

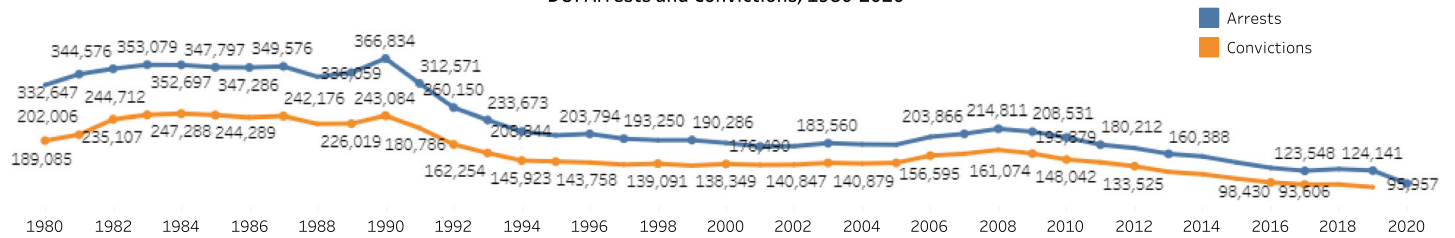


DUI SUMMARY STATISTICS

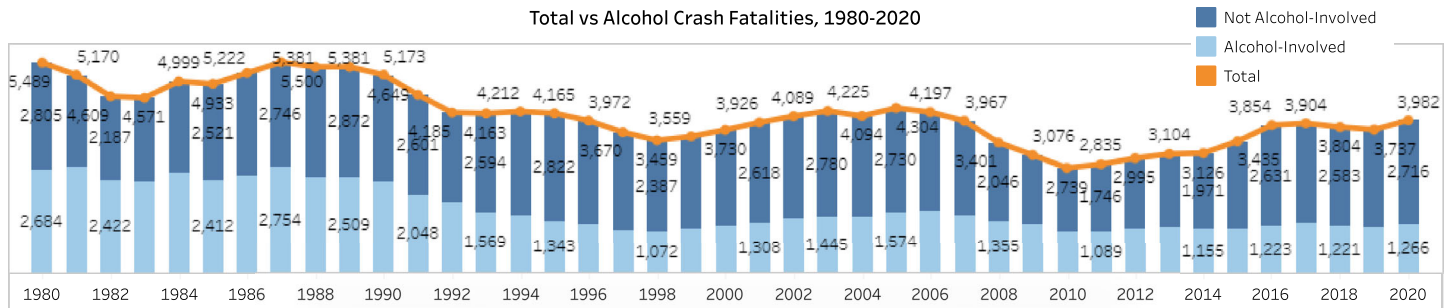
DUI Summary Statistics

DUI Summary Statistics: 1980 - 2020

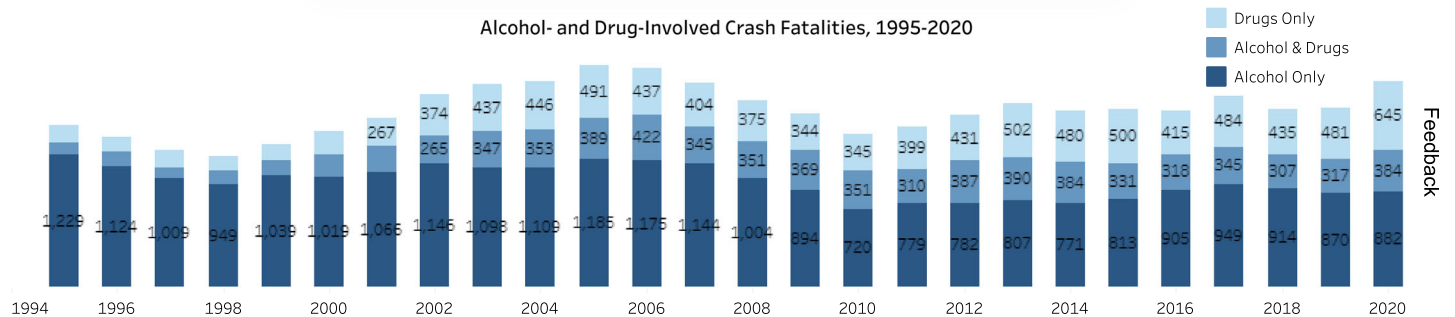
DUI Arrests and Convictions, 1980-2020



Total vs Alcohol Crash Fatalities, 1980-2020



Alcohol- and Drug-Involved Crash Fatalities, 1995-2020



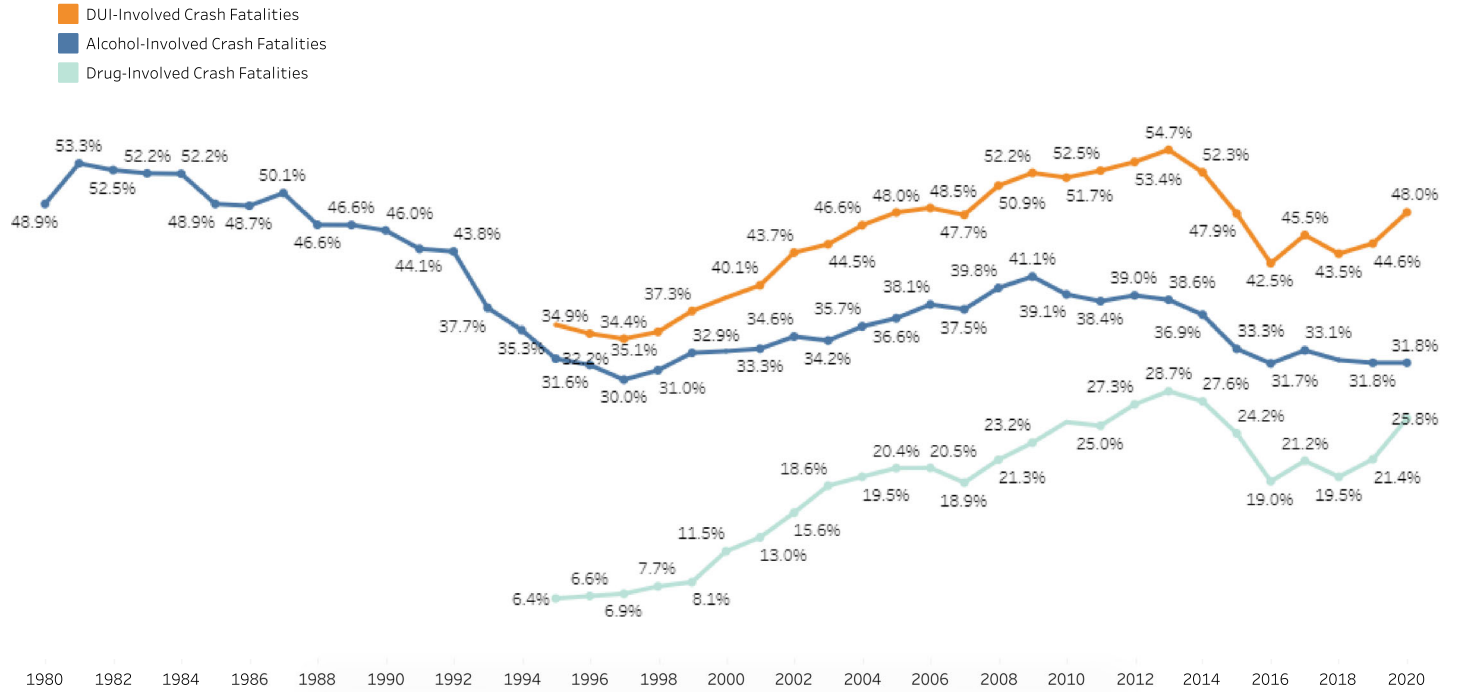
Source: 1992-2022 Annual Reports of the California DUI Management Information System and CHP SWITRS Annual Reports of Fatal and Injury Motor Vehicle Traffic Collisions for years 1980-2020.

Suggested Citation:

Rees, H., McCullough, A., Oulad Daoud, S., Mitchum, A., Sacchi, D., & Oakley, K. DUI Summary Statistics: 1980-2020 [Dashboard]. California Department of Motor Vehicles. Last Modified November 2023. <https://www.dmv.ca.gov/portal/dmv-research-reports/research-development-data-dashboards/dui-management-information-system-dashboards/dui-summary-statistics/>

DUI Summary Statistics: 1980 - 2020 (Continued)

% of Crash Fatalities that were DUI-Involved, Alcohol-Involved, or Drug-Involved, 1980-2020



Source: 1992-2022 Annual Reports of the California DUI Management Information System and CHP SWITRS Annual Reports of Fatal and Injury Motor Vehicle Traffic Collisions for years 1980-2020.

Note: For some alcohol-involved fatalities drugs were also involved, and some drug-involved fatalities alcohol was also involved.

Suggested Citation:

Rees, H., McCullough, A., Oulad Daoud, S., Mitchum, A., Sacchi, D., & Oakley, K. DUI Summary Statistics: 1980–2020 (Continued) [Dashboard]. California Department of Motor Vehicles. Last Modified November 2023. <https://www.dmv.ca.gov/portal/dmv-research-reports/research-development-data-dashboards/dui-management-information-system-dashboards/dui-summary-statistics/>