

Trial Court Facility Modification Advisory Committee Meeting

April 6, 2026



Call to Order and Roll Call

- Chair Call to Order and Opening Comments
- Roll Call
 - Trial Court Facility Modification Advisory Committee Chair
 - Trial Court Facility Modification Advisory Committee Members
 - Facilities Services Staff
 - Guests

Consent Calendar

- Minutes from open meeting on March 2, 2026

Director's Report

- FM Budget Update
- Budget Update

Action Item 1

FY 25–26 FM Program Budget Actions

- Reallocate \$1.5 million from the *Statewide FM Planning* budget to the *Priority 2 FMs under \$100K* budget

Action Item 1

FY 25–26 FM Program Budget Actions

FY 2025 - 2026 (\$1,000s)					
Description	Original Budget Amount	Revision to Budget	Revised Budget Amount	Reconciled Expenditure	Funds Available
Statewide FM Planning	\$3,000	(\$1,500)	\$1,500	\$1,500	\$0
Priority 1 FMs	\$30,000	\$0	\$30,000	\$30,000	\$0
FMs Less Than \$100K	\$8,000	\$1,500	\$9,500	\$9,500	\$0
Planned FMs	\$3,137	\$0	\$3,137	\$3,137	\$0
FMs Over \$100K	\$35,863	\$0	\$35,863	\$34,779	\$1,084
TOTALS:	\$80,000	\$0	\$80,000	\$78,916	\$1,084

Action Item 2

List A – Emergency Facility Modifications (Priority 1)

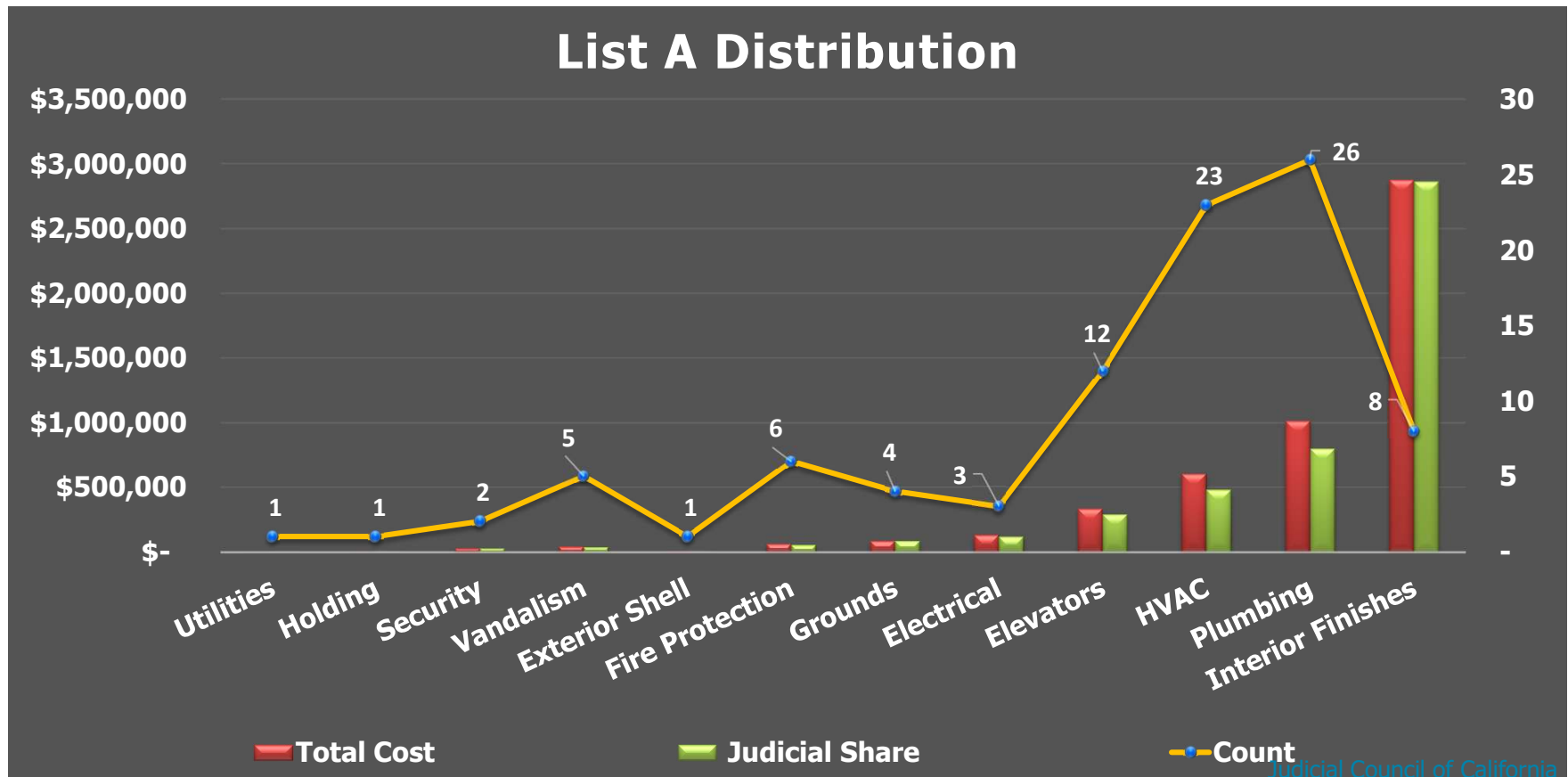
- There were 92 new P1 FMs this period
- Total estimated FM Program budget share is \$4,766,939

FY 25-26 P1 Budget Allocation	Prior Approvals for FY 25-26	Proposed Approvals	Adjustment to Prior Approvals*	Adjusted Remaining Balance
\$30,000,000	\$21,321,577	\$4,766,939	\$2,804,766	\$6,716,250

* Overages/savings for approved project costs

Action Item 2




List A – Emergency Facility Modifications (Priority 1)



Action Item 2

List A – Emergency Facility Modifications (Priority 1)

FM-25-0400-AB - Hayward Hall of Justice - Plumbing



Action Item 2

List A – Emergency Facility Modifications (Priority 1)

FM-25-0555-AB - Van Nuys Courthouse East - Grounds and Parking Lot



Action Item 2

List A – Emergency Facility Modifications (Priority 1)



FM-25-0578-AB - Hayward Hall of Justice - Electrical



Action Item 2

List A – Emergency Facility Modifications (Priority 1)

FM-25-0584-AB - Mental Health Court - Vandalism



Action Item 3

List B – Facility Modifications Under \$100K (Priority 2)

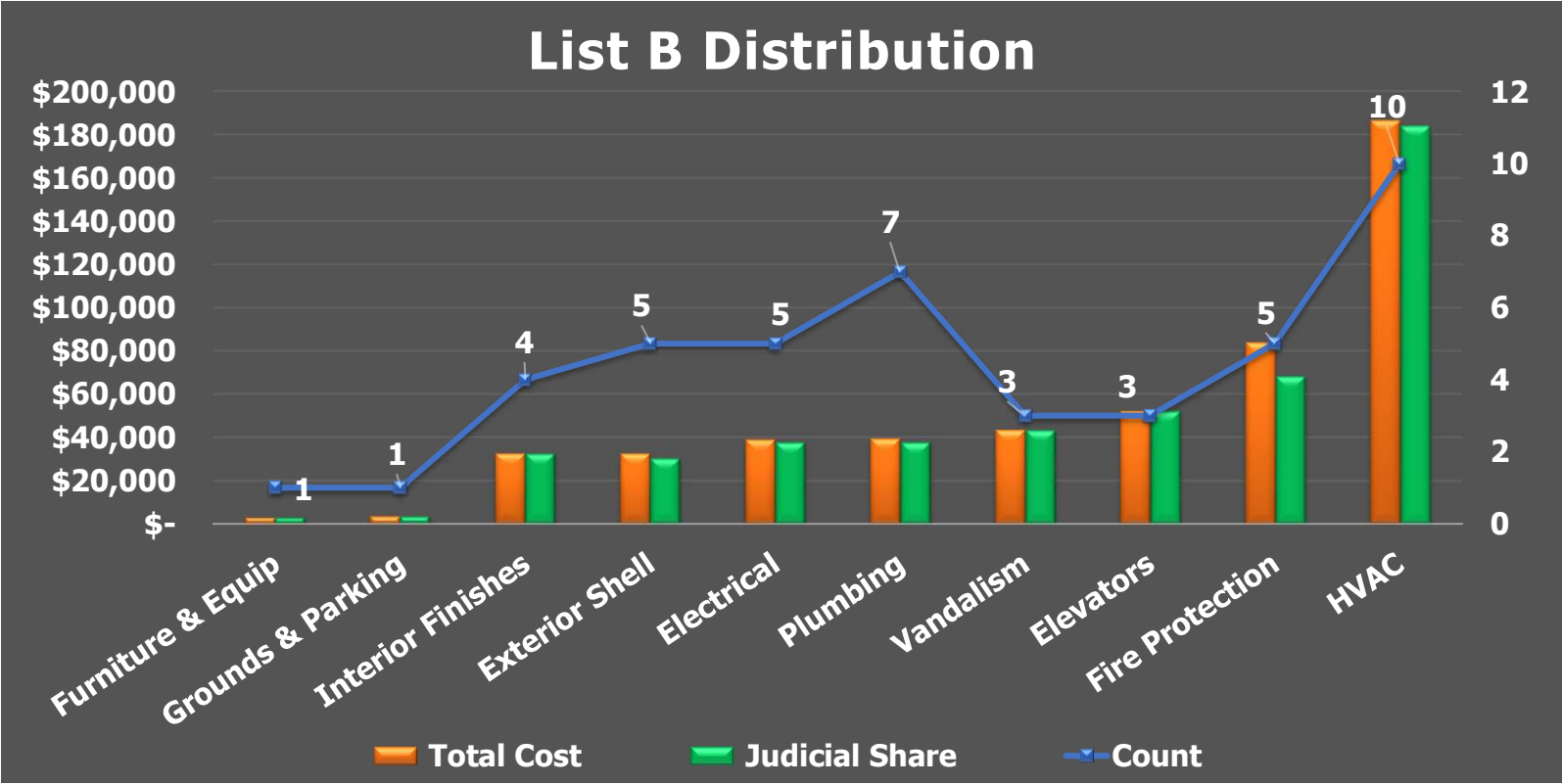
- There were 44 new P2 FMs under \$100K this period
- Total estimated FM Program budget share is \$492,401

FY 25-26 P2 Budget Allocation	Prior Approvals for FY 25-26	Proposed Approvals	Adjustment to Prior Approvals*	Adjusted Remaining Balance
\$8,000,000	\$7,372,578	\$492,401	\$198,595	\$333,616

* Overages/savings for approved project costs

Action Item 3




List B – Facility Modifications Under \$100K (Priority 2)



Action Item 3

List B – Facility Modifications Under \$100K (Priority 2)

FM-25-0494-AB – Santa Clara Hall of Justice (East) - Plumbing



Action Item 3

List B – Facility Modifications Under \$100K (Priority 2)

FM-25-0588-AB - Main Courthouse - Madera- Vandalism



Action Item 4

List C – Cost Increases Over \$50K

- Impacts 1 FM project
- Total FM Value - \$204,268
- Program Budget Impact - \$204,268

Action Item 4

List C – Cost Increases Over \$50K

Contra Costa - Wakefield Taylor Courthouse - FM-2009551-Grounds and Parking Lot

County	Building	Bldg. ID	FM ID	Original Funded Cost	Current Cost Estimate	Amount of Increase
Contra Costa	Wakefield Taylor Courthouse	07-A2	FM-2009551	\$ 390,354	\$ 594,622	\$ 204,268

Reason for Increase: The cost increase is due to the installation of (1) 4 inch fire main backflow preventer and (1) 2 inch irrigation backflow preventer. The AHJ requires the installation of these backflow preventers. Work includes the installation of (1) fire tamper switch, replacement of (1) fire panel dialer, and programming the FACP for the new devices.

Notes: FM Program Budget Share is 100%, therefore cost increase to FM Budget is \$204,268.

Action Item 5

List D – Facility Modifications over \$100K (Priority 2)

- Impacts 3 FM projects
- Total FM Value - \$514,540
- Program Budget Impact - \$393,301

Action Item 6

October Meeting Travel Plans

Option 1

Day 1 – Tours

- Lake County
 - Lakeport Court Facility
- Mendocino County
 - Mendocino County Courthouse
 - New Ukiah Courthouse

Day 2 – Tour & Committee Meeting

- Sonoma County
 - Sonoma Hall of Justice



Action Item 6

October Meeting Travel Plans

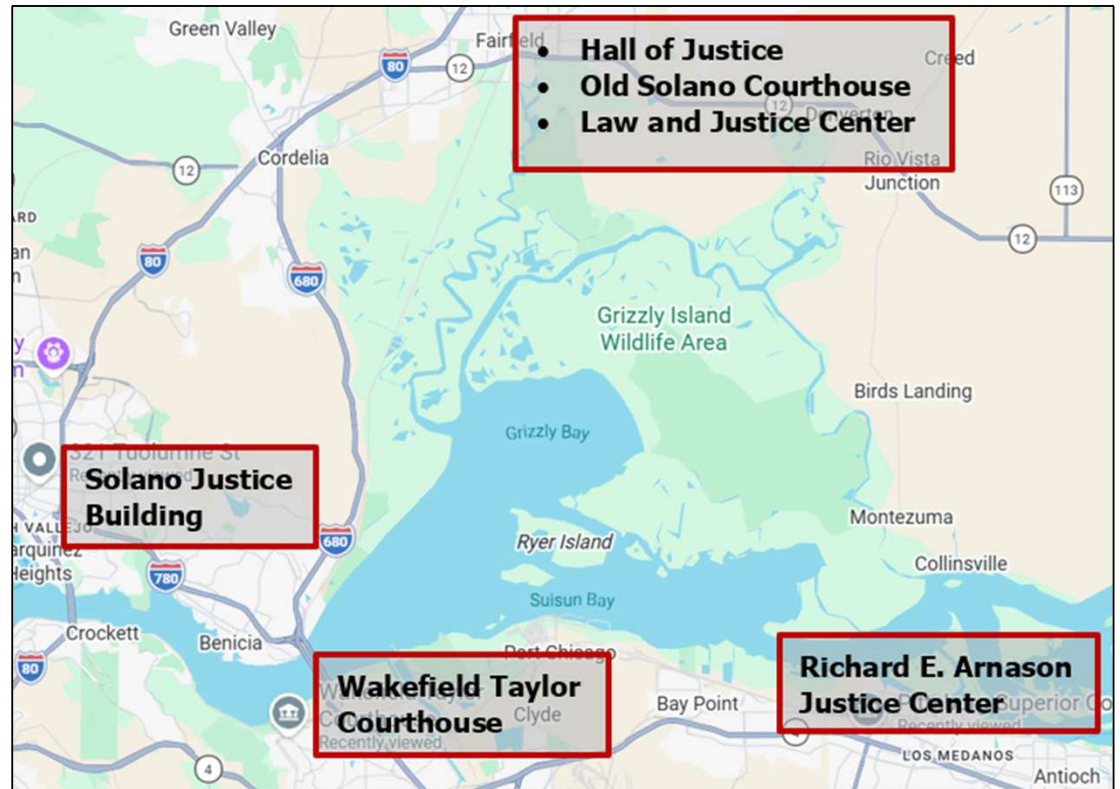
Option 3

Day 1 – Tours

- Contra Costa County
 - Richard E. Arnason Justice Center
 - Wakefield Taylor Courthouse
- Solano County
 - Solano Justice Building
 - Solano Hall of Justice
 - Old Solano Courthouse

Day 2 – Tour & Committee Meeting

- Solano County
 - Solano Law and Justice Center



Action Item 7

Amended 2026 Trial Court Facility Modification Advisory Committee Annual Agenda

- Approve the amended 2026 TCFMAC Annual Agenda, which adds (1) Court-Funded Facilities Request (CFR) Policy Update as a New or One-Time Project No. 1 and (2) CFR Policy Working Group.

Discussion Item 1

List E - Approved CFRs

Approved CFRs:

1. Butte - (Facilities Related) North Butte County Courthouse - \$0
2. El Dorado - (Facilities Related) Main St. Courthouse - \$7,154
3. El Dorado - (Facilities Related) Cameron Park - \$46,461
4. El Dorado - (Facilities Related) Main St. Courthouse - \$531,660
5. El Dorado - (Facilities Related) Johnson Bldg. - \$64,324
6. El Dorado - (Facilities Related) Cameron Park - \$5,189

Discussion Item 1

List E - Approved CFRs

Approved CFRs:

- 7. Los Angeles - (Facilities Related) Multiple - \$60,000
- 8. Los Angeles - (Facilities Related) Foltz Criminal Justice Center - \$0
- 9. Los Angeles - (Facilities Related) Multiple - \$0
- 10. Los Angeles - (Facilities Related) Multiple - \$0
- 11. Los Angeles - (Facilities Related) Multiple - \$0
- 12. Los Angeles - (Facilities Related) Multiple - \$0

Discussion Item 1

List E - Approved CFRs

Approved CFRs:

- 13. Los Angeles - (Facilities Related) Multiple - \$0
- 14. Los Angeles - (Facilities Related) Multiple - \$0
- 15. Los Angeles - (Facilities Related) Stanley Mosk Courthouse - \$900,000
- 16. Los Angeles - (Facilities Related) Multiple - \$800,000
- 17. Los Angeles - (Facilities Related) Multiple - \$200,000
- 18. Los Angeles - (Facilities Related) Hall of Records - \$350,000

Discussion Item 1

List E - Approved CFRs

Approved CFRs:

- 19. Los Angeles - (Facilities Related) Van Nuys Courthouse West - \$6,900,000
- 20. Los Angeles - (Facilities Related) Stanley Mosk Courthouse - \$1,150,000
- 21. Los Angeles - (Facilities Related) Michael Antonovich Courthouse - \$850,000
- 22. Los Angeles - (Facilities Related) Pomona Courthouse South - \$1,100,000
- 23. Los Angeles - (Facilities Related) Stanley Mosk Courthouse - \$1,377,135
- 24. Monterey - (Facilities Related) Marina Courthouse - \$26,674

Discussion Item 1

List E - Approved CFRs

Approved CFRs:

- 25. San Joaquin - (Facilities Related) Stockton Courthouse - \$20,000
- 26. San Mateo - (Facilities Related) Hall of Justice - \$800
- 27. San Mateo - (Annual Budget) Multiple - \$0
- 28. Sutter - (Facilities Related) Sutter County Superior Courthouse - \$454,849
- 29. Tulare - (Facilities Related) Dinuba Division - Tulare Superior Court - \$9,846
- 30. Tulare - (Facilities Related) South County Justice Center - \$12,517

There were no canceled CFRs this reporting period.

Discussion Item 2

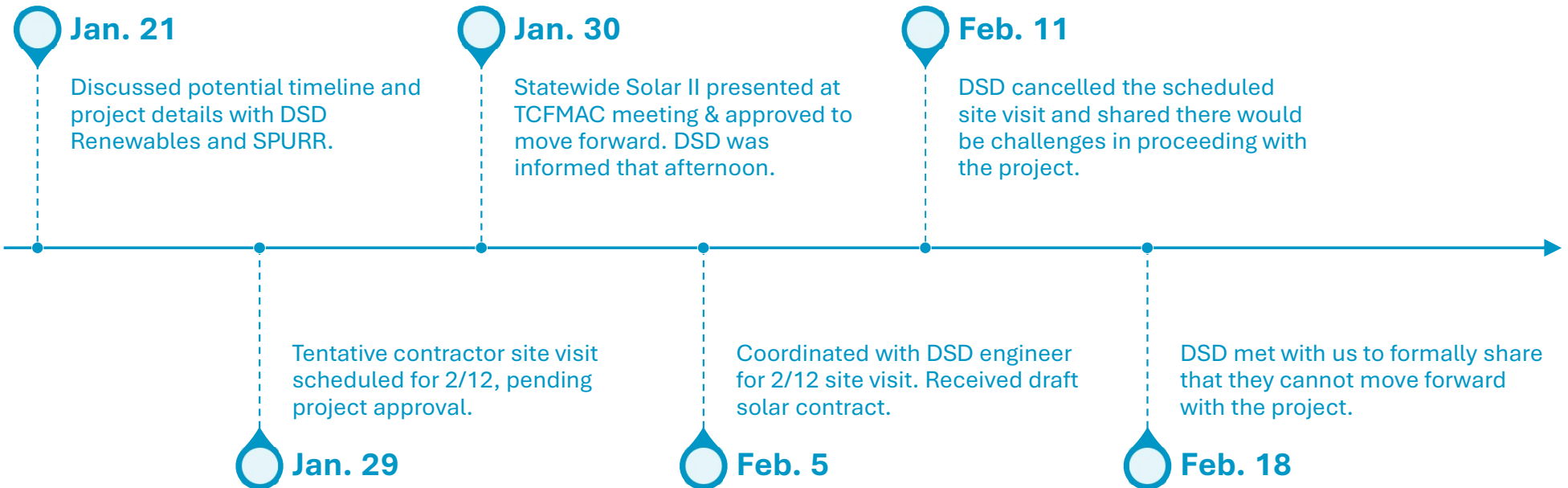
Statewide Solar II: Update

The proposed solar carport project at the East County Hall of Justice in Alameda County cannot move forward.

- The LPA contractor withdrew from the project
- The project is no longer financially viable

Discussion Item 2


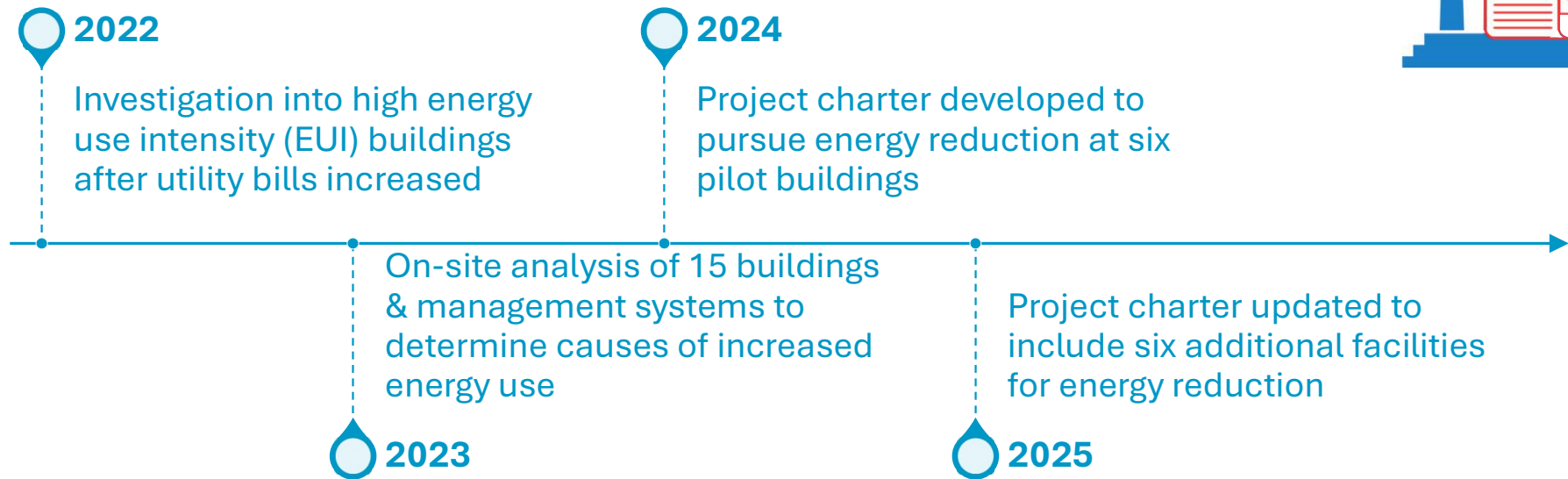
Statewide Solar II: Update



Discussion Item 2

Energy Use Intensity Reduction Project

Project Timeline

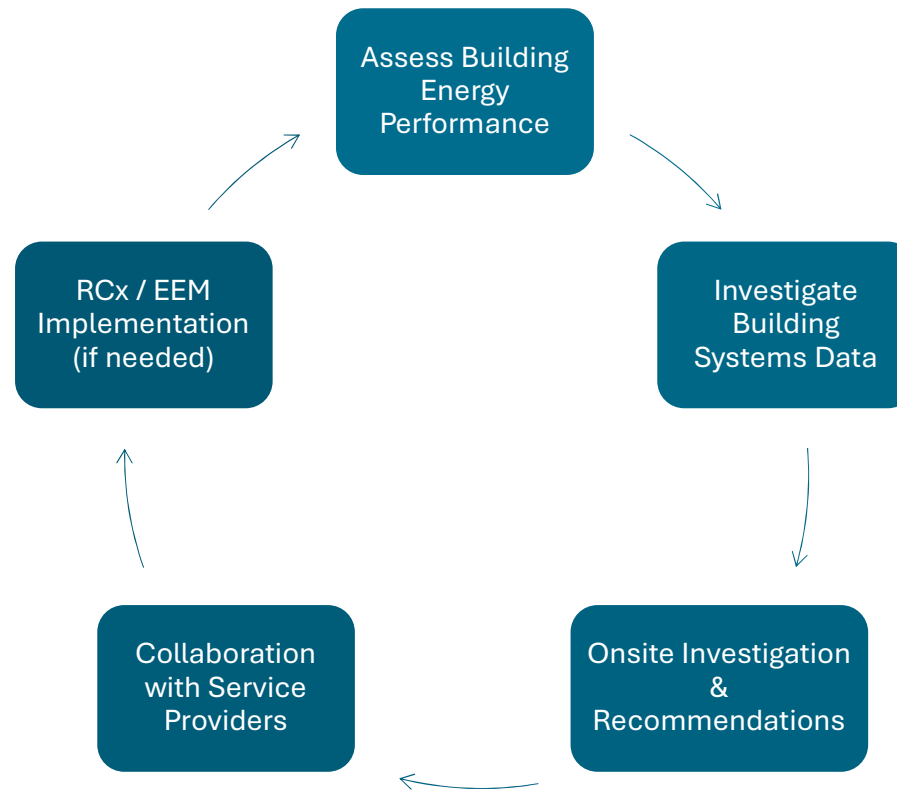


Discussion Item 2

Energy Use Intensity Reduction Project

Project Cycle & Methodology

RCx= Retro-commissioning of systems
EEM=Energy Efficiency Measures

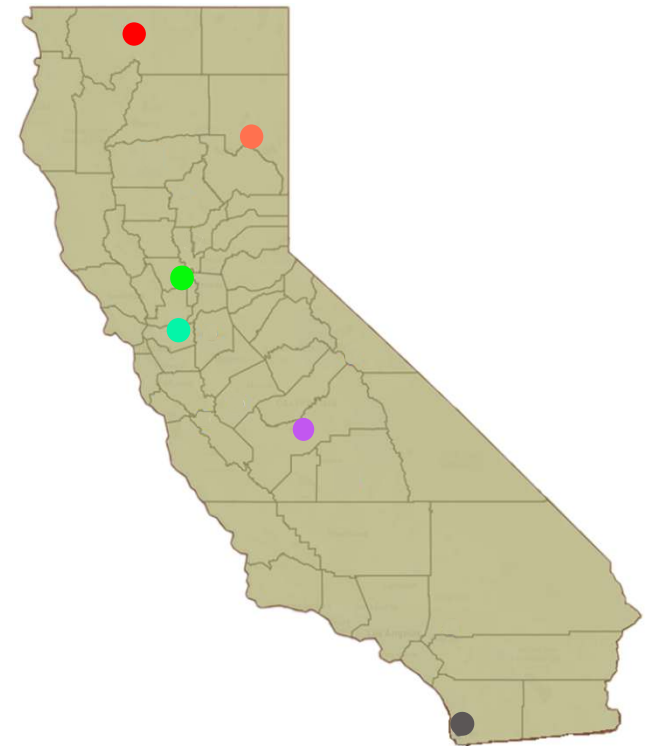


Discussion Item 2

Energy Use Intensity Reduction Project

Group 1: The Focus 6 Pilot

Code	ID	Building Name
●	47-H1	New Yreka Courthouse (Siskiyou County)
●	18-C1	Susanville Hall of Justice (Lassen County)
●	57-A10	Yolo Superior Court (Yolo County)
●	07-E3	Richard E. Arnason Justice Center (Contra Costa County)
●	10-O1	B.F. Sisk Courthouse (Fresno County)
●	37-L1	Central Courthouse (San Diego County)



Discussion Item 2

Energy Use Intensity Reduction Project

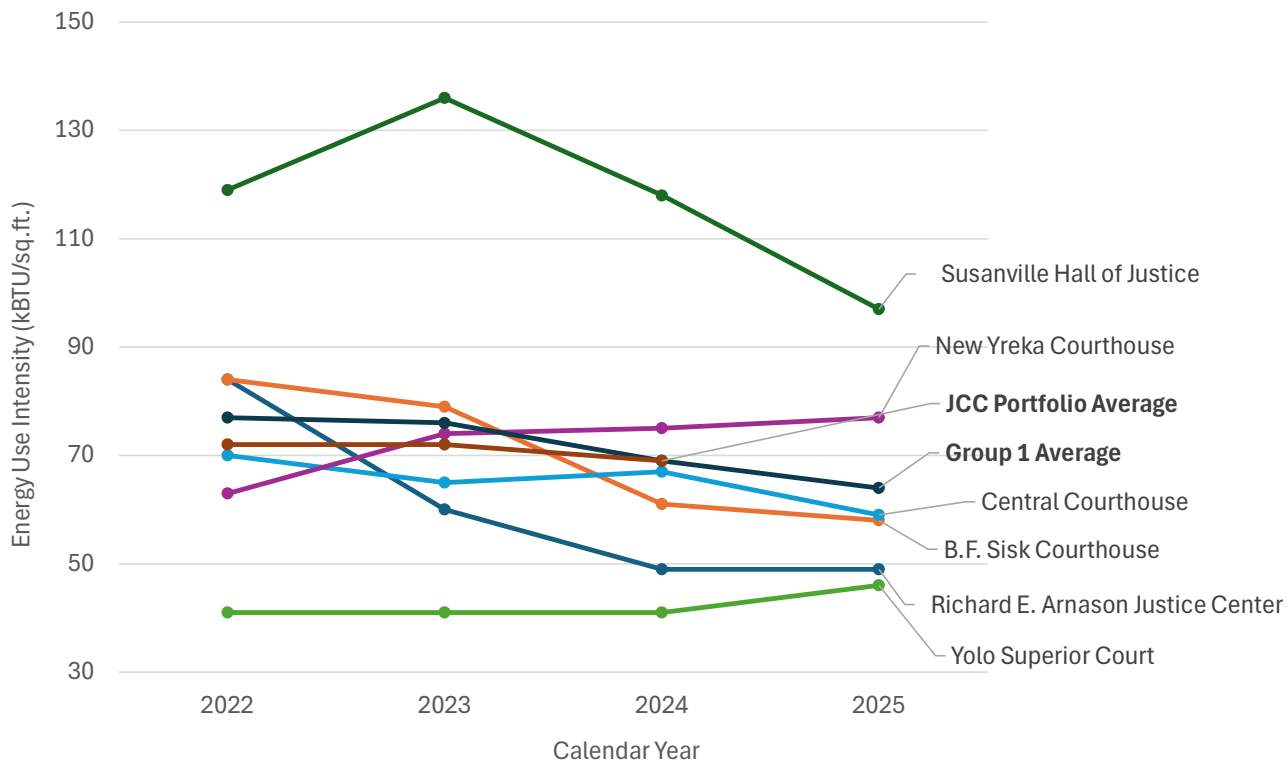
EUI Pilot Buildings See Continued Success

Building	2022 EUI	2025 EUI	Actions Taken	EUI Change
Richard E. Arnason Justice Center	84	49	<ul style="list-style-type: none"> Reconfiguration of scheduling 	- 42%
B.F. Sisk Courthouse	84	58	<ul style="list-style-type: none"> Reconfiguration of scheduling and controllers 	- 31%
Susanville Hall of Justice	119	97	<ul style="list-style-type: none"> Replacement of BMS and reconfiguration of scheduling 	- 18%
San Diego Central Courthouse	70	59	<ul style="list-style-type: none"> BMS software upgrade 	- 16%
New Yreka Courthouse	63	77	<ul style="list-style-type: none"> Research and discovery underway, to be followed by remediation strategies 	+ 22%
Yolo Superior Court	41	46	<ul style="list-style-type: none"> Resolved gas leak which contributed to uptick 	+ 12%

Discussion Item 2

Energy Use Intensity Reduction Project

2022-2025 Annual EUI: Group 1 Pilot



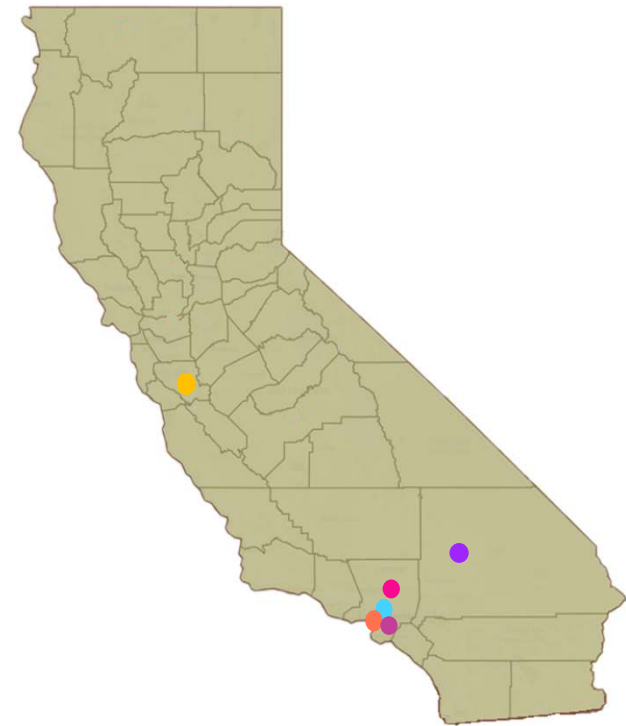
	2022	2023	2024	2025
Richard E. Arnason Justice Center	84	60	49	49
B.F. Sisk Courthouse	84	79	61	58
Susanville Hall of Justice	119	136	118	97
Central Courthouse	70	65	67	59
New Yreka Courthouse	63	74	75	77
Yolo Superior Court	41	41	41	46
Average	77	76	69	64
JCC Portfolio Average	72	72	69	-

Discussion Item 2

Energy Use Intensity Reduction Project

Group 2: High Square Foot & EUI Buildings

Code	ID	Building Name
●	43-N1	Morgan Hill Courthouse (Santa Clara County)
●	36-J1	Barstow Courthouse (San Bernardino County)
●	19-J1	Pasadena Courthouse (Los Angeles County)
●	19-T1	Metropolitan Courthouse (Los Angeles County)
●	19-F1	Inglewood Courthouse (Los Angeles County)
●	19-AG1	Compton Courthouse (Los Angeles County)



Discussion Item 2

Energy Use Intensity Reduction Project

Group 2 Buildings Benefit from Team Interventions, BMS Upgrades

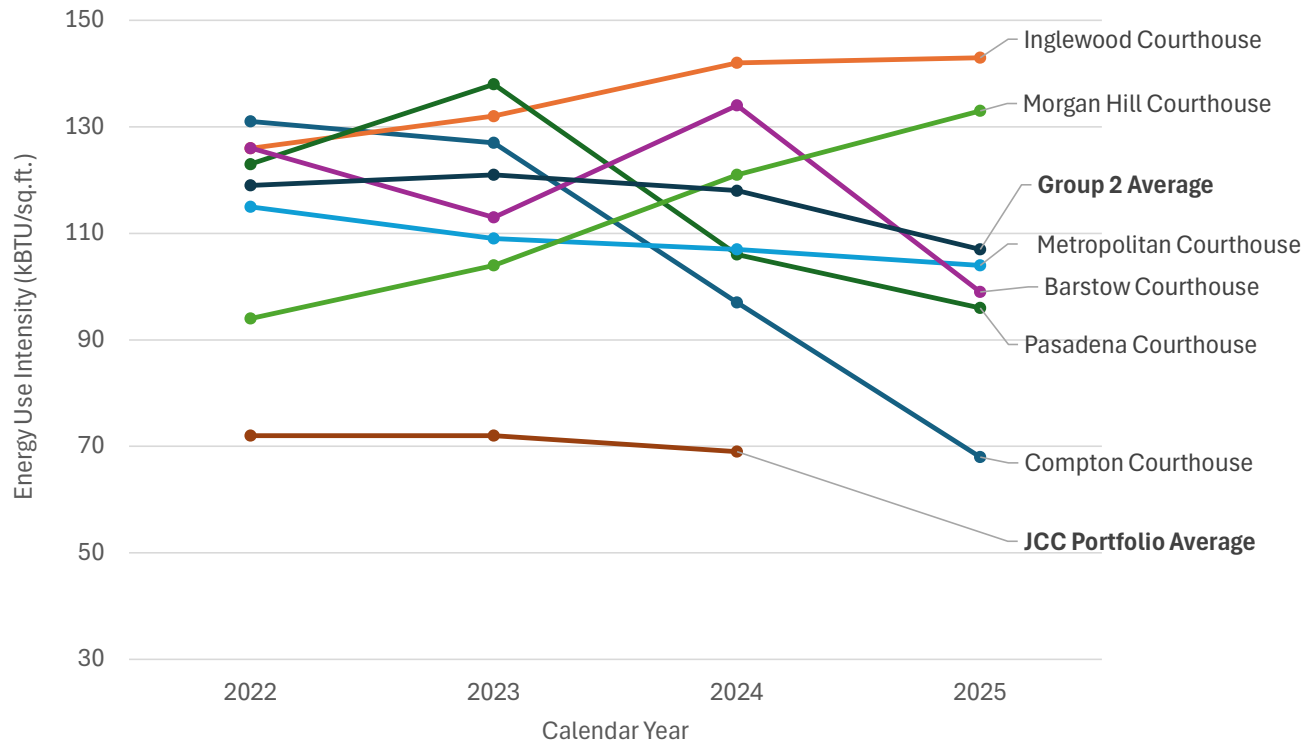
Building	2022 EUI	2025 EUI	Actions Taken				EUI Change
			Optimized HVAC schedule	Optimized fan & pump speeds	Implemented continuous monitoring	BMS program upgrade in progress	
Compton Courthouse	131	68	X	X	X		- 48%
Inglewood Courthouse	126	143				X	+ 13%
Pasadena Courthouse	123	96	X	X	X		- 22%
Metropolitan Courthouse*	116	104	X	X	X		- 10%
Barstow Courthouse	126	99	X				- 21%
Morgan Hill Courthouse	94	133				X	+41%

* Metropolitan Courthouse is missing gas data from April – July 2025. EUI is based on estimated data.

Discussion Item 2

Energy Use Intensity Reduction Project

2022-2025 Annual EUI: Group 2



	2022	2023	2024	2025
Compton Courthouse	131	127	97	68
Ingledwood Courthouse	126	132	142	143
Pasadena Courthouse	123	138	106	96
Metropolitan Courthouse	115	109	107	104
Barstow Courthouse	126	113	134	99
Morgan Hill Courthouse	94	104	121	133
Average	119	121	118	107
JCC Portfolio Average	72	72	69	-

Discussion Item 2

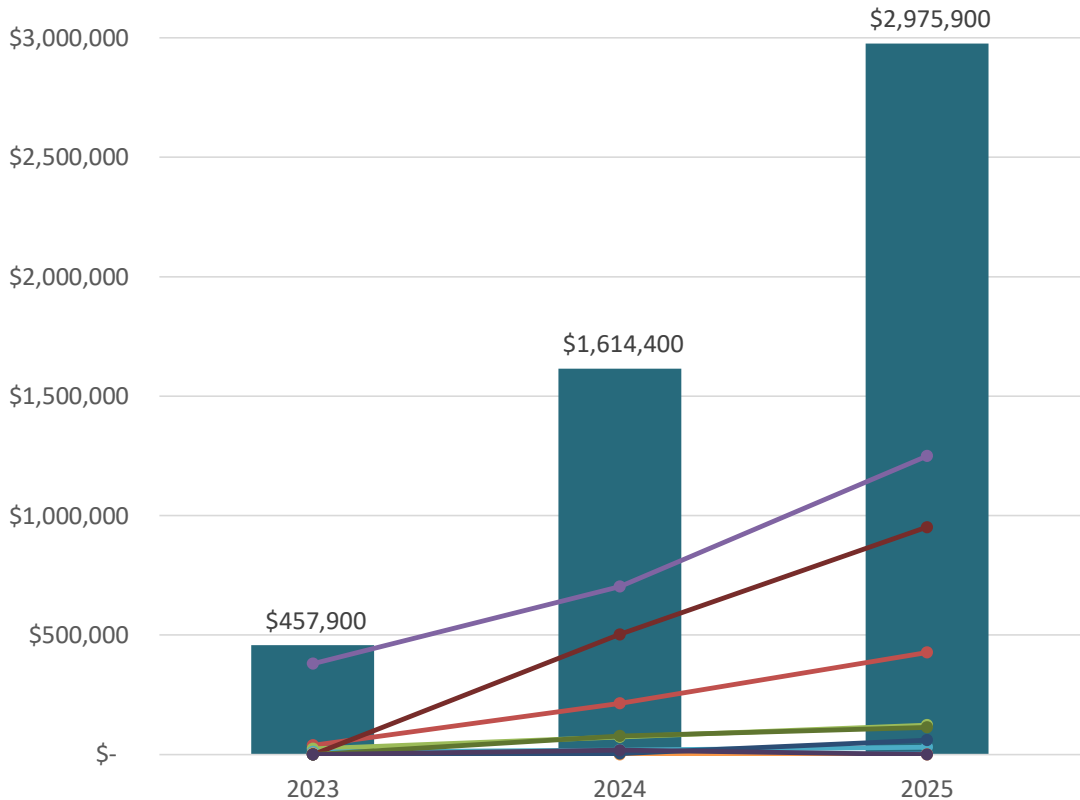
Energy Use Intensity Reduction Project

	Courthouse	2023	2024	2025
Group 1	B.F. Sisk Courthouse	\$ 39,000	\$ 175,000	\$ 212,900
	New Yreka Courthouse	\$ (28,300)	\$ (2,900)	\$ (51,900)
	Richard E. Arnason Justice Center	\$ 23,400	\$ 49,600	\$ 50,500
	San Diego Central Courthouse	\$ 380,500	\$ 322,000	\$ 546,600
	Susanville Hall of Justice	\$ 10,900	\$ 7,400	\$ 11,900
	Yolo Superior Court	\$ 4,100	\$ (16,500)	\$ (60,300)
Group 2	Barstow Courthouse	\$ -	\$ 4,100	\$ 55,300
	Compton Courthouse	\$ -	\$ 502,700	\$ 448,800
	Inglewood Courthouse	\$ -	\$ (347,200)	\$ (393,300)
	Metropolitan Courthouse	\$ -	\$ 77,900	\$ 35,500
	Morgan Hill Courthouse	\$ -	\$ (32,200)	\$ (29,400)
	Pasadena Courthouse	\$ -	\$ 17,800	\$ (32,100)
Annual Difference in Utility Expenses		\$ 429,600	\$ 757,700	\$ 794,500

Discussion Item 2

Energy Use Intensity Reduction Project

Cummulative Avoided Cost



**Estimated
Avoided Cost
Since 2023:**

\$2,975,900

- Total Avoided Cost
- B.F. Sisk Courthouse
- Richard E. Arnason Justice Center
- San Diego Central Courthouse
- Susanville Hall of Justice
- Yolo Superior Court
- Barstow Courthouse
- Compton Courthouse
- Metropolitan Courthouse
- Pasadena Courthouse

Discussion Item 2

Energy Use Intensity Reduction Project

Lessons Learned & Strategic Planning for Continued EUI Improvements



- Improvements are possible with low & no-cost solutions



- Energy reporting structure created a pathway for better data analysis



- New service provider requirements for streamlined data provision



- Data access limitations informing future efforts with Court CIOs



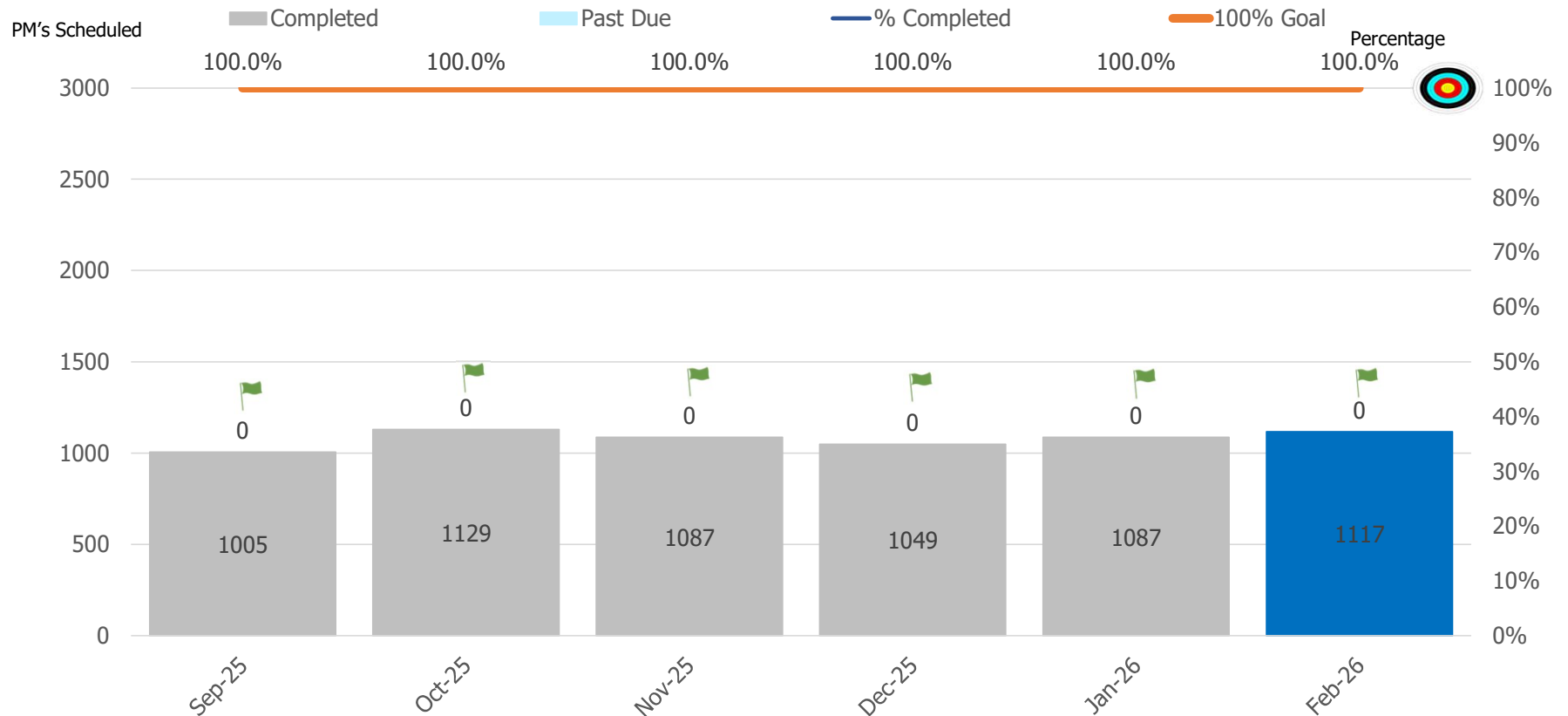
- 2026 California Trial Court Facilities Standards (CTCFS)



- Annual performance data will guide future building selection

Service Provider Performance Report

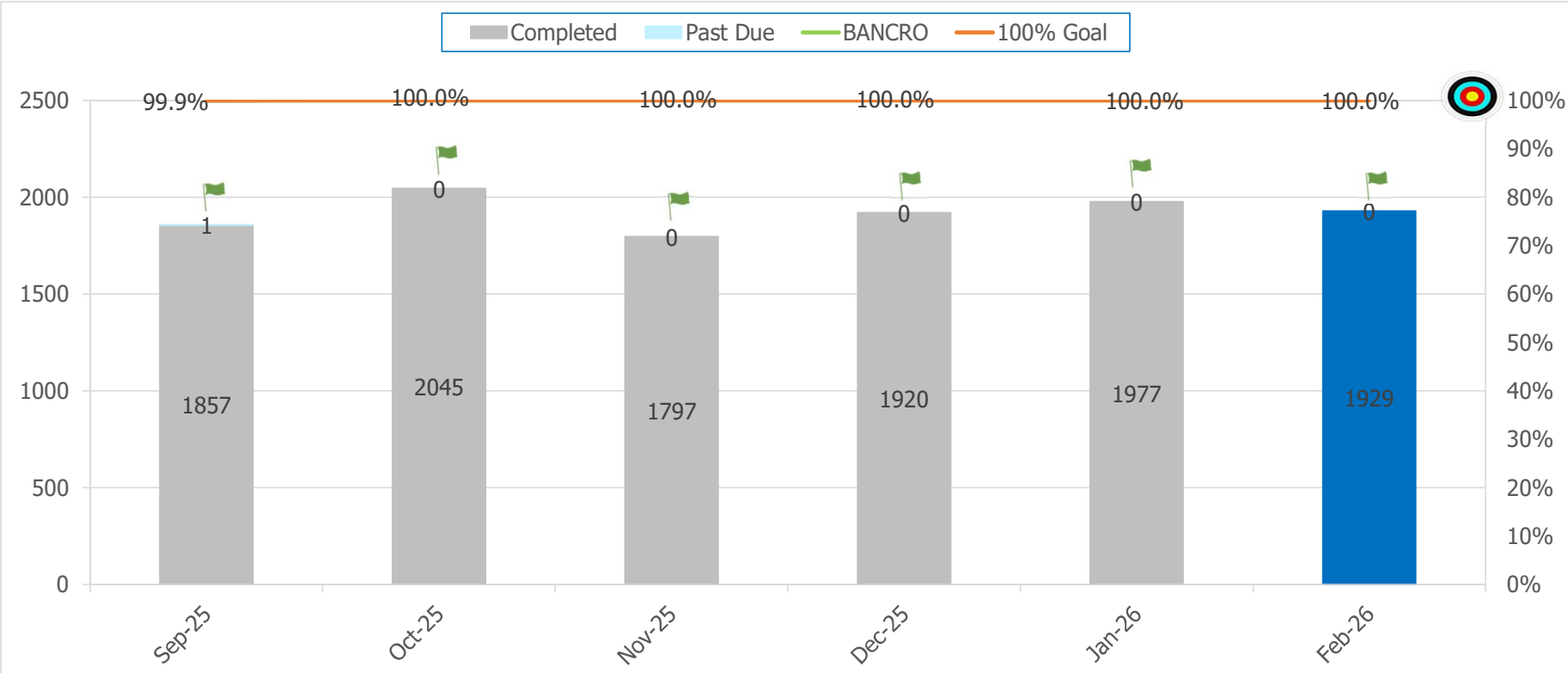
Veolia BANCRO - Preventive Maintenance



- 7%+ Meets expectations
- 8-10% Needs improvement
- 11%+ Does not meet expectations

Veolia BANCRO		
	Monday, March 2, 2026 Snapshot	Yearly Average
Scheduled PMs	1117	1067
Past Due PMs	0	0

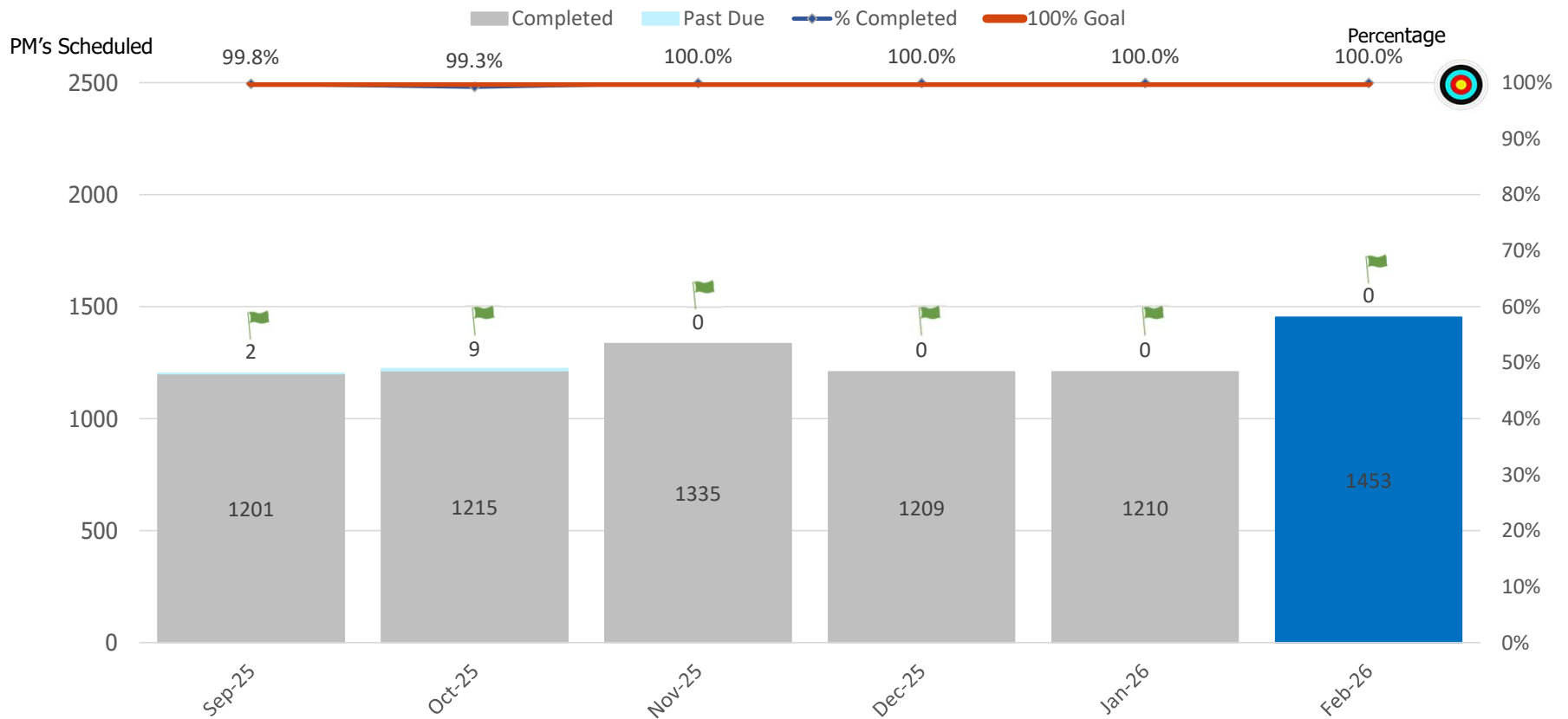
Veolia BANCRO – Past Due SWOs



- 7%+ Meets expectations
- 8-10% Needs improvement
- 11%+ Does not meet expectations

Veolia BANCRO		
Monday, March 2, 2026 Snapshot		Yearly Average
Open SWOs	1929	1887
Past Due SWOs	0	1

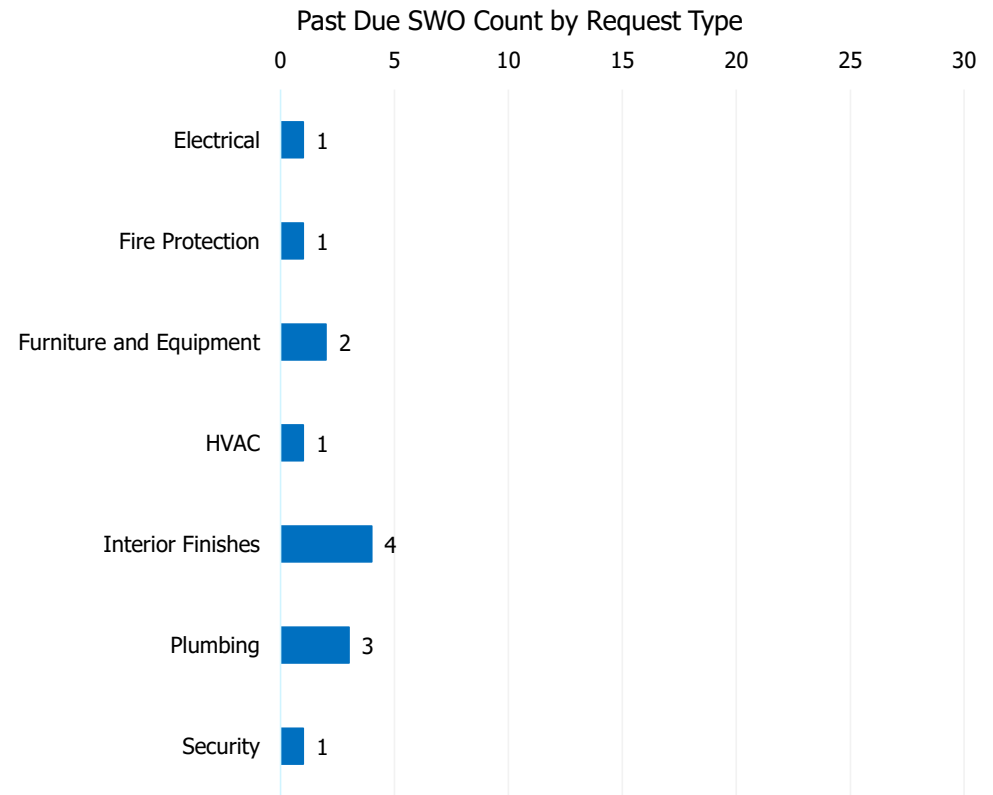
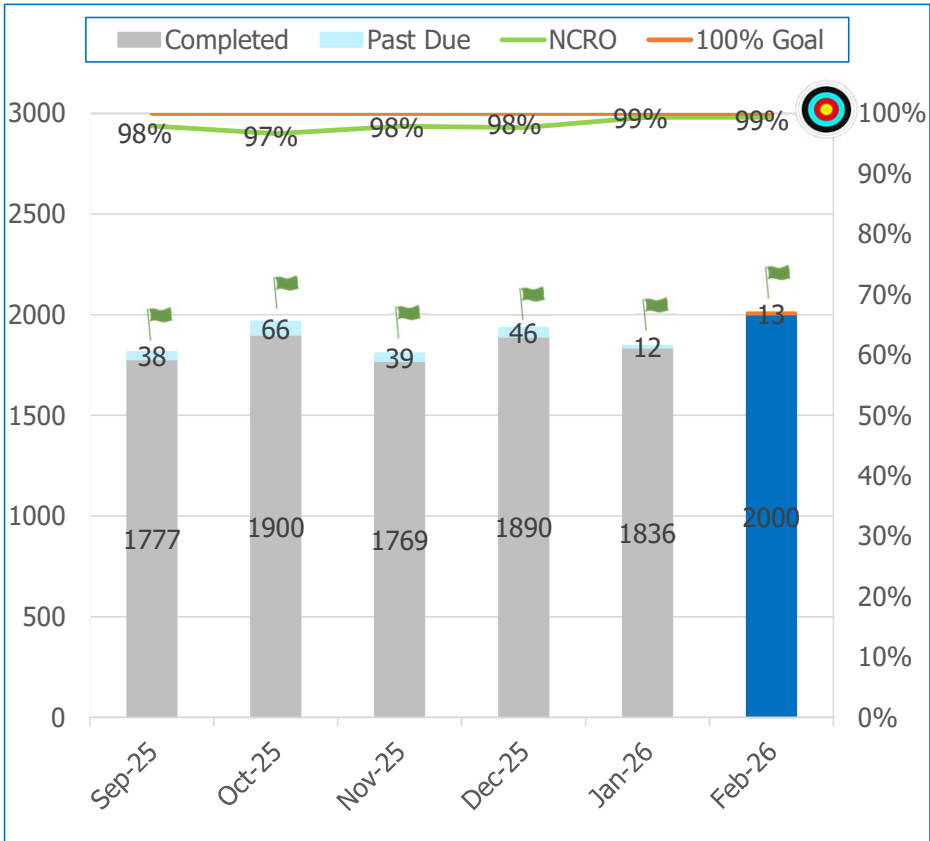
Pride NCRO - Preventive Maintenance



- 7%> Meets expectations
- 8-10% Needs improvement
- 11%+ Does not meet expectations

PRIDE NCRO		
Monday, March 2, 2026 Snapshot		Yearly Average
Scheduled PMs	1453	1257
Past Due PMs	0	3

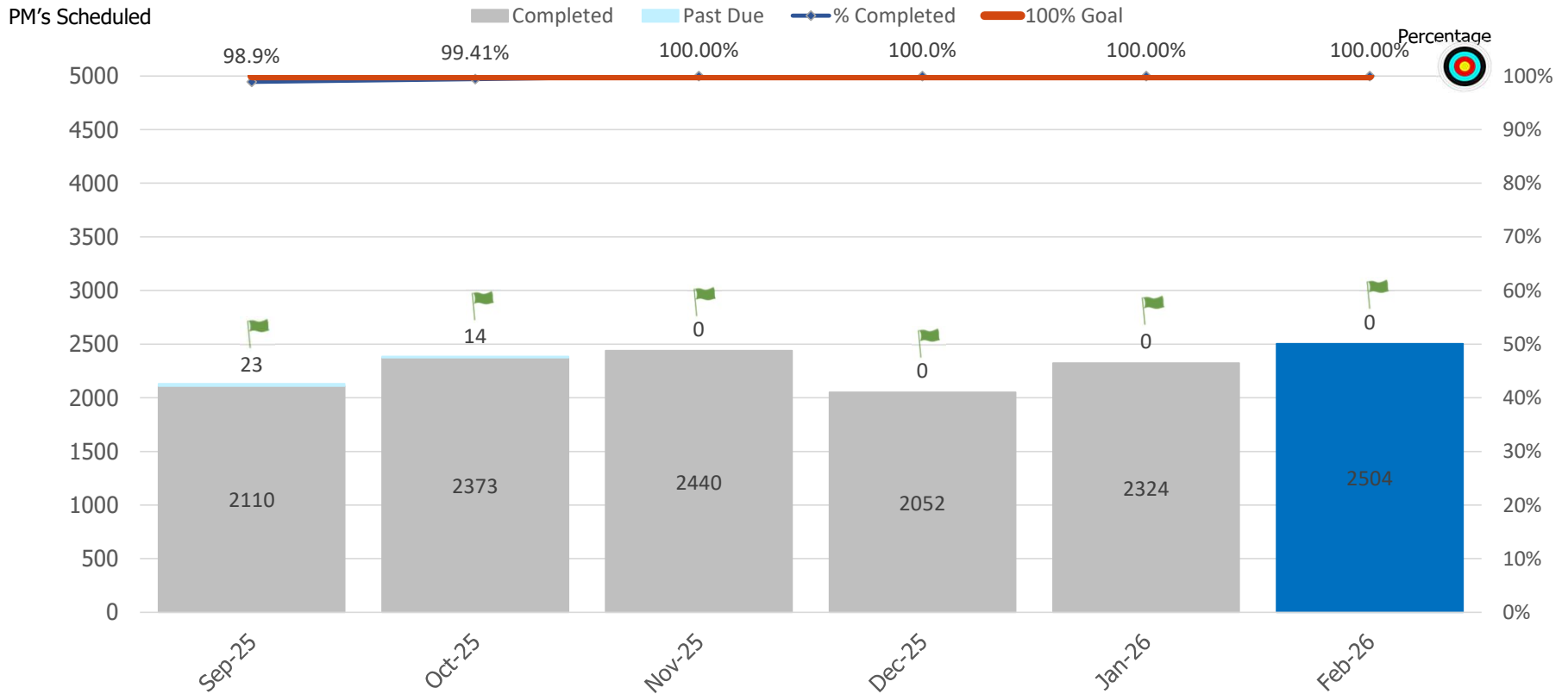
Pride NCRO – Past Due SWOs



- 7%+ Meets expectations
- 8-10% Needs improvement
- 11%+ Does not meet expectations

PRIDE NCRO		
	Monday, March 2, 2026 Snapshot	Yearly Average
Open SWOs	2013	1906
Past Due SWOs	13	42

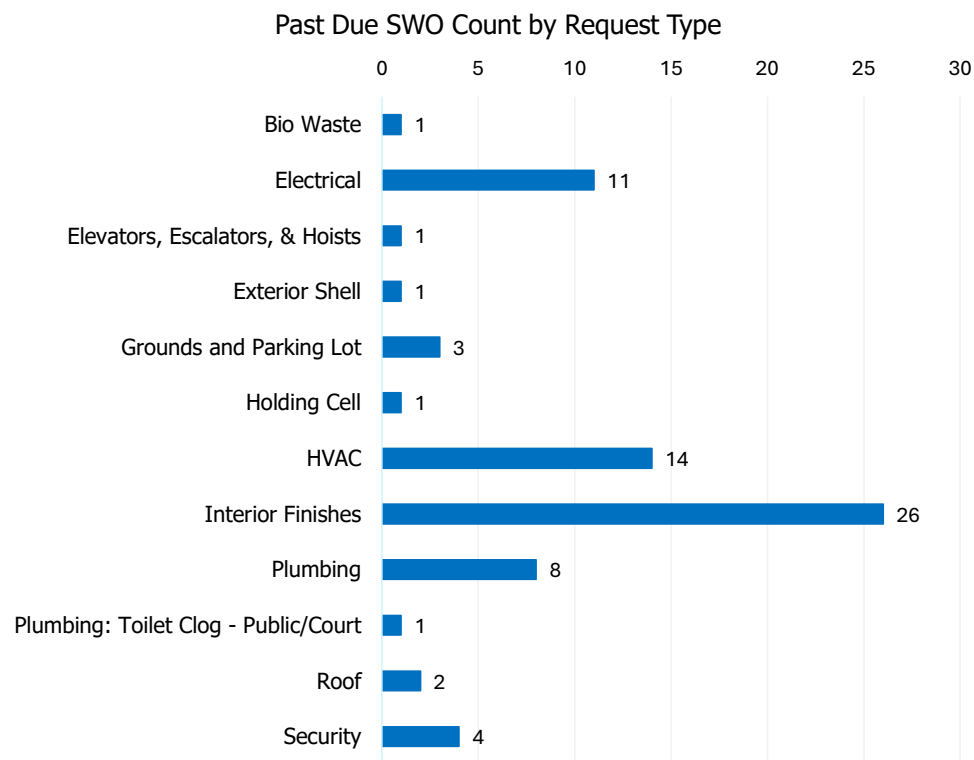
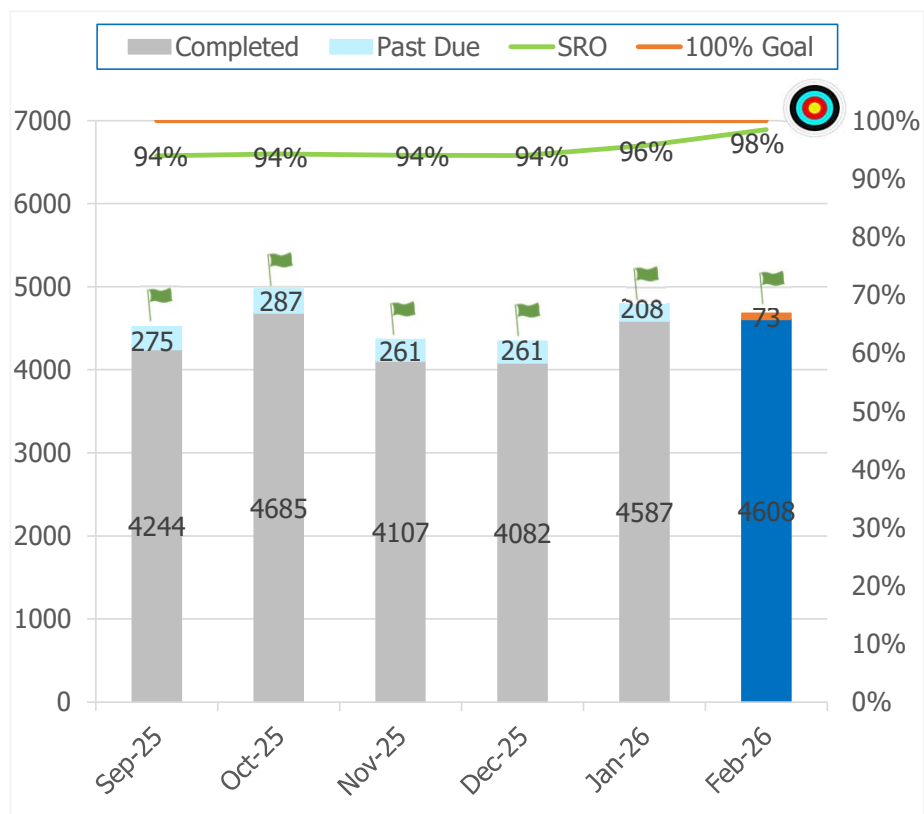
Pride SRO - Preventive Maintenance



- 7%+ Meets expectations
- 8-10% Needs improvement
- 11%+ Does not meet expectations

PRIDE SRO		
Monday, March 2, 2026 Snapshot		Yearly Average
Scheduled PMs	2504	2288
Past Due PMs	0	8

Pride SRO – Past Due SWOs

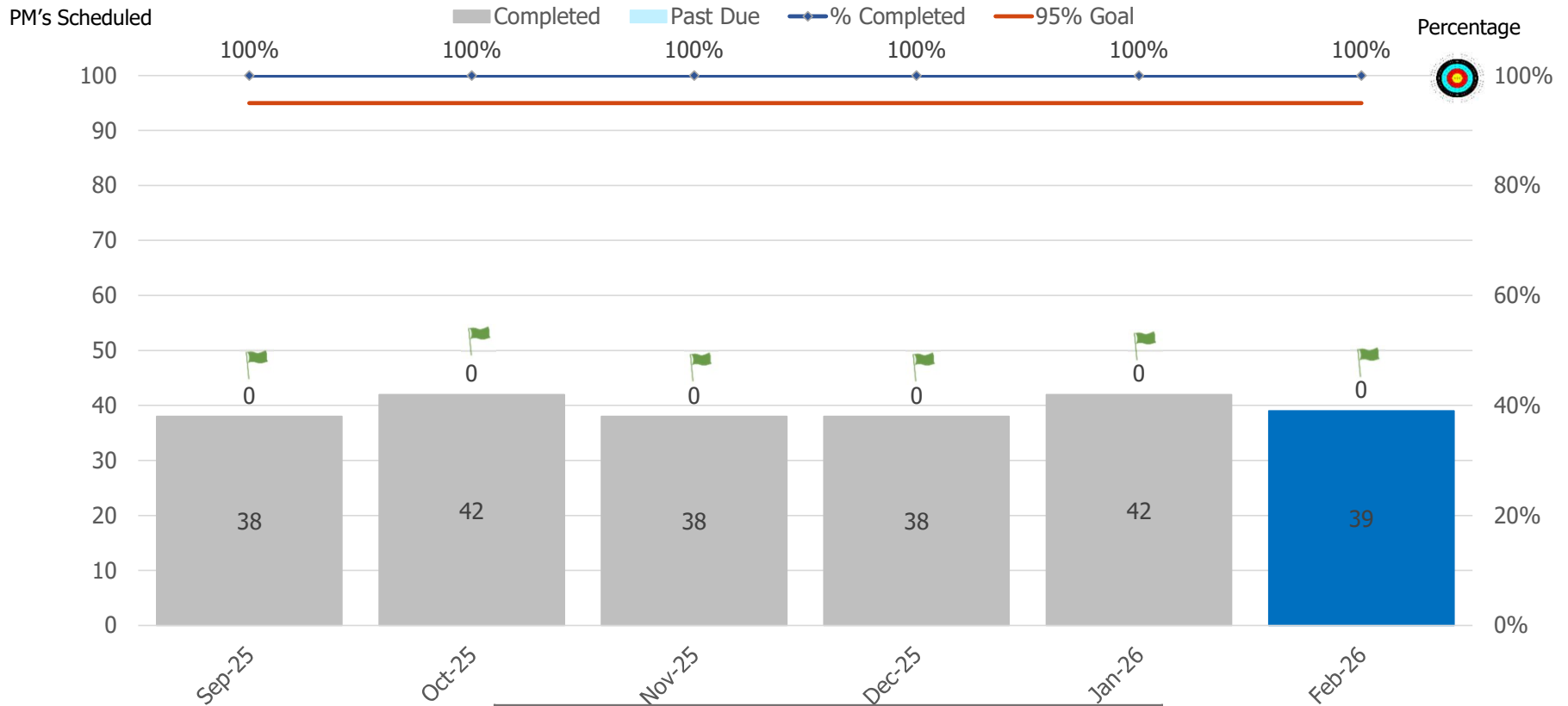


- 7%+ Meets expectations
- 8-10% Needs improvement
- 11%+ Does not meet expectations

PRIDE SRO		
	Monday, March 2, 2026 Snapshot	Yearly Average
Open SWOs	4681	4658
Past Due SWOs	73	203

Delegated Court Performance Report

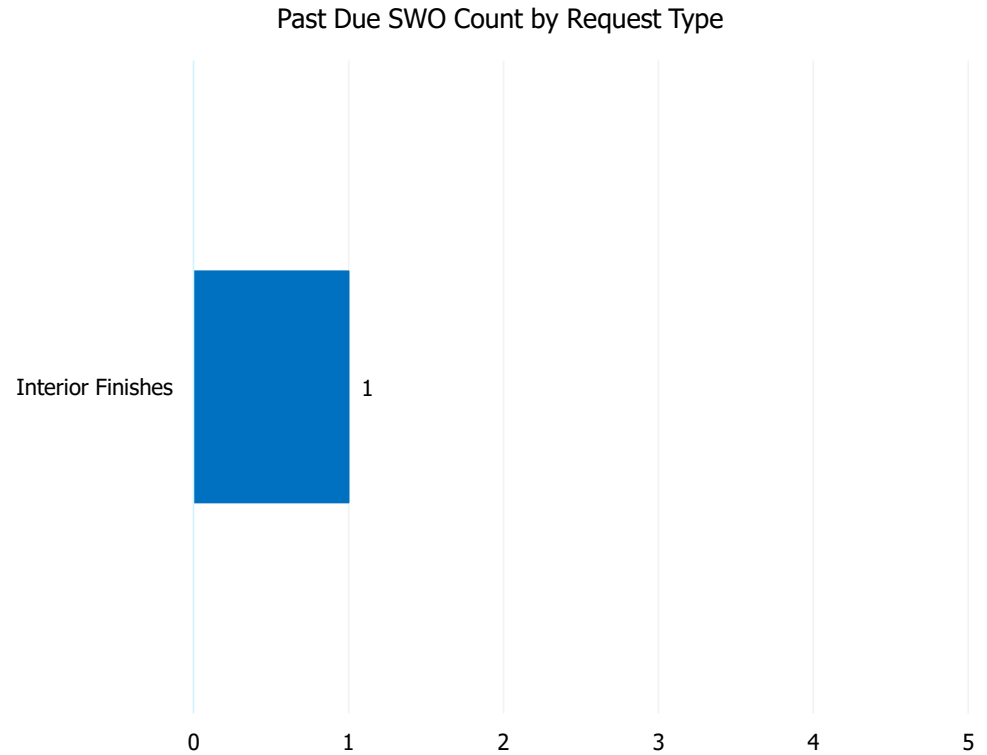
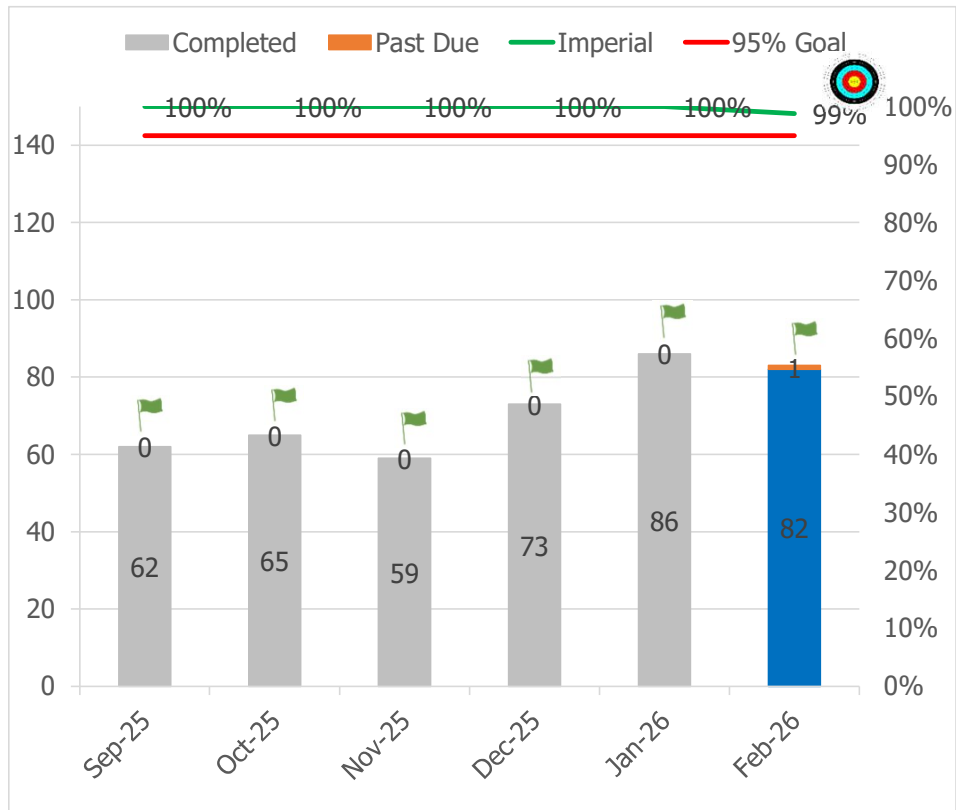
Imperial Court - Preventive Maintenance



- 5% or less Meets expectations
- 6% + Does not meet expectations

Imperial County		
Monday, March 2, 2026 Snapshot		Yearly Average
Scheduled PMs	39	39
Past Due PMs	0	0

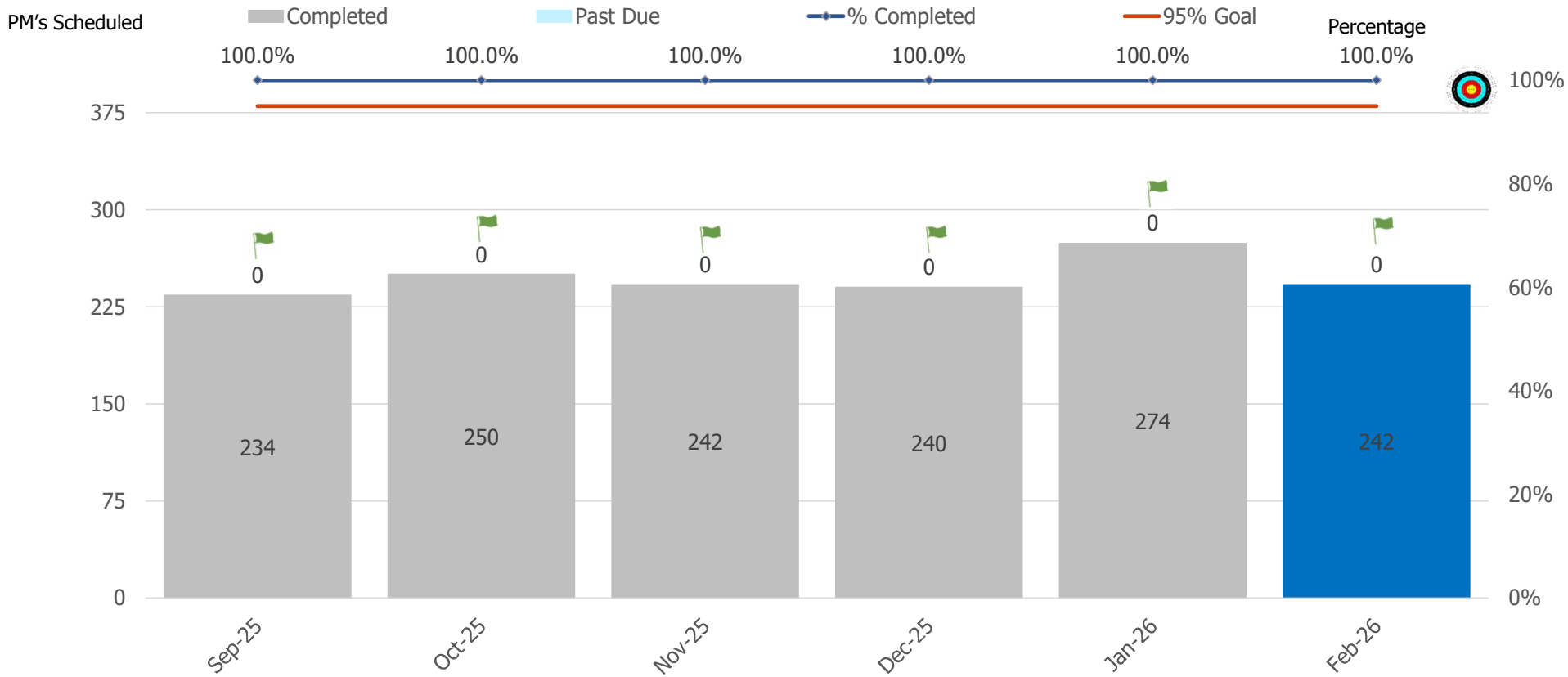
Imperial Court – Past Due SWOs



- 5% or less Meets expectations
- 6% + Does not meet expectations

Imperial County		
	Monday, March 2, 2026 Snapshot	Yearly Average
Open SWOs	83	72
Past Due SWOs	1	0

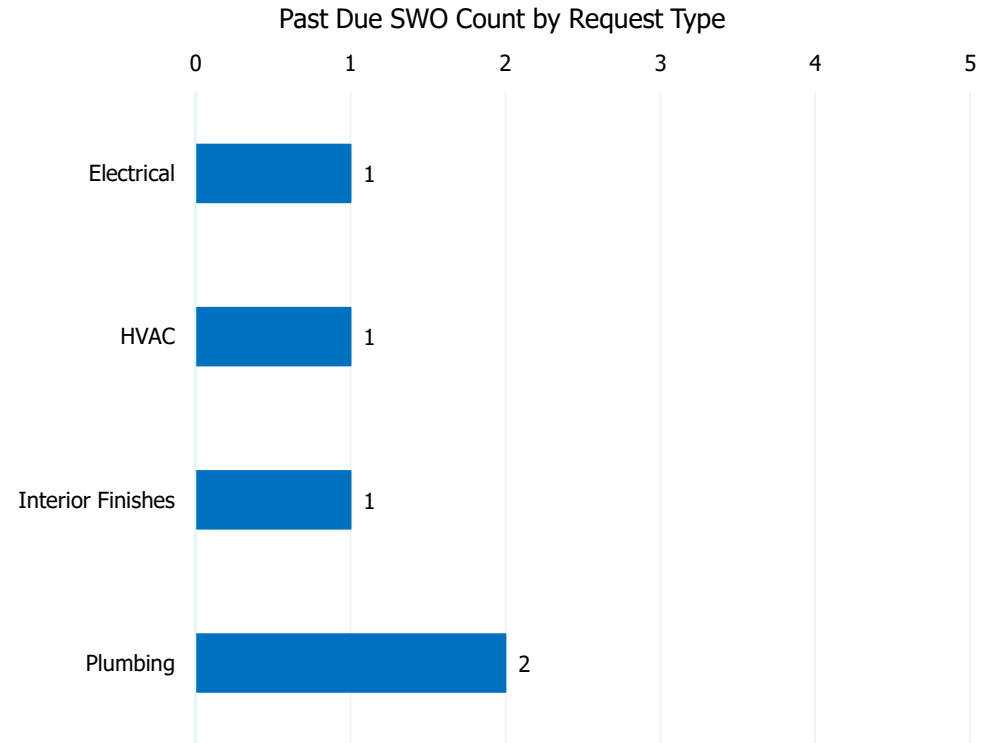
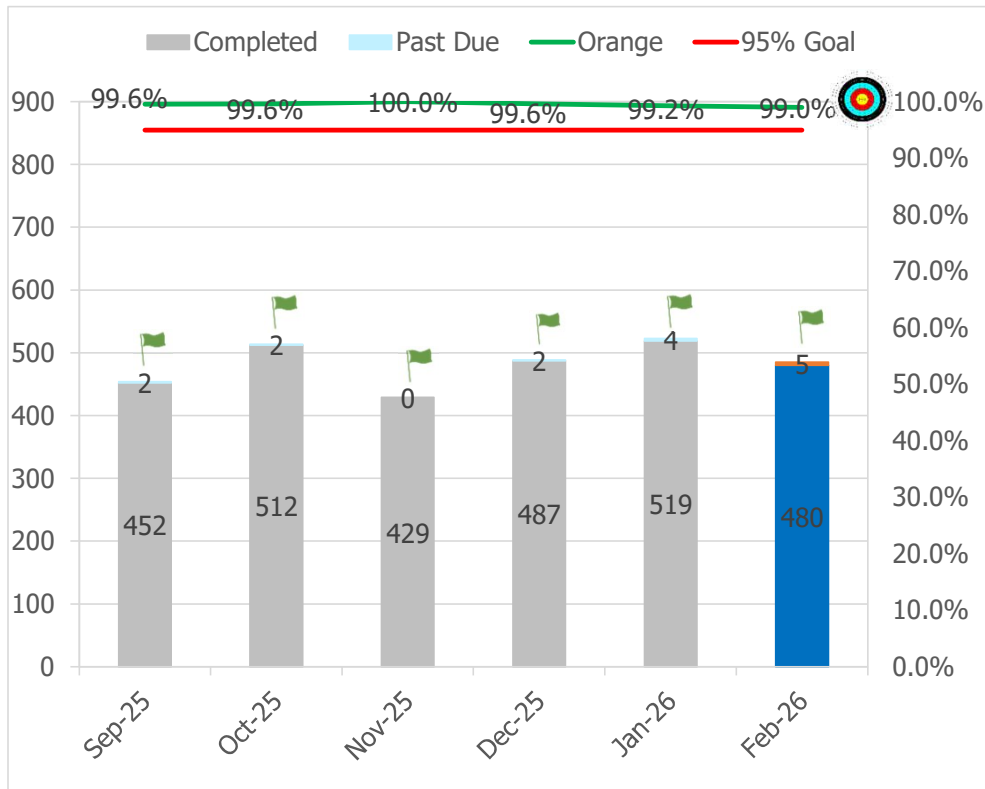
Orange Court - Preventive Maintenance



5% or less Meets expectations
 6% + Does not meet expectations

Orange County		
Monday, March 2, 2026 Snapshot		Yearly Average
Scheduled PMs	242	245
Past Due PMs	0	0

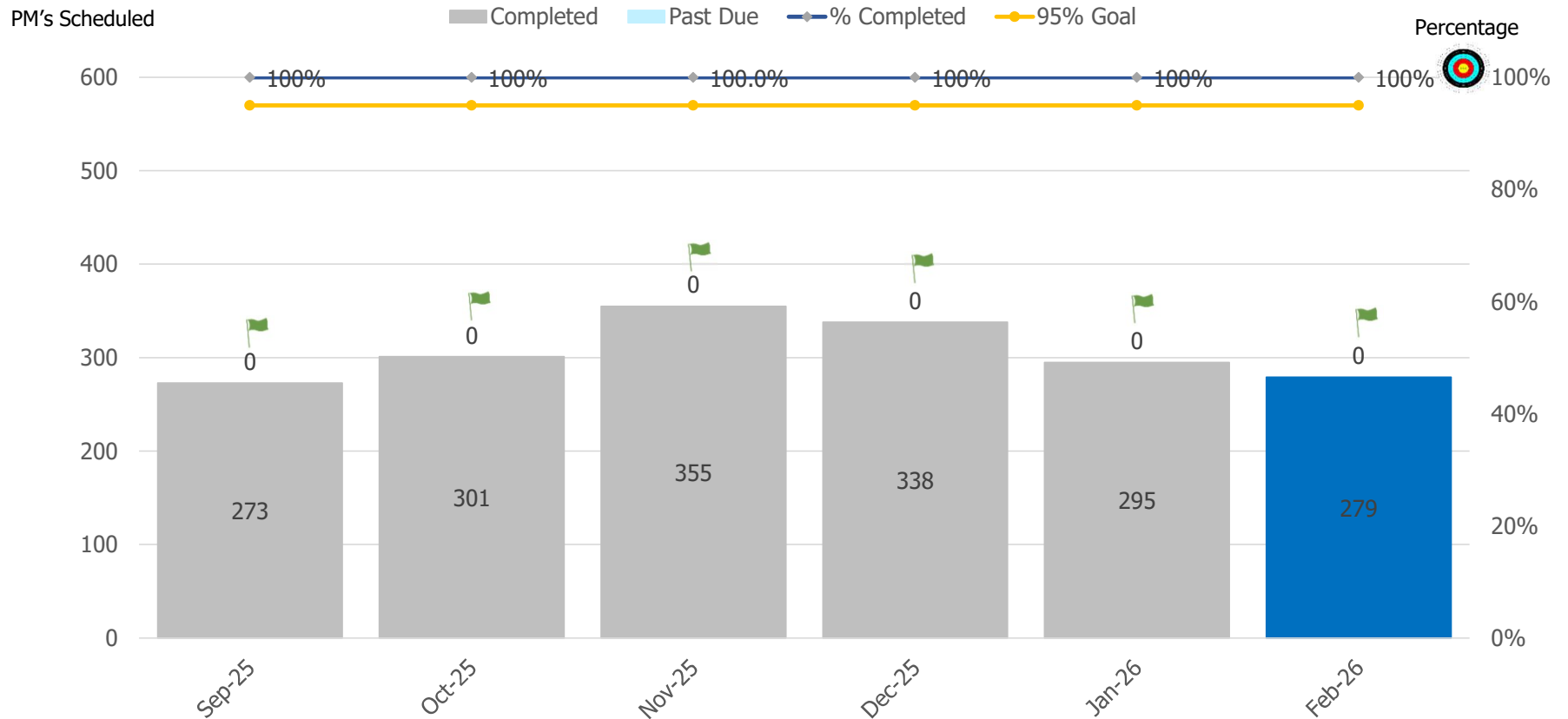
Orange Court – Past Due SWOs





5% or less Meets expectations
 6% + Does not meet expectations

Orange County		
	Monday, March 2, 2026 Snapshot	Yearly Average
Open SWOs	485	489
Past Due SWOs	5	3

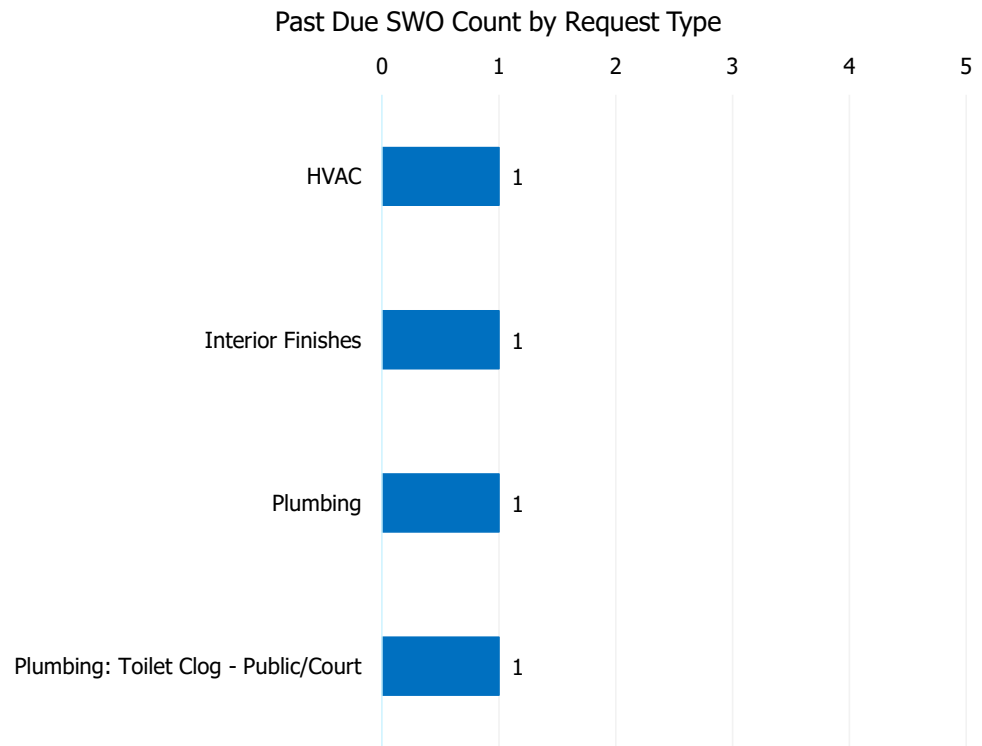
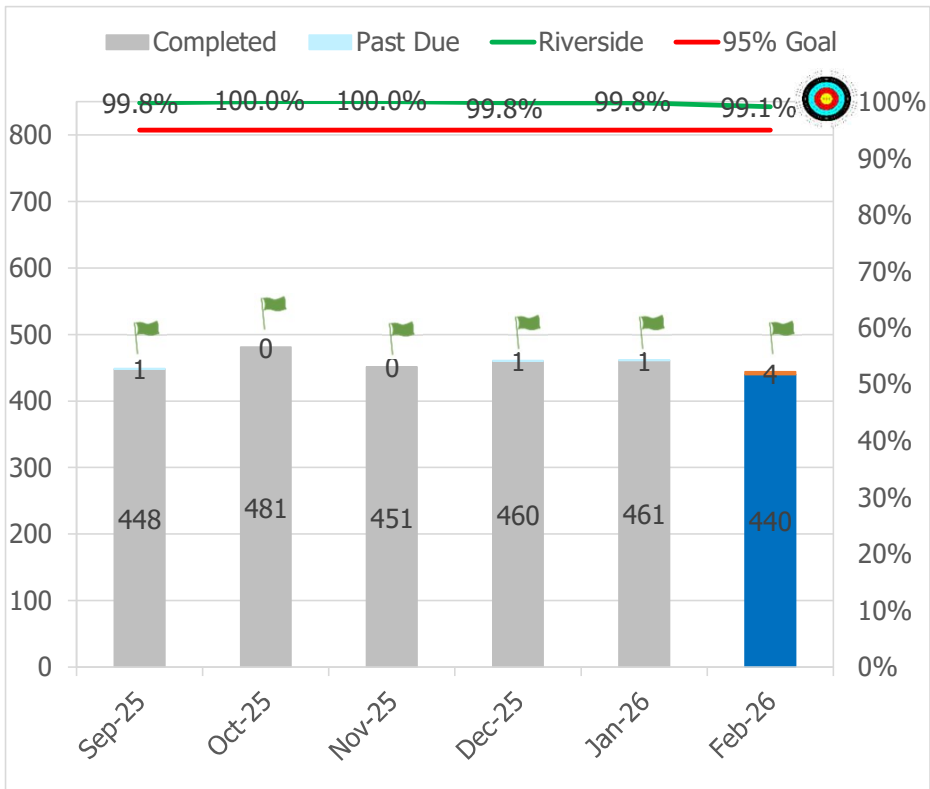
Riverside Court - Preventive Maintenance



-  5% or less Meets expectations
-  6% + Does not meet expectations

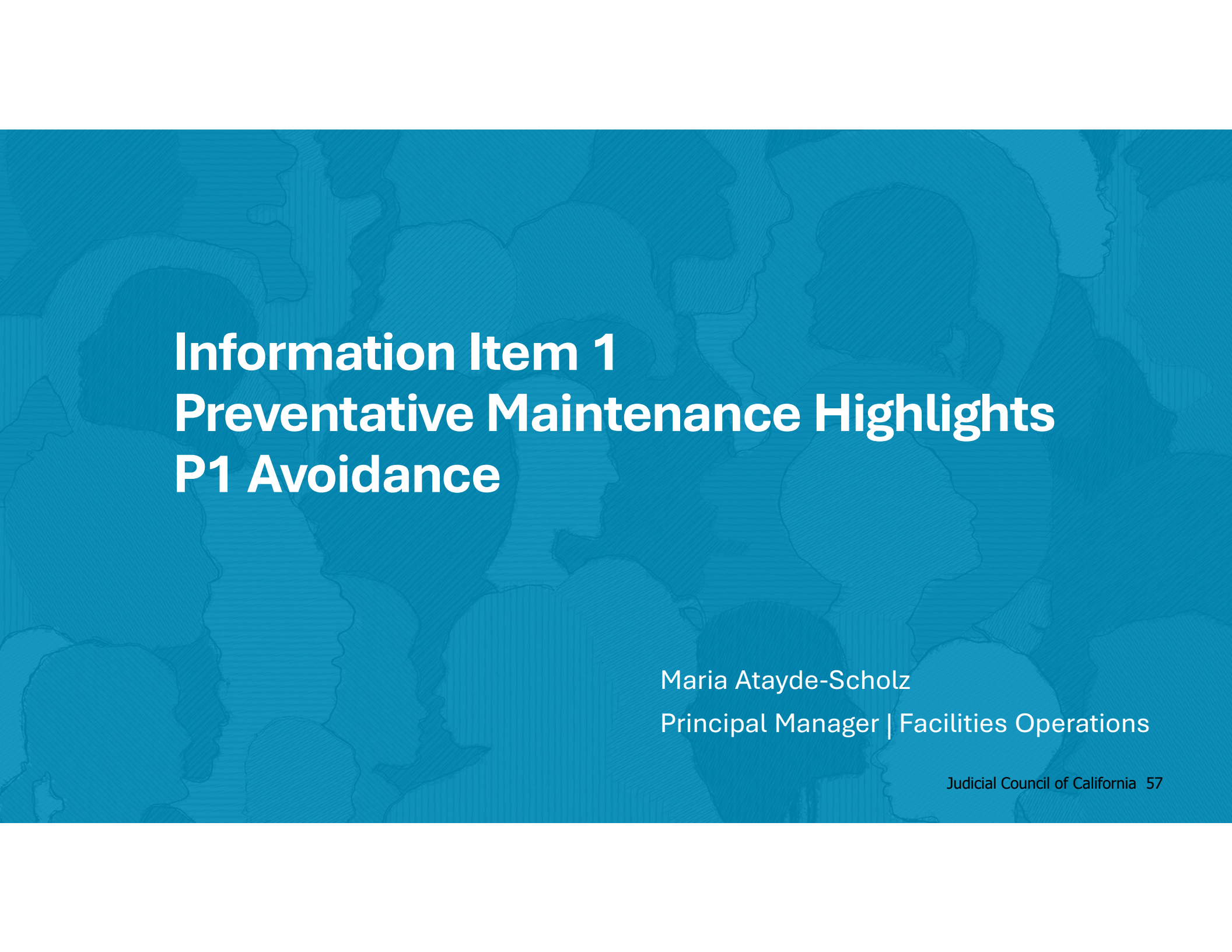
Riverside County		
Monday, March 2, 2026 Snapshot		Yearly Average
Scheduled PMs	279	294
Past Due PMs	0	0

Riverside Court – Past Due SWOs



- 5% or less Meets expectations
- 6% + Does not meet expectations

Riverside County		
	Monday, March 2, 2026 Snapshot	Yearly Average
Open SWOs	444	448
Past Due SWOs	4	1



Information Item 1

Preventative Maintenance Highlights

P1 Avoidance

Maria Atayde-Scholz
Principal Manager | Facilities Operations

Los Angeles – Compton Courthouse – 19-AG1

Weekly Rounds and Readings Preventive Maintenance

Deficiencies Found:

Inspection found sump pump failing due to wear.

Prevention:

Replacement of pump and deteriorating pipe connectors avoided flooding in the basement and parking lot.



Pump and pipe connector

San Joaquin – Stockton Courthouse – 39-F1

Annual Fire Alarm System Preventive Maintenance

Deficiencies Found:

Backup batteries on panel were at the end of their lifespan and failing to hold full charge.

Prevention:

Replacement of batteries avoided failure of horns, strobes and speakers to activate during a fire.



Kern – Arvin/Lamont Branch – 15-H1

Monthly Generator Testing Preventive Maintenance

Deficiencies Found:

Coolant hoses, thermostat and belts were deteriorating due to age and wear and tear.

Prevention: FM-2009824

Replacement of hoses, thermostat and belts avoided the Generator overheating leading to shutdown during an outage.



Los Angeles – Chatsworth Courthouse – 19-AY1

Monthly Fire Life Safety Preventive Maintenance

Deficiencies Found:

Pre-action air compressor was not maintaining system air pressure for fire suppression.

Prevention: FM 2010002

Replacement of compressor avoided failure of water release during a fire or unexpected water discharge damaging property.



Riverside - Riverside Family Law Court - 33-A1


Quarterly Boiler Preventative Maintenance

Deficiencies Found:

Inducer motor was found making excessive noise and control board was corroding.

Prevention: FM 25-0130-AB

Replacement of motor and board avoided a complete shutdown of the boiler affecting the heating to the building.



Inducer Motor

Orange - Central Justice Center - 30-A1

Annual Air Handler Unit (HVAC) Preventive Maintenance

Deficiencies Found:


Compressor gasket assembly kit had signs of wear and tear resulting in a refrigerant leak.

Prevention: FM 25-0719-AB

Replacement of gasket assembly kit avoided the unit from overheating and premature failure of the Air Handler Unit affecting cooling of the building.



Testing for refrigerant
leak



Worn out gasket

Meeting Calendar



Meeting Date	Type of Meeting	Time
Friday, January 30, 2026	In-Person* Location: Sacramento	10:00 – 3:00
Monday, March 2, 2026	Virtual	12:00 – 1:30
Monday, April 6, 2026	Virtual	10:00 – 3:00
Monday, May 18, 2026	Virtual	10:00 – 2:00
Friday, July 10, 2026	In-Person* Location: Sacramento	10:00 – 3:00
Monday, August 24, 2026	Virtual	12:00 – 1:30
Friday, October 30, 2026	In-Person Courthouse tours-10/29/26 In-person meeting-10/30/26 Location: TBD	10:00 – 3:00
Friday, December 4, 2026	Virtual	12:00 – 1:30

Adjourn

- Closing Discussions
- Chair Closing Comments