

# **Trial Court Facility Modification Advisory Committee Meeting**

---

July 17, 2023



# Call to Order and Roll Call

- Chair Call to Order and Opening Comments
- Roll Call
  - Trial Court Facility Modification Advisory Committee Chair
  - Trial Court Facility Modification Advisory Committee Members
  - Facilities Services Staff
  - Guests

# Consent Calendar

- Minutes from open meeting on May 19, 2023

# Director's Report

- FY 2023-24 Budget Update
- FY 2024-25 Budget
- Delegated Courts IBA
- Statewide Solar Project Update
- Napa Legionella Update

# Action Item 1

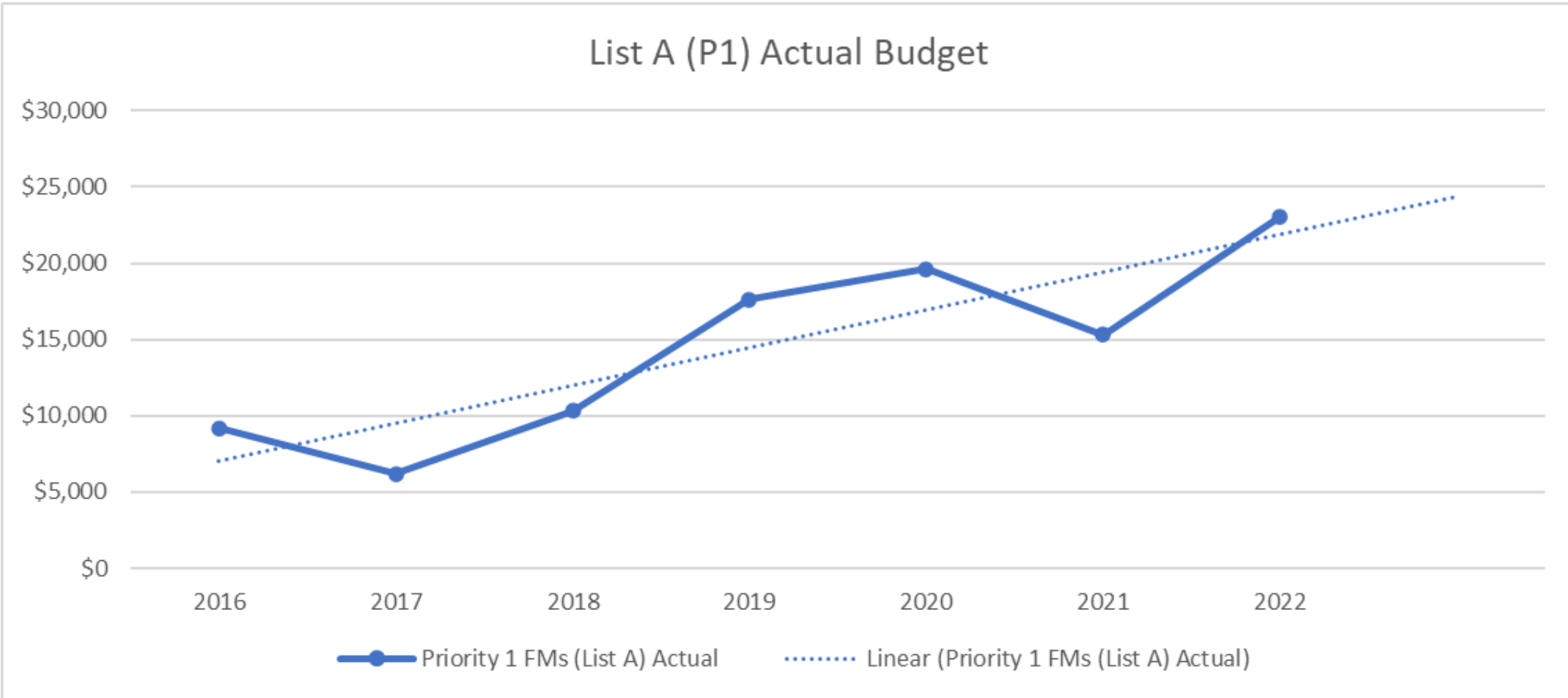
## Fiscal Year 2023–24 Facility Modification Program Budget

### FY 2023–24 Facility Modification Program Budget

FY 23-24 Projected FM Budget (\$1,000s)		
Budget Categories	Allocation	Percentage
Statewide Planning	\$3,000	4%
Priority 1 FMs	\$25,000	31%
FMs Less Than \$100K	\$7,500	9%
Planned FMs	\$6,458	8%
FMs Over \$100K	\$38,042	48%
<b>Total</b>	<b>\$80,000</b>	<b>100%</b>

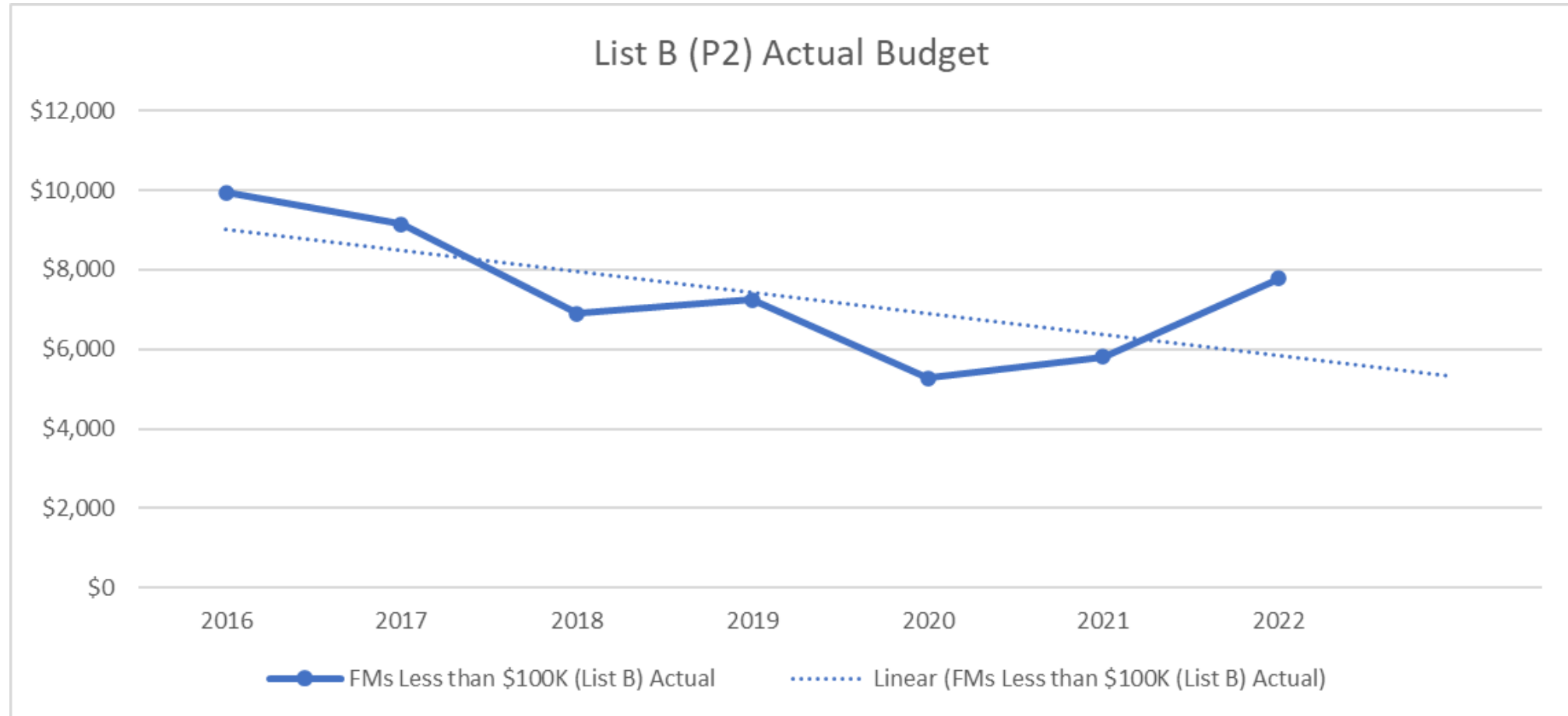
# Action Item 1

## Fiscal Year 2023–24 Facility Modification Program Budget



# Action Item 1

## Fiscal Year 2023–24 Facility Modification Program Budget



# Action Item 1

## Fiscal Year 2023–24 Facility Modification Program Budget

### FM Budget Allocation FY 2018-2023

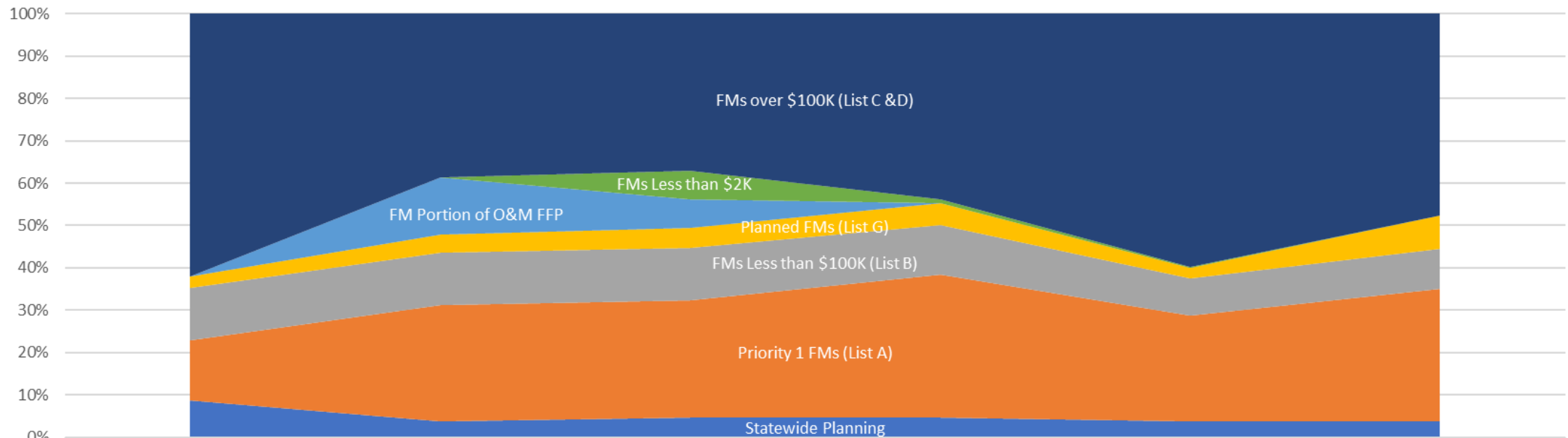
<b>Budget</b>	<b>2018</b>	<b>2019</b>	<b>2020</b>	<b>2021</b>	<b>2022</b>	<b>2023</b>
Statewide Planning	\$5,600	\$2,422	\$3,000	\$3,000	\$3,000	\$3,000
Priority 1 FMs (List A)	\$9,250	\$17,927	\$18,000	\$22,000	\$20,000	\$25,000
FMs Less than \$100K (List B)	\$8,000	\$8,000	\$8,000	\$7,500	\$7,000	\$7,500
Planned FMs (List G)	\$1,864	\$2,770	\$3,172	\$3,424	\$1,995	\$6,458
FM Portion of O&M FFP	\$0	\$8,750	\$4,375	\$0	\$0	\$0
FMs Less than \$2K	\$0	\$0	\$4,375	\$650	\$115	\$0
FMs over \$100K (List C &D)	\$40,286	\$25,131	\$24,078	\$28,426	\$47,890	\$38,042
<b>Total</b>	<b>\$65,000</b>	<b>\$65,000</b>	<b>\$65,000</b>	<b>\$65,000</b>	<b>\$80,000</b>	<b>\$80,000</b>



# Action Item 1

## Fiscal Year 2023–24 Facility Modification Program Budget

### FM Budget Allocation FY 2018-2023




	2018	2019	2020	2021	2022	2023
■ FMs over \$100K (List C & D)	\$40,286	\$25,131	\$24,078	\$28,426	\$47,890	\$38,042
■ FMs Less than \$2K	\$0	\$0	\$4,375	\$650	\$115	\$0
■ FM Portion of O&M FFP	\$0	\$8,750	\$4,375	\$0	\$0	\$0
■ Planned FMs (List G)	\$1,864	\$2,770	\$3,172	\$3,424	\$1,995	\$6,458
■ FMs Less than \$100K (List B)	\$8,000	\$8,000	\$8,000	\$7,500	\$7,000	\$7,500
■ Priority 1 FMs (List A)	\$9,250	\$17,927	\$18,000	\$22,000	\$20,000	\$25,000
■ Statewide Planning	\$5,600	\$2,422	\$3,000	\$3,000	\$3,000	\$3,000

# Action Item 1

## Fiscal Year 2023–24 Facility Modification Program Budget

### FY 23-24 Spending Plan

Spending Plan FY 2023-2024	
July 2023	\$43,203
August 2023	\$5,500
October 2023	\$5,500
December 2023	\$5,500
January 2024	\$5,500
March 2024	\$5,500
April 2024	\$5,500
May 2024	\$3,797
<b>Total</b>	<b>\$80,000</b>



Statewide Planning	\$3,000
Priority 1 FMs	\$25,000
FMs Less Than \$100K	\$7,500
Planned FMs	\$6,458
FMs Over \$100K	\$1,245
<b>Total for July 2023</b>	<b>\$43,203</b>

# Action Item 2

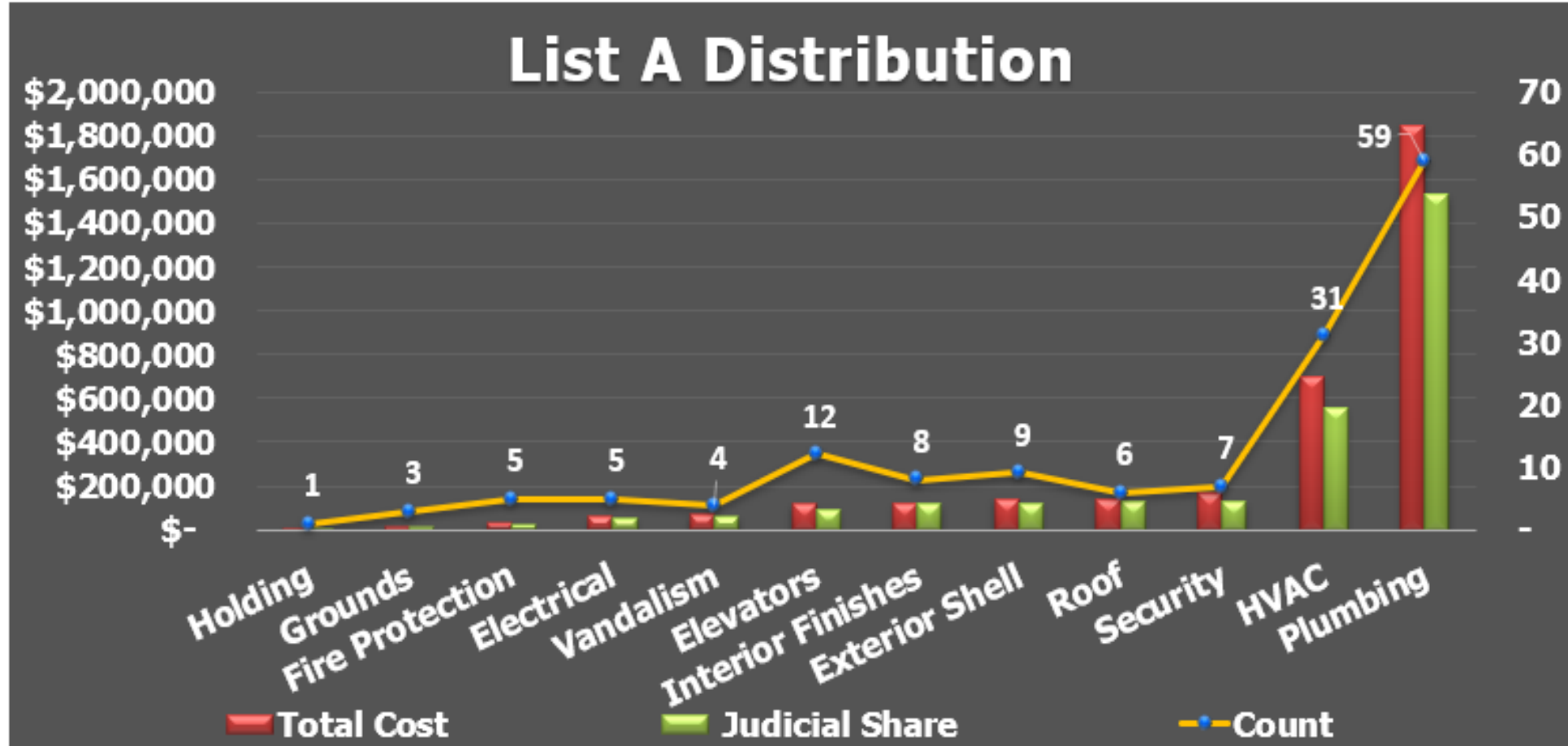
## List A – Emergency Facility Modifications (Priority 1)

- There were 150 new P1 FMs this period
- Total estimated FM Program budget share is \$2,833,263

<b>FY 23-24 P1 Budget Allocation</b>	<b>Prior Approvals for FY 23-24</b>	<b>Proposed Approvals</b>	<b>Remaining Balance</b>
\$25,000,000	\$0	\$2,833,263	\$22,166,737

# Action Item 2

## List A – Emergency Facility Modifications (Priority 1)



# Action Item 2

## List A – Emergency Facility Modifications (Priority 1)

FM-2004862 Los Angeles Metropolitan Courthouse – Plumbing



# Action Item 2

## List A – Emergency Facility Modifications (Priority 1)

### FM-2004920 San Diego Central Courthouse – Vandalism



# Action Item 2

## List A – Emergency Facility Modifications (Priority 1)

FM-2004989 Los Angeles Compton Courthouse – Vandalism

Before



After



# Action Item 3

## List B – Facility Modifications Under \$100K (Priority 2)

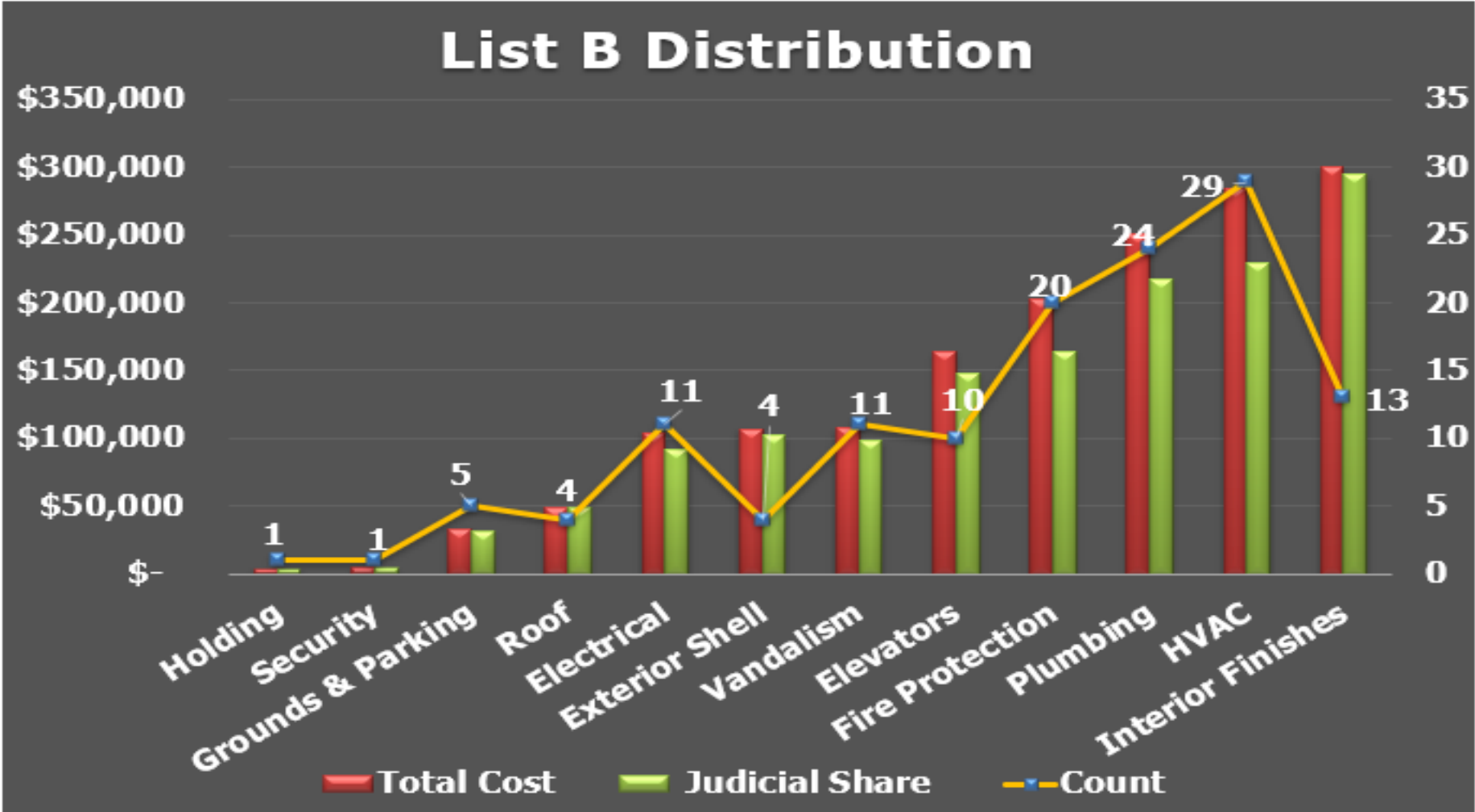
- There were 133 new P2 FMs under \$100K this period
- Total estimated FM Program budget share is \$1,433,795

<b>FY 23-24 P2 Budget Allocation</b>	<b>Prior Approvals for FY 23-24</b>	<b>Proposed Approvals</b>	<b>Remaining Balance</b>
\$7,500,000	\$0	\$1,433,795	\$6,066,205



# Action Item 3


## List B – Facility Modifications Under \$100K (Priority 2)



# Action Item 3

## List B – Facility Modifications Under \$100K (Priority 2)

FM-2004788 Santa Clara Hall of Justice (East) – Interior Finishes



# Action Item 3

## List B – Facility Modifications Under \$100K (Priority 2)

FM-2004827 Santa Clara Palo Alto Courthouse - Plumbing



# Action Item 3

## List B – Facility Modifications Under \$100K (Priority 2)

FM-2004870 Solano Hall of Justice - Plumbing



# Action Item 3

## List B – Facility Modifications Under \$100K (Priority 2)

FM-2004955 Alameda Fremont Hall of Justice - Plumbing



# Action Item 3

## List B – Facility Modifications Under \$100K (Priority 2)

FM-2004984 San Diego East County Regional Center - Vandalism



# Action Item 3

## List B – Facility Modifications Under \$100K (Priority 2)

### FM-2005018 Fremont Hall of Justice - Plumbing



# Action Item 4

## List C – Cost Increases Over \$50K

- Impacts 5 FM projects
- Total FM Value - \$504,589
- Program Budget Impact - \$453,703



# Action Item 4

## List C – Cost Increases Over \$50K

### Ventura - Hall of Justice – Grounds & Parking Lot

County	Building	Bldg. ID	FM ID	Original Funded Cost	Current Cost Estimate	Amount of Increase
Ventura	Hall of Justice	56-A1	FM-2000360	\$ 109,850	\$ 165,409	\$ 55,559
<b>Reason for Increase:</b> Replace additional 240 feet of damaged PVC storm drain piping, the condition of which was unforeseen until excavation.						
<b>Notes:</b> FM Program Budget Share is 100%, therefore cost increase to FM Budget is \$55,559.						

# Action Item 4

## List C – Cost Increases Over \$50K

### San Diego - North County Regional Center - South - Security

County	Building	Bldg. ID	FM ID	Original Funded Cost	Current Cost Estimate	Amount of Increase
San Diego	North County Regional Center - South	37-F1	FM-2000730	\$ 47,116	\$ 124,918	\$ 77,802

**Reason for Increase:** The county has refused to do the work for the court exclusive areas and the remaining \$34,215 cannot be redirected. The cost increase is based on the current bids.

**Notes:** FM Program Budget Share is 100%, therefore cost increase to FM Budget is \$77,802.

# Action Item 4

## List C – Cost Increases Over \$50K

### San Bernardino - Fontana Courthouse - Plumbing

County	Building	Bldg. ID	FM ID	Original Funded Cost	Current Cost Estimate	Amount of Increase
San Bernardino	Fontana Courthouse	36-C1	FM-2002959	\$ 29,176	\$ 97,257	\$ 68,081
<p><b>Reason for Increase:</b> Cost increase is due to additional work identified after sewer line was scoped, including replacing 5 ft of sewer line at 4 ft feet deep, abatement of contaminated dirt surrounding the leak and additional remediation scope of the restrooms and offices that were affected.</p>						
<p><b>Notes:</b> FM Program Budget Share is 83.13%, therefore cost increase to FM Budget is \$56,596.</p>						

# Action Item 4

## List C – Cost Increases Over \$50K

### Los Angeles Foltz Criminal Justice Center - HVAC

County	Building	Bldg. ID	FM ID	Original Funded Cost	Current Cost Estimate	Amount of Increase
Los Angeles	Clara Shortridge Foltz Criminal Justice Center	19-L1	FM-2003006	\$ 238,423	\$ 364,668	\$ 126,245
<p><b>Reason for Increase:</b> Original cost included only parts and labor for the heat exchanger, VFDs, pumps, motors, and controls, and did not include ACM remediation of flooring or the cleaning, drying, sanitization, and bio-swab testing required due to 1,000-gallon water loss damage.</p>						
<p><b>Notes:</b> FM Program Budget Share is 68.79%, therefore cost increase to FM Budget is \$86,844.</p>						

# Action Item 4

## List C – Cost Increases Over \$50K

### Contra Costa - Wakefield Taylor Courthouse - HVAC

County	Building	Bldg. ID	FM ID	Original Funded Cost	Current Cost Estimate	Amount of Increase
Contra Costa	Wakefield Taylor Courthouse	07-A2	FM-2003343	\$ 27,294	\$ 204,196	\$ 176,902
<p><b>Reason for Increase:</b> Once the work began, the 350-ton compressor was found to have failed and needed to be replaced.</p> <p><b>Notes:</b> FM Program Budget Share is 100%, therefore cost increase to FM Budget is \$176,902.</p>						

# Action Item 5

## List D – Facility Modifications over \$100K (Priority 2)

- Impacts 4 FM projects
- Total FM Value - \$897,587
- Program Budget Impact - \$790,856

# Action Item 6

## Trial Court Facility Modifications Q4 Report & Annual Summary of Facility Modifications for Fiscal Year 2022 – 23

- Review and approve for submission to the Judicial Council:
  - Facility Modifications Report for Q4 of FY 22–23
  - Facility Modifications Annual Summary Report for FY 22–23

# Discussion Item 1

## List F – Funded FMs on Hold

- FMs on Hold for Shared Cost Approval
  - 5 Projects
  - \$7,327,609 JCC Share

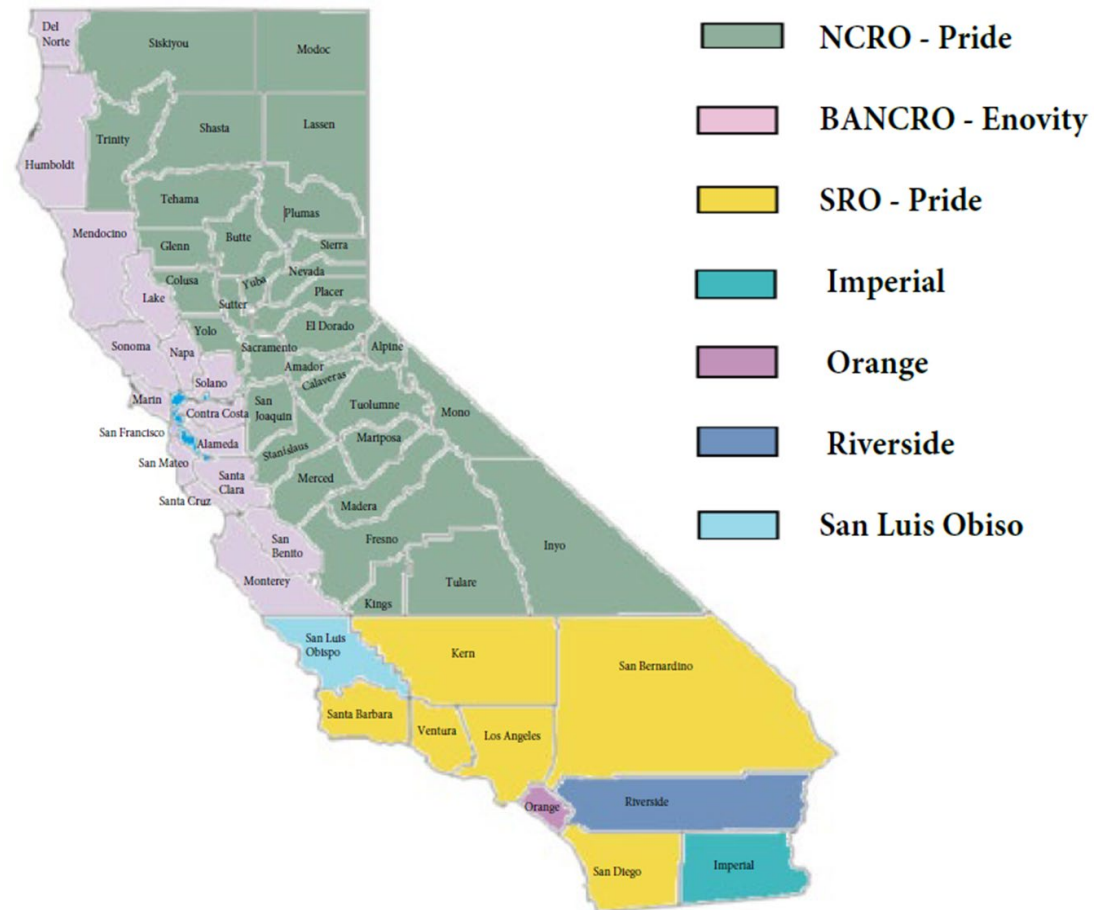


# Discussion Item 2

## Facilities Maintenance Performance Report

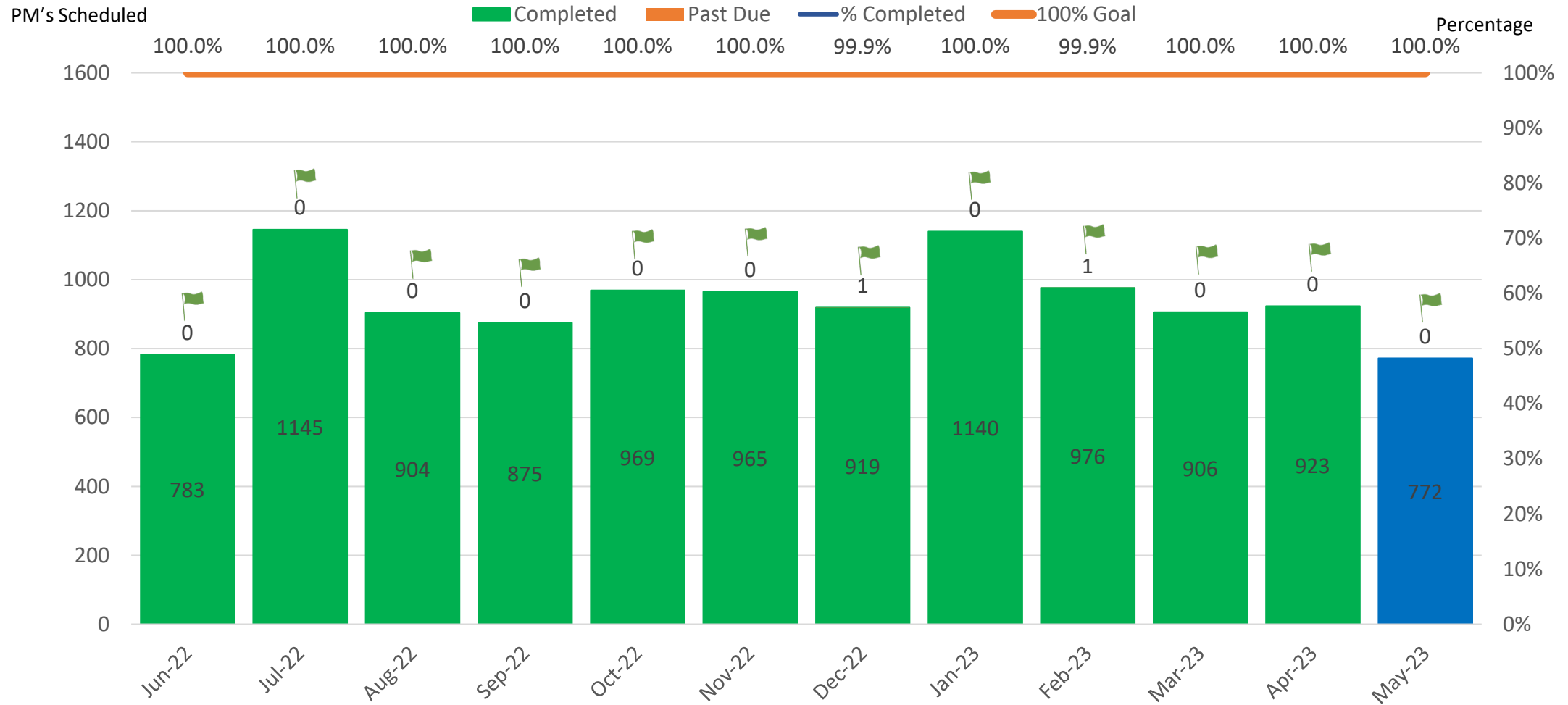
### Two “Models” for Maintenance and Operations

- Service Providers
  - BANCRO - Enovity
  - NCRO - Pride
  - SRO - Pride
- Delegation Program
  - Imperial
  - Orange
  - Riverside
  - San Luis Obispo



# Service Provider Performance Report

# Enovity BANCRO - Preventive Maintenance

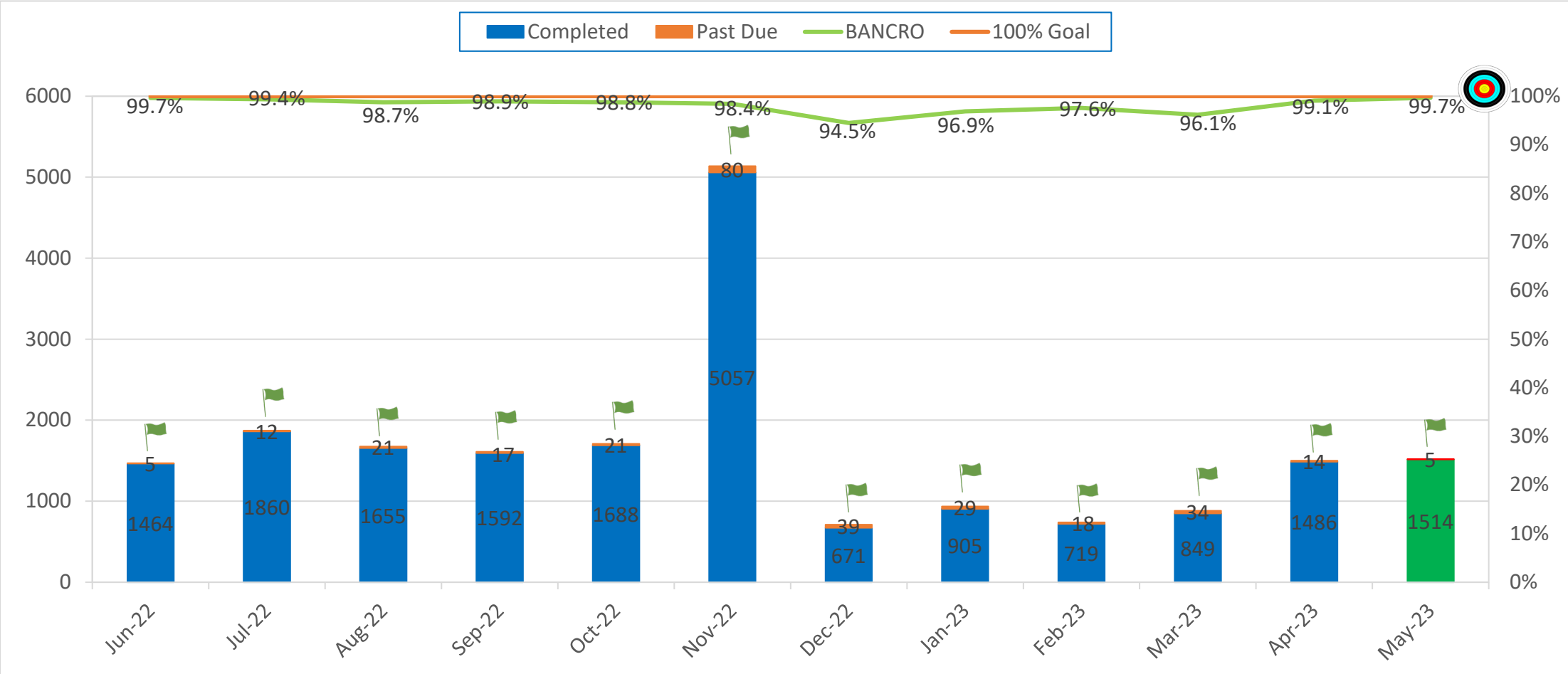


- 7%> Meets expectations
- 8-10% Needs improvement
- 11%+ Does not meet expectations

772 PM's Scheduled for May 2023

Report Run Date: 06/01/2023

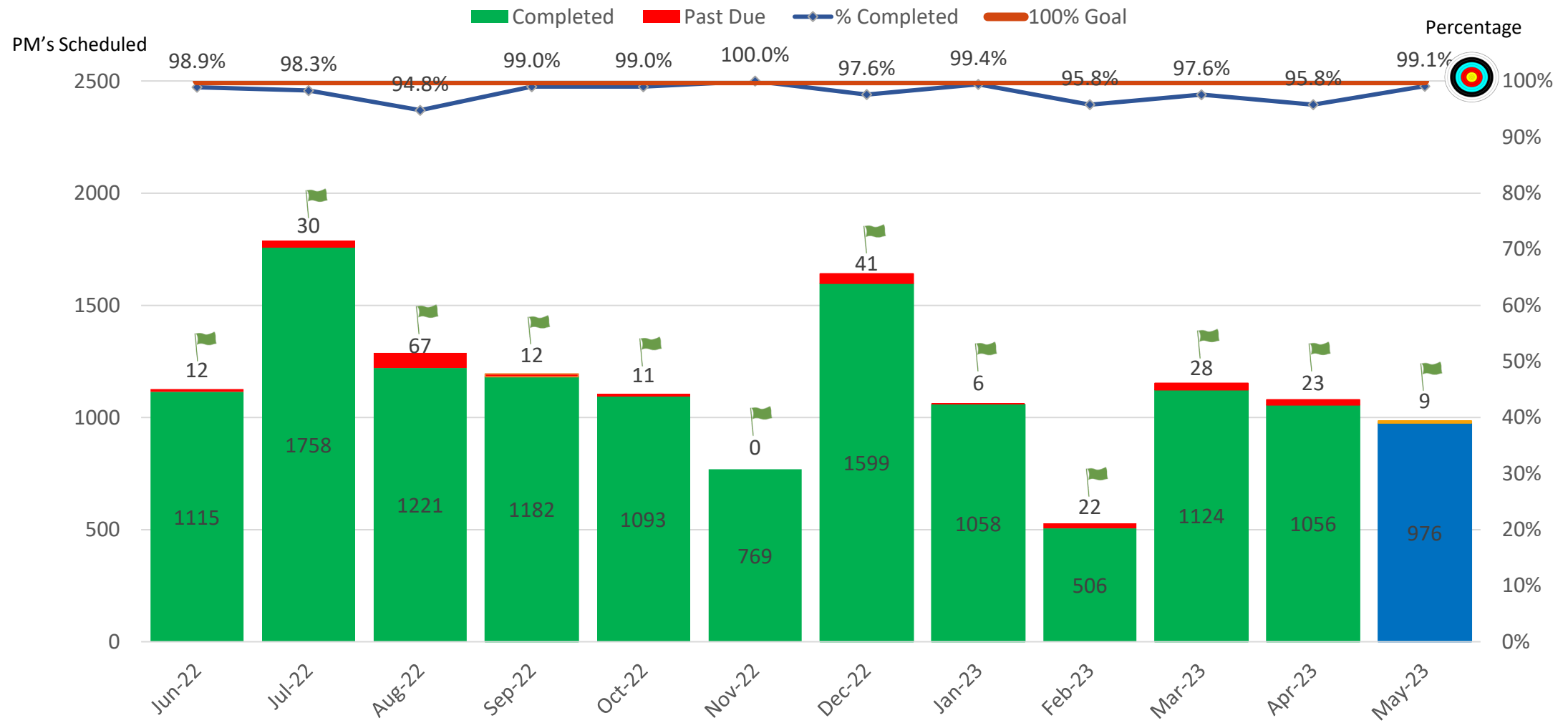
# Enovity BANCRO – Past Due SWOs



- 7%+ Meets expectations
- 8-10% Needs improvement
- 11%+ Does not meet expectations

Enovity BANCRO	
Thursday, June 1, 2023 Snapshot	
Open SWOs	1519
Past Due SWOs	5

# Pride NCRO - Preventive Maintenance

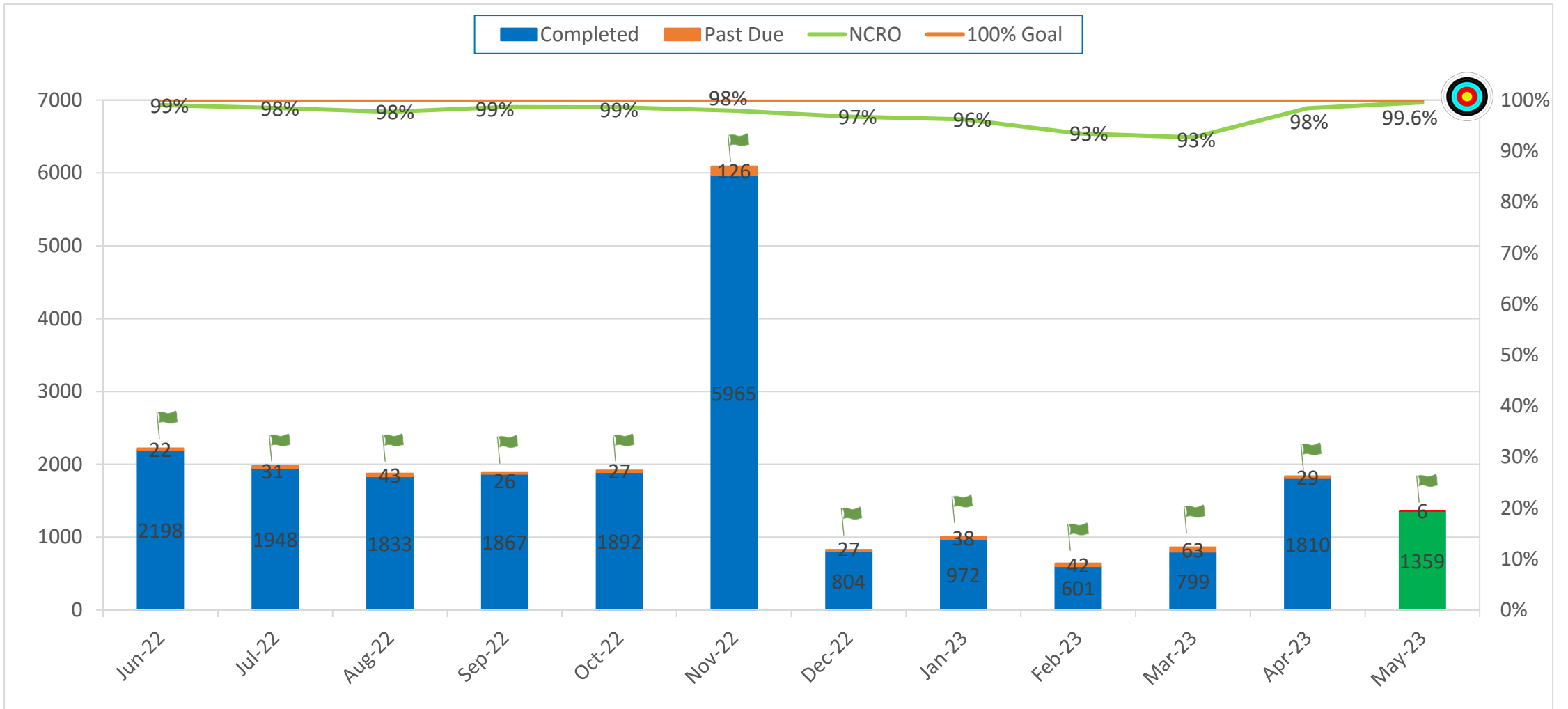


- 7%> Meets expectations
- 8-10% Needs improvement
- 11%+ Does not meet expectations

985 PM's Scheduled for May 2023

Report Run Date: 06/01/2023

# Pride NCRO – Past Due SWOs

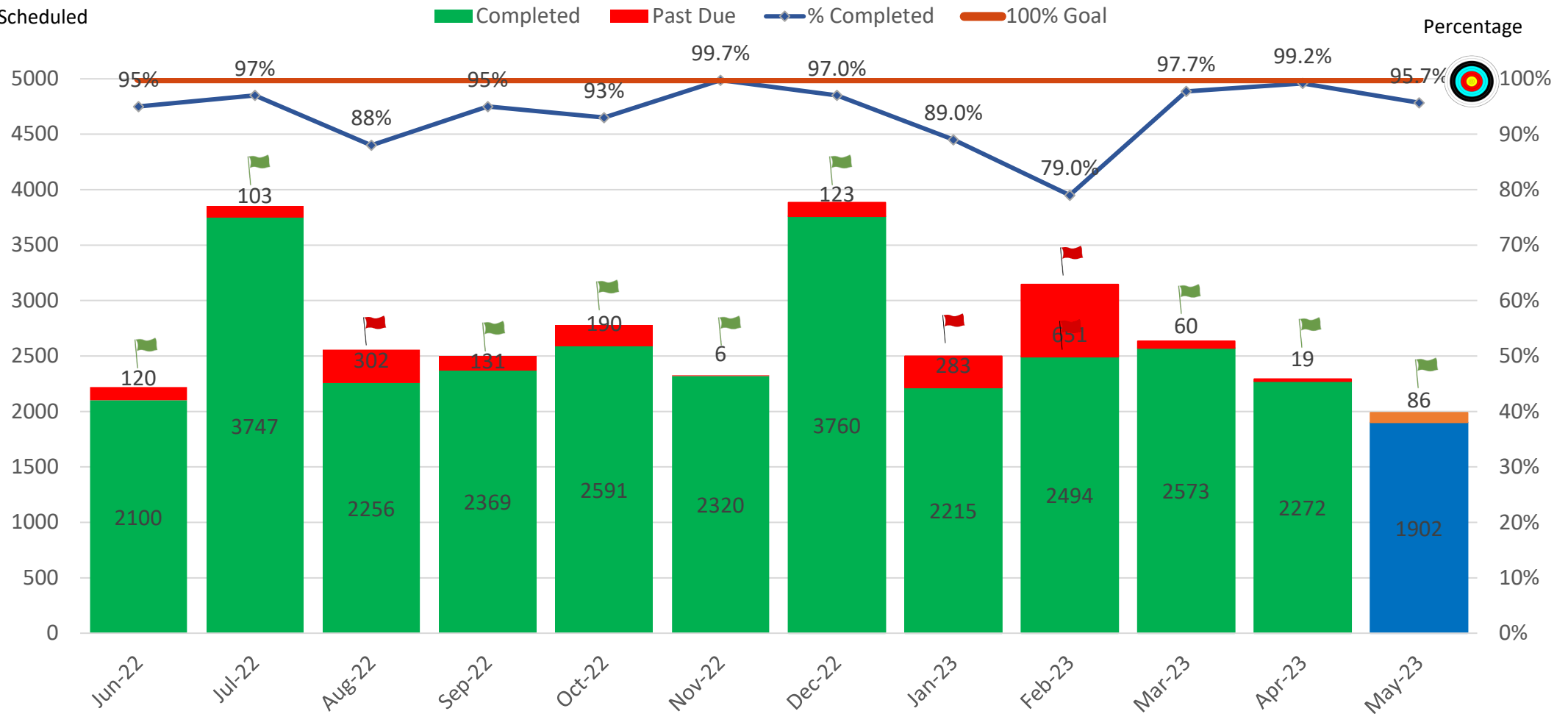


- 7%> Meets expectations
- 8-10% Needs improvement
- 11%+ Does not meet expectations

PRIDE NCRO	
Thursday, June 1, 2023 Snapshot	
Open SWOs	1365
Past Due SWOs	6

# Pride SRO - Preventive Maintenance

PM's Scheduled

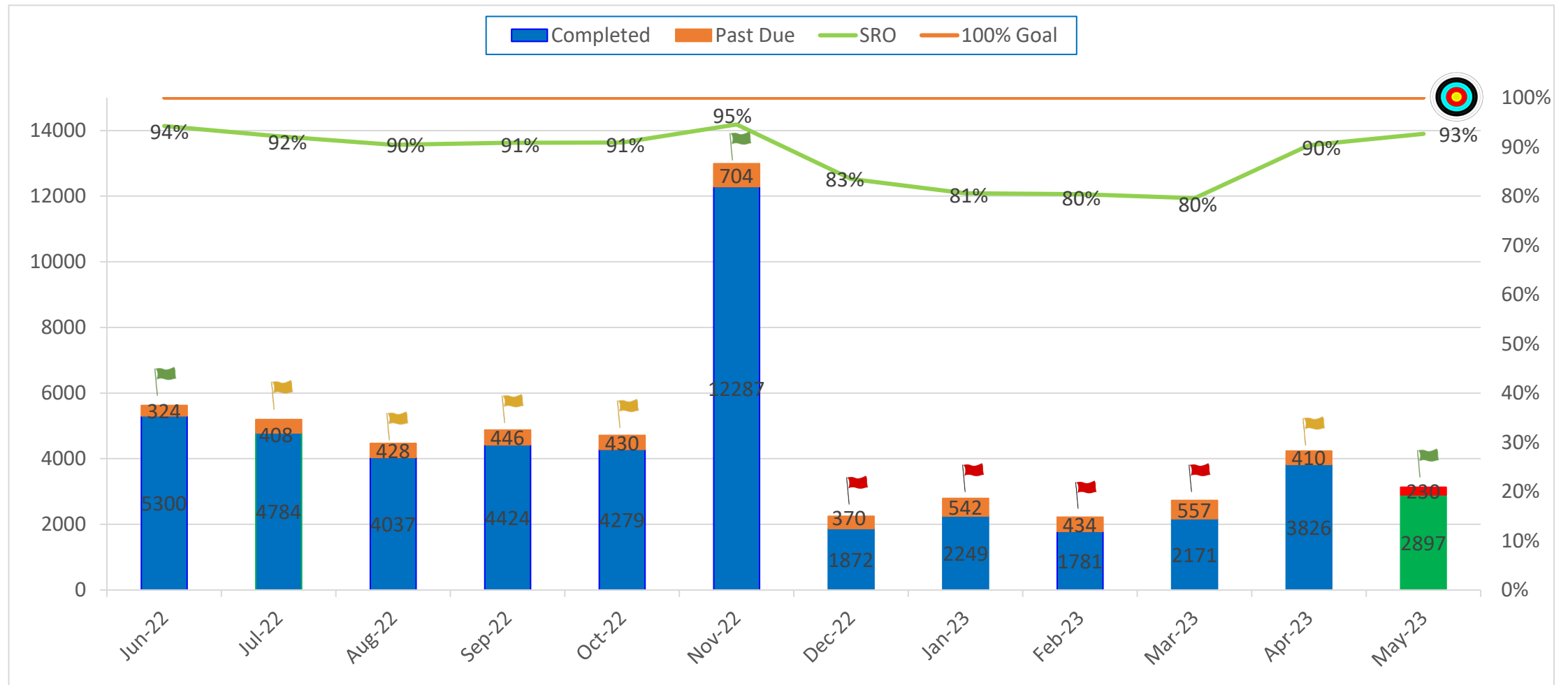


- 7%> Meets expectations
- 8-10% Needs improvement
- 11%+ Does not meet expectations

1988 PM's Scheduled for May 2023

Report Run Date: 06/01/2023

# Pride SRO – Past Due SWOs

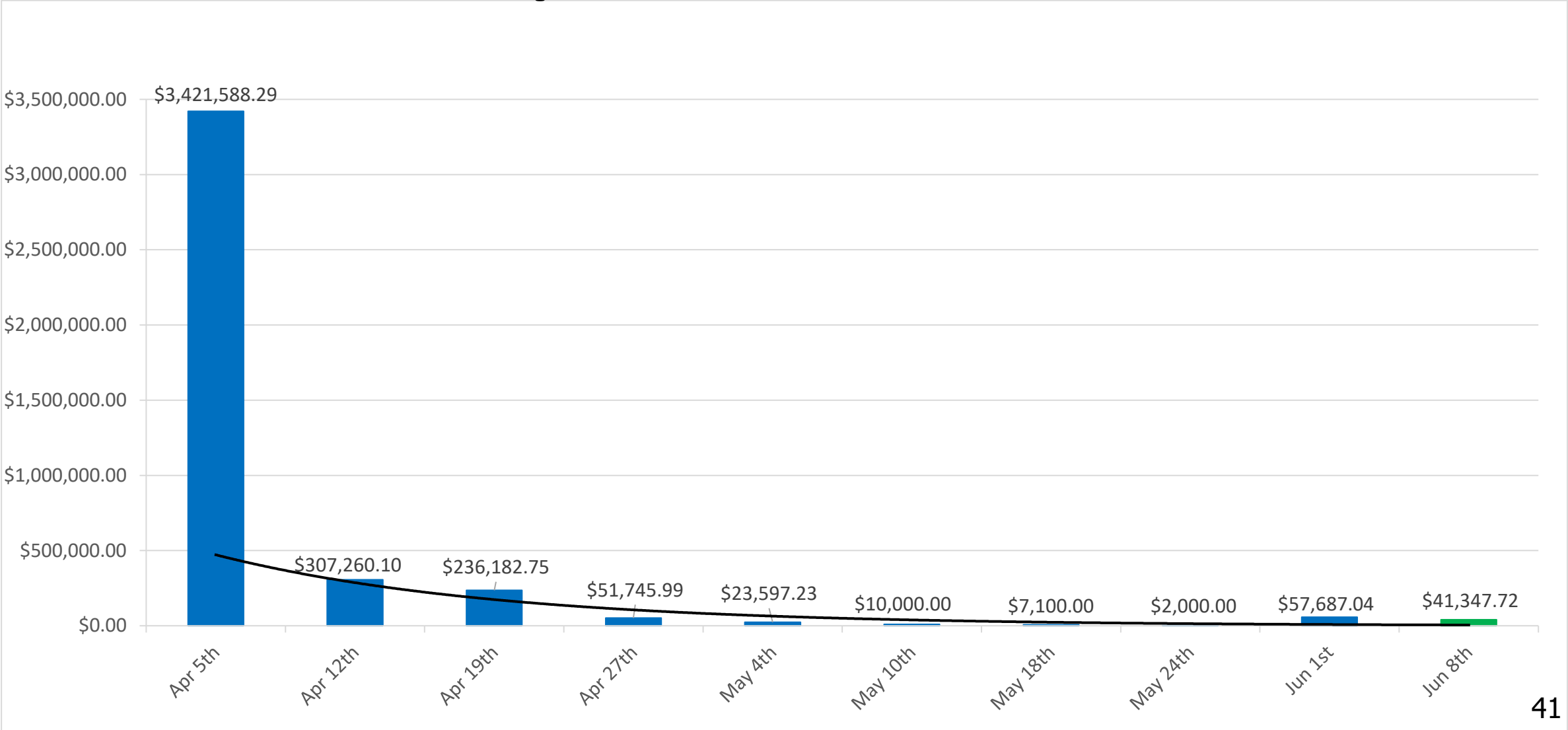


- 7%> Meets expectations
- 8-10% Needs improvement
- 11%+ Does not meet expectations

PRIDE SRO	
Thursday, June 1, 2023 Snapshot	
Open SWOs	3127
Past Due SWOs	230

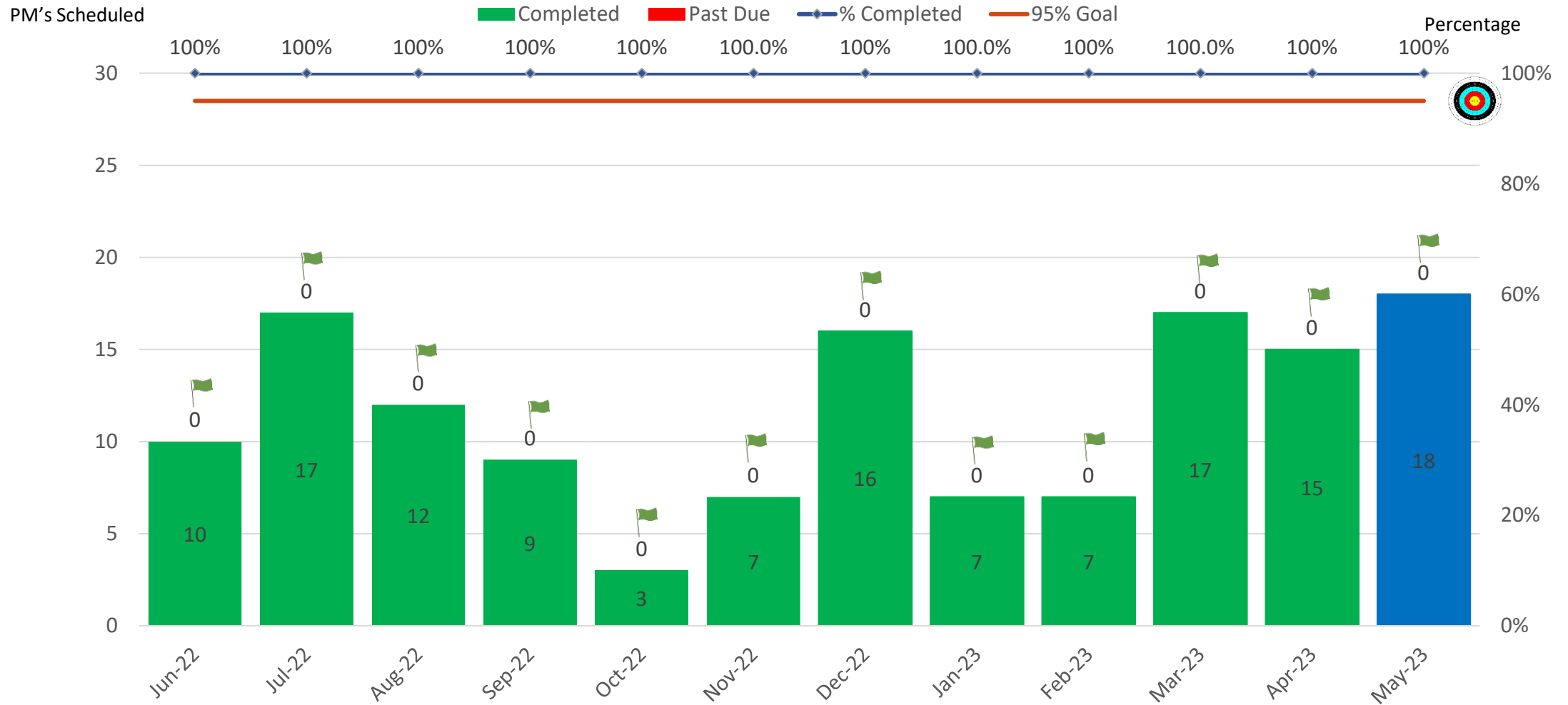


# Pride SRO – FY 21/22 Open Liability in Technician Complete



# Delegated Court Performance Report

# Imperial Court - Preventive Maintenance

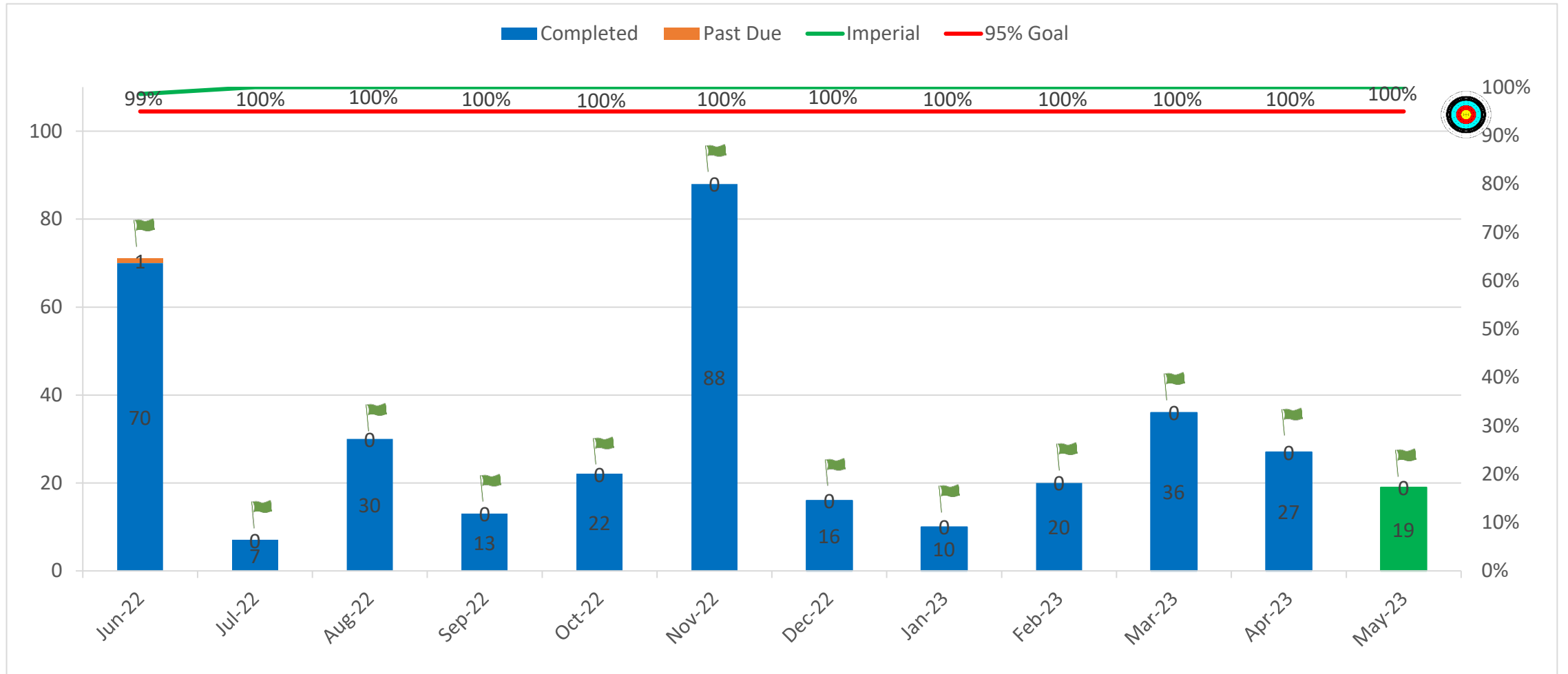


- 5% or less Meets expectations
- 6% + Does not meet expectations

18 PM's Scheduled for May 2023

Report Run Date: 06/01/2023

# Imperial Court – Past Due SWOs



- 🚩 5% or less Meets expectations
- 🚩 6% + Does not meet expectations

Imperial County	
Thursday, June 1, 2023 Snapshot	
Open SWOs	19
Past Due SWOs	0

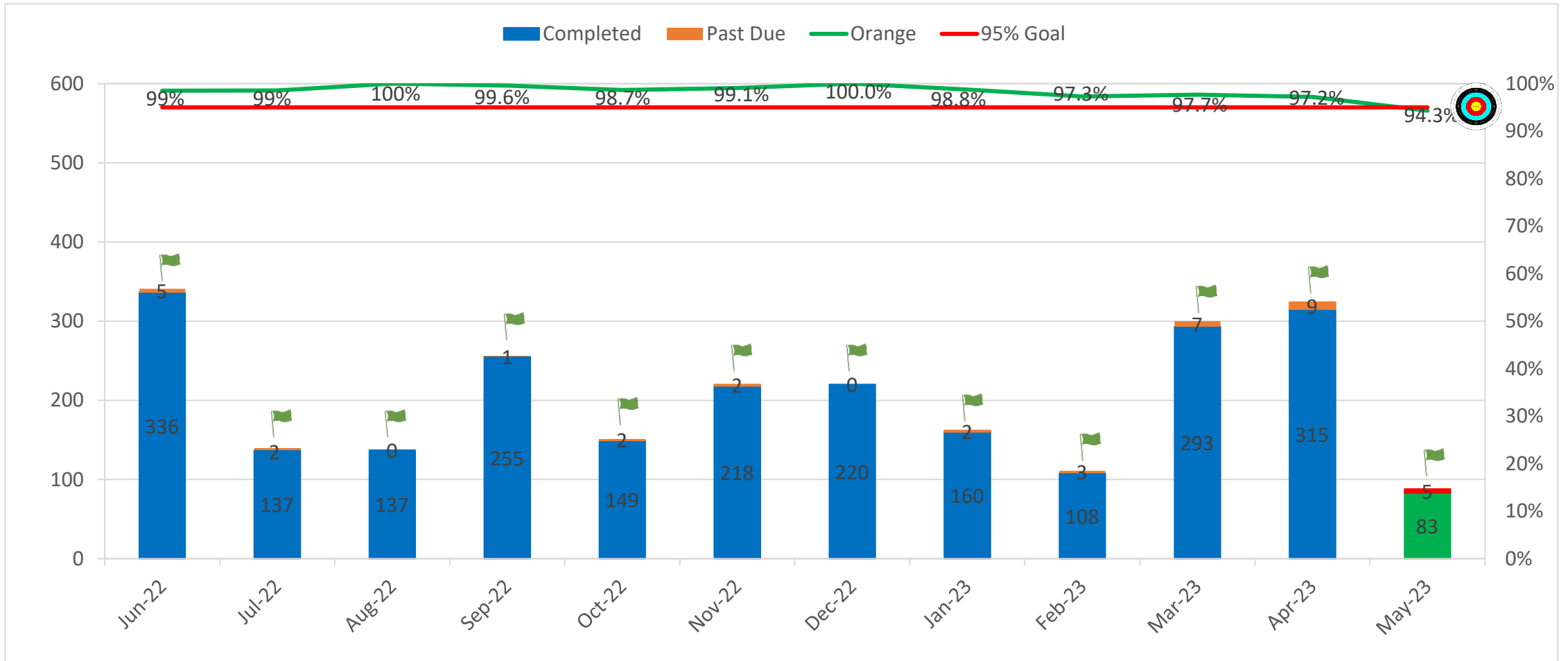
# Orange Court - Preventive Maintenance



83 PM's Scheduled for May 2023

Report Run Date: 06/01/2023

# Orange Court – Past Due SWOs

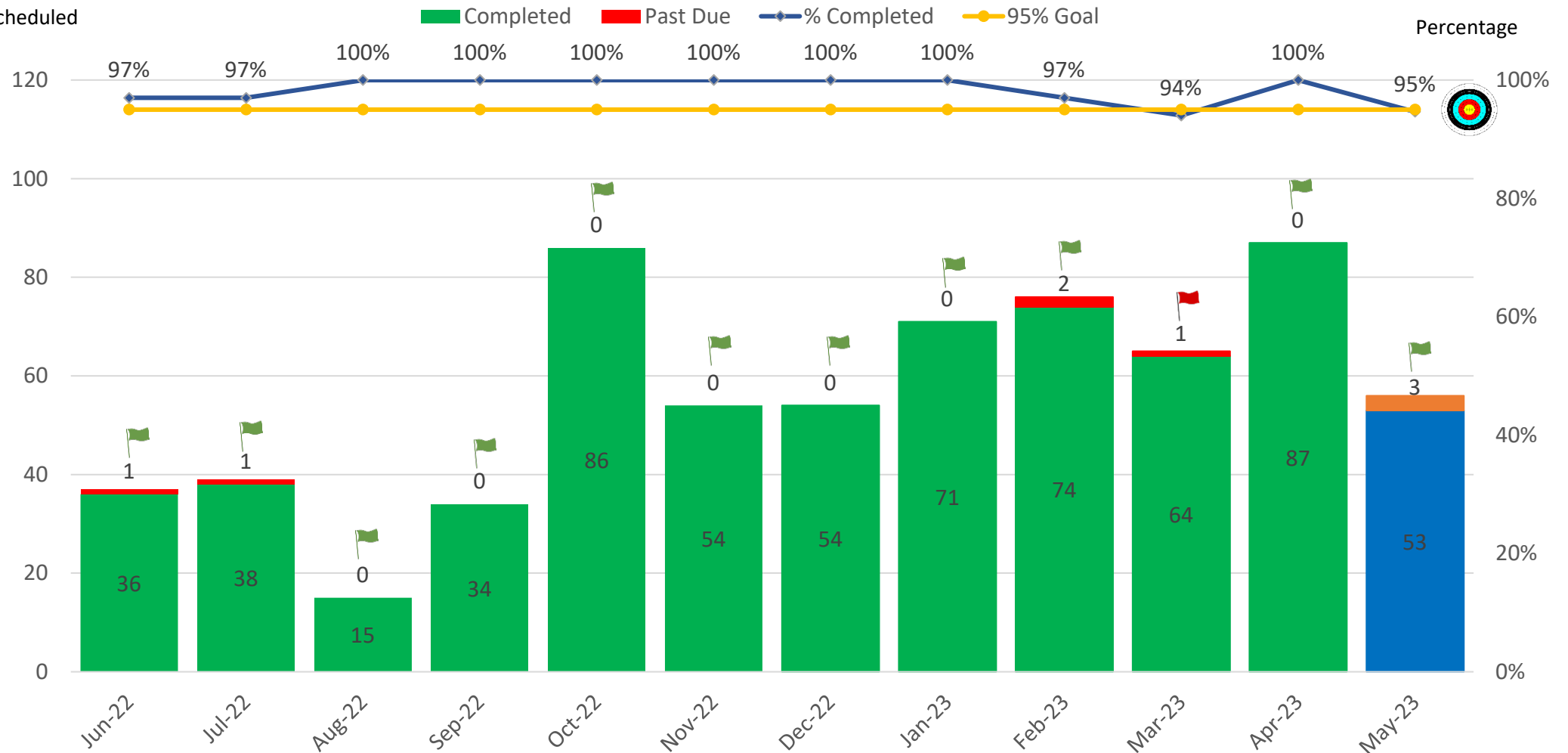




- 5% or less Meets expectations
- 6% + Does not meet expectations

Orange County	
Thursday, June 1, 2023 Snapshot	
Open SWOs	88
Past Due SWOs	5

# Riverside Court - Preventive Maintenance

PM's Scheduled

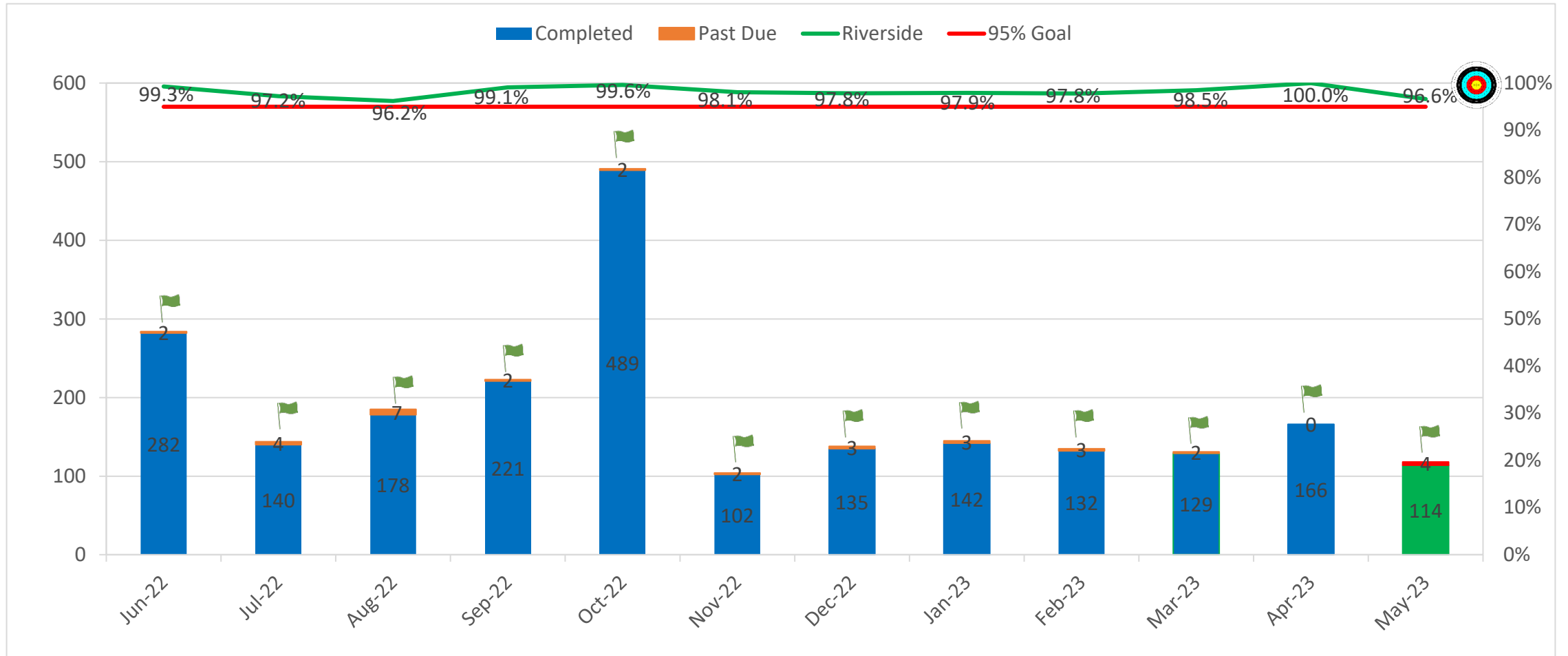


-  5% or less Meets expectations
-  6% + Does not meet expectations

56 PM's Scheduled for May 2023

Report Run Date: 06/01/2023

# Riverside Court – Past Due SWOs



- 5% or less Meets expectations
- 6% + Does not meet expectations

Riverside County	
Thursday, June 1, 2023 Snapshot	
Open SWOs	118
Past Due SWOs	4

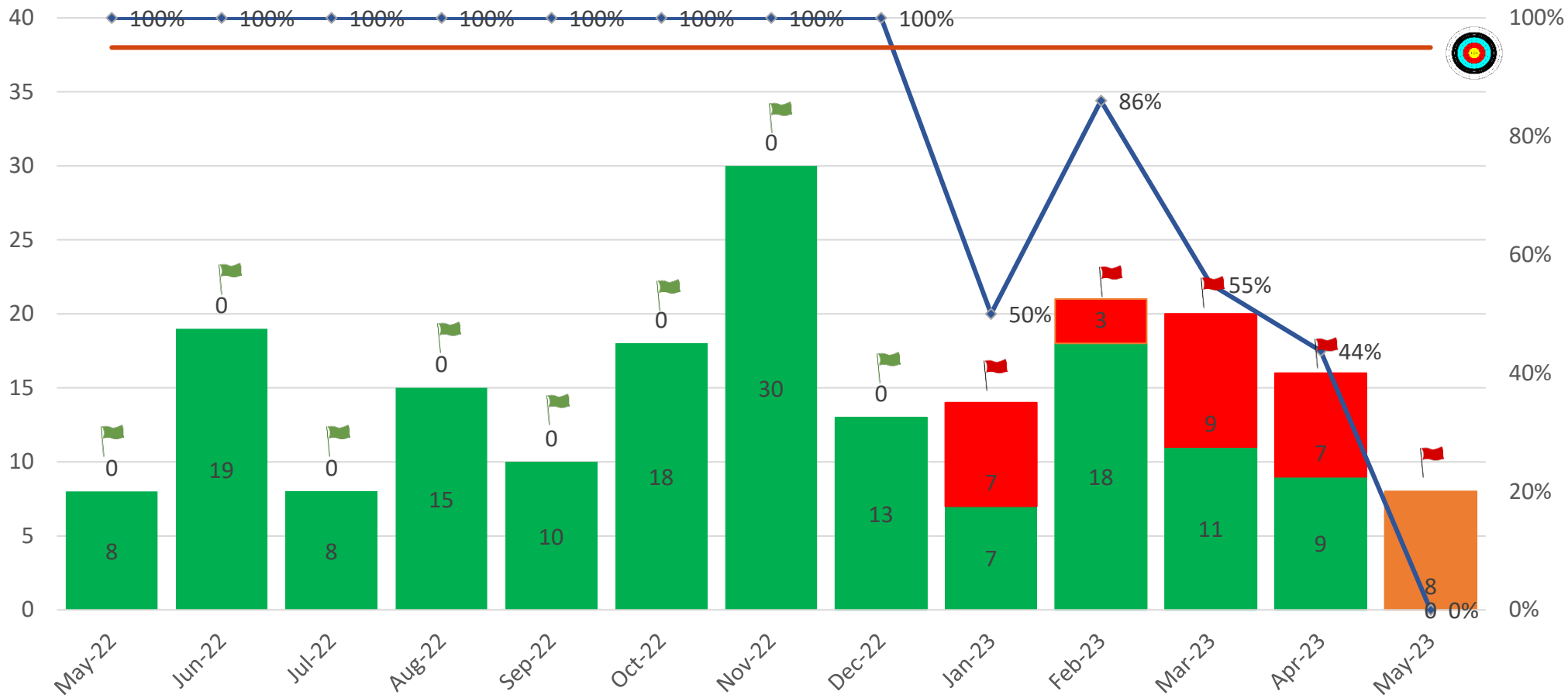


# San Luis Obispo Court - Preventive Maintenance

PM's Scheduled

Completed Past Due % Completed 95% Goal

Percentage

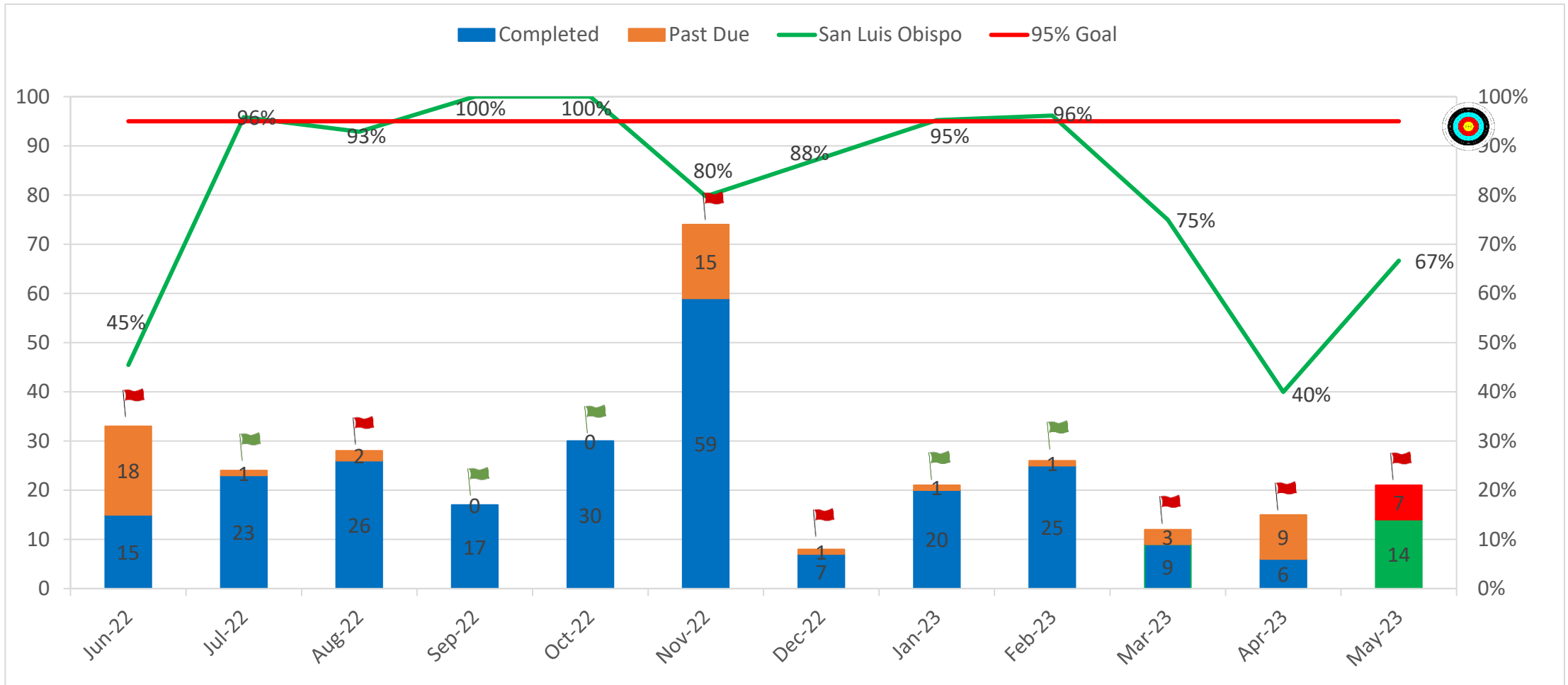


- 5% or less Meets expectations
- 6% + Does not meet expectations

8 PM's Scheduled for May 2023

Report Run Date: 06/01/2023

# San Luis Obispo Court – Past Due SWOs



- 5% or less Meets expectations
- 6% + Does not meet expectations

San Luis Obispo Court	
Thursday, June 1, 2023 Snapshot	
Open SWOs	21
Past Due SWOs	7

# Discussion Item 3

## Trial Court Real Estate Portfolio Expense & Revenue Forecast

### Fund Overview

<u>Fund Name</u>	<u>Acronym</u>	<u>Uses Include</u>
Court Facilities Trust Fund	CFTF	Routine Maintenance, Utilities, Rent/Lease Payments, Insurance
Trial Court Trust Fund	TCTF	Court-Funded Facilities Requests (CFRs)
Court Facilities Architectural Revolving Fund	CFARF	Facility Modifications, Overarching Projects for Facilities Services, Court Projects
General Fund	GF	Facility Modifications, JCC Facility Maintenance
State Court Facilities Construction Fund	SCFCF	Facilities Services Operations, Facility Modifications, Bond-Funded Facilities

# Discussion Item 3

## Trial Court Real Estate Portfolio Expense & Revenue Forecast

### FY 2023-24 – Lease & License Expense Forecast

Expenses by Fund	No. of Agreements	Square Footage	Projected Expenses
Court Facilities Trust Fund (CFTF)	59	819,199	\$ 17,878,739
Trial Court Trust Fund (TCTF)	13	75,465	\$ 1,362,596
Court Facilities Architectural Revolving Fund (CFARF)	1	2,000	\$ 7,600
General Fund (GF)	1	43,407	\$ 1,301,307
No Fee	27	95,334	\$ -
<b>Total</b>	<b>101</b>	<b>1,035,405</b>	<b>\$ 20,550,241</b>

# Discussion Item 3

## Trial Courts Real Estate Portfolio Expense & Revenue Forecast

### FY 2023-24 – Lease & License Revenue Forecast

Fund	No. of Agreements	Square Footage	Projected Revenue
Court Facilities Trust Fund (CFTF)	85	131,043	\$ 2,005,118
State Court Facilities Construction Fund (SCFCF)	7	1,083	\$ 48,165
No Fee	145	66,610	\$ -
<b>Total</b>	<b>237</b>	<b>198,736</b>	<b>\$ 2,053,283</b>

# Discussion Item 3

## Trial Courts Real Estate Portfolio Expense & Revenue Forecast

### FY 2023-24 - Number of Agreements by Court

Court	No. of Expense Agreements	Projected Expenses	No. of Revenue Agreements	Projected Revenue
Alameda	2	\$0	7	\$75,913
Butte	1	\$0		
Calaveras			2	\$0
Contra Costa	2	\$608,185	8	\$40,219
El Dorado			1	\$0
Fresno	3	\$986,974	2	\$40,278
Glenn	4	\$88,146		
Imperial			3	\$6,424
Inyo	4	\$111,225		
Kern	6	\$1,171,011	1	\$42,371
Kings			2	\$3,908
Lake	2	\$35,140		
Los Angeles	10	\$4,270,083	124	\$1,422,337
Madera			1	\$0
Marin	1	\$0		
Mariposa	6	\$90,001		
Mendocino	1	\$0	1	\$0
Merced	3	\$136,518	4	\$0
Mono	1	\$0		
Monterey	2	\$104,153	2	\$31,819
Napa	1	\$0		
Nevada	1	\$35,743		
Orange	4	\$1,582,305	26	\$16,066

# Discussion Item 3

## Trial Courts Real Estate Portfolio Expense & Revenue Forecast

### FY 2023-24 - Number of Agreements by Court

Court	No. of Expense Agreements	Projected Expenses	No. of Revenue Agreements	Projected Revenue
Placer	1	\$121,317	1	\$0
Riverside	6	\$773,121	2	\$7,306
Sacramento	4	\$5,582,434	4	\$0
San Bernardino	12	\$653,806	8	\$9,624
San Diego	2	\$185,635	20	\$239,559
San Francisco	1	\$368,790	1	\$20,793
San Joaquin	2	\$250,888	5	\$22,720
San Luis Obispo	1	\$43,992		
San Mateo			1	\$0
Santa Barbara	1	\$38,192		
Santa Clara			3	\$5,254
Santa Cruz	2	\$59,070		
Siskiyou			1	\$48,000
Solano	2	\$421,736		
Sonoma	3	\$1,449,466	2	\$0
Stanislaus	5	\$1,378,267		
Sutter			1	\$3,867
Tehama	1	\$0		
Tulare	3	\$4,043	2	\$5,012
Ventura			1	\$11,813
Yolo			1	\$0
Yuba	1	\$0		
<b>Total</b>	<b>101</b>	<b>\$20,550,241</b>	<b>237</b>	<b>\$2,053,283</b>

# Discussion Item 3

## Trial Court Real Estate Portfolio Expense & Revenue Forecast



## Parking Program Review



# Discussion Item 3

## Trial Court Real Estate Portfolio Expense & Revenue Forecast

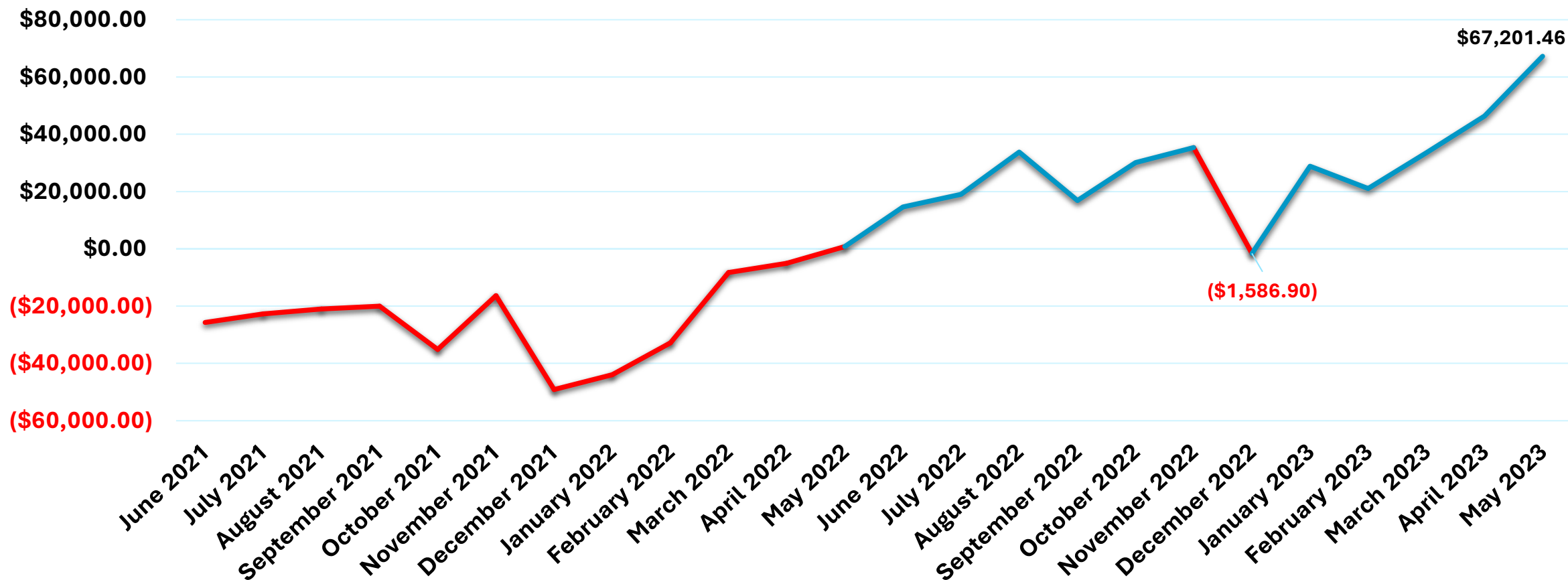
### Judicial Council Managed Lots

1. Airport
2. Edelman
3. Van Nuys
4. Pasadena
5. Beverly Hills
6. Whittier
7. Metro A
8. Metro B
9. Inglewood East/West
10. Pomona
11. Compton
12. El Monte
13. Chatsworth
14. San Fernando A, B, and C
15. Hollywood
16. Alhambra
17. Carol Miller - Sacramento
18. Santa Barbara

# Discussion Item 3

## Trial Court Real Estate Portfolio Expense & Revenue Forecast

### Net Operating Income FY 2018/19 - Present



# Information-Only Item 1

## Deferred Maintenance Funding - DMF-2 Projects Update

Project Status	Number of Projects	Original Estimate	Encumbered Amount
<b>Roof Projects</b>			
Completed	6	\$ 7,242,114	\$ 4,587,588
Deferred to next DMF	4	\$ 5,857,919	\$ 143,326
<b>Subtotal</b>	<b>10</b>	<b>\$ 13,100,033</b>	<b>\$ 4,730,914</b>
<b>Elevator Projects</b>			
Construction	2	\$ 3,761,517	\$ 6,042,501
Close-Out	1	\$ 205,000	\$ 4,708,580
Completed	14	\$ 15,928,507	\$ 18,767,369
Deferred to next DMF	2	\$ 720,203	\$ 356,024
<b>Subtotal</b>	<b>19</b>	<b>20,615,227</b>	<b>29,874,474</b>
<b>BAS Projects</b>			
Construction	2	\$ 3,569,000	\$ 3,286,528
Cancelled	1	\$ 124,000	\$ -
Completed	2	\$ 3,492,000	\$ 5,174,588
Deferred to next DMF	22	\$ 18,528,000	\$ 1,933,497
<b>Subtotal</b>	<b>27</b>	<b>25,713,000</b>	<b>10,394,612</b>
<b>HVAC Cooling System</b>			
Deferred to next DMF	1	\$ 537,636	\$ -
<b>Subtotal</b>	<b>1</b>	<b>\$ 537,636</b>	<b>\$ -</b>
<b>Building Assessment</b>			
Completed	1	\$ 5,000,000	\$ 5,000,000
<b>Subtotal</b>	<b>1</b>	<b>\$ 5,000,000</b>	<b>\$ 5,000,000</b>
<b>Grand Total</b>	<b>58</b>	<b>\$ 64,965,896</b>	<b>\$ 50,000,000</b>

# Information-Only Item 2

## Deferred Maintenance Funding - DMF-3 Projects Update

Project Status	Number of Projects	Original Estimate	Current Amount
<b>Fire Alarm System Projects</b>			
Cancelled	1	\$ 1,620,180	\$ -
Completed	4	\$ 4,772,049	\$ 2,098,224
Close-Out	1	\$ 1,000,000	\$ 398,628
Design	1	\$ 192,236	\$ 192,236
In Construction	4	\$ 8,233,843	\$ 12,310,913
<b>Subtotal</b>	<b>11</b>	<b>\$ 15,818,308</b>	<b>\$ 15,000,000</b>
<b>Grand Total</b>	<b>11</b>	<b>\$ 15,818,308</b>	<b>\$ 15,000,000</b>

# Information-Only Item 3

## Deferred Maintenance Funding - DMF-4 Projects Update

Project Status	Number of Projects	Original Estimate	Current Amount
<b>Roof Projects</b>			
Construction	9	\$ 5,623,962	\$ 12,281,104
Completed	2	\$ 1,151,488	\$ 2,783,589
Cancelled	2	\$ 2,175,371	\$ 124,028
Deferred for the next DMF due to funding restraints	16	\$ 10,750,512	\$ 1,755,532
<b>Subtotal</b>	<b>29</b>	<b>19,701,333</b>	<b>16,944,253</b>
<b>Elevator Projects</b>			
Agency Review	2	\$ 7,187,764	\$ 6,203,637
Construction	8	\$ 43,374,160	\$ 29,456,159
Deferred for the next DMF due to funding restraints	7	\$ 20,204,515	\$ 1,290,250
<b>Subtotal</b>	<b>17</b>	<b>70,766,439</b>	<b>36,950,046</b>
<b>Fire Protection Projects</b>			
Agency Review	1	\$ 261,920	\$ 1,044,604
Construction	1	\$ 84,384	\$ 907,056
Cancelled	1	\$ 12,712	\$ -
Deferred for the next DMF due to funding restraints	1	\$ 12,740	\$ 14,331
<b>Subtotal</b>	<b>4</b>	<b>371,757</b>	<b>1,965,991</b>
<b>Electrical Projects</b>			
Cancelled	2	\$ 267,711	\$ 12,131
Deferred for the next DMF due to funding restraints	19	\$ 5,109,039	\$ 1,958,230
<b>Subtotal</b>	<b>21</b>	<b>5,376,750</b>	<b>1,970,361</b>
<b>BMS Projects</b>			
Construction	23	\$ 33,086,868	\$ 66,428,069
Close-Out	1	\$ 81,620	\$ 815,869
Completed	2	\$ 585,385	\$ 720,187
Cancelled	2	\$ 9,491,112	\$ 238,455
Deferred for the next DMF due to funding restraints	10	\$ 22,245,764	\$ 1,182,038
<b>Subtotal</b>	<b>38</b>	<b>65,490,749</b>	<b>69,384,617</b>
<b>HVAC Projects</b>			
Construction	3	\$ 1,500,195	\$ 2,438,224
Cancelled	1	\$ 2,765,405	\$ 55,818
Deferred for the next DMF due to funding restraints	14	\$ 14,027,373	\$ 1,700,373
<b>Subtotal</b>	<b>18</b>	<b>18,292,973</b>	<b>4,194,416</b>
<b>Grand Total</b>	<b>127</b>	<b>\$ 180,000,000</b>	<b>\$ 131,409,683</b>

# Information Only – Item 4

## Architectural Revolving Fund – Projects Update

- Refer to materials for report

# Meeting Calendar

Meeting Date	Type of Meeting*	Time
Friday, February 3, 2023	In Person Meeting*	10:00 - 3:00
Friday, March 10, 2023	Virtual Meeting	12:00 - 1:30
Monday, April 10, 2023	In Person Meeting*	10:00 - 3:00
Friday, May 19, 2023	In Person Meeting*	10:00 - 3:00
Monday, July 17, 2023	In Person Meeting*	10:00 - 3:00
<b>Monday, August 28, 2023</b>	<b>Virtual Meeting</b>	<b>12:00 - 1:30</b>
Friday, October 27, 2023	2-day Meeting Off-site 10/26/23 (tours) & 10/27/23 (in person meeting)	10:00 - 3:00
Monday, December 4, 2023	Virtual Meeting	12:00 - 1:30

Next Meeting

\*In-Person meetings are held in Judicial Council offices in Sacramento unless otherwise noted and are subject to change.

# Adjourn to Closed Session

- Closing Discussions
- Chair Closing Comments