

Trial Court Facility Modification Advisory Committee Meeting

February 3, 2023



Call to Order and Roll Call

- Chair Call to Order and Opening Comments
- Roll Call
 - Trial Court Facility Modification Advisory Committee Chair
 - Trial Court Facility Modification Advisory Committee Members
 - Facilities Services Staff
 - Guests

Consent Calendar

- Minutes from open meeting on December 5, 2022

Director's Report

- Fiscal Year 2023–24 Budget
- Utility Costs
- Shared Cost Letters to be Rescinded
- Storm Damage

Action Item 1

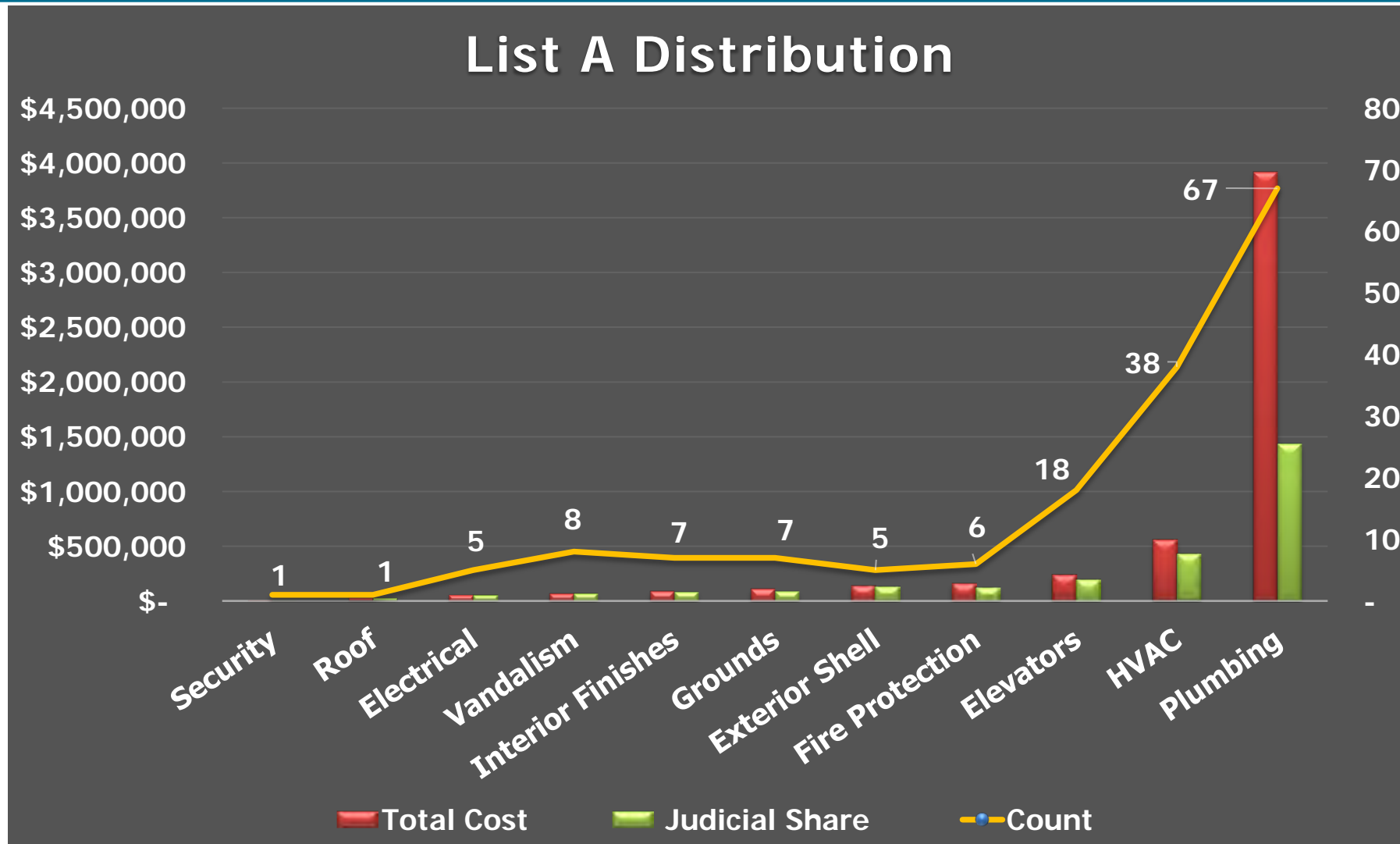
List A – Emergency Facility Modifications (Priority 1)

- There were 163 new P1 FMs this period
- Total estimated FM Program budget share is \$2,637,289

FY 22-23 P1 Budget Allocation	Prior Approvals for FY 22-23	Proposed Approvals	Remaining Balance
\$20,000,000	\$14,171,254	\$2,637,289	\$3,191,457

Action Item 1


List A – Emergency Facility Modifications (Priority 1)



Action Item 1

List A – Emergency Facility Modifications (Priority 1)

FM-2003081 San Diego Kearny Mesa Court – Exterior Shell



Action Item 1

List A – Emergency Facility Modifications (Priority 1)

FM-2003426 Los Angeles Beverly Hills Courthouse – HVAC



Action Item 1

List A – Emergency Facility Modifications (Priority 1)



FM-2003436 Los Angeles Torrance Courthouse – Plumbing



Action Item 1

List A – Emergency Facility Modifications (Priority 1)

FM-2003437 San Diego Central Courthouse – Electrical



Action Item 1

List A – Emergency Facility Modifications (Priority 1)

FM-2003670 San Diego ECRC – Plumbing



Action Item 2

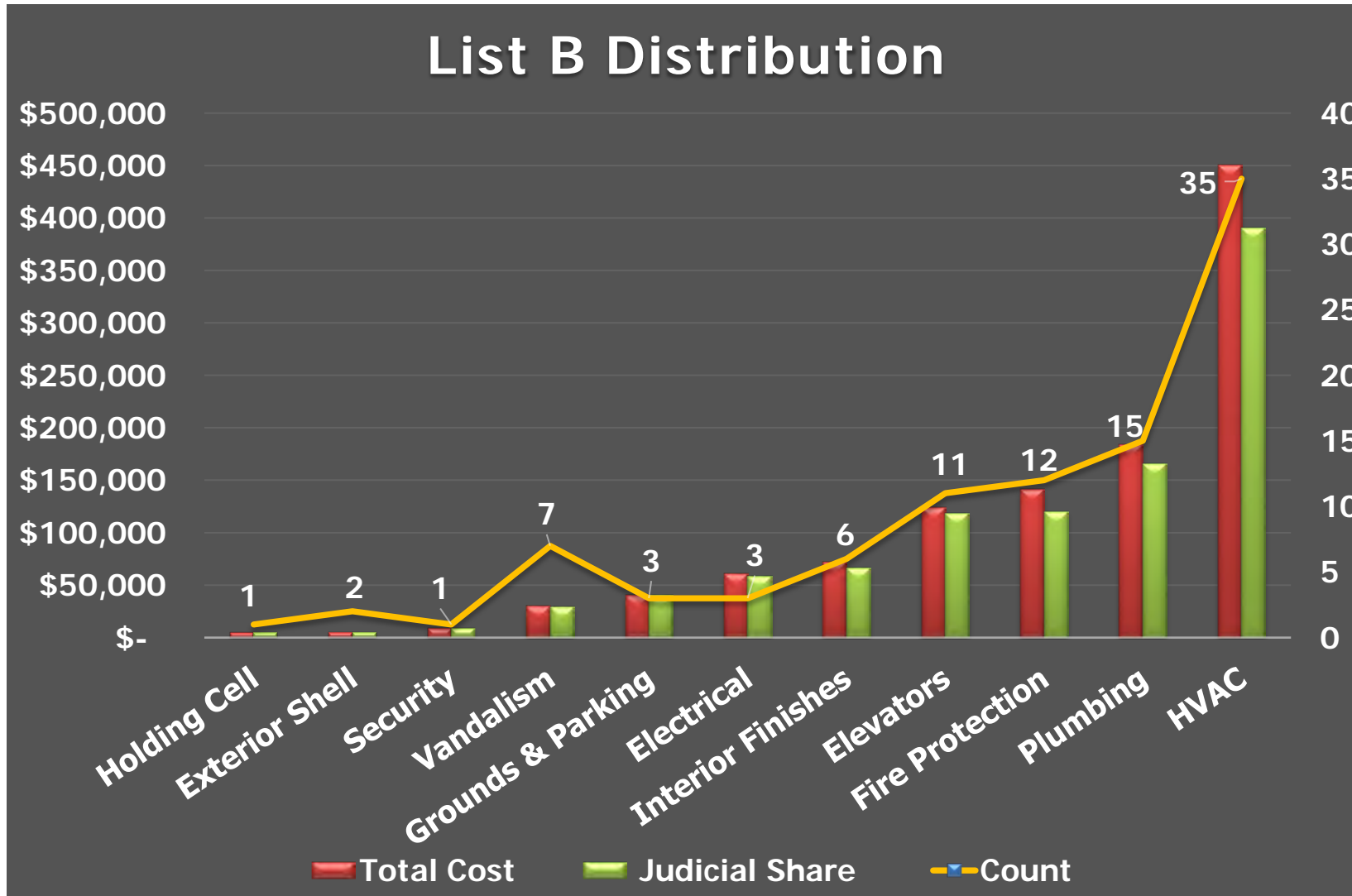
List B – Facility Modifications Under \$100K (Priority 2)

- There were 96 new P2 FMs under \$100K this period
- Total estimated FM Program budget share is \$1,008,841

FY 22-23 P2 Budget Allocation	Prior Approvals for FY 22-23	Proposed Approvals	Remaining Balance
\$7,000,000	\$3,639,162	\$1,008,841	\$2,351,997

Action Item 2

List B – Facility Modifications Under \$100K (Priority 2)



Action Item 2

List B – Facility Modifications Under \$100K (Priority 2)

FM-2003020 Fresno B.F. Sisk – Grounds & Parking



Action Item 2

List B – Facility Modifications Under \$100K (Priority 2)

FM-2003382 Los Angeles Norwalk Courthouse - Plumbing

Before



During



After



Action Item 2

List B – Facility Modifications Under \$100K (Priority 2)

FM-2003388 San Diego East County Regional Center - HVAC



Action Item 2

List B – Facility Modifications Under \$100K (Priority 2)


FM-2003396 Santa Barbara - Santa Maria Courts, Bldg. G - HVAC



Action Item 2

List B – Facility Modifications Under \$100K (Priority 2)

FM-2003534 Fresno County Courthouse - Vandalism



Action Item 2

List B – Facility Modifications Under \$100K (Priority 2)


FM-2003583 Los Angeles County Records - HVAC



Action Item 2

List B – Facility Modifications Under \$100K (Priority 2)

FM-2003615 San Bernardino Rancho Cucamonga CH – Interior Finishes



Action Item 3

List C – Cost Increases Over \$50K

- Impacts 4 FM projects
- Total FM Value - \$388,365
- Program Budget Impact - \$347,672

Action Item 3

List C – Cost Increases Over \$50K

San Diego NCRC – South – FM-2001029 – Fire Protection

County	Building	Bldg. ID	FM ID	Original Funded Cost	Current Cost Estimate	Amount of Increase
San Diego	North County Regional Center - South	37-F1	FM-2001029	\$302,600	\$386,650	\$84,050
<p>Reason for Increase: The increase is for additional scope to the original project during the plan review approval for replacing the water flow and tamper switches along with the replacement of pre-action system.</p>						
<p>Notes: FM Program Budget Share is 100%, therefore cost increase to FM Budget is \$84,050.</p>						

Action Item 3

List C – Cost Increases Over \$50K

Contra Costa Wakefield Taylor Courthouse – FM-2001470 – HVAC

County	Building	Bldg. ID	FM ID	Original Funded Cost	Current Cost Estimate	Amount of Increase
Contra Costa	Wakefield Taylor Courthouse	07-A2	FM-2001470	\$276,172	\$348,073	\$71,901
Reason for Increase: The increase is for additional abatement and replacement of the dampers.						
Notes: FM Program Budget Share is 100%, therefore cost increase to FM Budget is \$71,901.						

Action Item 3

List C – Cost Increases Over \$50K

San Diego East County Reg'l Center – FM-2002871 – HVAC

County	Building	Bldg. ID	FM ID	Original Funded Cost	Current Cost Estimate	Amount of Increase
San Diego	East County Regional Center	37-I1	FM-2002871	\$225,777	\$351,801	\$126,024
<p>Reason for Increase: The initial estimated cost for this P1 did not include all the costs for the project.</p>						
<p>Notes: FM Program Budget Share is 67.71%, therefore cost increase to FM Budget is \$85,331.</p>						

Action Item 3

List C – Cost Increases Over \$50K

San Diego Central Courthouse – FM-2003074 – Plumbing

County	Building	Bldg. ID	FM ID	Original Funded Cost	Current Cost Estimate	Amount of Increase
San Diego	Central Courthouse	37-L1	FM-2003074	\$194,329	\$300,719	\$106,390
Reason for Increase: The initial cost for this P1 did not include all the costs for the project.						
Notes: FM Program Budget Share is 100%, therefore cost increase to FM Budget is \$106,390.						

Action Item 4

List D – Facility Modifications over \$100K (Priority 2) and Priority 3 Projects

- Impacts 2 FM projects
- Total FM Value - \$ 297,270
- Program Budget Impact - \$297,270

Action Item 5

2023 TCFMAC Annual Agenda

- Refer to meeting materials for draft 2023 TCFMAC Annual Agenda

Action Item 6

Trial Court Facility Modifications Report for Q2 of FY 2022–23

- Refer to meeting materials for FY 2022–23 Q2 report

Action Item 7

Fiscal Year 2024–25 Budget Change Concepts

- Increase O&M for Stanislaus New Modesto
- Increase O&M for existing Trial Court portfolio
- Increase to Facility Modifications
- Deferred Maintenance Funding for Trial Courts
- Arc Flash Program
- Sustainability Program

Action Item 8

Judicial Council Parking Program – Rate Changes

Justification for Proposed Rate Changes

- Mandatory collective bargaining unit salary increase for parking lot employees
- Inflation
- Last rate increase was 2016
- Level setting parking rates with nearby lots

Proposed Daily Rate Changes

Proposed Changes to Daily Rate		
Lot Name	Current Flat Rate	Proposed Rate
Alhambra	\$ 8.00	\$ 9.00
Beverly Hills	\$ 10.00	\$ 11.00
Chatsworth	\$ 7.00	\$ 8.00
Compton	\$ 7.00	\$ 8.00
Edelman	\$ 7.00	\$ 8.00
El Monte	\$ 6.00	\$ 7.00
Inglewood East	\$ 8.00	\$ 9.00
Pomona	\$ 9.00	\$ 10.00
San Fernando A	\$ 7.00	\$ 8.00
Whittier	\$ 7.00	\$ 8.00

Proposed Changes to Daily Rate		
Lot Name	Current Mixed Rate	Proposed Daily Rate
Airport Court	\$1.50 every 15 min. \$24.00 Max	\$ 10.00
Carol Miller	\$2 First 2 hours, \$1.00/add. hour	\$ 5.00
Metro Court A	\$3/20 min, \$14 max, \$8 flat after 2 pm	\$ 10.00
Metro Court B	\$10 flat rate, \$5 after 2 pm	\$ 10.00
Pasadena Court	\$10 flat rate, \$5 after 2pm	\$ 10.00
Van Nuys Court	\$10 flat rate, \$5 after 2 pm	\$ 10.00

Action Item 8

Judicial Council Parking Program – Rate Changes

**Proposed
Monthly
Rate
Changes**

Proposed Changes to Monthly Rate		
Lot Name	Current Rate	Proposed Rate
Chatsworth	\$70.00	\$ 75.00
El Monte	\$70.00	\$ 75.00
Inglewood East	\$70.00	\$ 75.00
Metro Court B	\$80.00	\$ 85.00
Pasadena Court	\$90.00	\$ 95.00
Santa Barbara	\$160.00	\$ 165.00
Van Nuys Court	\$90.00	\$ 95.00
Whittier	\$70.00	\$ 75.00

Action Item 8

Judicial Council Parking Program – Rate Changes

Action Requested

Approve Proposed Parking Rate Changes

- Change existing hourly/daily mixed rates to daily flat rates
- Increase existing daily rates by \$1/day
- Increase existing monthly rates by \$5/month

Discussion Item 1

List E – Court Funded Requests

Approved CFRs:

1. Amador – (FM) Amador Superior Court - \$150,000
2. Colusa – (FM) Courthouse Annex - \$29,983
3. El Dorado – (FM) Main Street Courthouse - \$135,848
4. Kern – (FM) Bakersfield Juvenile Center - \$97,593
5. Kern – (FM) Bakersfield Superior Court - \$67,587
6. Los Angeles – (FM) Multiple - \$1,593,200
7. Los Angeles – (FM) Multiples - \$4,910,000
8. Los Angeles – (FM) Multiple - \$27,906,000

Discussion Item 1

List E – Court Funded Requests

Approved CFRs:

9. Los Angeles – (FM) Central Arraignment Court - \$237,000
10. Los Angeles – (FM) Multiple - \$1,180,150
11. Los Angeles – (FM) Multiple - \$735,000
12. Los Angeles – (FM) Multiple - \$400,000
13. Los Angeles – (FM) Multiple - \$1,100,000
14. Los Angeles – (FM) Hall of Records - \$2,750,000
15. Los Angeles – (FM) Stanley Mosk Courthouse - \$10,100,000

Discussion Item 1

List E – Court Funded Requests

Approved CFRs:

- 16. Los Angeles – (FM) Hall of Records - \$3,200,000
- 17. Los Angeles – (FM) Van Nuys Courthouse East - \$847,673
- 18. Los Angeles – (FM) Edmund D. Edelman - \$3,646,853
- 19. Merced – (FM) Old Court - \$15,000
- 20. Napa – (FM) Historic Courthouse - \$2,432
- 21. Sacramento – (FM) Carol Miller Justice Center - \$372,596
- 22. San Benito – (FM) San Benito County Sup. Court - \$5,873

Discussion Item 1

List E – Court Funded Requests

Approved CFRs:

23. Sutter – (FM) Sutter County Sup. Courthouse - \$360,000

24. Tehama – (FM) Tehama County Courthouse - \$3,909

25. Tehama – (FM) Tehama County Courthouse - \$3,910

There were no canceled CFRs in this reporting period.

Discussion Item 2

List F – Funded FMs on Hold

- FMs on Hold for Shared Cost Approval
 - 8 Projects
 - \$17,561,195 JCC Share

Discussion Item 3

Trial Court Real Estate Portfolio Expense & Revenue Forecast

Fund Overview

<u>Fund Name</u>	<u>Acronym</u>	<u>Uses Include</u>
Court Facilities Trust Fund	CFTF	Routine Maintenance, Utilities, Rent/Lease Payments, Insurance
Trial Court Trust Fund	TCTF	Court-Funded Facilities Requests (CFRs)
Court Facilities Architectural Revolving Fund	CFARF	Facility Modifications, Overarching Projects for Facilities Services, Court Projects
General Fund	GF	Facility Modifications, JCC Facility Maintenance
State Court Facilities Construction Fund	SCFCF	Facilities Services Operations, Facility Modifications, Bond-Funded Facilities

Discussion Item 3

Trial Court Real Estate Portfolio Expense & Revenue Forecast

FY 2022-23 – Lease & License Expense Forecast

Expenses by Fund	No. of Agreements	Square Footage	Projected Expenses
Court Facilities Trust Fund (CFTF)	61	853,589	\$ 17,112,559
Trial Court Trust Fund (TCTF)	13	73,560	\$ 1,535,037
Trial Court Trust Fund (TCTF) - Temporary Jury Assembly	1	5,000	\$ 90,600
Court Facilities Architectural Revolving Fund (CFARF)	1	2,000	\$ 17,100
General Fund (GF)	1	43,407	\$ 625,061
No Fee	27	95,334	\$ -
Total	104	1,072,890	\$ 19,380,357

Discussion Item 3

Trial Courts Real Estate Portfolio Expense & Revenue Forecast

FY 2022-23 – Lease & License Revenue Forecast

Fund	No. of Agreements	Square Footage	Projected Revenue
Court Facilities Trust Fund (CFTF)	87	133,306	\$ 2,041,170
State Court Facilities Construction Fund (SCFCF)	9	1,452	\$ 47,178
No Fee	143	68,250	\$ -
Total	239	203,008	\$ 2,088,348

Discussion Item 3

Trial Courts Real Estate Portfolio Expense & Revenue Forecast

FY 2022-23 - Number of Agreements by Court

Court	No. of Expense Agreements	Projected Expenses	No. of Revenue Agreements	Projected Revenue
Alameda	2	\$0	8	\$125,638
Butte	1	\$0		
Calaveras			1	\$0
Contra Costa	2	\$536,371	8	\$39,302
El Dorado			1	\$0
Fresno	3	\$932,000	3	\$39,114
Glenn	4	\$157,469		
Imperial			3	\$6,237
Inyo	4	\$108,218		
Kern	5	\$905,888	1	\$40,742
Kings			2	\$1,796
Lake	2	\$34,246		
Los Angeles	10	\$3,827,000	125	\$1,373,991
Marin	1	\$0		
Mariposa	6	\$126,348		
Mendocino	1	\$0	1	\$0
Merced	3	\$133,955	4	\$0
Mono	1	\$0		
Monterey	2	\$102,614	2	\$24,113
Napa	1	\$0		
Nevada	1	\$34,702		
Orange	5	\$898,121	26	\$15,624
Placer	1	\$117,784	1	\$0

Discussion Item 3

Trial Courts Real Estate Portfolio Expense & Revenue Forecast

FY 2022-23 - Number of Agreements by Court

Court	No. of Expense Agreements	Projected Expenses	No. of Revenue Agreements	Projected Revenue
Riverside	6	\$775,709	2	\$7,093
Sacramento	4	\$5,511,603	4	\$28,152
San Bernardino	13	\$831,905	8	\$9,372
San Diego	2	\$184,572	20	\$245,409
San Francisco	1	\$365,850	2	\$20,587
San Joaquin	2	\$238,941	5	\$21,813
San Luis Obispo	1	\$49,512		
San Mateo			1	\$0
Santa Barbara	1	\$37,080		
Santa Clara	1	\$174,482	3	\$20,861
Santa Cruz	2	\$57,969		
Shasta	1	\$4,723		
Siskiyou			1	\$48,000
Solano	2	\$410,217		
Sonoma	3	\$1,435,140	2	\$0
Stanislaus	5	\$1,339,539		
Sutter			1	\$3,754
Tehama	1	\$0		
Tulare	3	\$48,399	2	\$4,939
Ventura			1	\$11,813
Yolo			1	\$0
Yuba	1	\$0		
Total	104	\$19,380,357	239	\$2,088,348

Discussion Item 3

Trial Court Real Estate Portfolio Expense & Revenue Forecast



Parking Program Review

Discussion Item 3

Trial Court Real Estate Portfolio Expense & Revenue Forecast

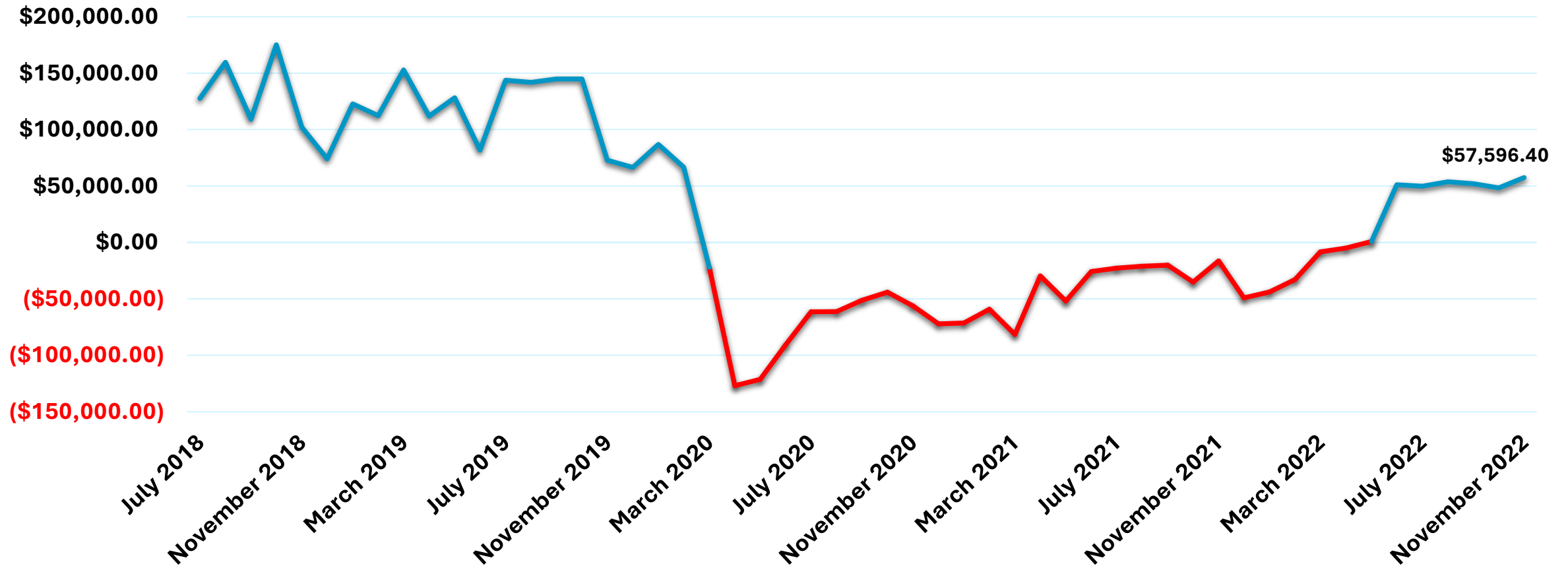
Judicial Council Managed Lots

1. Airport
2. Edelman
3. Van Nuys
4. Pasadena
5. Beverly Hills
6. Whittier
7. Metro A
8. Metro B
9. Inglewood East/West
10. Pomona
11. Compton
12. El Monte
13. Chatsworth
14. San Fernando A, B, and C
15. Hollywood
16. Alhambra
17. Carol Miller - Sacramento
18. Santa Barbara

Discussion Item 3

Trial Court Real Estate Portfolio Expense & Revenue Forecast

Net Operating Income FY 2018/19 - Present



Discussion Item 4

Facilities Maintenance Performance Report

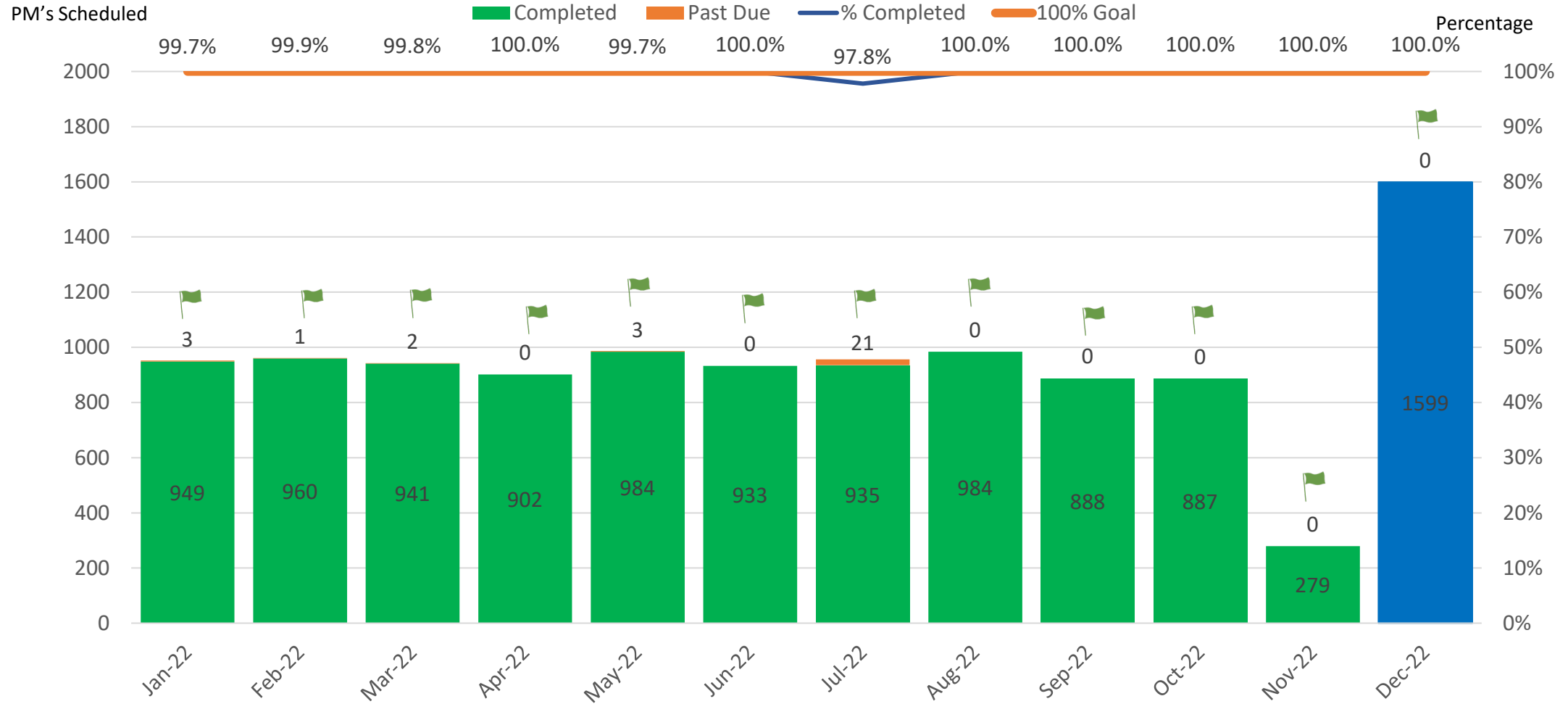
Two “Models” for Maintenance and Operations

- Service Providers
 - BANCRO - Enovity
 - NCRO - Pride
 - SRO - Pride
- Delegation Program
 - Imperial
 - Orange
 - Riverside
 - San Luis Obispo



Service Provider Performance Report

Enovity BANCRO - Preventive Maintenance

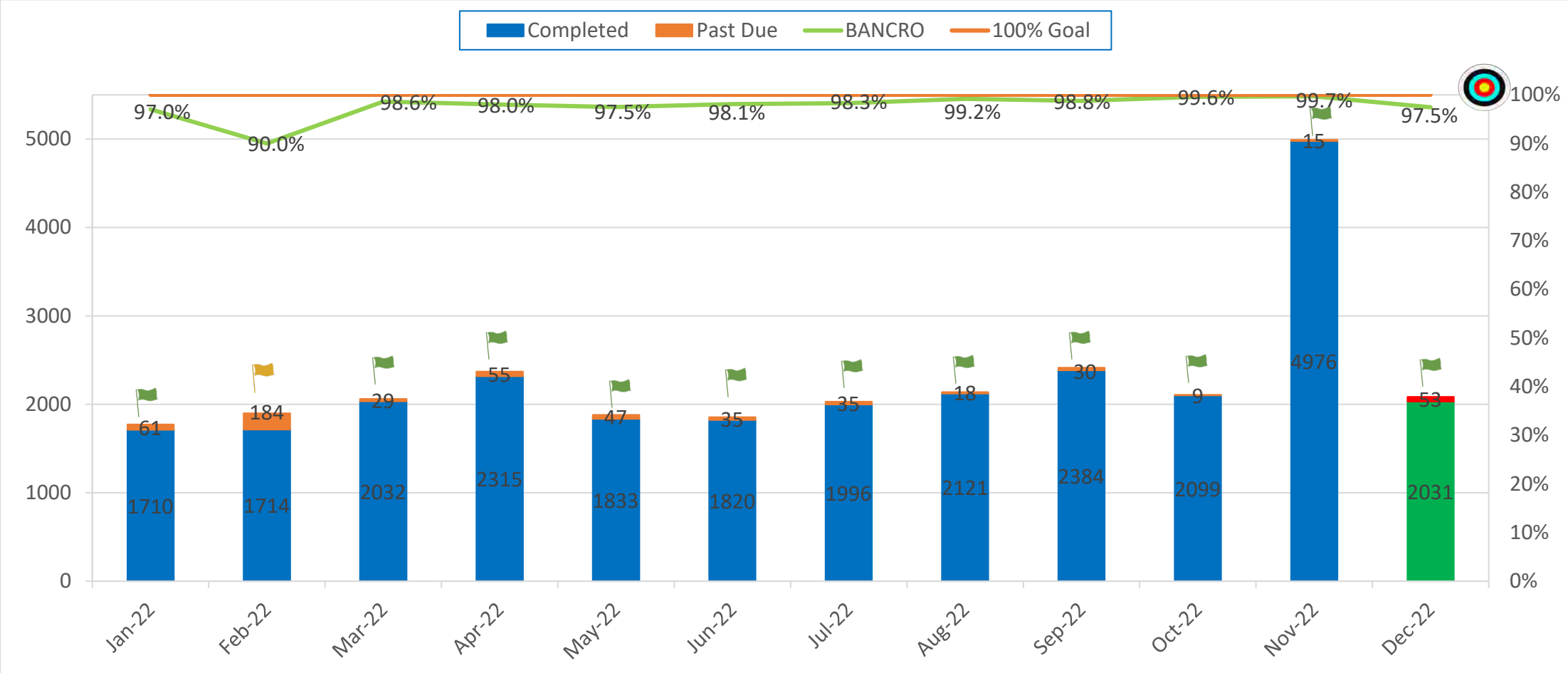


- 7%+ Meets expectations
- 8-10% Needs improvement
- 11%+ Does not meet expectations

1,599 PM's Scheduled for December 2022

Report Run Date: 01/03/2023

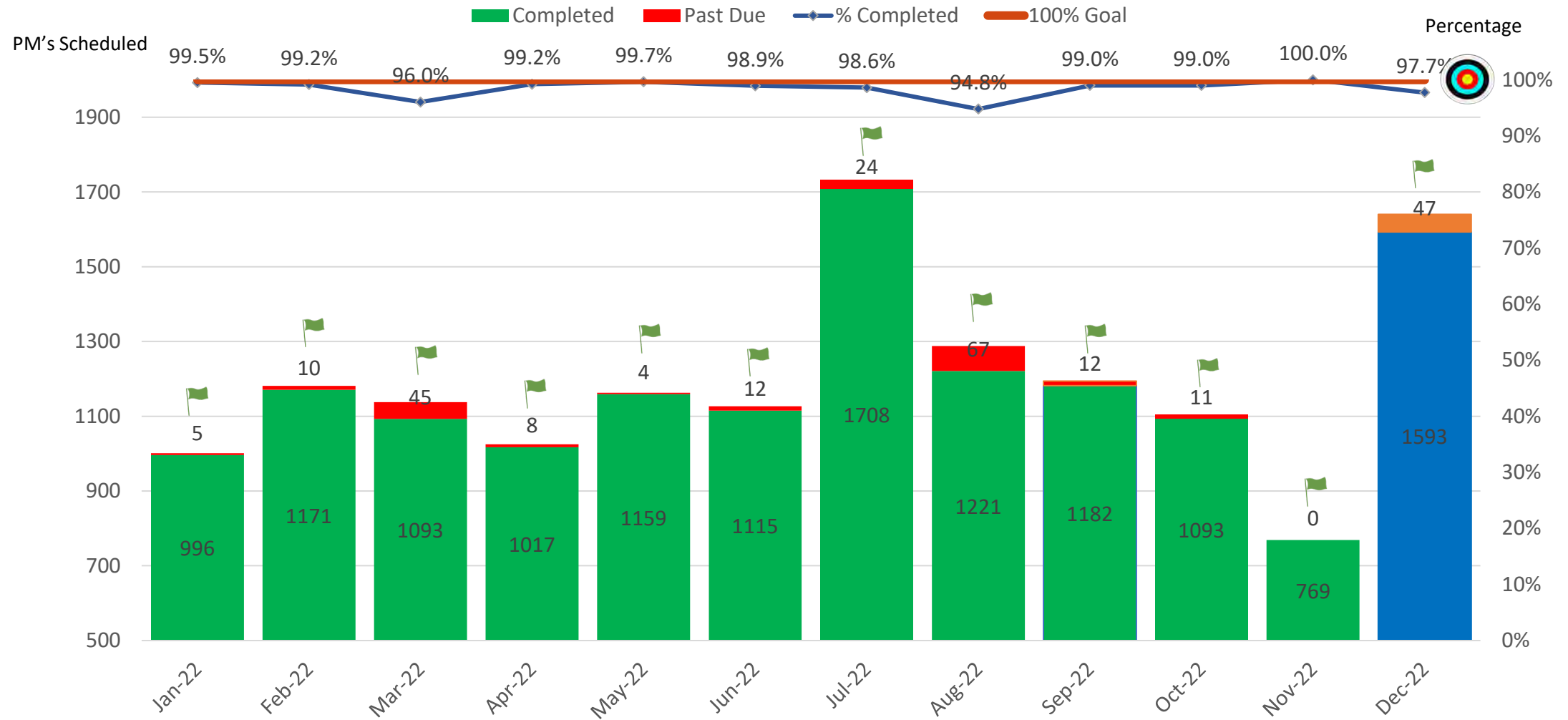
Enovity BANCRO – Past Due SWOs



- 7%+ Meets expectations
- 8-10% Needs improvement
- 11%+ Does not meet expectations

Enovity BANCRO	
Tuesday, January 3, 2023, Snapshot	
Open SWOs	2084
Past Due SWOs	53

Pride NCRO - Preventive Maintenance

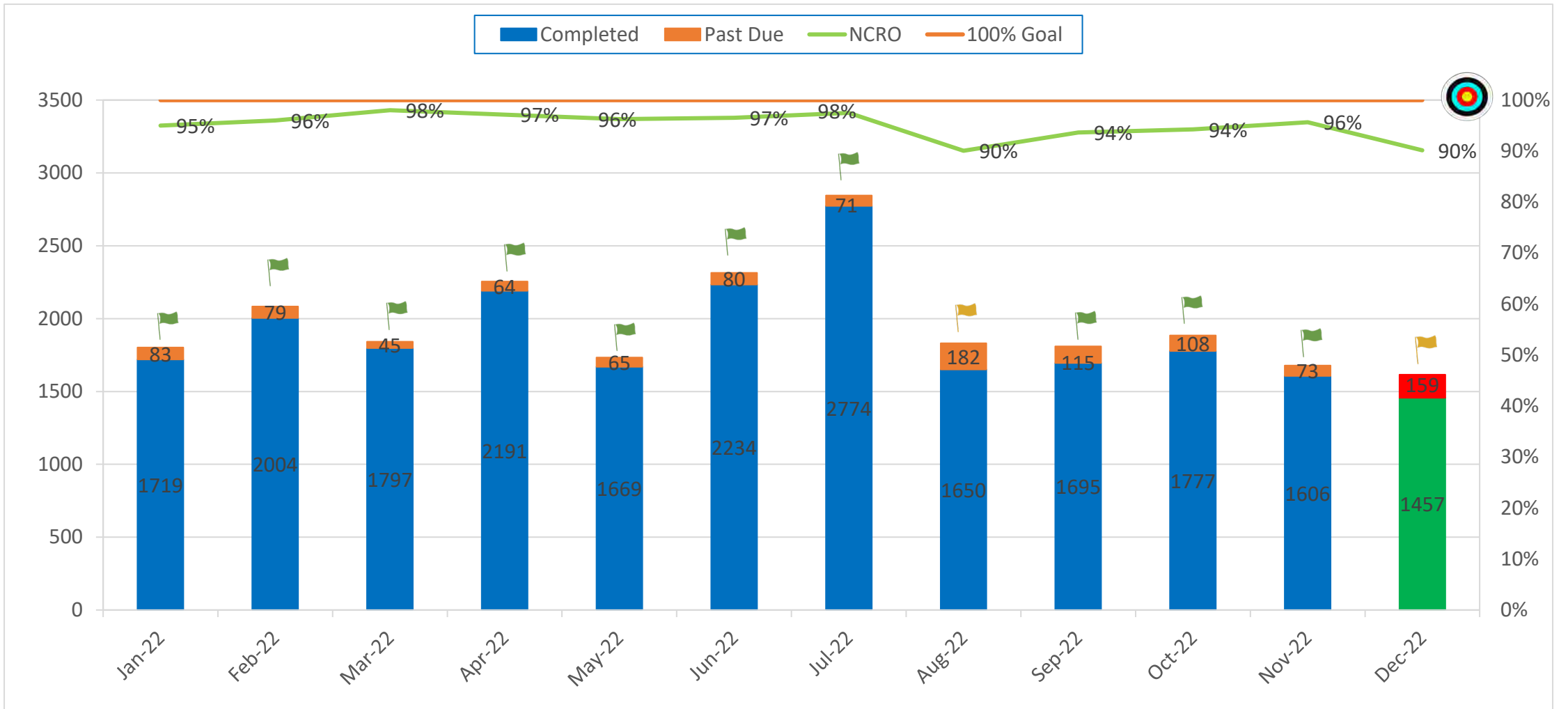


- 7%> Meets expectations
- 8-10% Needs improvement
- 11%+ Does not meet expectations

1630 PM's Scheduled for December 2022

Report Run Date: 01/03/2023

Pride NCRO – Past Due SWOs

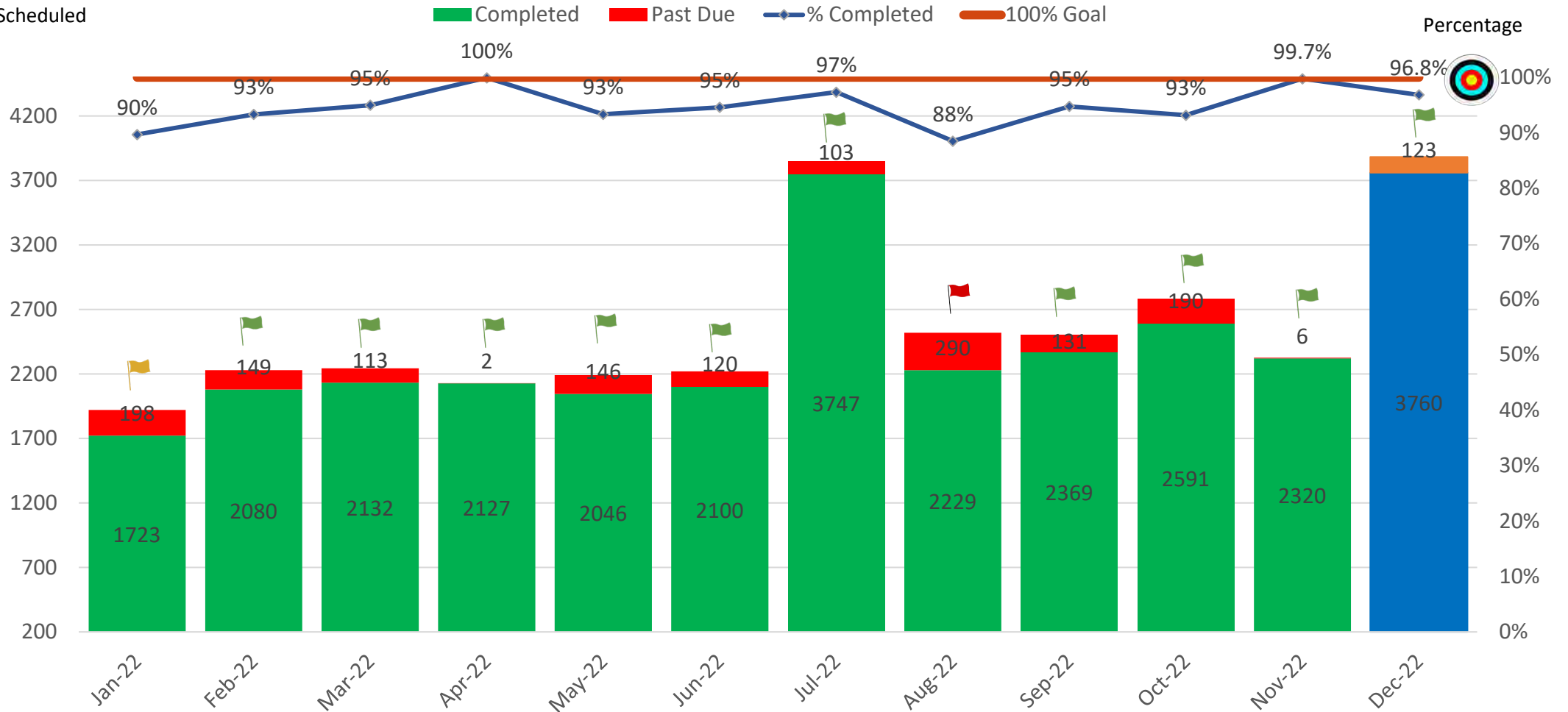


- 7%+ Meets expectations
- 8-10% Needs improvement
- 11%+ Does not meet expectations

PRIDE NCRO	
Tuesday, January 3, 2023, Snapshot	
Open SWOs	1616
Past Due SWOs	159

Pride SRO - Preventive Maintenance

PM's Scheduled

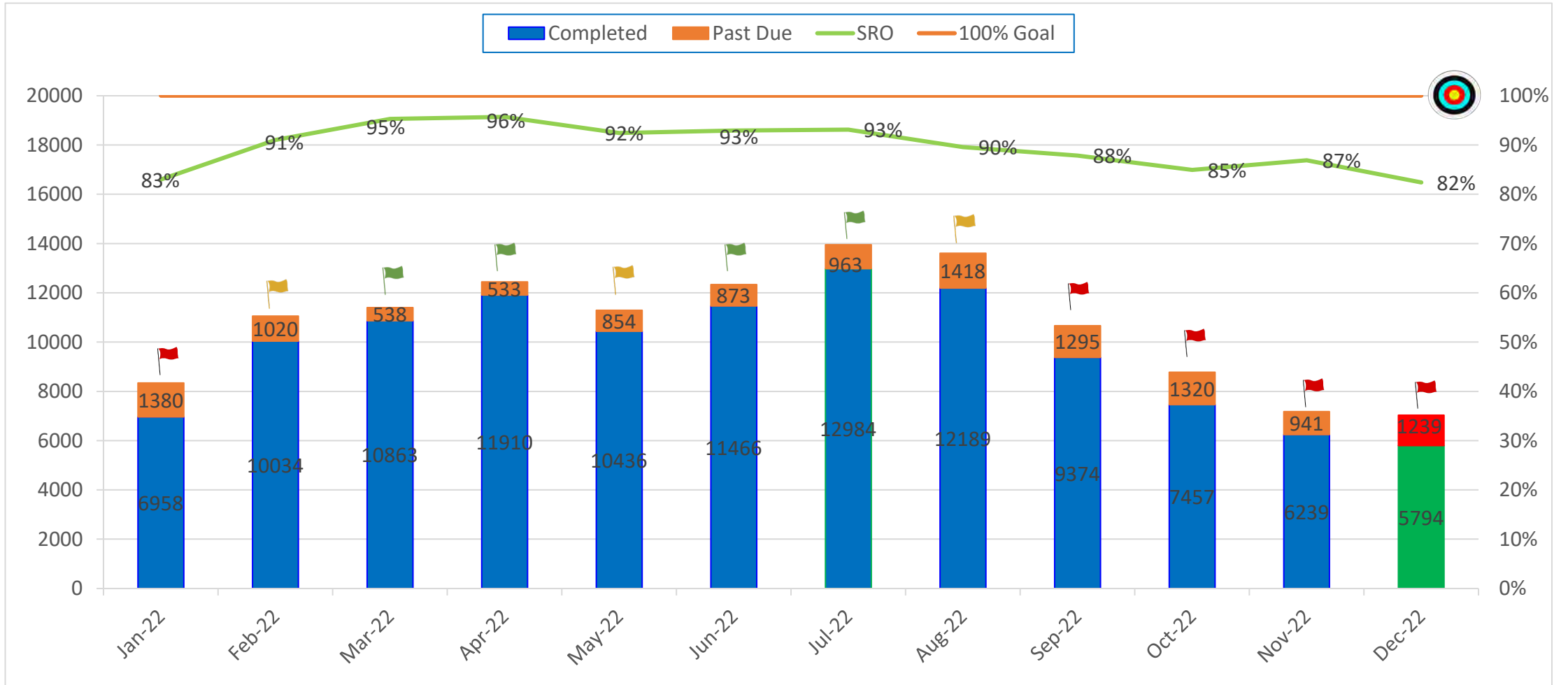


- 7%> Meets expectations
- 8-10% Needs improvement
- 11%+ Does not meet expectations

3883 PM's Scheduled for December 2022

Report Run Date: 01/03/2023

Pride SRO – Past Due SWOs



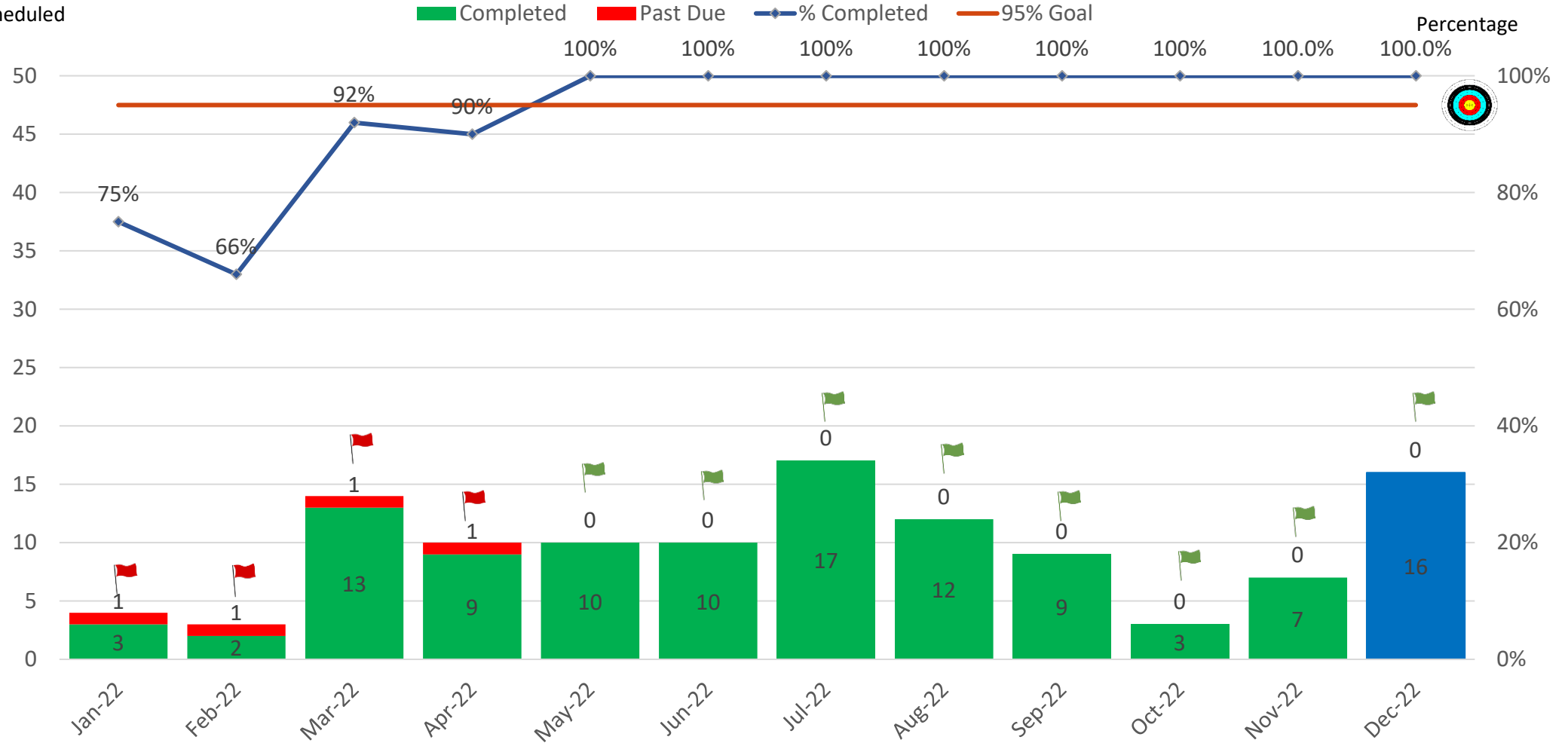
- 7%> Meets expectations
- 8-10% Needs improvement
- 11%+ Does not meet expectations

PRIDE SRO	
Tuesday, January 3, 2023, Snapshot	
Open SWOs	7033
Past Due SWOs	1239

Delegated Court Performance Report

Imperial Court - Preventive Maintenance

PM's Scheduled

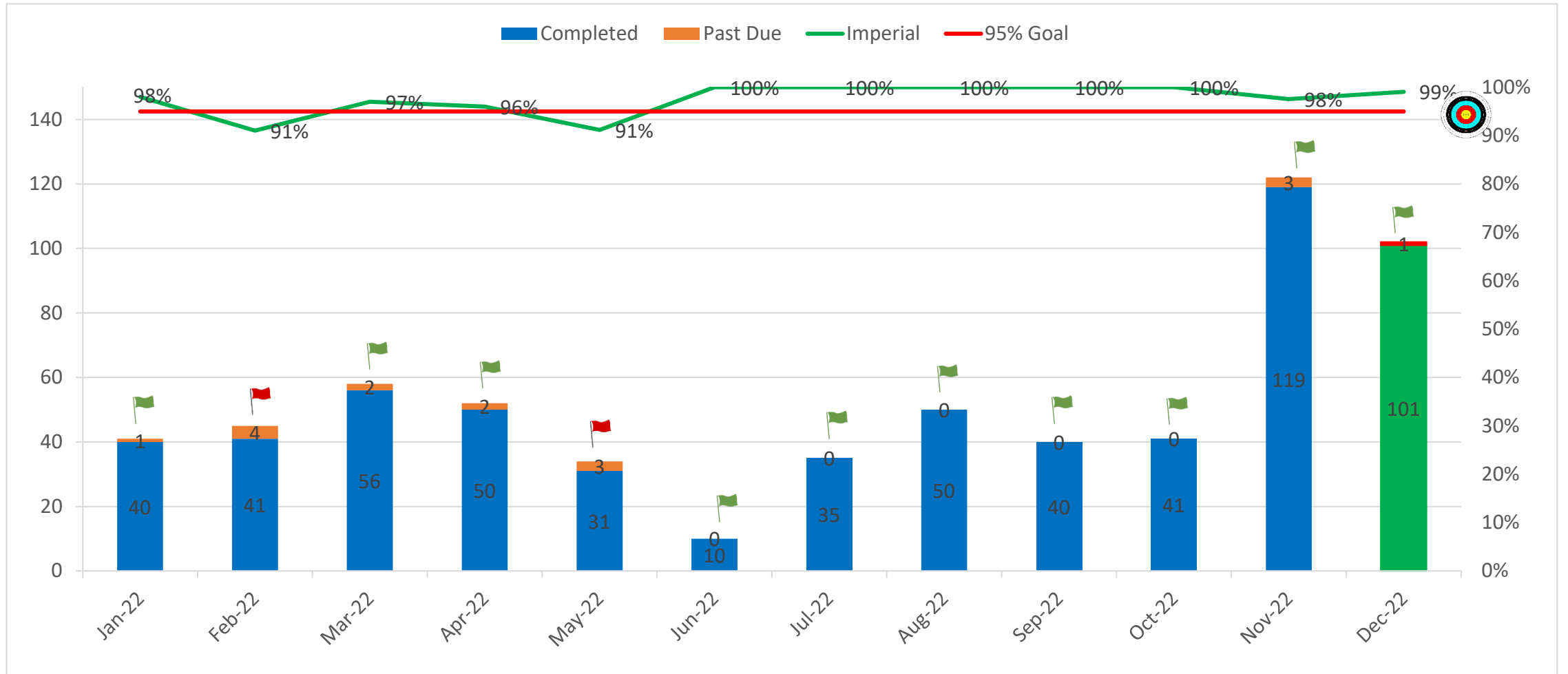


- 5% or less Meets expectations
- 6% + Does not meet expectations

16 PM's Scheduled for December 2022

Report Run Date: 01/03/2023

Imperial Court – Past Due SWOs

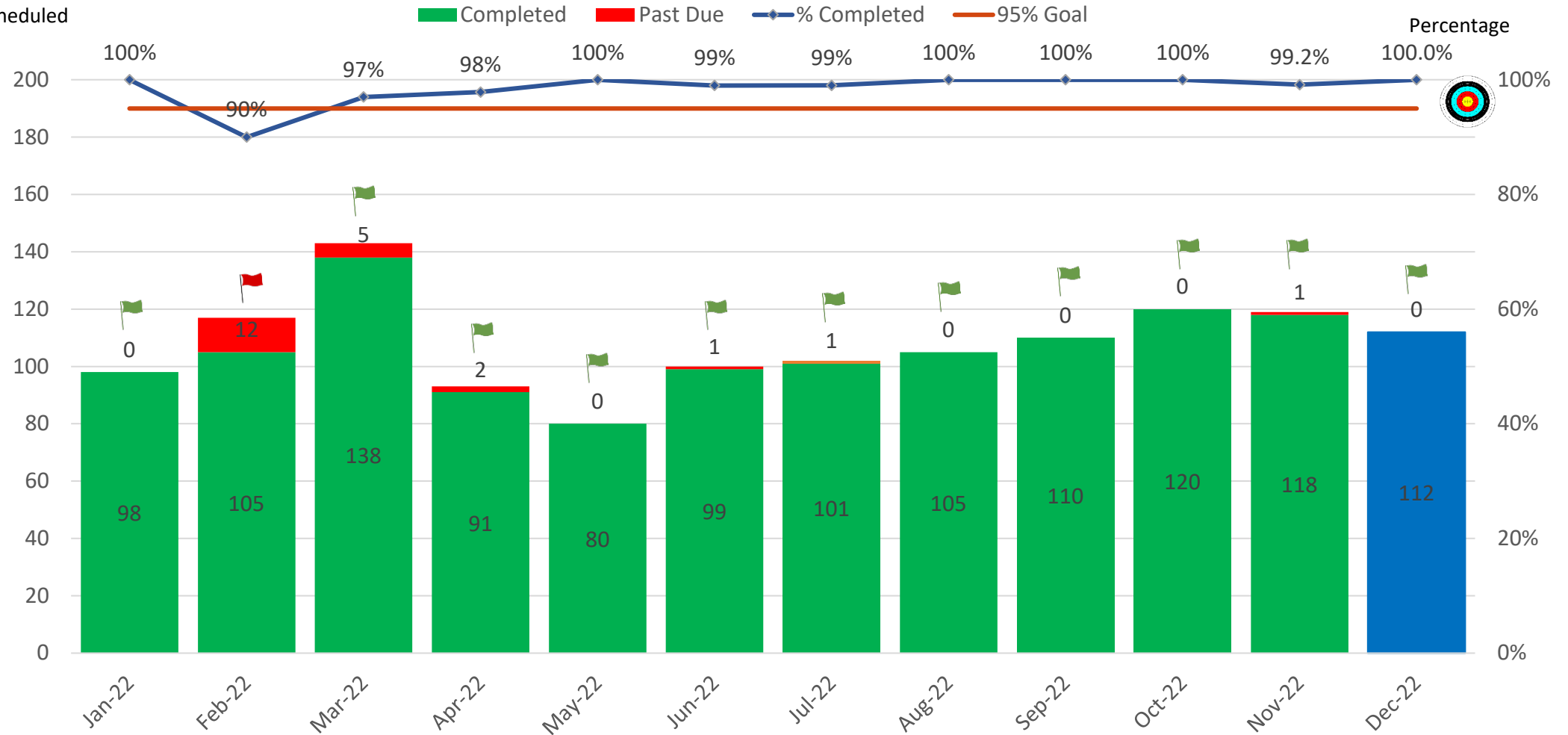


- 🚩 5% or less Meets expectations
- 🚩 6%+ Does not meet expectations

Imperial County	
Tuesday, January 3, 2023, Snapshot	
Open SWOs	102
Past Due SWOs	1

Orange Court - Preventive Maintenance

PM's Scheduled

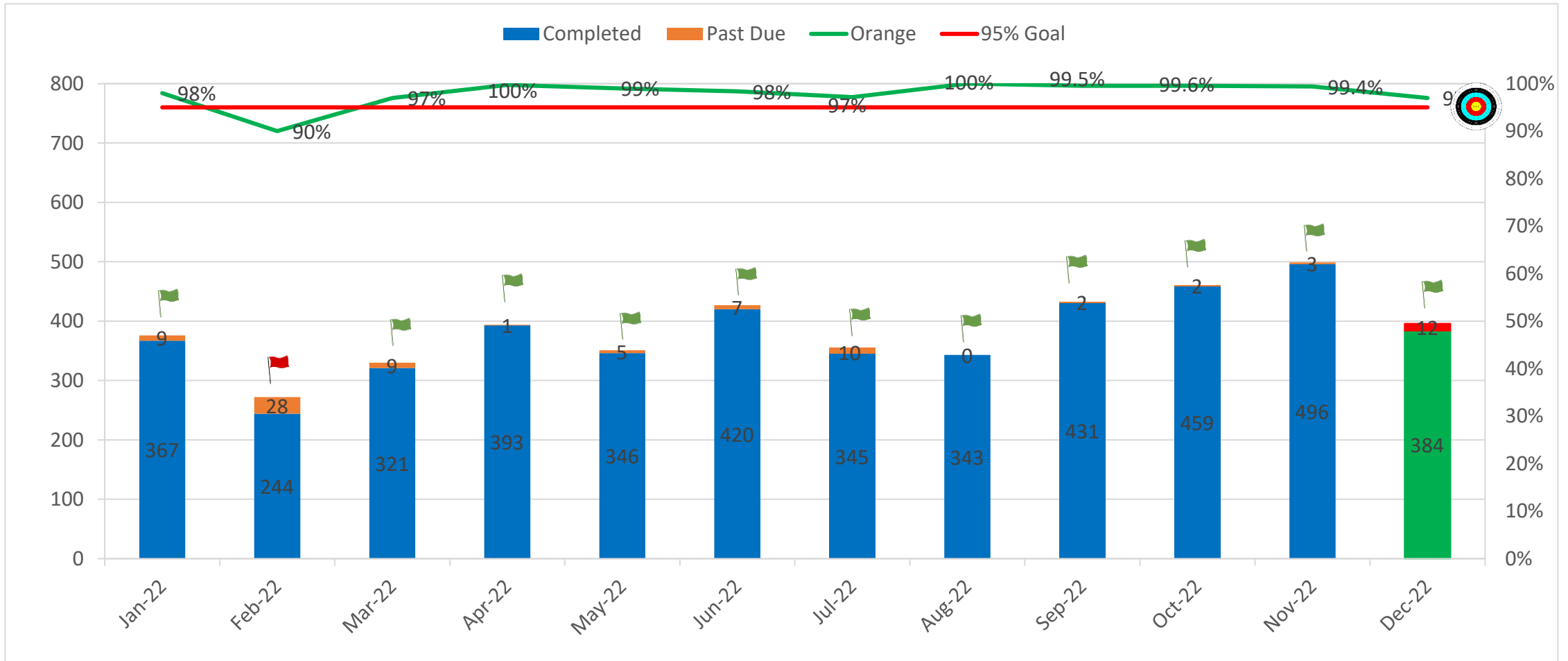


- 5% or less Meets expectations
- 6% + Does not meet expectations

112 PM's Scheduled for December 2022

Report Run Date: 01/03/2023

Orange Court – Past Due SWOs

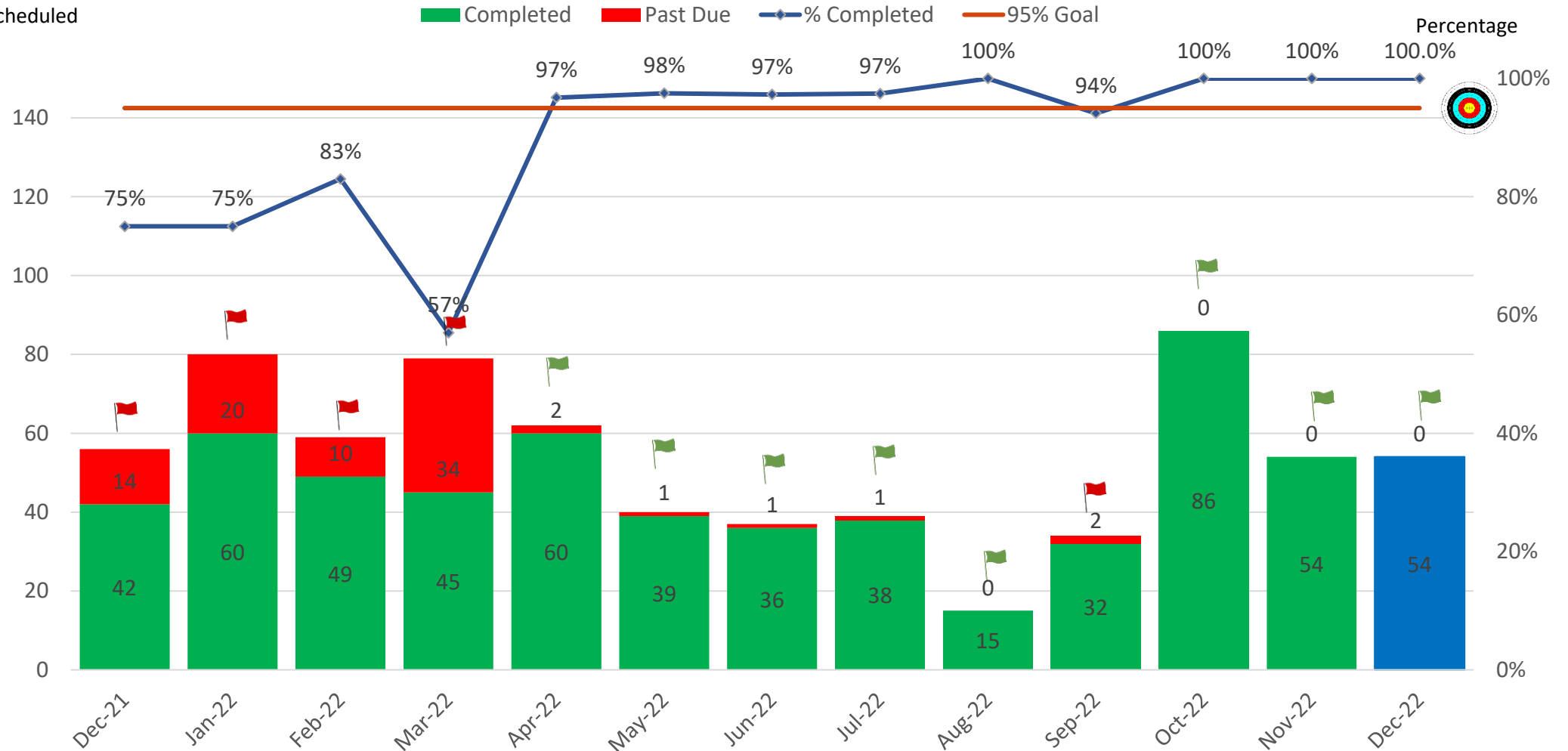


- 5% or less Meets expectations
- 6%+ Does not meet expectations

Orange County	
Tuesday, January 3, 2023, Snapshot	
Open SWOs	396
Past Due SWOs	12

Riverside Court - Preventive Maintenance

PM's Scheduled



5% or less Meets expectations

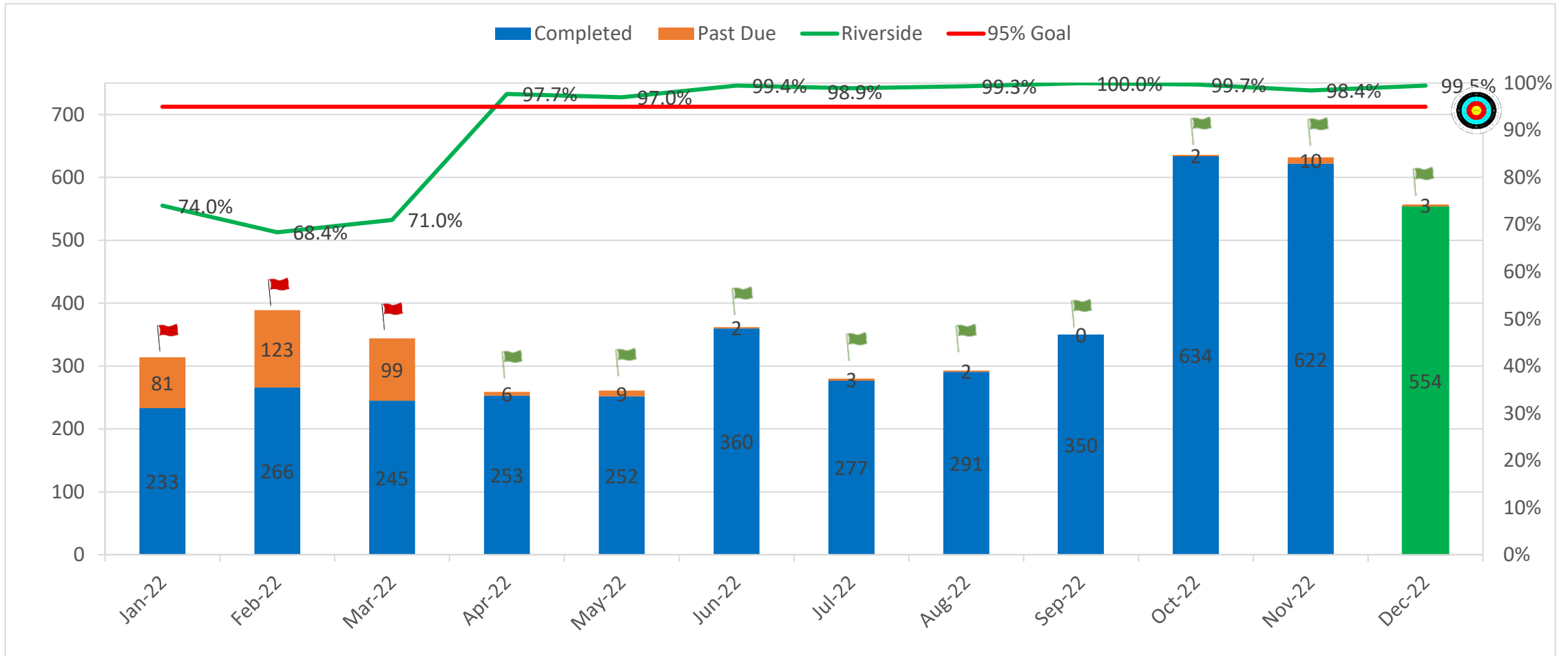


6% + Does not meet expectations

54 PM's Scheduled for December 2022

Report Run Date: 01/03/2023

Riverside Court – Past Due SWOs



- 🚩 5% or less Meets expectations
- 🚩 6% + Does not meet expectations

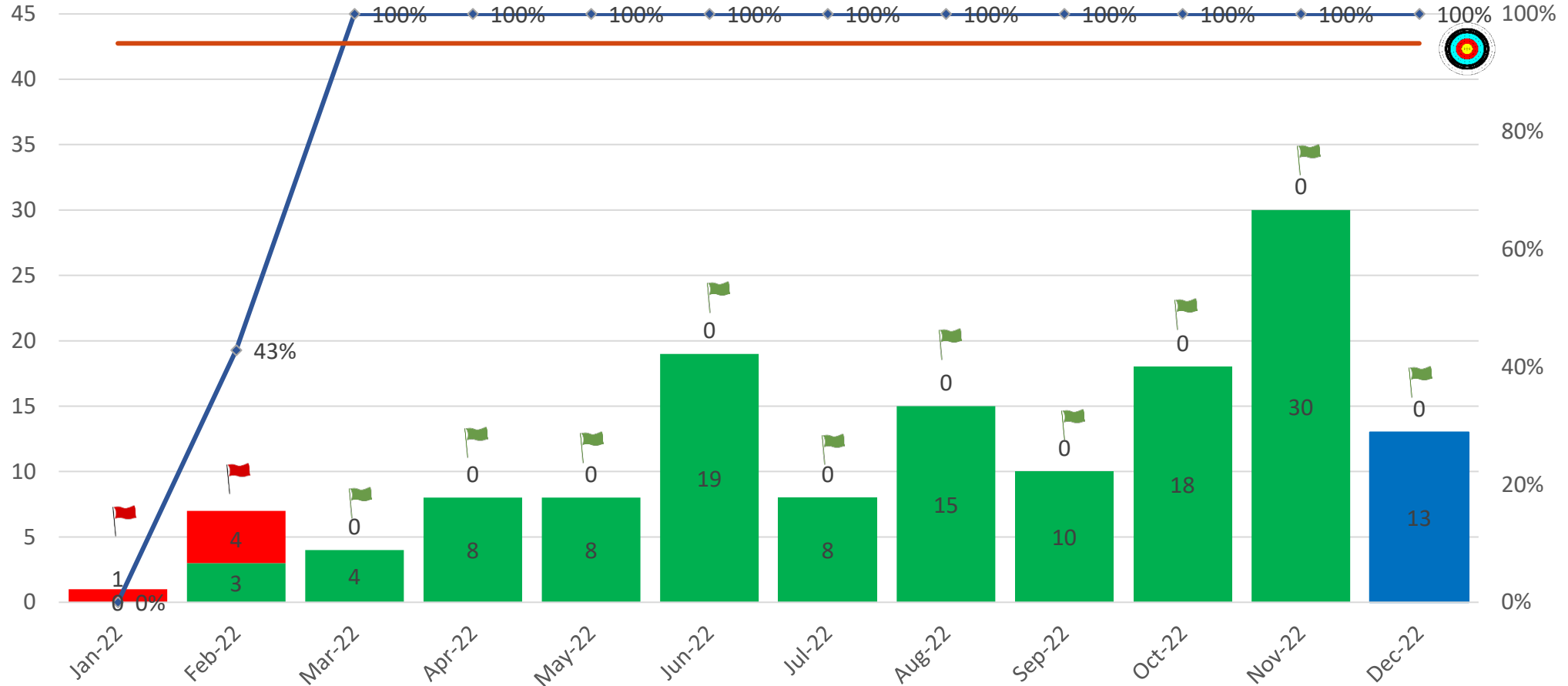
Riverside County	
Tuesday, January 3, 2023, Snapshot	
Open SWOs	557
Past Due SWOs	3

San Luis Obispo Court - Preventive Maintenance

PM's Scheduled

Completed Past Due % Completed 95% Goal

Percentage

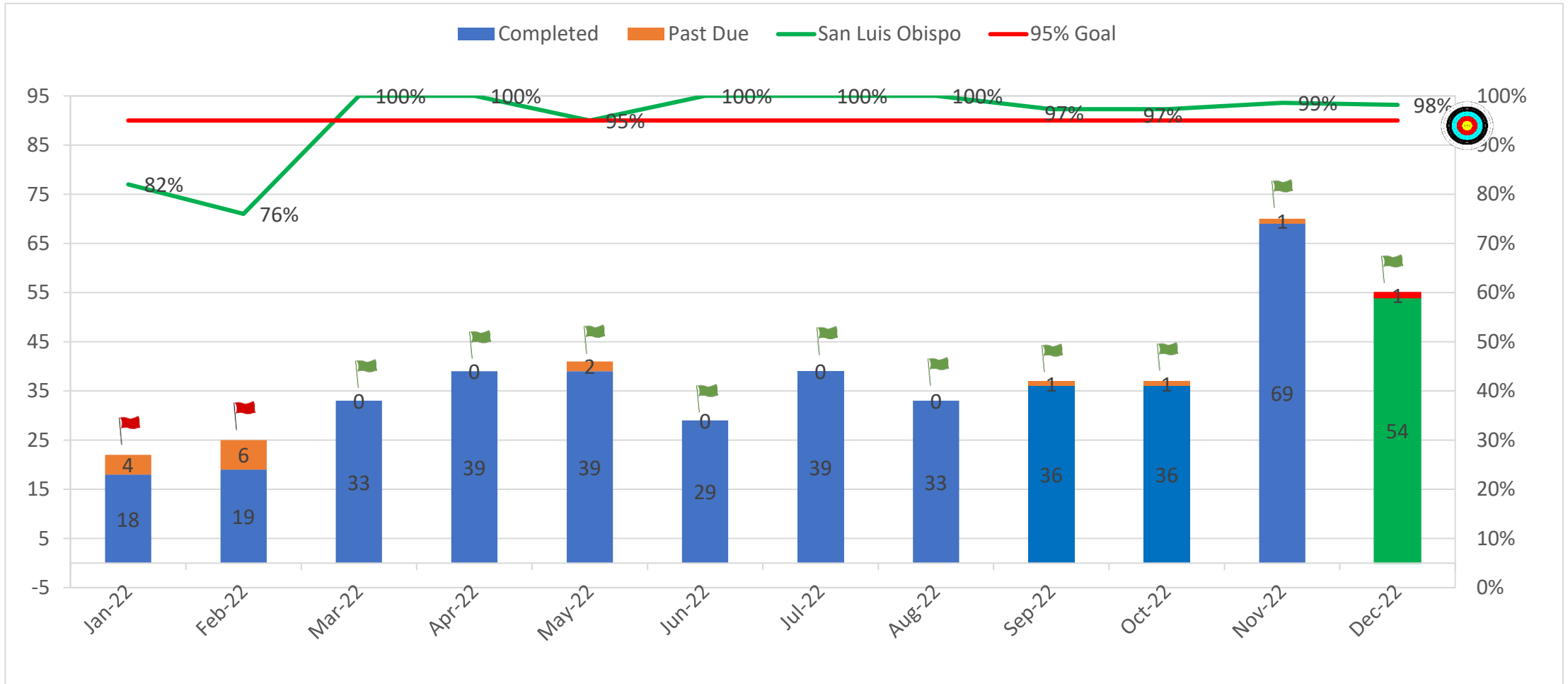


- 5% or less Meets expectations
- 6% + Does not meet expectations

13 PM's Scheduled for December 2022

Report Run Date: 01/03/2023

San Luis Obispo Court – Past Due SWOs



- 🚩 5% or less Meets expectations
- 🚩 6% + Does not meet expectations

San Luis Obispo County	
Tuesday, January 3, 2023, Snapshot	
Open SWOs	55
Past Due SWOs	1

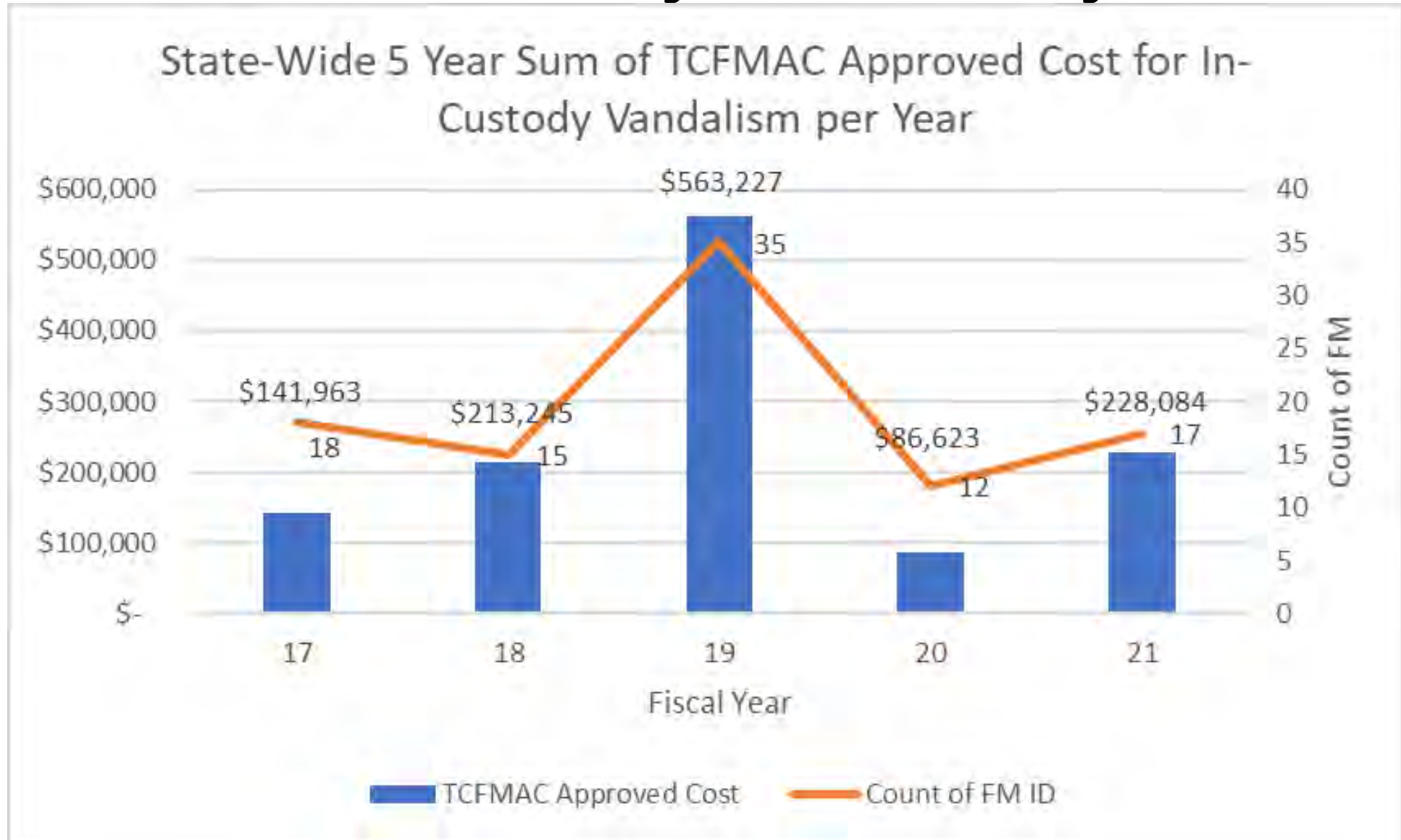
Discussion Item 5

In-Custody Vandalism - Updated 5-Year Analysis

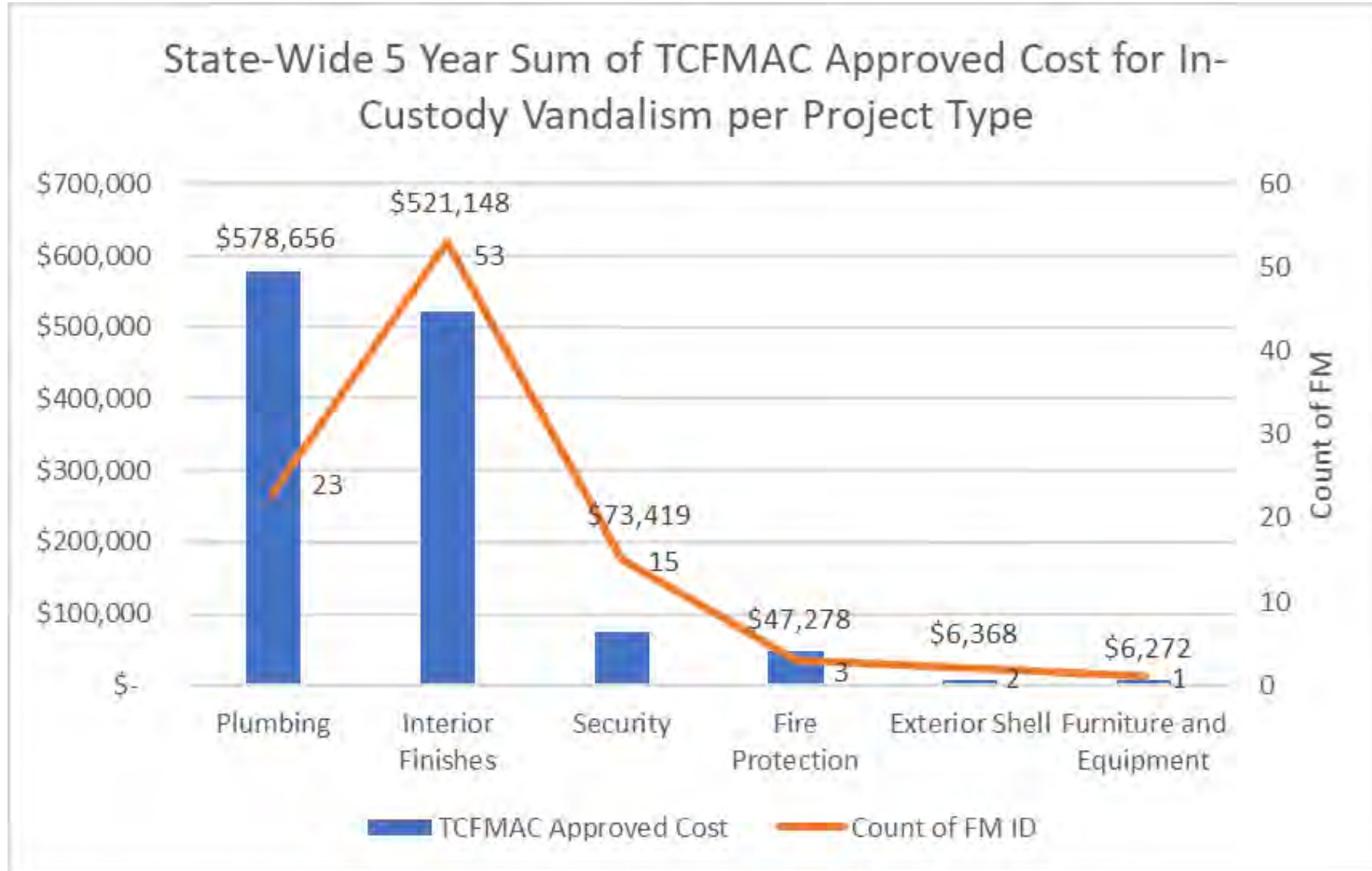
- In-Custody 5-Year Vandalism Analysis

Statewide By Fiscal Year and Court

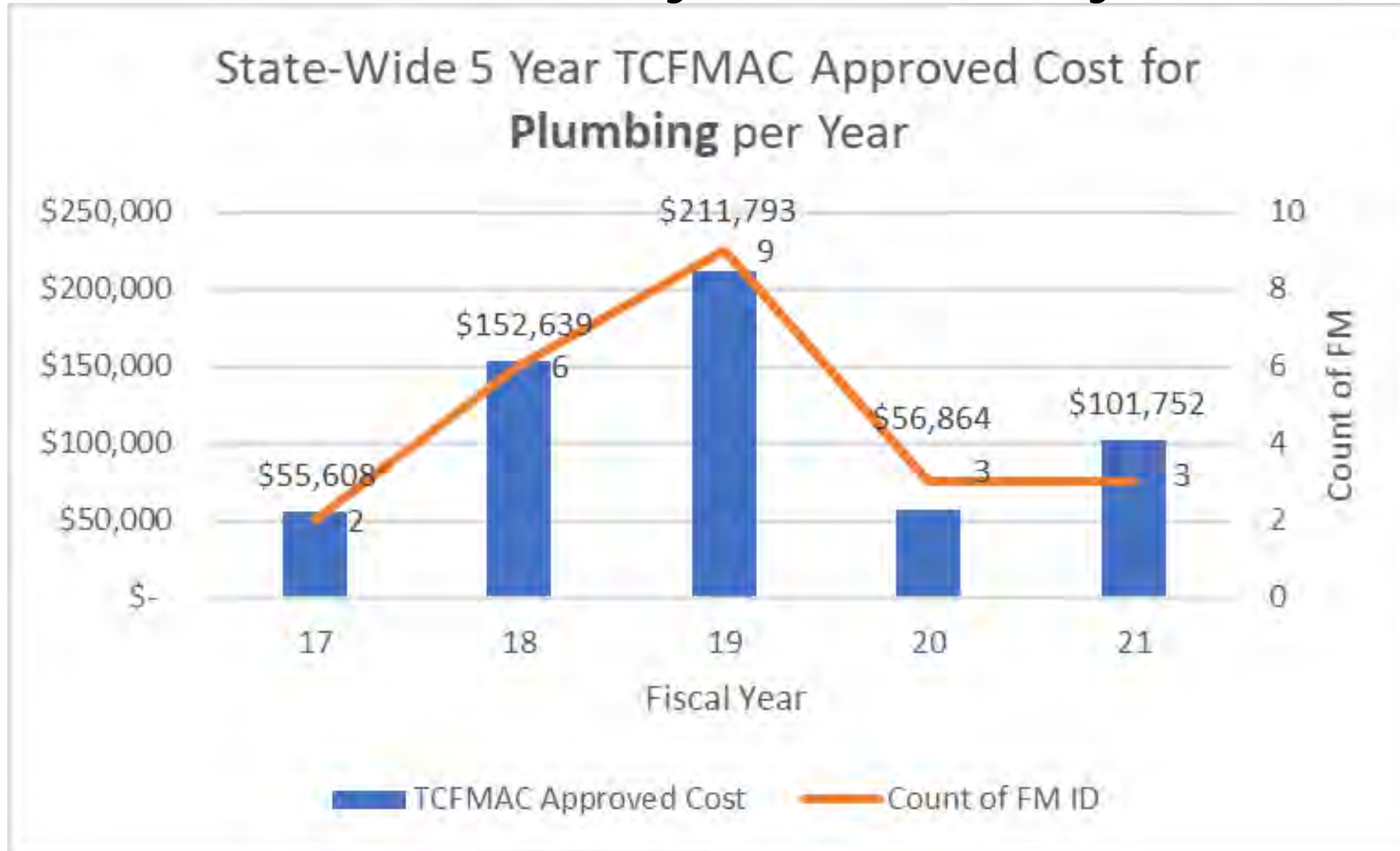
5-Year In-Custody Vandalism Analysis



5-Year In-Custody Vandalism Analysis

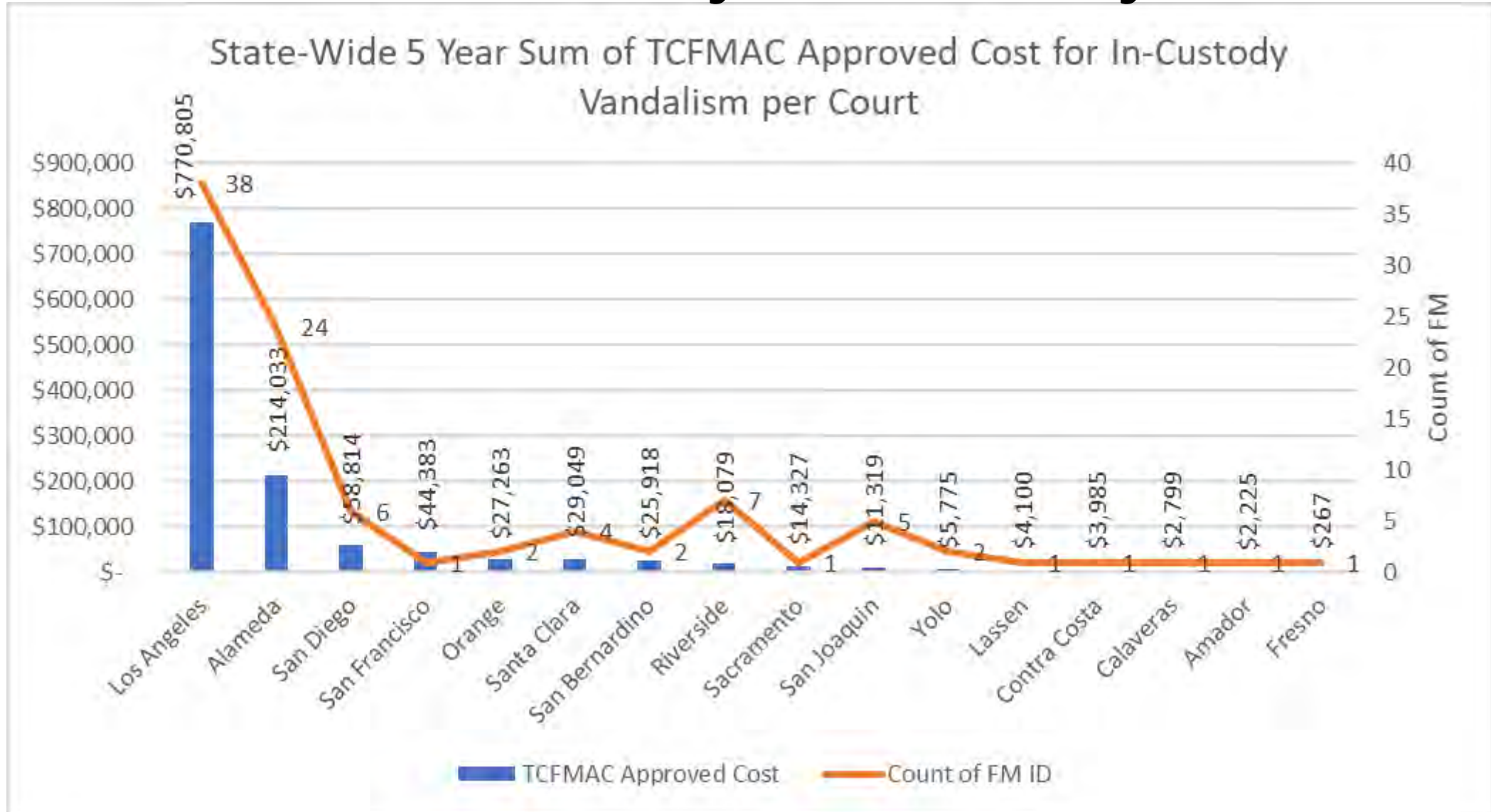


5-Year In-Custody Vandalism Analysis



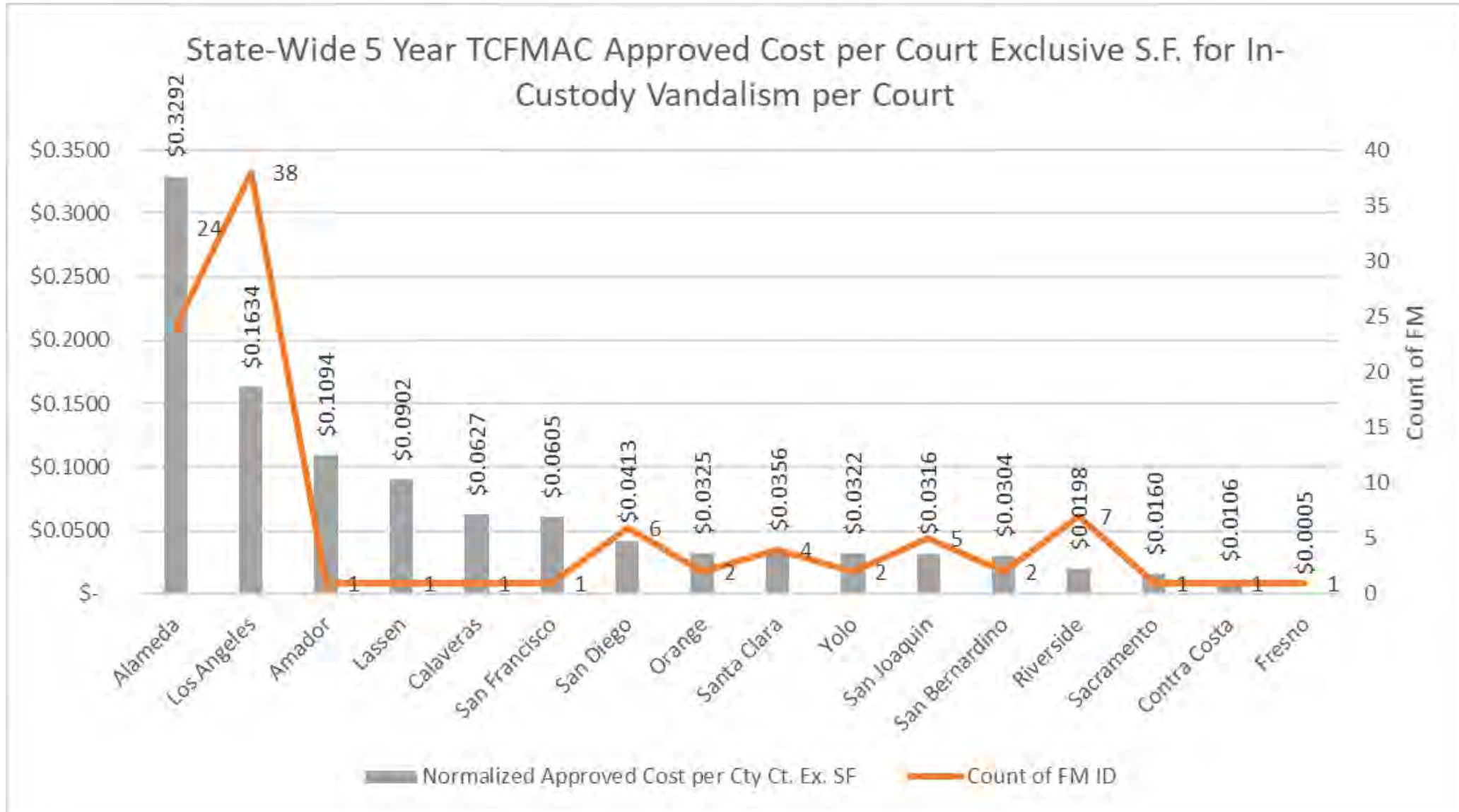
Discussion Item 5 - In-Custody Vandalism - Updated 5-Year Analysis

5-Year In-Custody Vandalism Analysis



Discussion Item 5 - In-Custody Vandalism - Updated 5-Year Analysis

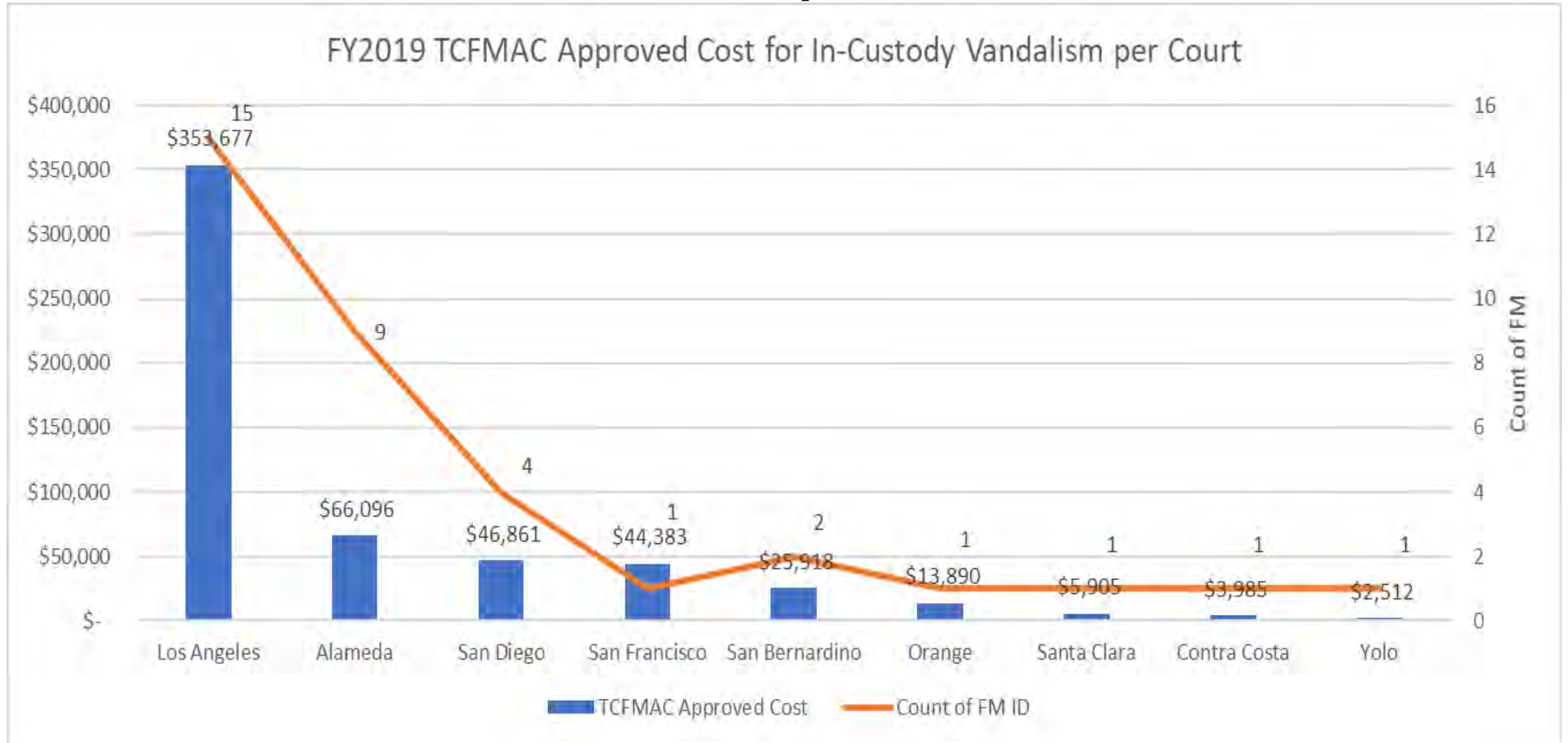
5-Year In-Custody Vandalism Analysis



Yearly In-Custody Vandalism by Court

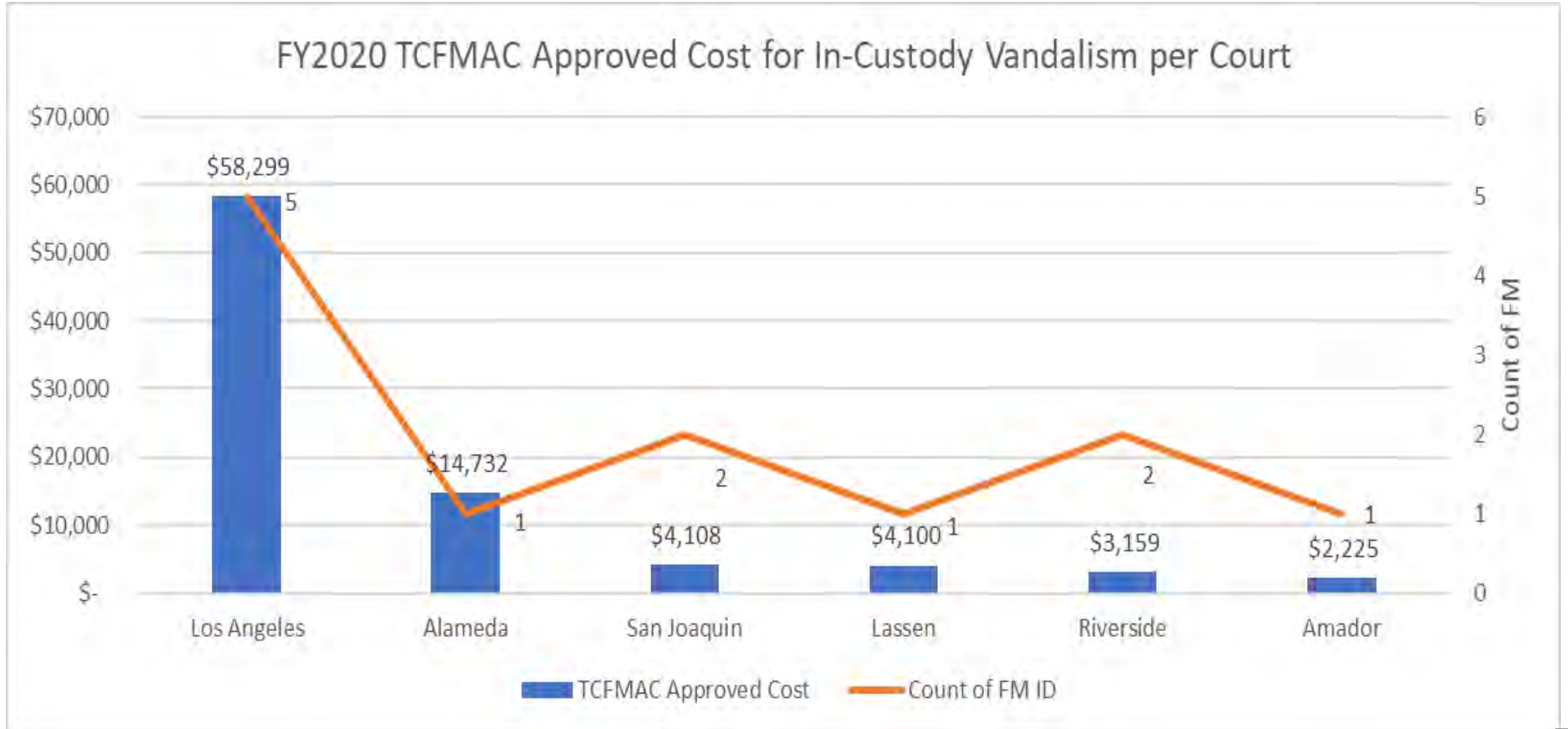
Discussion Item 5 - In-Custody Vandalism - Updated 5-Year Analysis

2019 Cost per Court



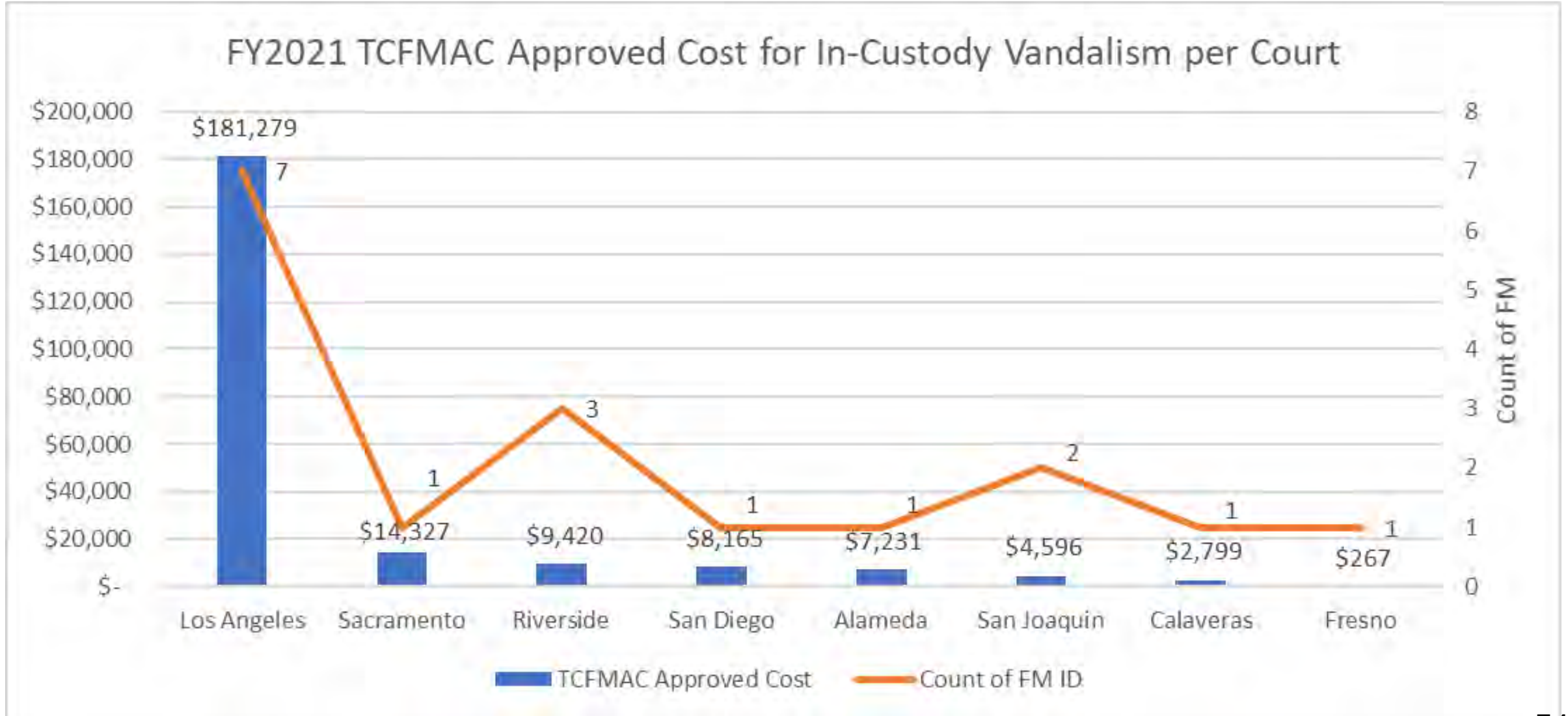
Discussion Item 5 - In-Custody Vandalism - Updated 5-Year Analysis

2020 Cost per Court



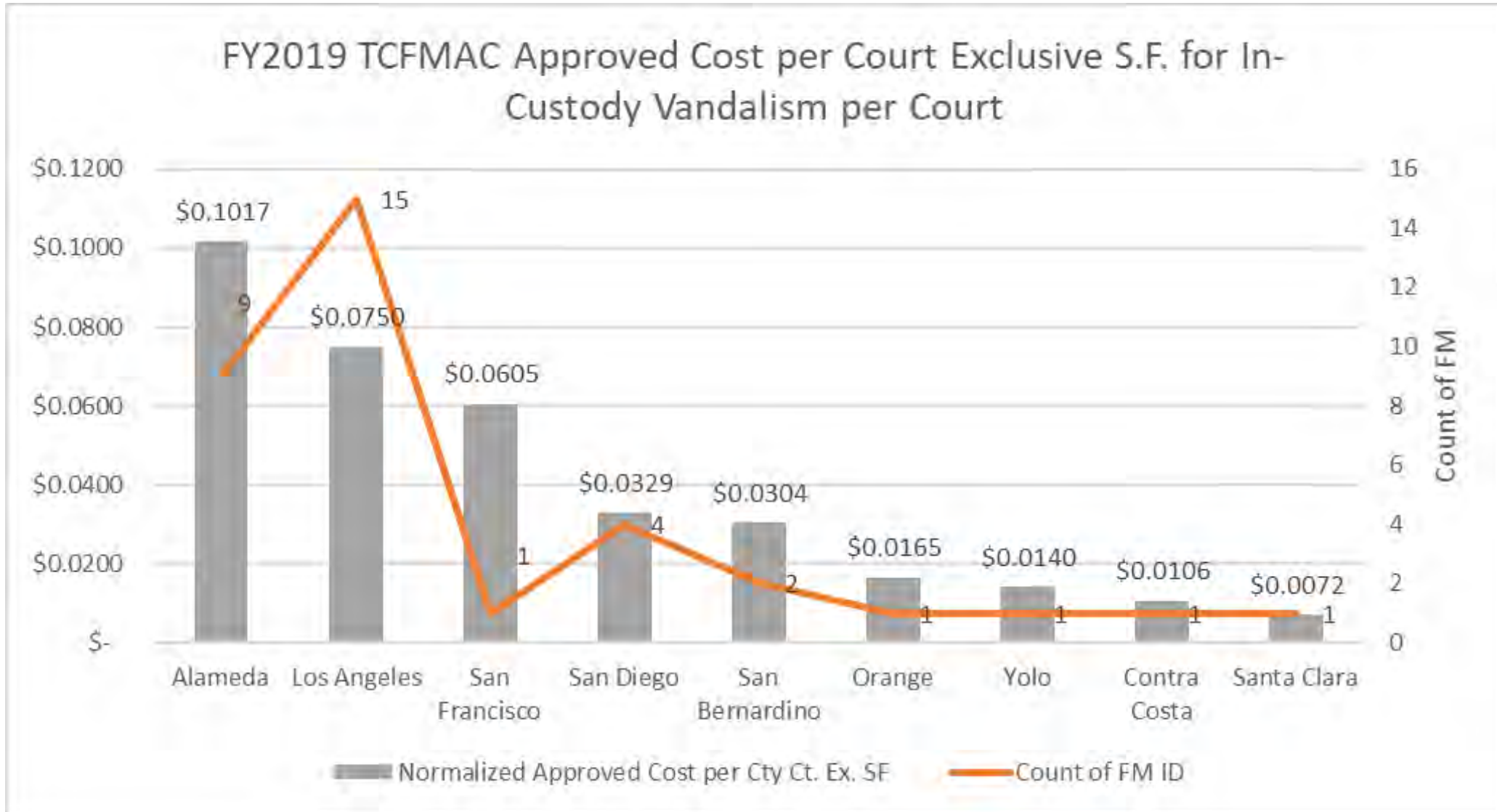
Discussion Item 5 - In-Custody Vandalism - Updated 5-Year Analysis

2021 Cost per Court



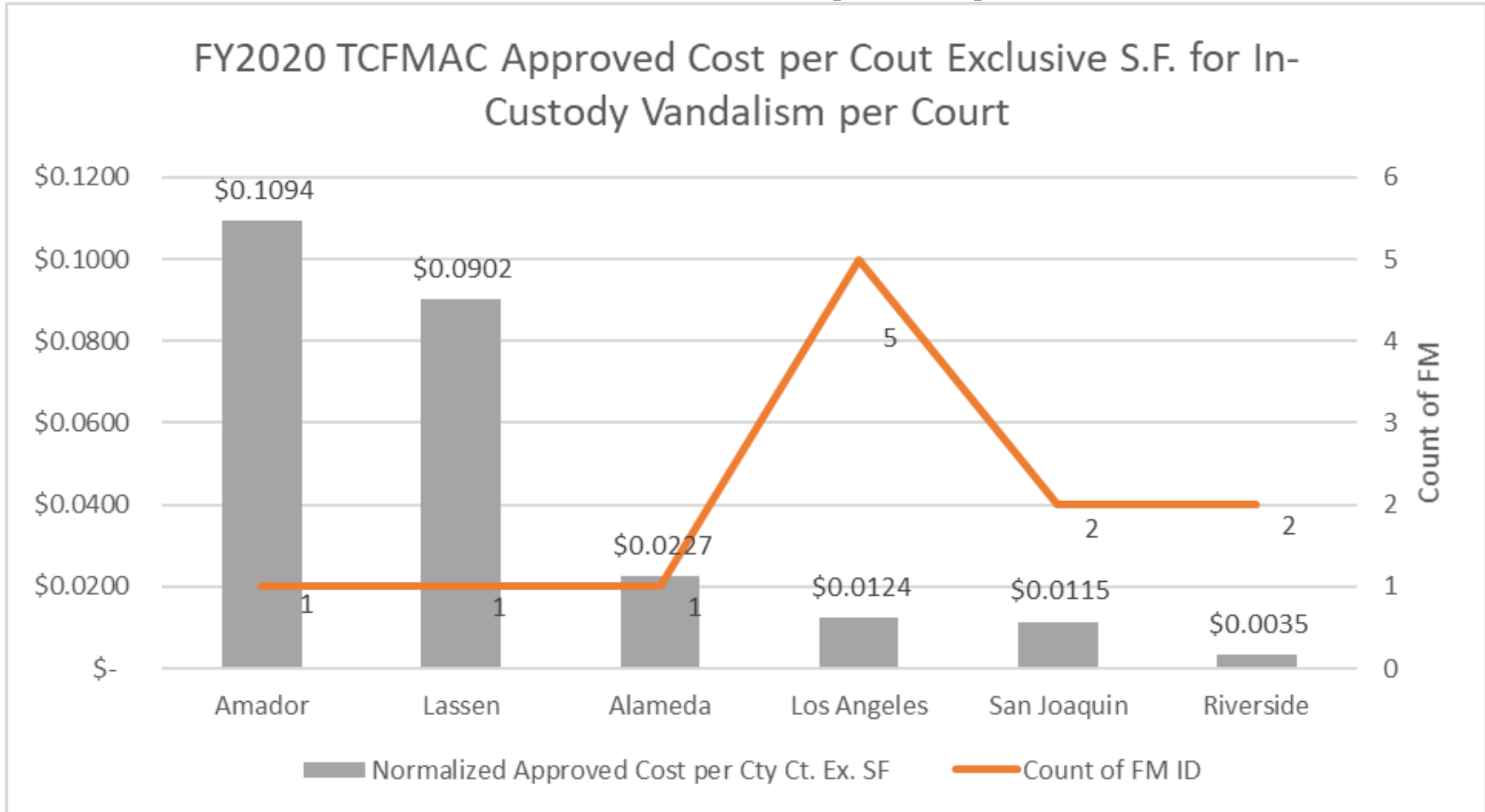
Discussion Item 5 - In-Custody Vandalism - Updated 5-Year Analysis

2019 Normalized Data per Square Foot



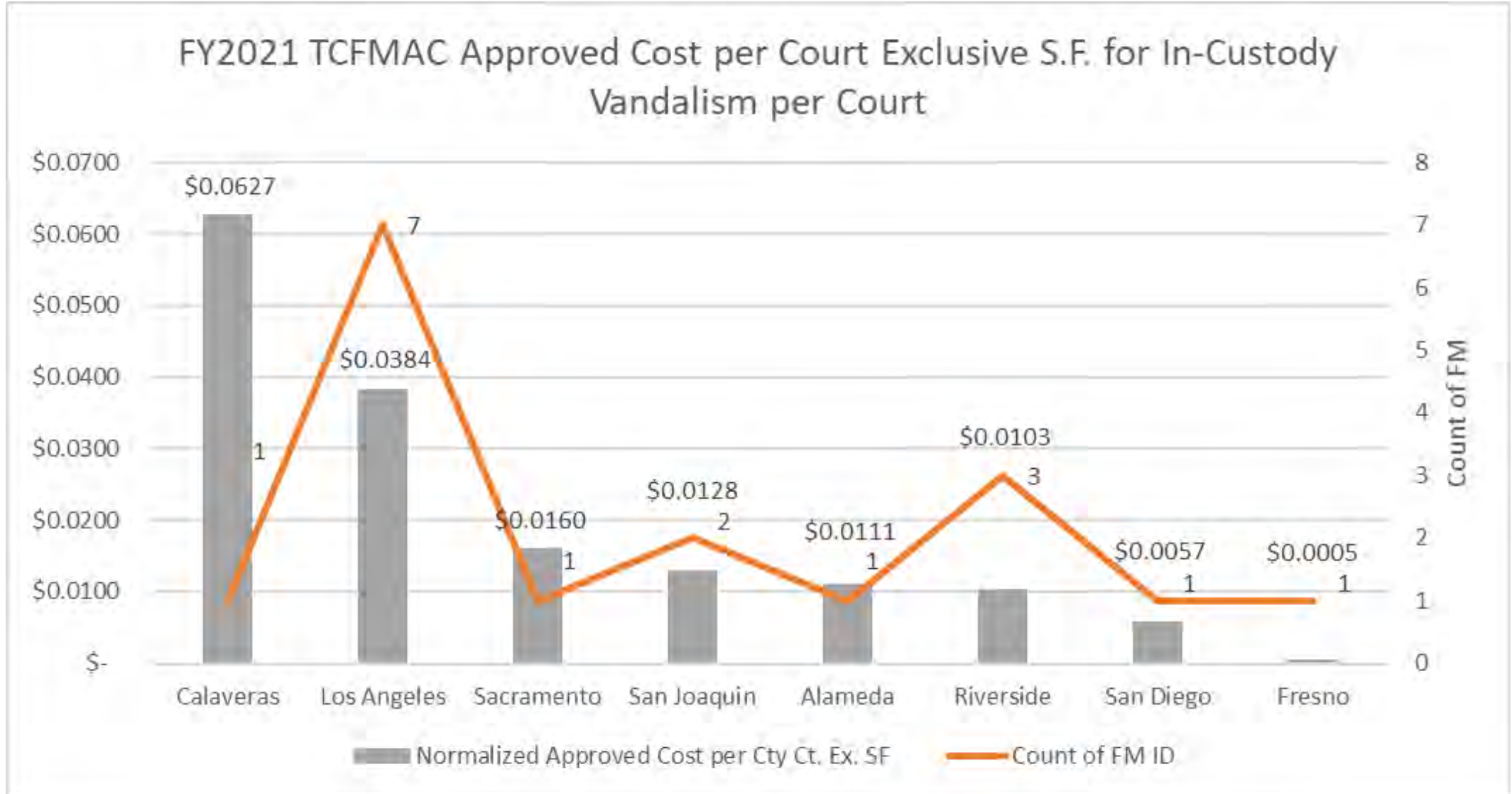
Discussion Item 5 - In-Custody Vandalism - Updated 5-Year Analysis

2020 Normalized Data per Square Foot



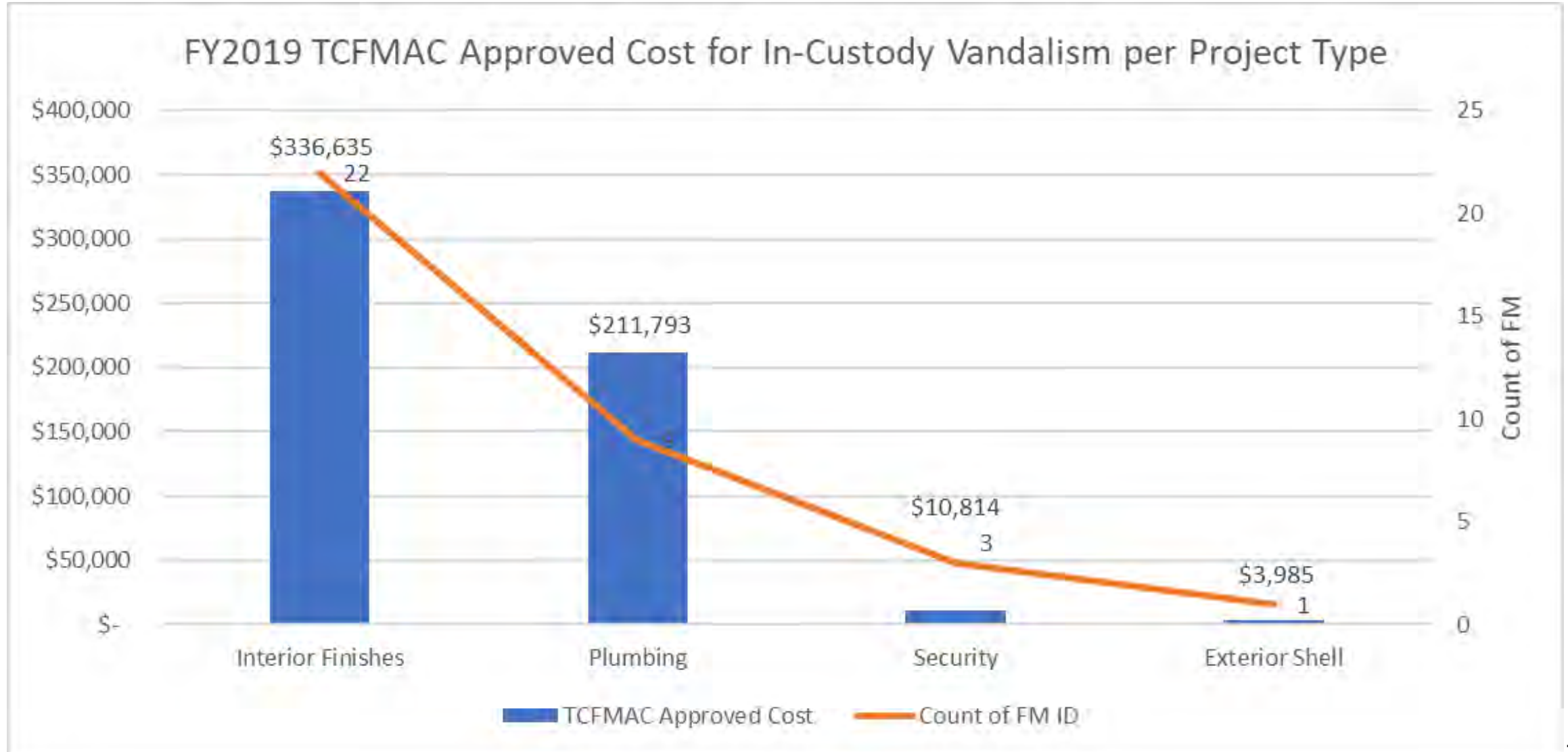
Discussion Item 5 - In-Custody Vandalism - Updated 5-Year Analysis

2021 Normalized Data per Square Foot



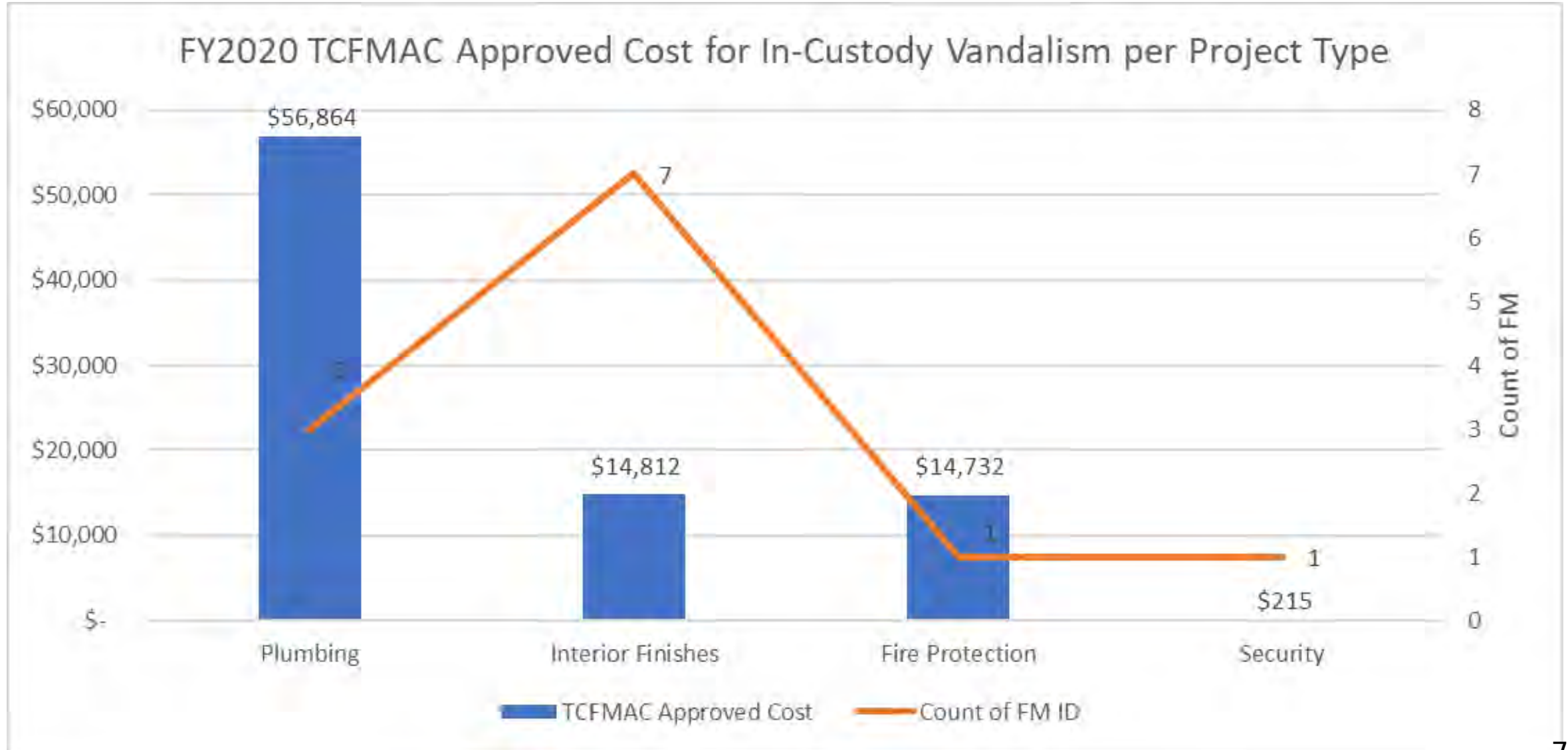
Discussion Item 5 - In-Custody Vandalism - Updated 5-Year Analysis

2019 Analysis per Project Type



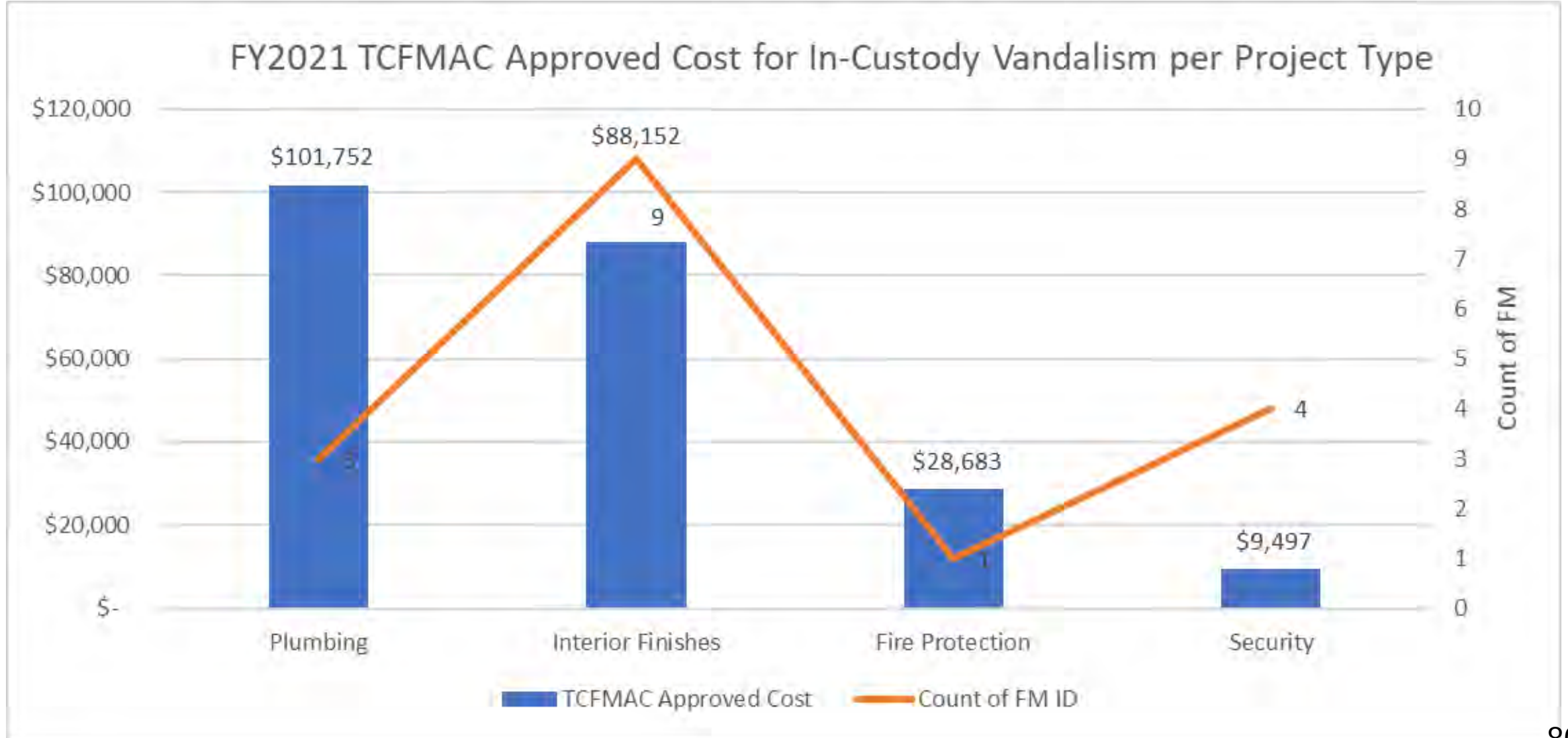
Discussion Item 5 - In-Custody Vandalism - Updated 5-Year Analysis

2020 Analysis per Project Type



Discussion Item 5 - In-Custody Vandalism - Updated 5-Year Analysis

2021 Analysis per Project Type



Discussion Item 6

Court Facilities Trust Fund (CFTF) Fund Status

Court Facilities Trust Fund Status Update

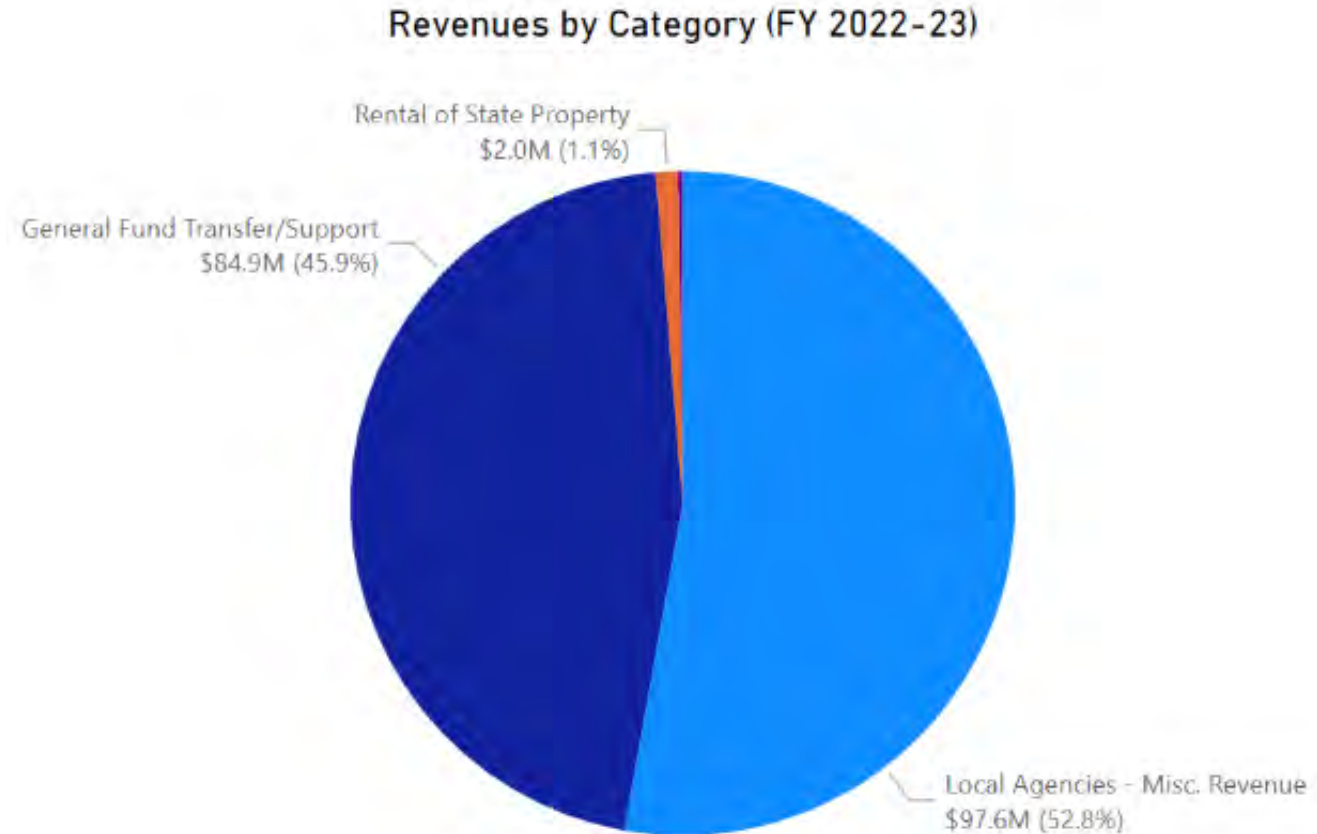
as of January 2023

Discussion Item 6

Court Facilities Trust Fund (CFTF) Fund Status

CFTF Funding Sources include:

- Local Agencies – Misc. Revenue
 - County Facility Payments (CFP's)
 - Night Court Fees
- Rental of State Property
 - Leases
 - Parking
- General Fund Support

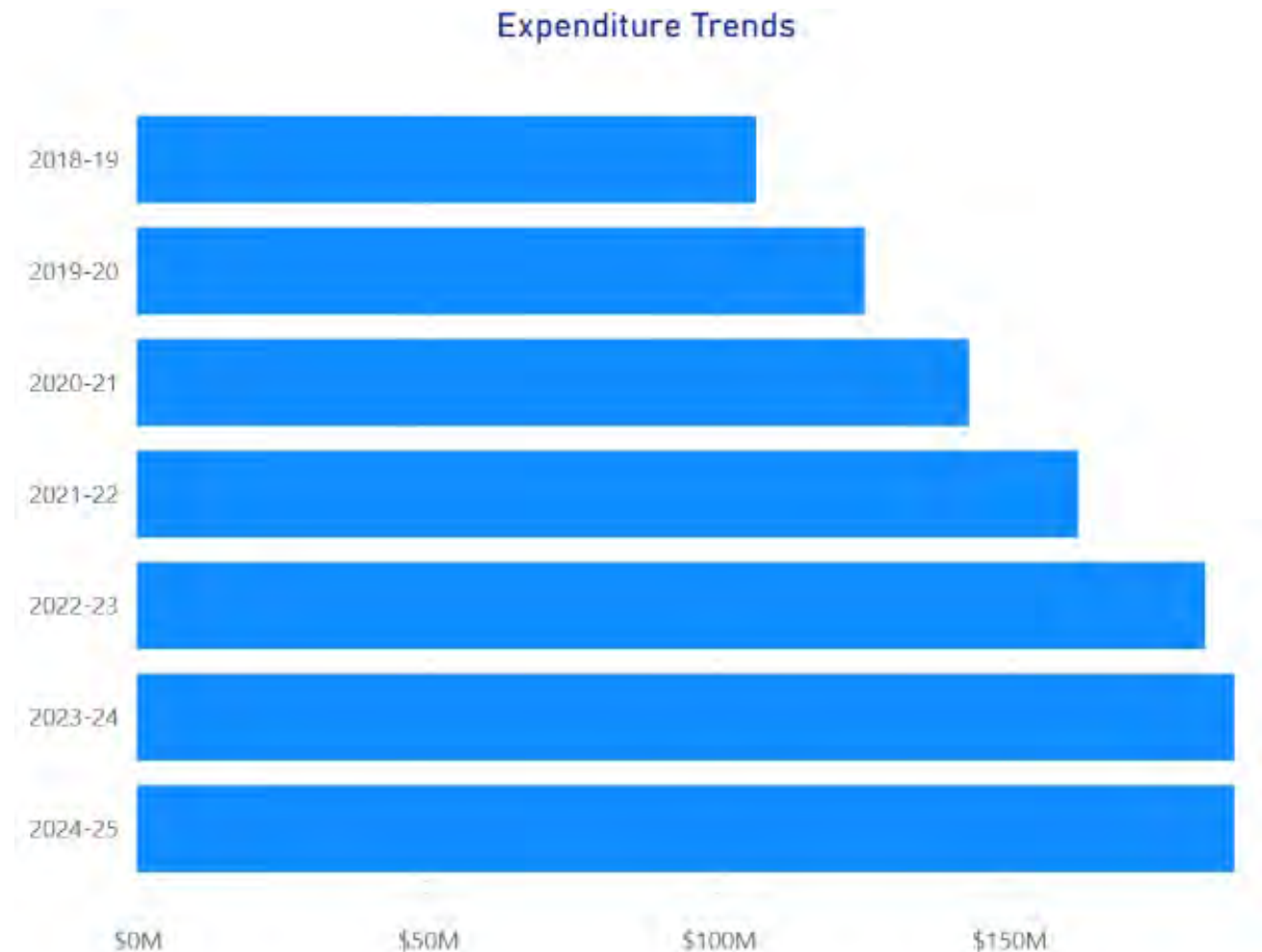


Discussion Item 6

Court Facilities Trust Fund (CFTF) Fund Status

CFTF Expenditures include:

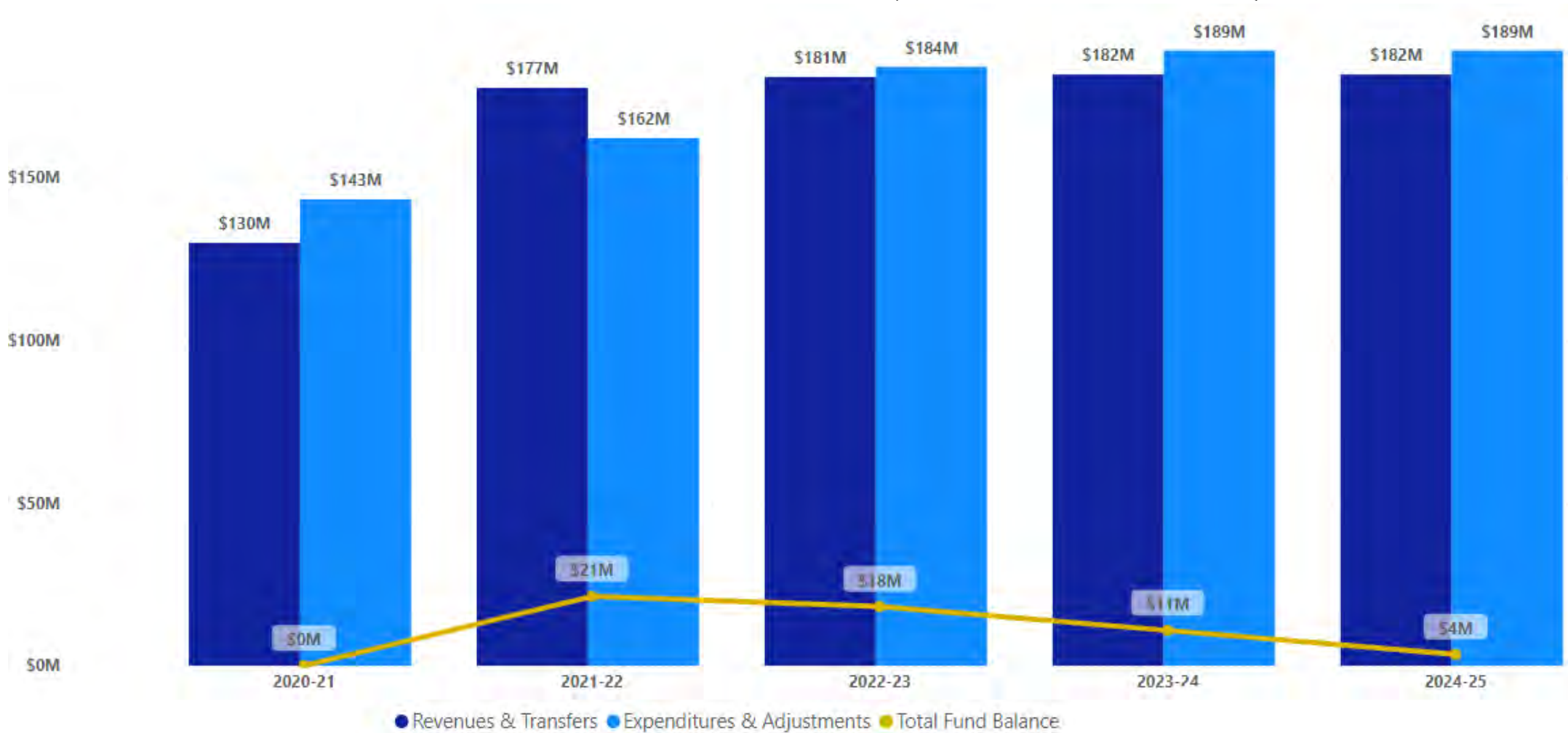
- Rent
- Utilities
- Routine Maintenance
- Insurance



Discussion Item 6

Court Facilities Trust Fund (CFTF) Fund Status

CFTF Fund Status (in thousands)



Discussion Item 6

Court Facilities Trust Fund (CFTF) Fund Status

CFTF Fund Condition Statement FY 2021-22 to FY 2024-25

	2021-22 Financial Statements	2022-23 Current Projection	2023-24 Current Projection	2024-25 Current Projection
	A	B	C	D
Beginning Balance	7,000	21,292,000	18,197,000	10,852,000
Prior Year Adjustments	<u>5,847,000</u>			
Adjusted Beginning Balance	\$5,854,000	\$21,292,000	\$18,197,000	\$10,852,000
Revenues, Transfers and Adjustments	92,593,000	95,935,000	96,685,000	96,685,000
General Fund Offset	<u>84,876,000</u>	<u>84,876,000</u>	<u>84,876,000</u>	<u>84,876,000</u>
Total Rev, Transfers, Adj, GF Offset	\$177,469,000	\$180,811,000	\$181,561,000	\$181,561,000
<u>Total Resources</u>	<u>\$183,323,000</u>	<u>\$202,103,000</u>	<u>\$199,578,000</u>	<u>\$192,413,000</u>
Total Expenditures	162,031,000	183,906,000	188,906,000	188,906,000
Fund Balance	\$21,292,000	\$18,197,000	\$10,852,000	\$3,507,000

Discussion Item 6

Court Facilities Trust Fund (CFTF) Fund Status

CFTF Key Takeaways

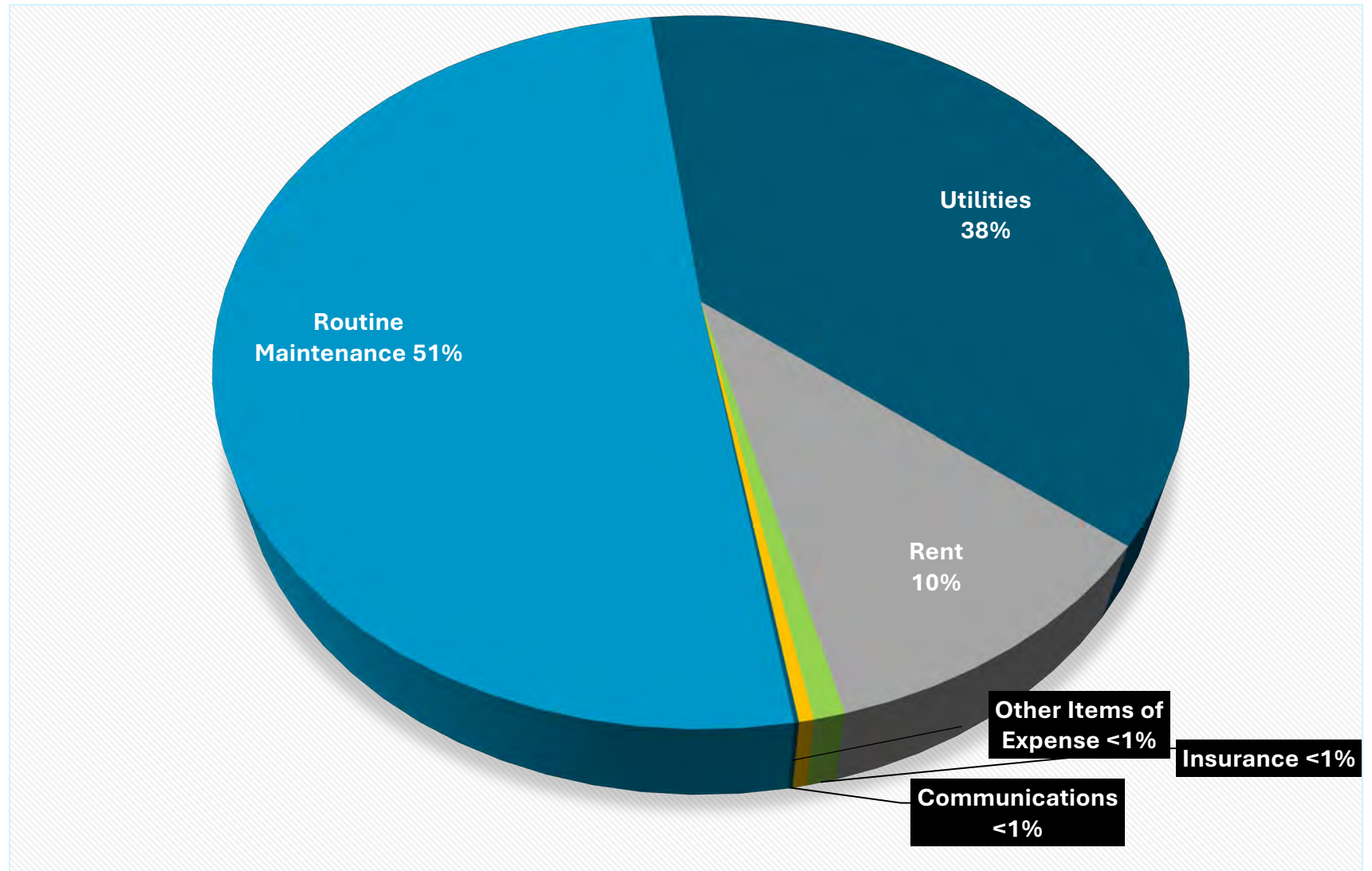
This status update keeps expenditures at a level consistent with available resources.



Information-Only Item 1

Fiscal Year 2021-22 Annual Report to the Legislature of Court Facilities Trust Fund (CFTF) Expenditures

- Refer to meeting materials for *Report to the Legislature: 2021-22 Court Facilities Trust Fund Expenditures*



Information-Only Item 2

Deferred Maintenance Funding - DMF-2 Projects Update

Project Status	Number of Projects	Original Estimate	Encumbered Amount
Roof Projects			
Completed	6	\$ 7,242,114	\$ 4,587,588
Deferred to next DMF	4	\$ 5,857,919	\$ 143,326
Subtotal	10	\$ 13,100,033	\$ 4,730,914
Elevator Projects			
Construction	3	\$ 3,966,517	\$ 10,751,081
Close-Out	1	\$ 2,060,363	\$ 1,513,410
Completed	13	\$ 13,868,145	\$ 17,253,959
Deferred to next DMF	2	\$ 720,203	\$ 356,024
Subtotal	19	20,615,227	29,874,474
BAS Projects			
Construction Design	1	\$ 1,945,000	\$ 1,635,624
Construction	1	\$ 1,624,000	\$ 1,650,904
Cancelled	1	\$ 124,000	\$ -
Completed	2	\$ 3,492,000	\$ 5,174,588
Deferred to next DMF	22	\$ 18,528,000	\$ 1,933,497
Subtotal	27	25,713,000	10,394,612
HVAC Cooling System			
Deferred to next DMF	1	\$ 537,636	\$ -
Subtotal	1	\$ 537,636	\$ -
Building Assessment			
Completed	1	\$ 5,000,000	\$ 5,000,000
Subtotal	1	\$ 5,000,000	\$ 5,000,000
Grand Total	58	\$ 64,965,896	\$ 50,000,000

Information-Only Item 3

Deferred Maintenance Funding - DMF-3 Projects Update

Project Status	Number of Projects	Original Estimate	Current Amount
Fire Alarm System Projects			
In Construction	1	\$ 4,618,237	\$ 10,717,118
In Construction (Design)	1	\$ 192,236	\$ 192,236
Agency Review	7	\$ 8,761,583	\$ 3,403,988
Cancelled	1	\$ 1,620,180	\$ -
Completed	1	\$ 626,072	\$ 686,658
Subtotal	11	\$ 15,818,308	\$ 15,000,000
Grand Total	11	\$ 15,818,308	\$ 15,000,000

Information-Only Item 4

Deferred Maintenance Funding - DMF-4 Projects Update

Project Status	Number of Projects	Original Estimate	Current Amount
Roof Projects			
Construction	10	\$ 5,678,506	\$ 12,552,645
Completed	1	\$ 1,096,944	\$ 2,455,362
Cancelled	1	\$ 1,503,042	\$ -
Deferred for the next DMF due to funding restraints	17	\$ 11,422,841	\$ 15,820,358
Subtotal	29	19,701,333	30,828,364
Elevator Projects			
Construction	9	\$ 44,040,635	\$ 48,629,255
Deferred for the next DMF due to funding restraints	8	\$ 26,725,804	\$ 26,725,804
Subtotal	17	70,766,439	75,355,060
Fire Protection Projects			
Construction	2	\$ 346,304	\$ 1,934,305
Cancelled	1	\$ 12,712	\$ -
Deferred for the next DMF due to funding restraints	1	\$ 12,740	\$ 14,331
Subtotal	4	371,757	1,948,636
Electrical Projects			
Cancelled	2	\$ 267,711	\$ -
Deferred for the next DMF due to funding restraints	19	\$ 5,109,039	\$ 5,109,039
Subtotal	21	5,376,750	5,109,039
BMS Projects			
Construction	24	\$ 33,168,488	\$ 68,749,775
Completed	2	\$ 585,385	\$ 1,068,130
Cancelled	2	\$ 10,408,422	\$ -
Deferred for the next DMF due to funding restraints	10	\$ 21,328,454	\$ 21,328,454
Subtotal	38	65,490,749	91,146,358
HVAC Projects			
Construction	4	\$ 2,082,835	\$ 7,043,281
Cancelled	1	\$ 2,765,405	\$ -
Deferred for the next DMF due to funding restraints	13	\$ 13,444,733	\$ 20,286,944
Subtotal	18	18,292,973	27,330,225
Grand Total	127	\$ 180,000,000	\$ 231,717,682

Information Only – Item 5

Architectural Revolving Fund – Projects Update

- Refer to materials for report

Meeting Calendar

Meeting Date	Type of Meeting*	Time
Friday, February 3, 2023	In Person Meeting*	10:00 - 3:00
Friday, March 10, 2023	Virtual Meeting	12:00 - 1:30
Monday, April 10, 2023	In Person Meeting*	10:00 - 3:00
Friday, May 19, 2023	In Person Meeting*	10:00 - 3:00
Monday, July 17, 2023	In Person Meeting*	10:00 - 3:00
Monday, August 28, 2023	Virtual Meeting	12:00 - 1:30
Friday, October 27, 2023	2-day Meeting Off-site 10/26/23 (tours) & 10/27/23 (in person meeting)	10:00 - 3:00
Monday, December 4, 2023	Virtual Meeting	12:00 - 1:30

Next Meeting

*In-Person meetings are held in Judicial Council offices in Sacramento unless otherwise noted and are subject to change.

Adjourn to Closed Session

- Closing Discussions
- Chair Closing Comments