

The background features a large, faint, blue-tinted seal of the Judicial Council of California. The seal depicts a woman in classical attire holding a spear and a shield, with a landscape and a ship in the background. The text "JUDICIAL COUNCIL OF CALIFORNIA" and "EUREKA" is visible around the perimeter of the seal.

Trial Court Facility Modification Advisory Committee Meeting

July 18, 2022



JUDICIAL COUNCIL
OF CALIFORNIA

Call to Order and Roll Call

- Chair Call to Order and Opening Comments
- Roll Call
 - Trial Court Facility Modification Advisory Committee Chair
 - Trial Court Facility Modification Advisory Committee Members
 - Facilities Services Staff
 - Guests



JUDICIAL COUNCIL
OF CALIFORNIA

Consent Calendar

- Minutes from open meeting on May 23, 2022



JUDICIAL COUNCIL
OF CALIFORNIA

Director's Report

- Budget News
- County Shared Cost Letters
- San Diego East County Regional Center Project
- Air Scrubber Policy
- Water Conservation
- Cost Escalation and Supply Chain Issues
- Staffing Updates



JUDICIAL COUNCIL
OF CALIFORNIA

Action Item 1

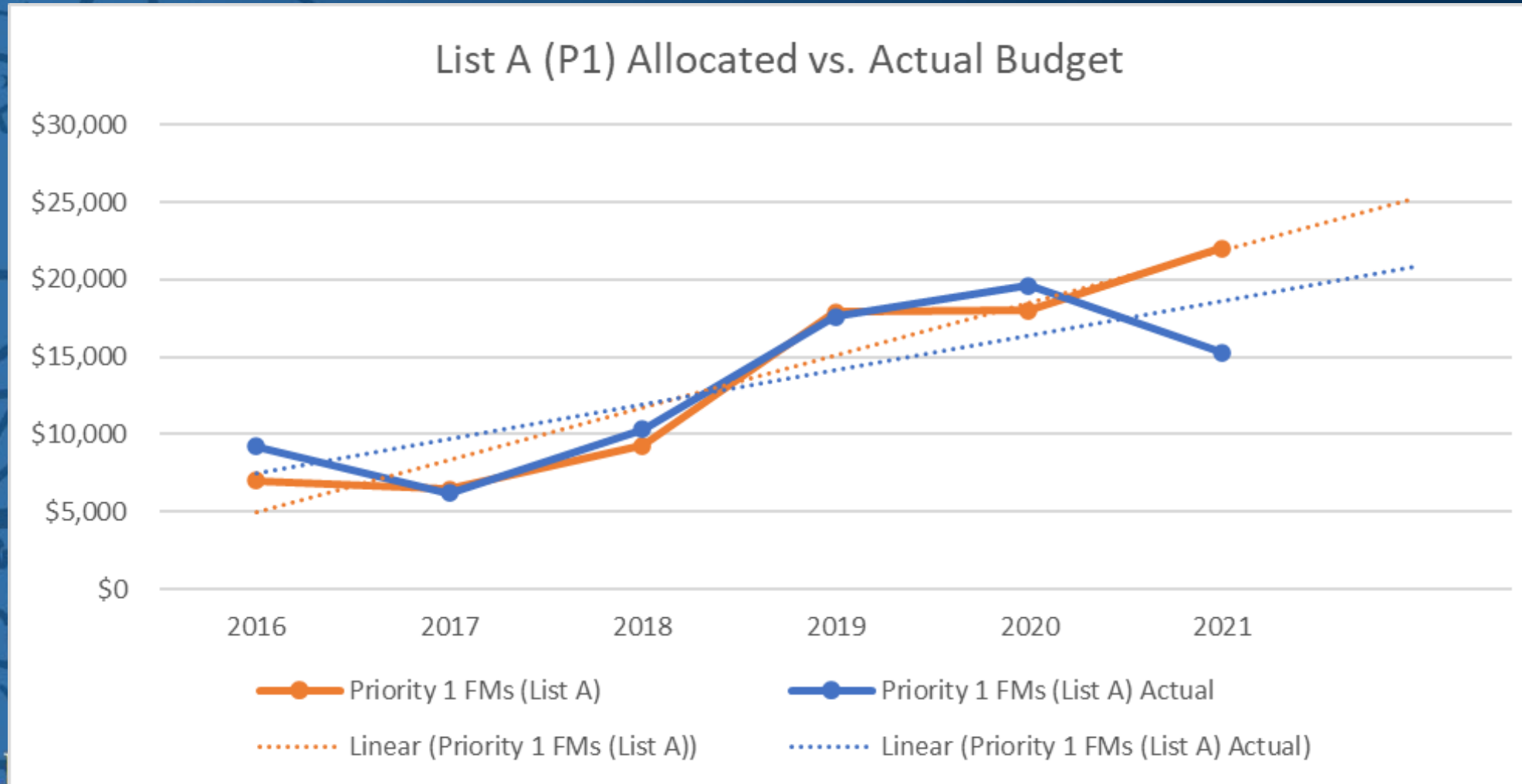
Fiscal Year 2022–23 Facility Modification Budget

FY 22-23 Projected FM Budget (\$1,000s)		
Budget Categories	Allocation	Percentage
Statewide Planning	\$3,000	3.7%
Priority 1 FMs	\$20,000	25.0%
FMs Less than \$100K	\$7,000	8.7%
Planned FMs	\$1,995	2.5%
FMs Less than \$2K	\$115	0.1%
FMs over \$100K	\$48,290	60.0%
Total	\$80,400	100%



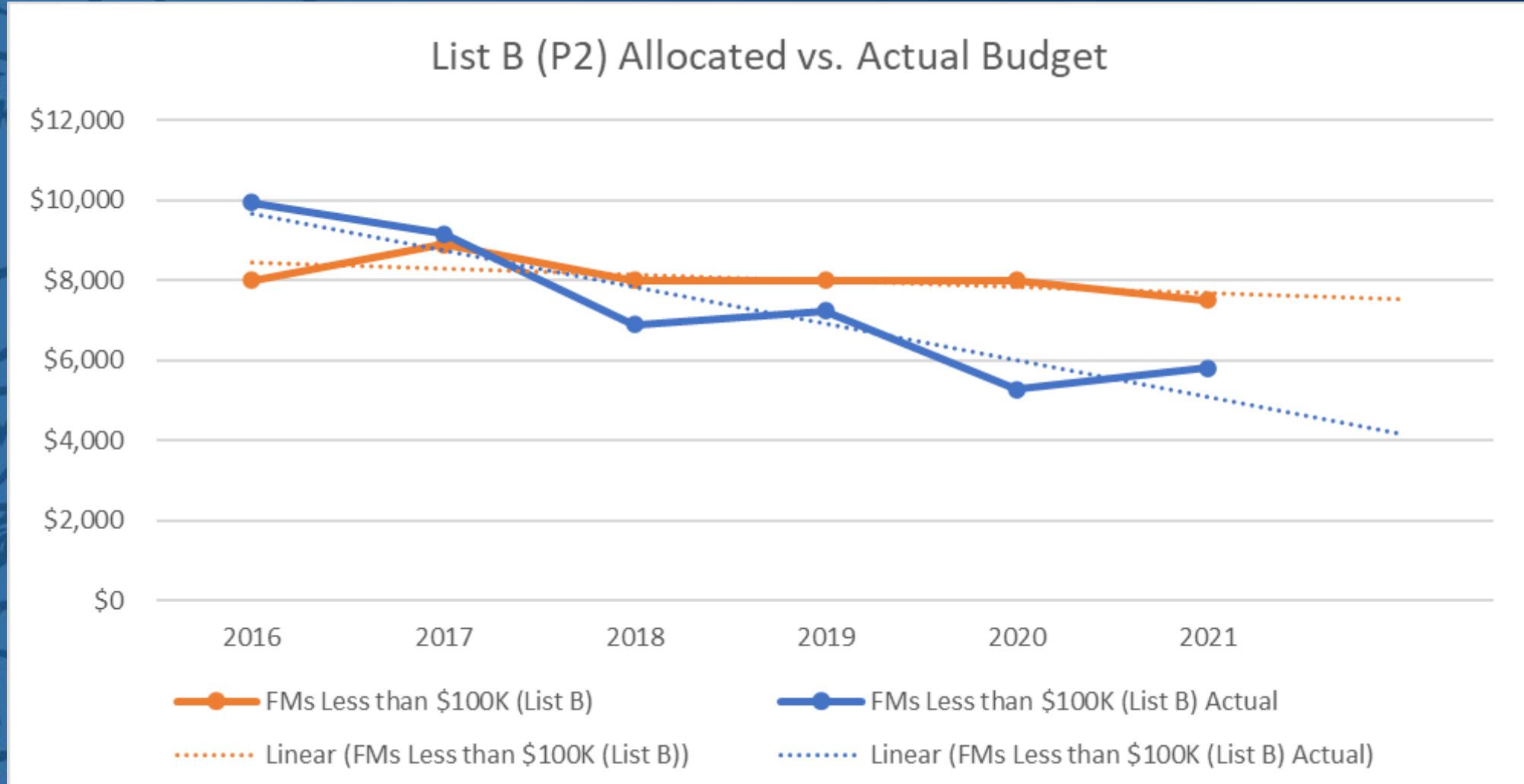
Action Item 1

Fiscal Year 2021–22 Facility Modification Budget



Action Item 1

Fiscal Year 2021–22 Facility Modification Budget



Action Item 1

Fiscal Year 2021–22 Facility Modification Budget

FY 21-22 Spending Plan

Spending Plan FY 2021-2022

July 2021	\$39,793
August 2021	\$6,000
October 2021	\$6,000
December 2021	\$6,000
January 2022	\$6,000
March 2022	\$6,000
April 2022	\$5,607
May 2022	\$5,000
Total	\$80,400

Statewide Planning	\$3,000
Priority 1 FMs	\$20,000
FMs Less than \$100K	\$7,000
Planned FMs	\$1,995
FMs Less than \$2K	\$115
FMs over \$100K & Cost Increases over \$50K	\$7,683
Total for July 2021	\$39,793

Action Item 1

Fiscal Year 2021–22 Facility Modification Budget

FM Budget Allocation FY 2016-2021

Budget	2017	2018	2019	2020	2021	2022
Statewide Planning	\$ 5,600	\$ 5,600	\$ 2,422	\$500	\$3,000	\$3,000
Priority 1 FMs	\$ 6,441	\$ 9,250	\$ 17,927	\$25,500	\$22,000	\$20,000
FMs Less than \$100K	\$ 8,900	\$ 8,000	\$ 8,000	\$5,500	\$7,500	\$7,000
Planned FMs	\$ 8,353	\$ 1,864	\$ 2,770	\$3,172	\$3,424	\$1,995
FM portion of the O&M Firm Fixed Price (FFP) Building's	\$ -	\$ -	\$ 8,750	\$5,158	\$ -	\$ -
FMs Less than \$2K	\$ -	\$ -	\$ -	\$92	\$650	\$115
FMs over \$100K*	\$ 35,706	\$ 40,286	\$ 25,131	\$25,078	\$28,426	\$48,290
Total	\$ 65,000	\$65,000	\$65,000	\$65,000	\$65,000	\$80,400

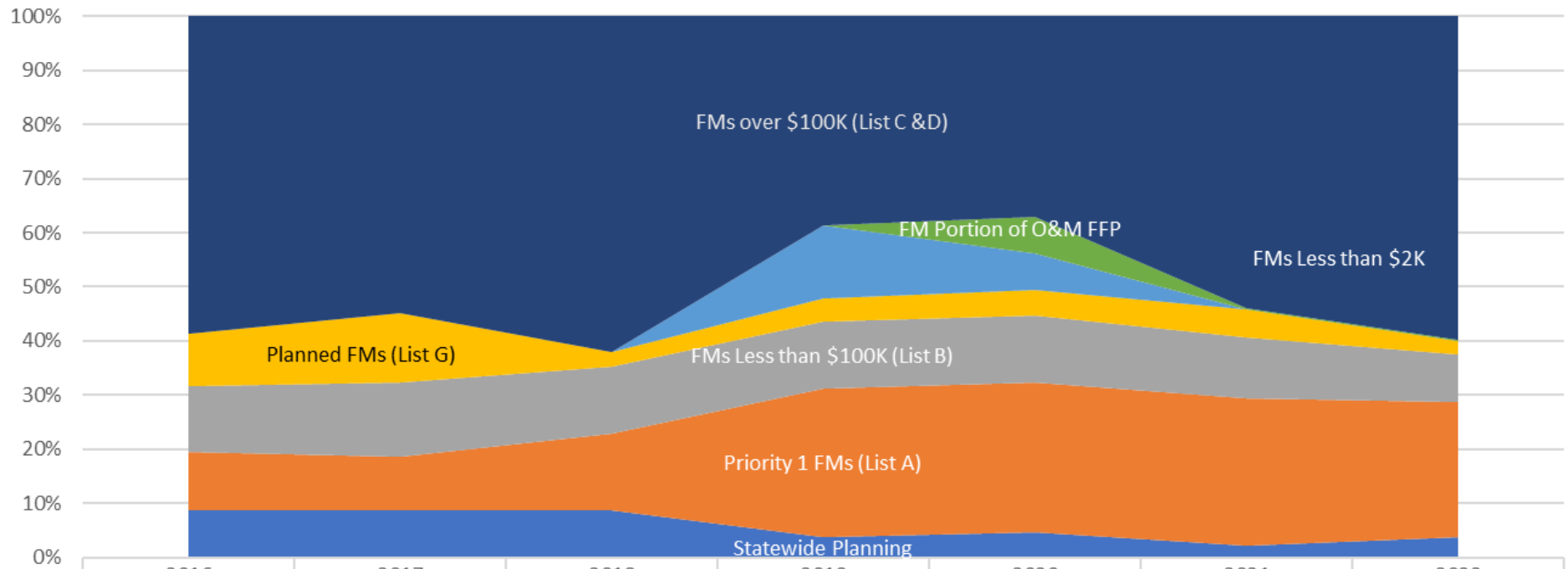
*FMs over \$100K (Revised without FFP markup)	\$ 30,609	\$ 35,633	\$ 25,131	\$25,078	\$28,576	\$47,890
--	------------------	------------------	------------------	-----------------	-----------------	-----------------



Action Item 1

Fiscal Year 2021–22 Facility Modification Budget

FM Budget Allocation FY 2016-2022



	2016	2017	2018	2019	2020	2021	2022
■ FMs over \$100K (List C & D)	\$38,198	\$35,706	\$40,286	\$25,131	\$24,078	\$35,086	\$47,890
■ FMs Less than \$2K	\$0	\$0	\$0	\$0	\$4,375	\$90	\$115
■ FM Portion of O&M FFP	\$0	\$0	\$0	\$8,750	\$4,375	\$0	\$0
■ Planned FMs (List G)	\$6,202	\$8,353	\$1,864	\$2,770	\$3,172	\$3,424	\$1,995
■ FMs Less than \$100K (List B)	\$8,000	\$8,900	\$8,000	\$8,000	\$8,000	\$7,293	\$7,000
■ Priority 1 FMs (List A)	\$7,000	\$6,441	\$9,250	\$17,927	\$18,000	\$17,707	\$20,000
■ Statewide Planning	\$5,600	\$5,600	\$5,600	\$2,422	\$3,000	\$1,400	\$3,000

Action Item 2

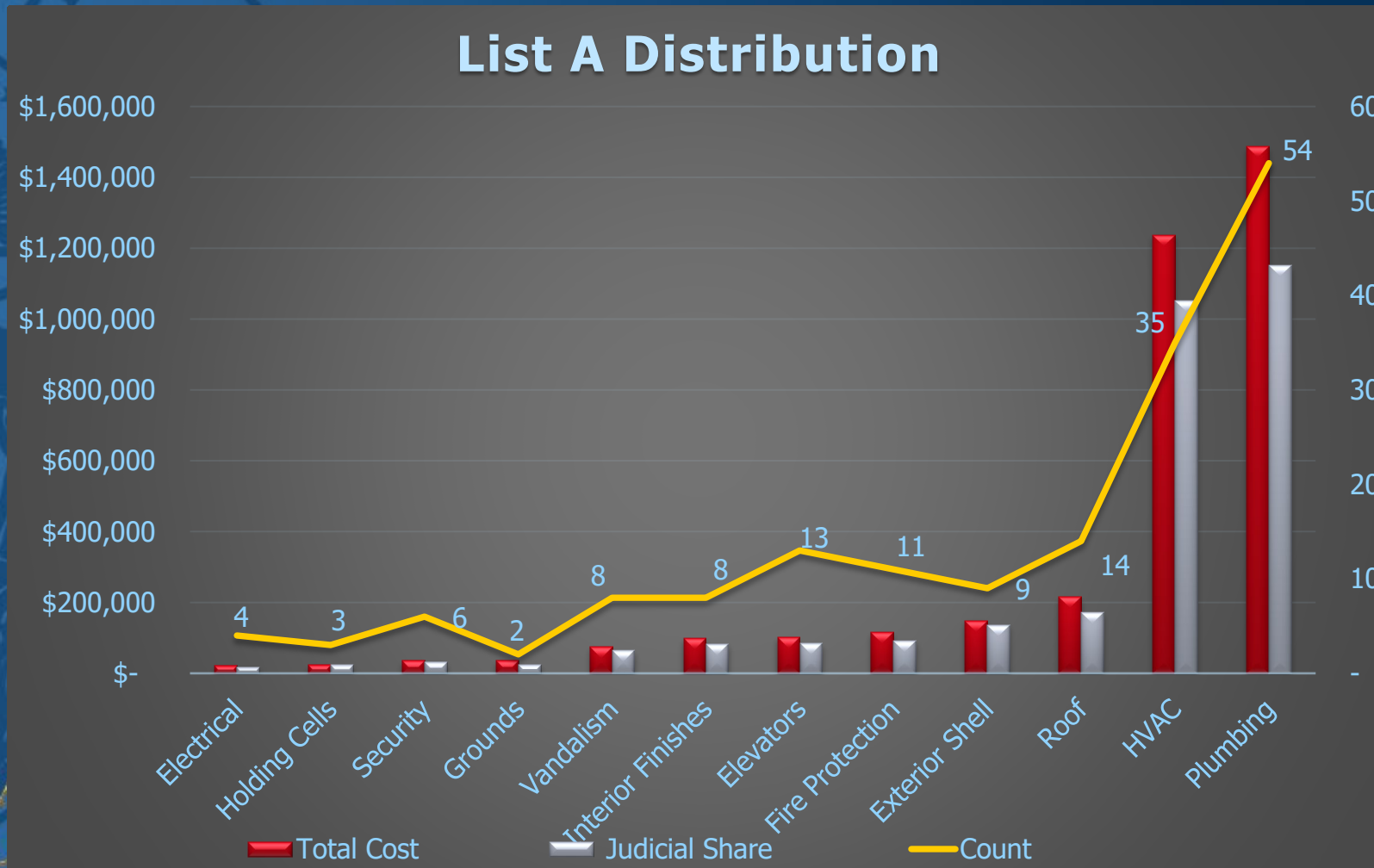
List A – Emergency Facility Modifications (Priority 1)

- There were 167 new Priority 1 FMs this period
- Total estimated FM Program budget share is \$2,936,140



Action Item 2

List A – Emergency Facility Modifications (Priority 1)



JUDICIAL COUNCIL OF CALIFORNIA
OF CALIFORNIA

Action Item 2

List A – Emergency Facility Modifications (Priority 1)



FM-2002242 Los Angeles Burbank Courthouse – Exterior Shell



Action Item 2

List A – Emergency Facility Modifications (Priority 1)


FM-2002419 Calaveras Superior Court - Roof



Action Item 2

List A – Emergency Facility Modifications (Priority 1)

FM-2002429 Los Angeles East LA Courthouse – Exterior Shell



Action Item 2

List A – Emergency Facility Modifications (Priority 1)

FM-2002490 Los Angeles East Parking Structure - Plumbing



JUDICIAL COUNCIL
OF CALIFORNIA

Action Item 3

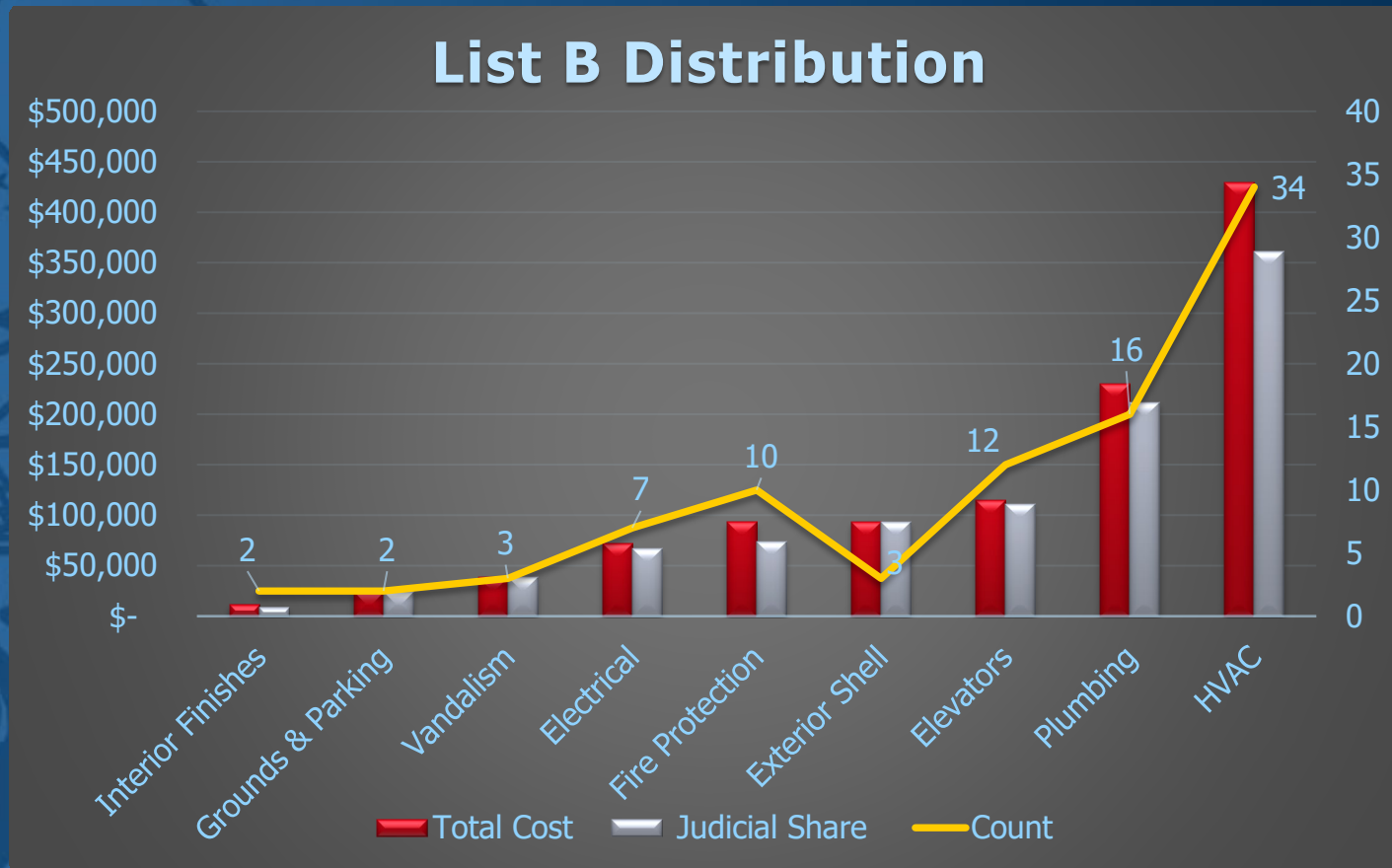
List B – Facility Modifications Under \$100K (Priority 2)

- There were 89 new P2 FMs under \$100K this period
- Total estimated FM Program budget share is \$990,726



Action Item 3

List B – Facility Modifications Under \$100K (Priority 2)



JUDICIAL COUNCIL
OF CALIFORNIA

Action Item 3

List B – Facility Modifications Under \$100K (Priority 2)

FM-2002277 San Mateo Central Branch - Plumbing



Action Item 3

List B – Facility Modifications Under \$100K (Priority 2)

FM-2002355 San Francisco Civic Center Courthouse – Exterior Shell



OF CALIFORNIA

Action Item 3

List B – Facility Modifications Under \$100K (Priority 2)

FM-2002367 Kings Superior Court – Plumbing



Action Item 3

List B – Facility Modifications Under \$100K (Priority 2)

FM-2002495 San Diego East County Regional Center – Fire Protection



JUDICIAL COUNCIL
OF CALIFORNIA

Action Item 4

List C – Cost Increases Over \$50K

- Impacts 3 FM projects
- Total FM Value - \$162,326
- Program Budget Impact - \$117,347



Action Item 4

List C – Cost Increases Over \$50K

San Diego East County Regional Center – FM-2001730 – Plumbing

County	Building	Bldg. ID	FM ID	Original Funded Cost	Current Cost Estimate	Amount of Increase
San Diego	East County Regional Center	37-I1	FM-2001730	\$26,151	\$78,328	\$52,177

Reason for Increase: The initial cost for this P1 did not include all the costs for the project.

Notes: FM Program Budget Share is 67.71%, therefore cost increase to FM Budget is \$35,329.



Action Item 4

List C – Cost Increases Over \$50K

Los Angeles Pomona Courthouse South – FM-2001258 – Electrical

County	Building	Bldg. ID	FM ID	Original Funded Cost	Current Cost Estimate	Amount of Increase
Los Angeles	Pomona Courthouse South	19-W1	FM-2001258	\$45,000	\$99,508	\$54,508

Reason for Increase: The additional cost is for replacement of 250 feet of electrical line and remediation of flooring and concrete for ACM.

Notes: FM Program Budget Share is 91.14%, therefore cost increase to FM Budget is 49,679.



Action Item 4

List C – Cost Increases Over \$50K

Los Angeles El Monte Courthouse – FM-0061639 – Elevators

County	Building	Bldg. ID	FM ID	Original Funded Cost	Current Cost Estimate	Amount of Increase
Los Angeles	El Monte Courthouse	19-01	FM-0061639	\$2,730,087	\$2,785,728	\$55,641

Reason for Increase: The cost includes installation of ATS switches and required remediation for this work.

Notes: FM Program Budget Share is 58.12%, therefore cost increase to FM Budget is \$32,339.



Action Item 5

List D – Facility Modifications over \$100K (Priority 2) and Priority 3 Projects

- Review Priority 2 and Priority 3 FMs over \$100K
- Approve 9 projects for a total cost to the Facility Modification Program budget of \$7,565,910



Action Item 6

Trial Court Facility Modifications Q4 Report and Annual Summary of Facility Modifications for Fiscal Year 2021–22

- Review and approve for submission to the Judicial Council:
 - Facility Modifications Report for Q4 of FY 21–22
 - Facility Modifications Annual Summary Report for FY 21–22



Discussion Item 1

List E – Court Funded Requests

Approved CFRs:

1. Stanislaus – (Lease) Modesto Civil Court - \$808,437
2. Stanislaus – (Lease) Modesto Civil Court - \$1,473,899

There were no CFRs canceled this reporting period.



Discussion Item 2

List F – Funded FMs on Hold

- FMs on Hold for Shared Cost Approval
 - 7 Projects
 - \$ 13,635,671 JCC Share



Discussion Item 3

Trial Courts Real Estate Expense & Revenue Forecast

FY 2022-23 – Lease & License Expense Forecast

Expenses by Fund	No. of Agreements	Square Footage	Projected Expenses
Court Facilities Trust Fund (CFTF)	57	825,404	\$ 17,035,040
Trial Court Trust Fund (TCTF)	13	51,891	\$ 636,981
Trial Court Trust Fund (TCTF) - Temporary Jury Assembly	2	24,600	\$ 90,600
Courthouse Construction Fund (CCF)	4	30,254	\$ 1,036,983
Court Facilities Architectural Revolving Fund (CFARF)	1	2,000	\$ 17,100
General Fund (GF)	1	43,407	\$ 1,090,266
No Fee	26	115,519	\$ -
Total	104	1,093,075	\$ 19,906,970



Discussion Item 3

Trial Courts Real Estate Expense & Revenue Forecast

FY 2022-23 – Lease & License Revenue Forecast

Fund	No. of Agreements	Square Footage	Projected Revenue
Court Facilities Trust Fund (CFTF)	90	133,937	\$ 2,040,380
State Court Facilities Construction Fund (SCFCF)	9	1,561	\$ 51,061
No Fee	140	67,781	\$ -
Total	239	272,343	\$ 2,091,442



Discussion Item 3

Trial Courts Real Estate Expense & Revenue Forecast

FY 2022-23 - Number of Agreements by Court

Court	No. of Expense Agreements	Projected Expenses	No. of Revenue Agreements	Projected Revenue
Alameda	2	\$0	8	\$125,638
Butte	1	\$0		
Calaveras			1	\$0
Contra Costa	2	\$536,371	8	\$39,302
El Dorado			1	\$0
Fresno	3	\$932,000	3	\$39,114
Glenn	4	\$117,196		
Imperial			3	\$6,237
Inyo	4	\$108,218		
Kern	5	\$905,888	1	\$40,742
Kings			2	\$5,577
Lake	2	\$34,246		
Los Angeles	10	\$3,827,000	124	\$1,372,899
Marin	1	\$0		
Mariposa	6	\$126,348		
Mendocino	1	\$0	1	\$0
Merced	3	\$133,955	4	\$0
Mono	1	\$0		
Monterey	2	\$102,614	2	\$24,113
Napa	1	\$60,000		
Nevada	1	\$34,702		
Orange	5	\$1,363,566	26	\$15,624
Placer	1	\$117,784	1	\$0

Discussion Item 3

Trial Courts Real Estate Expense & Revenue Forecast

FY 2022-23 - Number of Agreements by Court

Court	No. of Expense Agreements	Projected Expenses	No. of Revenue Agreements	Projected Revenue
Riverside	6	\$775,709	2	\$7,093
Sacramento	4	\$5,511,603	4	\$28,152
San Bernardino	13	\$831,905	7	\$9,372
San Diego	2	\$184,572	20	\$245,409
San Francisco	1	\$365,850	2	\$20,587
San Joaquin	2	\$238,941	5	\$21,813
San Luis Obispo	1	\$49,512		
San Mateo			1	\$0
Santa Barbara	1	\$37,080		
Santa Clara	1	\$188,181	3	\$20,861
Santa Cruz	2	\$57,969		
Shasta	1	\$4,723		
Siskiyou			1	\$48,000
Solano	2	\$410,217		
Sonoma	3	\$1,435,140	2	\$0
Stanislaus	5	\$1,339,539		
Sutter			1	\$3,754
Tehama	1	\$0		
Tulare	3	\$48,399	4	\$5,344
Ventura			1	\$11,813
Yolo			1	\$0
Yuba	1	\$27,742		
Total	104	\$19,906,970	239	\$2,091,442



Discussion Item 3

Trial Courts Real Estate Expense & Revenue Forecast Parking Program Review

- Started in 2012 with transition
- Contract renewed with ABM Parking in 2018
- Contract duration is 5 years
- JCC/Court revenue vs expense
- All court staff receive parking hang tags
- All jurors park free of charge
- Benefits to the courts:
 - Parking lot control
 - Minimize trash accumulation
 - Observe and report any issues



JUDICIAL COUNCIL
OF CALIFORNIA

Discussion Item 3

Trial Courts Real Estate Expense & Revenue Forecast

Judicial Council Managed Lots

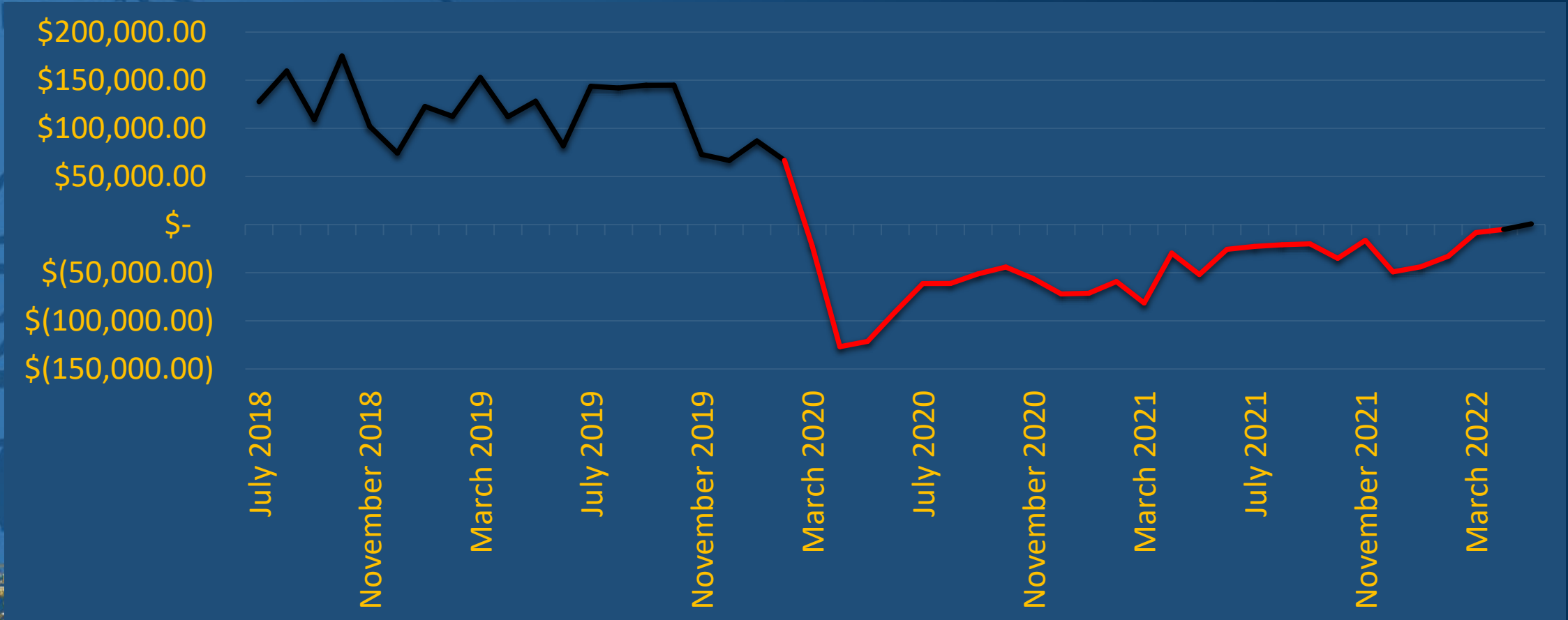
1. Airport
2. Edelman
3. Van Nuys
4. Pasadena
5. Beverly Hills
6. Whittier
7. Metro A
8. Metro B
9. Inglewood East/West
10. Pomona
11. Compton
12. El Monte
13. Chatsworth
14. San Fernando A, B, and C
15. Hollywood
16. Alhambra
- 17. Carol Miller**
- 18. Santa Barbara**



Discussion Item 3

Trial Courts Real Estate Expense & Revenue Forecast

Net Operating Income FY 2018/19 - Present



OF CALIFORNIA

Discussion Item 4

Report on Facility Modification Projects \$2,000 and Less for Fiscal Year 2021–22

Period from 7/1/2021 –6/30/2022

Request Type	No. of Projects	FM Program Share of Cost
Electrical	30	\$ 17,094
Elevators, Escalators, & Hoists	2	\$ 1,138
Fire Protection	5	\$ 4,209
Grounds and Parking Lot	3	\$ 3,822
Holding Cell	2	\$ 962
HVAC	29	\$ 25,634
Interior Finishes	8	\$ 3,947
Plumbing	16	\$ 14,017
Security	2	\$ 888
Vandalism	3	\$ 1,061
Grand Total	100	\$ 72,772



Discussion Item 5

Facilities Maintenance Performance Report

- Two “Models” for Maintenance and Operations
 - Service Providers
 - BANCRO - Enovity
 - NCRO - Pride
 - SRO - Pride
 - Delegation Program
 - Riverside
 - Orange
 - San Luis Obispo
 - Imperial



Statewide Map

Service Provider and Delegated Court Performance Report



JUDICIAL COUNCIL
OF CALIFORNIA

Enovity BANCRO - Preventive Maintenance

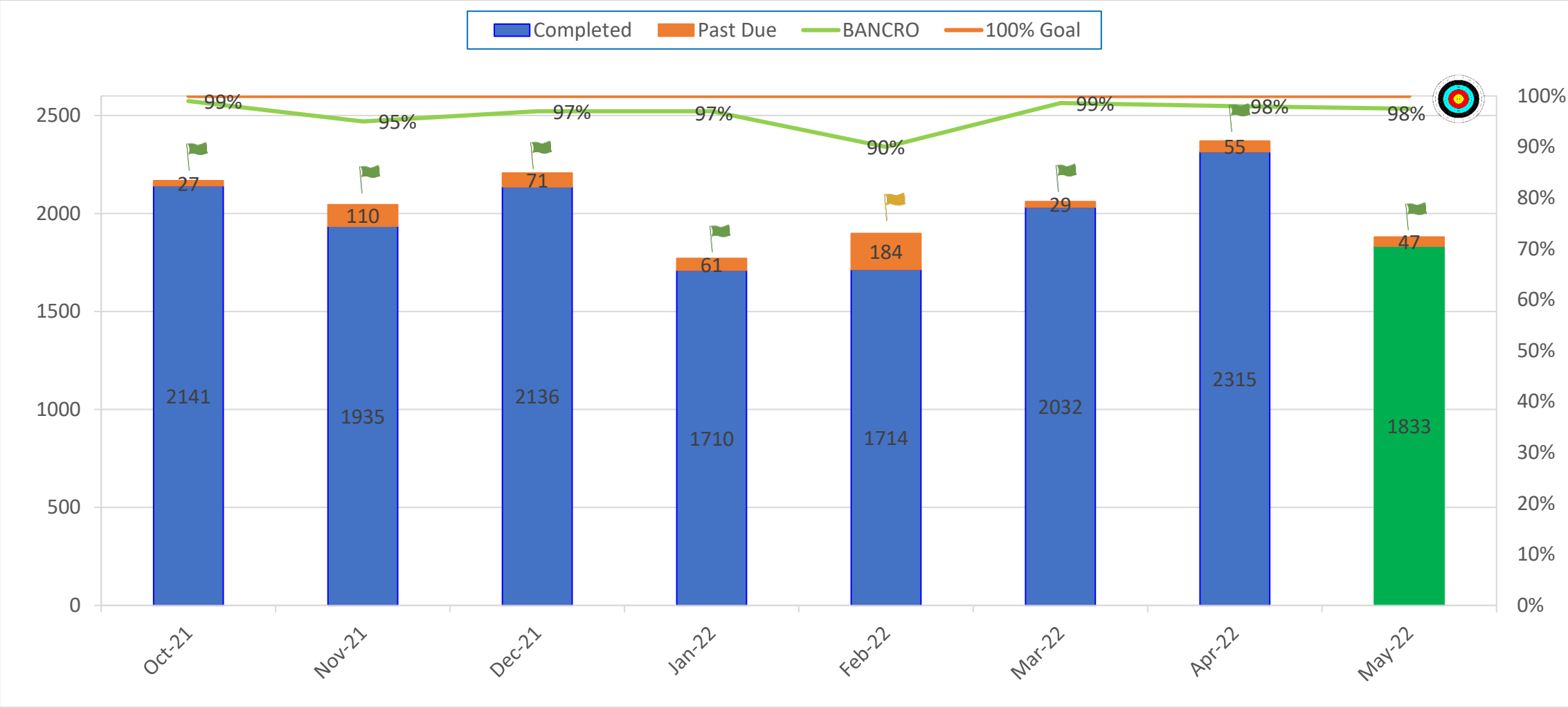





- 93% + Meets expectations
- 92-90% Needs improvement
- 89% > Does not meet expectations

987 Preventive Maintenance SWOs Scheduled for May 2022

Report Run Date: 06/01/2022

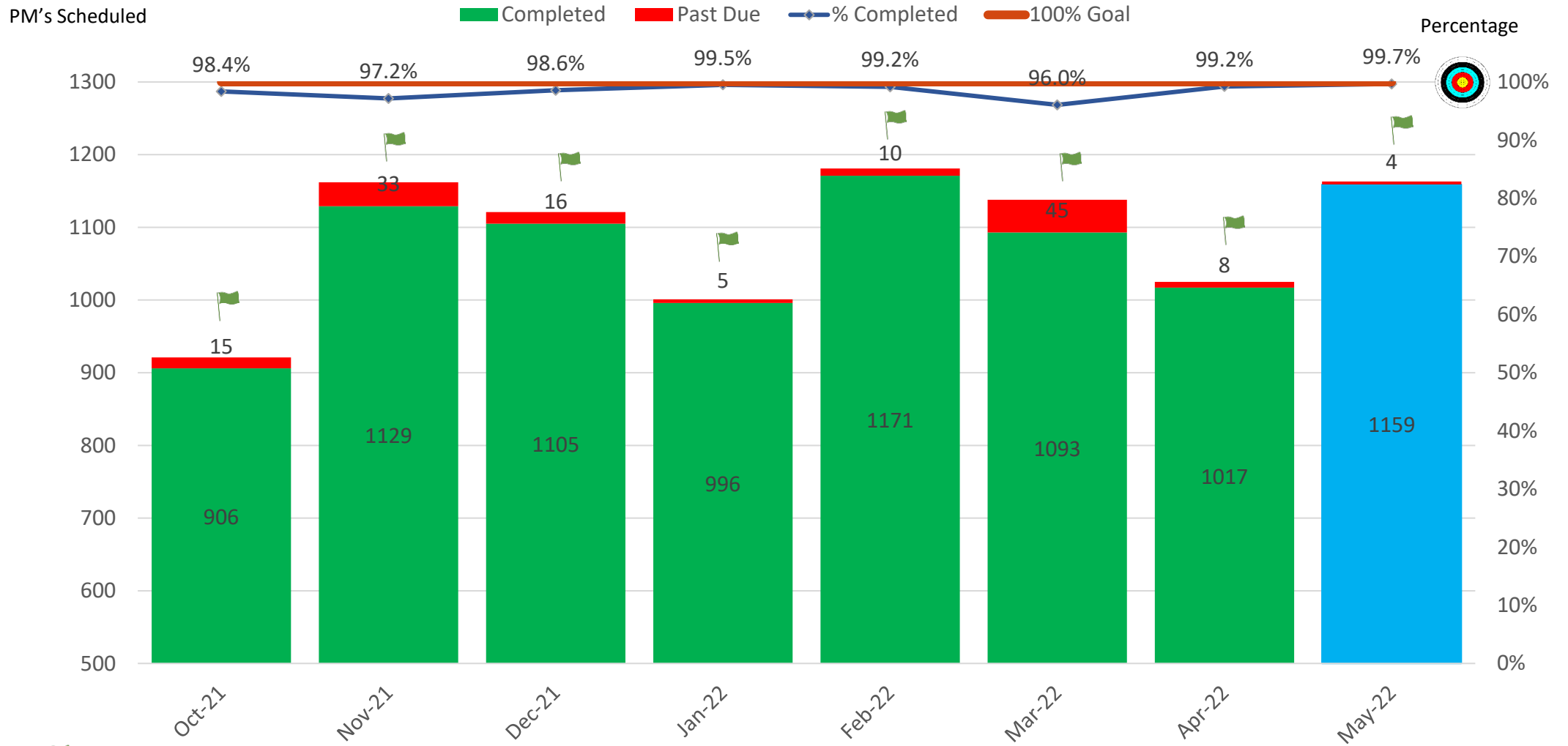
Enovity BANCRO – Past Due SWOs



-  93% + Meets expectations
-  92-90% Needs improvement
-  89% > Does not meet expectations

Enovity BANCRO	
Wednesday, June 1, 2022, Snapshot	
Open SWOs	1880
Past Due SWOs	47

Pride NCRO - Preventive Maintenance

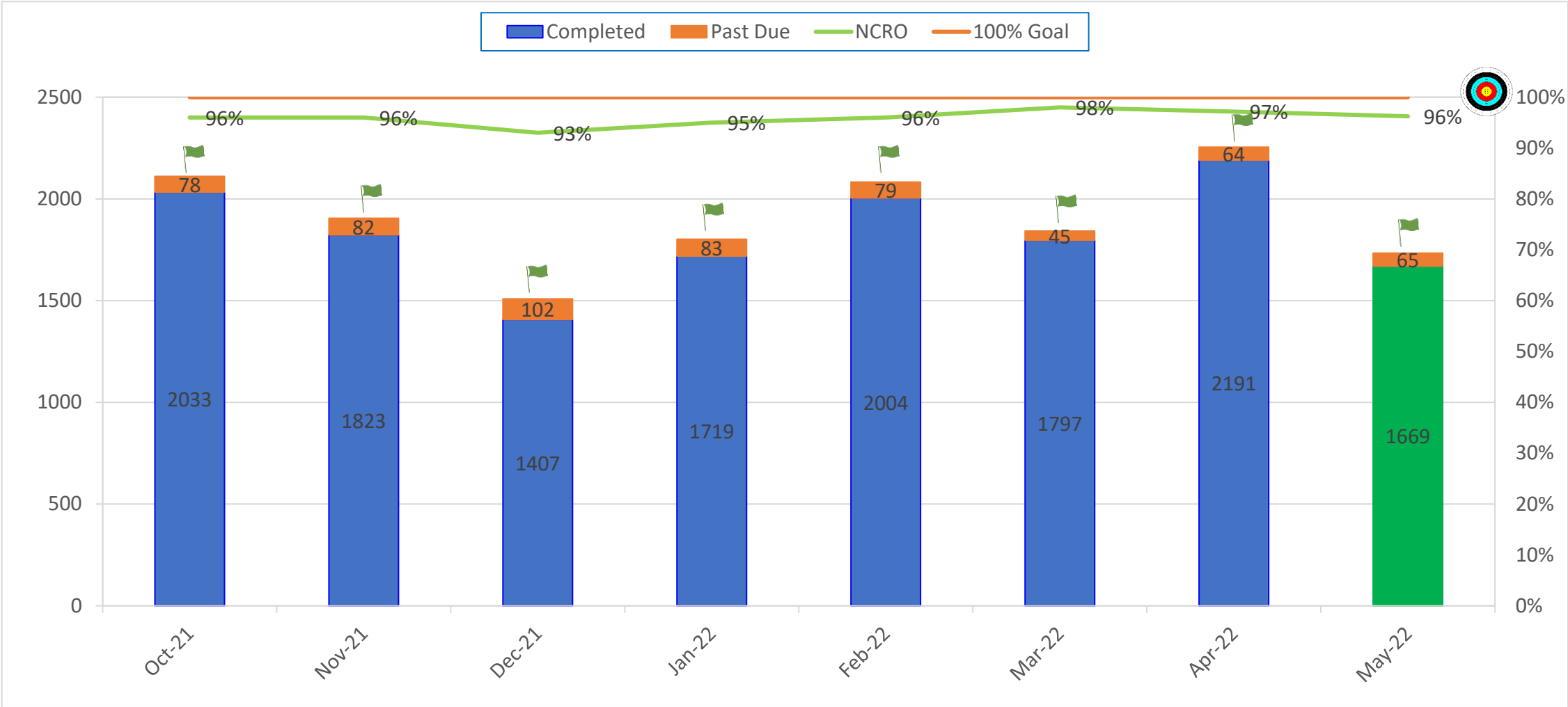


- 93% + Meets expectations
- 92-90% Needs improvement
- 89% > Does not meet expectations

1163 Preventive Maintenance SWOs Scheduled for May 2022

Report Run Date: 06/01/2022

Pride NCRO – Past Due SWOs

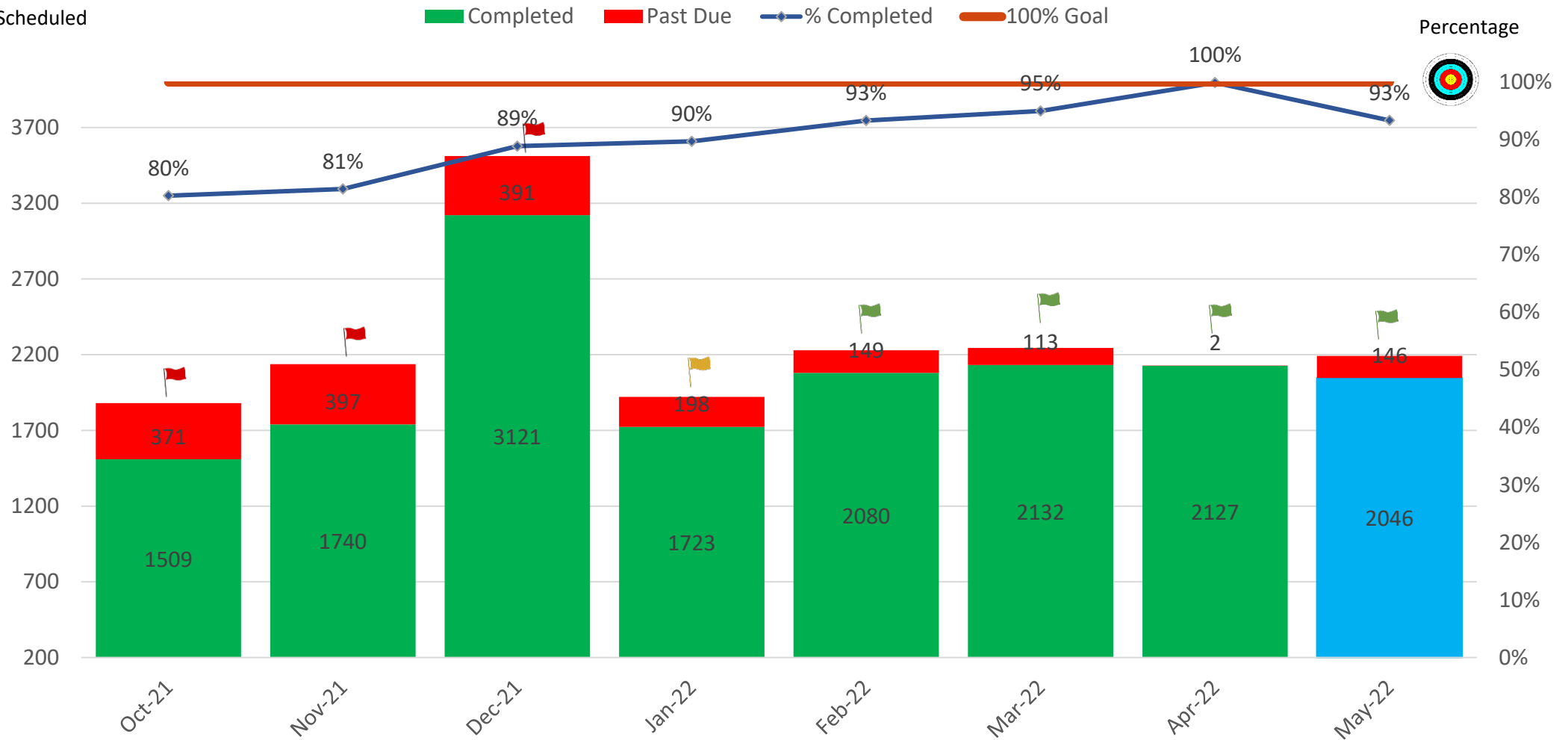


- 93% + Meets expectations
- 92-90% Needs improvement
- 89% > Does not meet expectations

PRIDE NCRO	
Wednesday, June 1, 2022, Snapshot	
Open SWOs	1734
Past Due SWOs	65

Pride SRO - Preventive Maintenance

PM's Scheduled

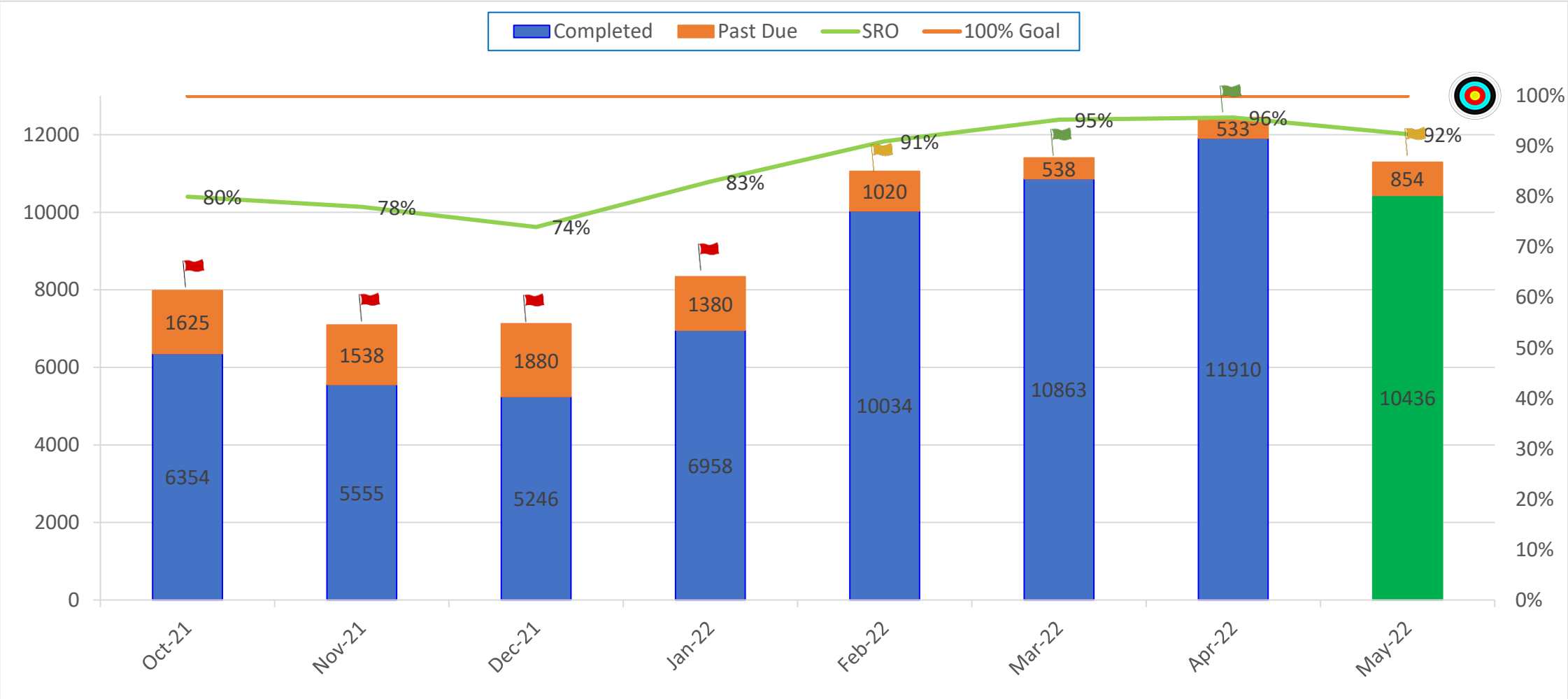


- 93% + Meets expectations
- 92-90% Needs improvement
- 89% > Does not meet expectations

2129 Preventive Maintenance SWOs Scheduled for May 2022

Report Run Date: 06/01/2022

Pride SRO – Past Due SWOs



- 93% + Meets expectations
- 92-90% Needs improvement
- 89% > Does not meet expectations

PRIDE SRO	
Wednesday, June 1, 2022, Snapshot	
Open SWOs	11290
Past Due SWOs	854

Delegated Courts Overview

- Delegated Courts
 - Riverside
 - Established Delegation October 1, 2012
 - 15 Buildings – 937,606 SF
 - Orange
 - Established Delegation September 17, 2012
 - 11 Buildings – 746,367 SF
 - San Luis Obispo
 - Established Delegation September 1, 2012
 - 10 Buildings – 81,123
 - Imperial
 - Established Delegation August 1, 2012
 - 3 Buildings - 68,257 SF



JUDICIAL COUNCIL
OF CALIFORNIA

Delegated Courts Performance Report

- Current Model consists of two types of Service Work Orders
 - Preventative Maintenance/Collection Work Orders (CWO)
 - Weekly/Monthly/Semi-Annual/Annual tasks that increase the lifespan of building systems
 - Cost-Plus Work Orders
 - Tasks that are charged on time and materials basis
- Increased Funding 47.5% in FY22/23
- Plan to transition to Service Provider Model on FY23/24
 - New IBA Contract
 - Review of the Assets Inventory & CAFM changes

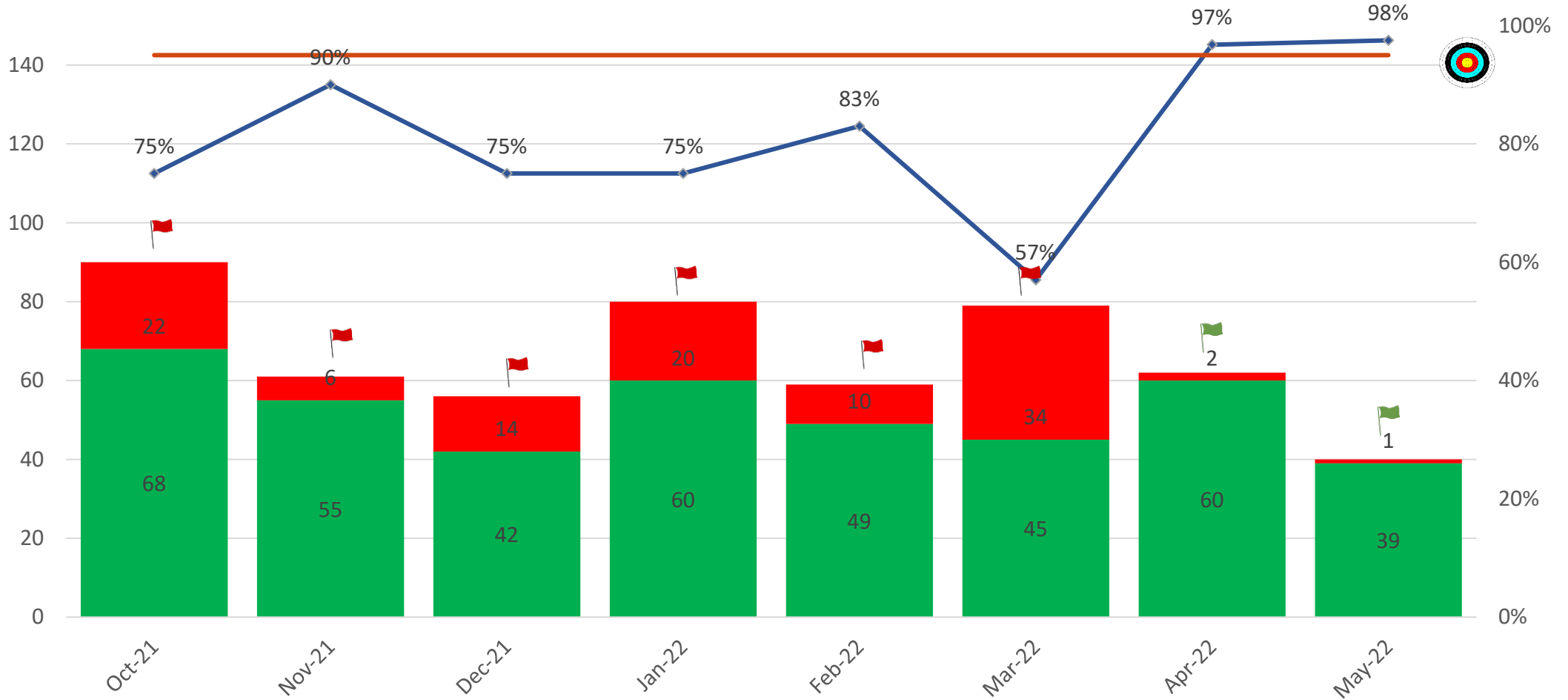


Riverside Court - Preventive Maintenance

PM's Scheduled

Completed Past Due % Completed 95% Goal Total

Percentage

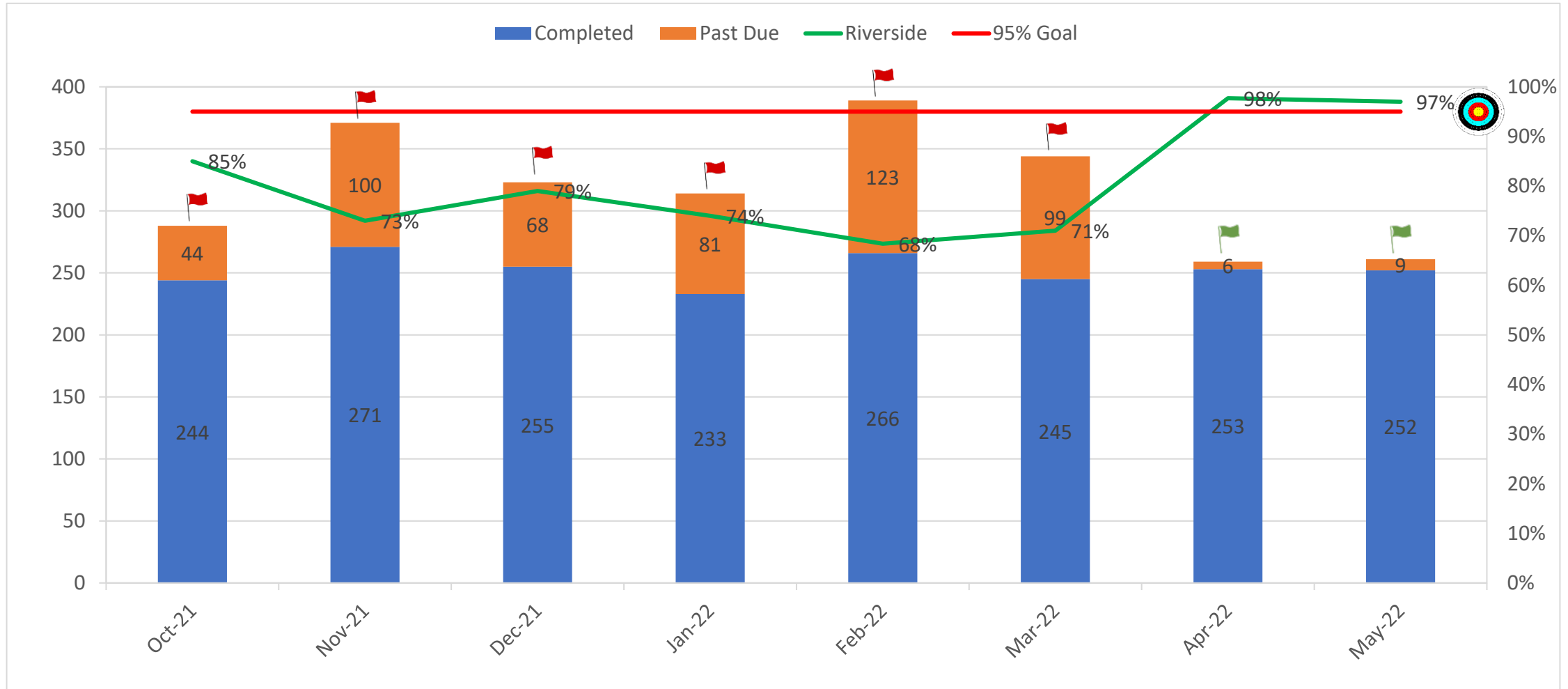


95% + Meets expectations
 94% > Does not meet expectations

40 Preventive Maintenance SWOs Scheduled for May 2022

Report Run Date: 06/01/2022

Riverside Court - Past Due SWOs

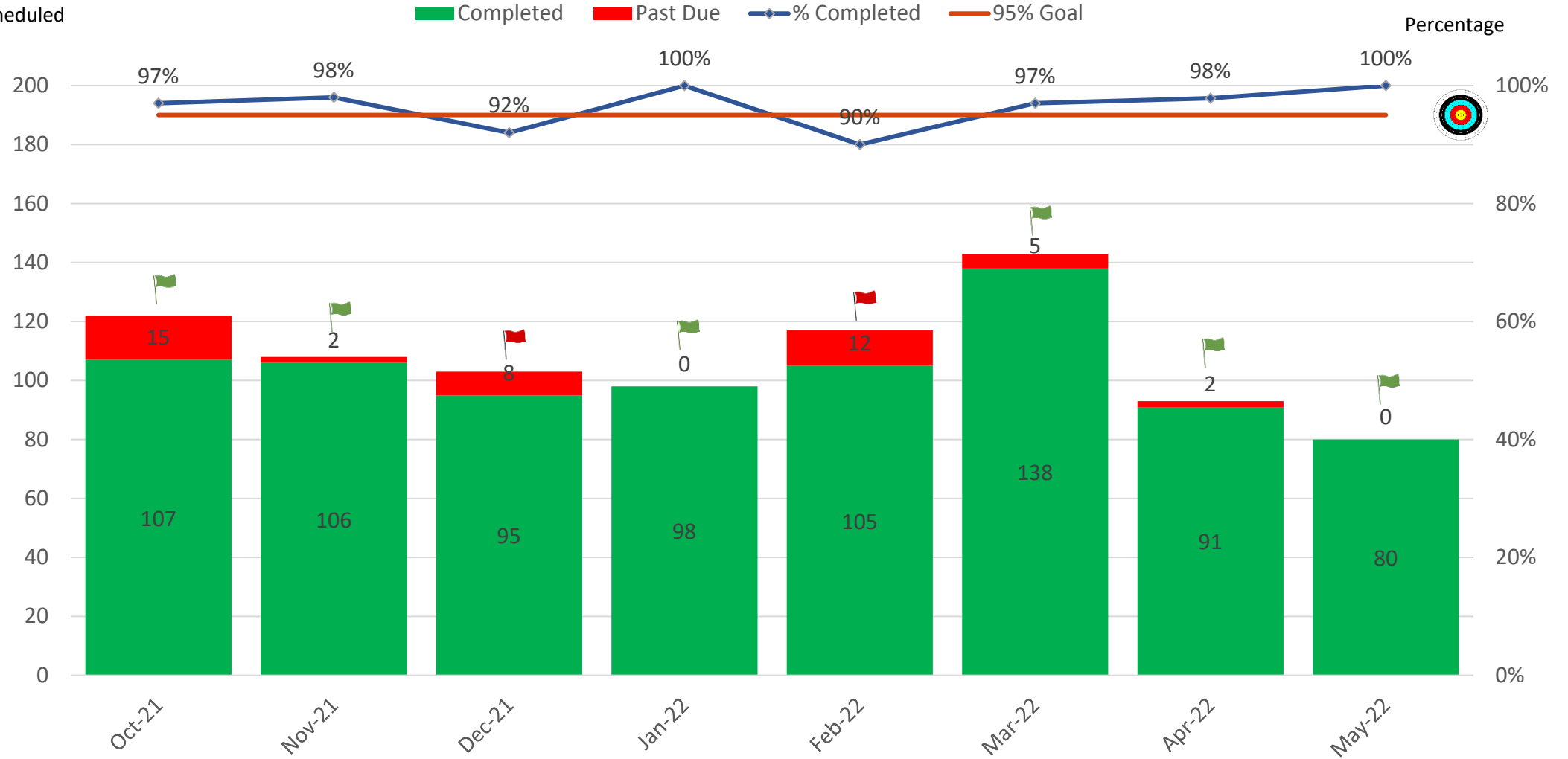


- 95% + Meets expectations
- 94% > Does not meet expectations

Riverside County	
Wednesday June 1, 2022 Snapshot	
Past Due Percentage	3%
Open SWOs	261
Past Due SWOs	9

Orange Court - Preventive Maintenance

PM's Scheduled

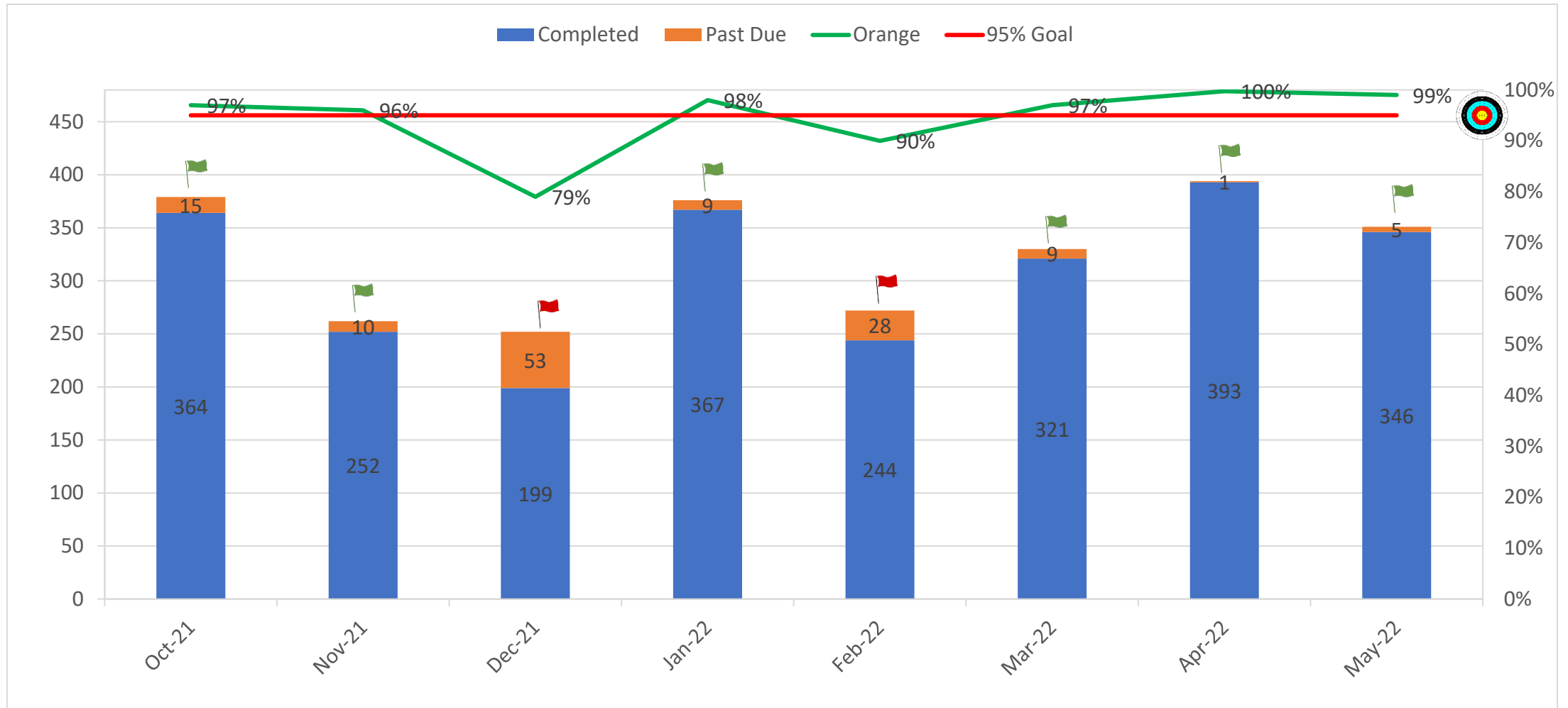


- 95% + Meets expectations
- 94% > Does not meet expectations

80 Preventive Maintenance SWOs Scheduled for May 2022

Report Run Date: 06/01/2022

Orange Court - Past Due SWOs

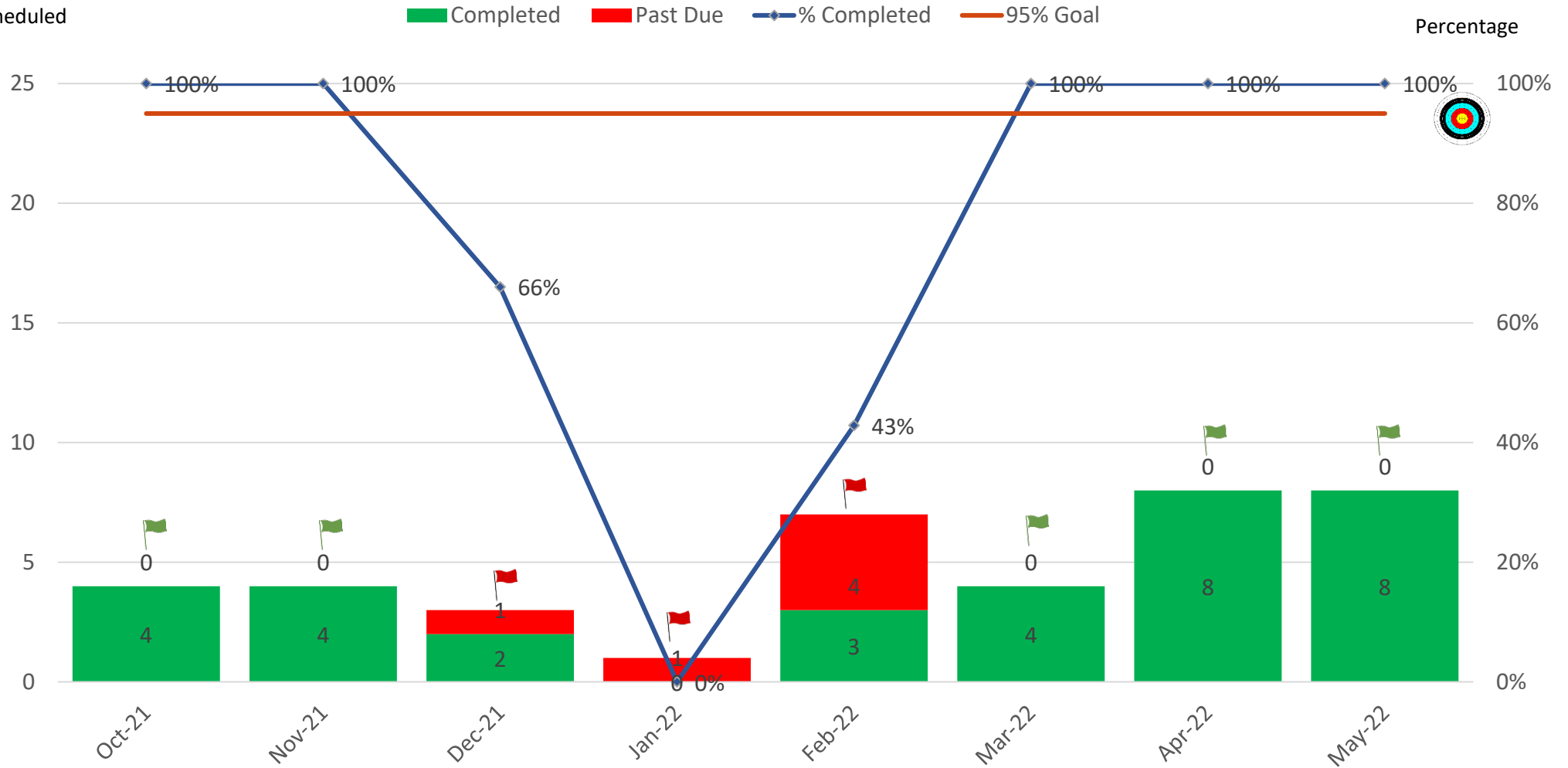


- 🚩 95% + Meets expectations
- 🚩 94% > Does not meet expectations

Orange County	
Wednesday June 1, 2022 Snapshot	
Past Due Percentage	1%
Open SWOs	351
Past Due SWOs	5

San Luis Obispo Court - Preventive Maintenance

PM's Scheduled

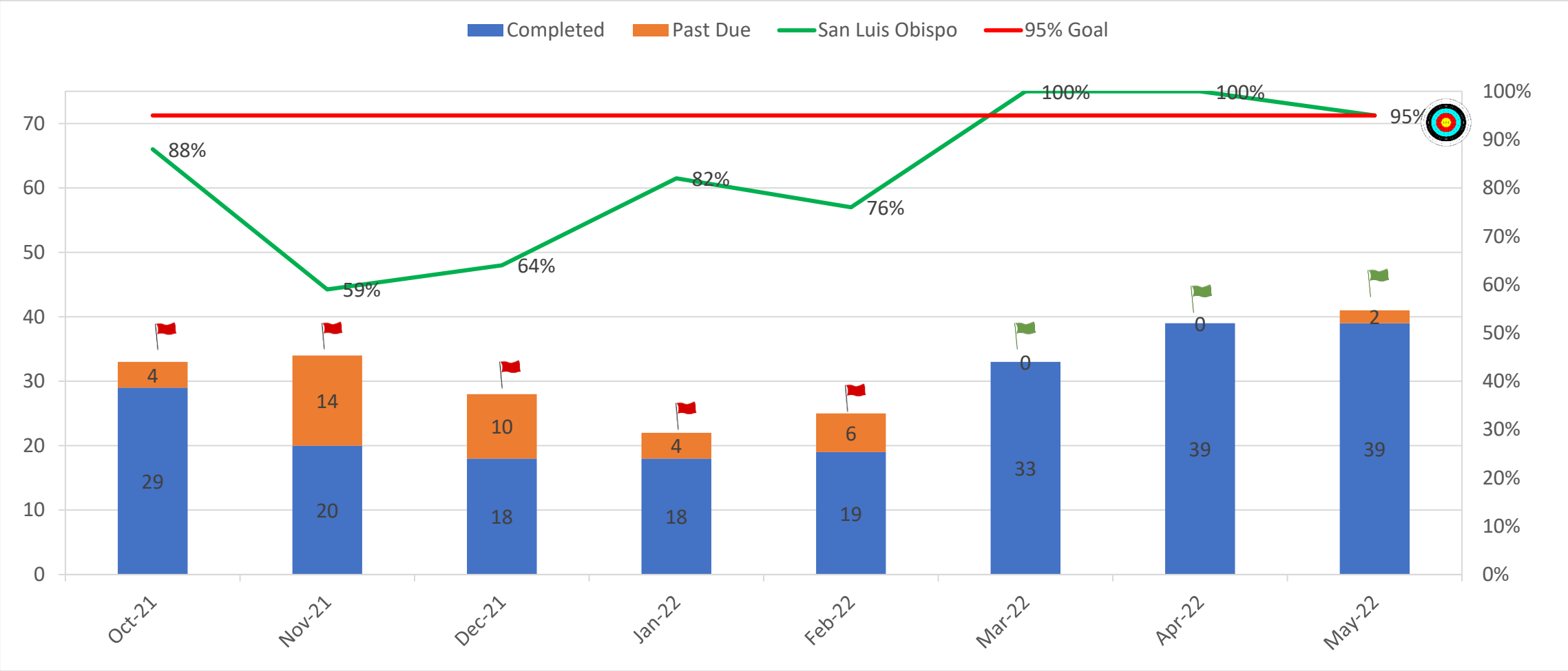


- 95% + Meets expectations
- 94% > Does not meet expectations

8 Preventive Maintenance SWOs Scheduled for May 2022

Report Run Date: 06/01/2022

San Luis Obispo Court - Past Due SWOs

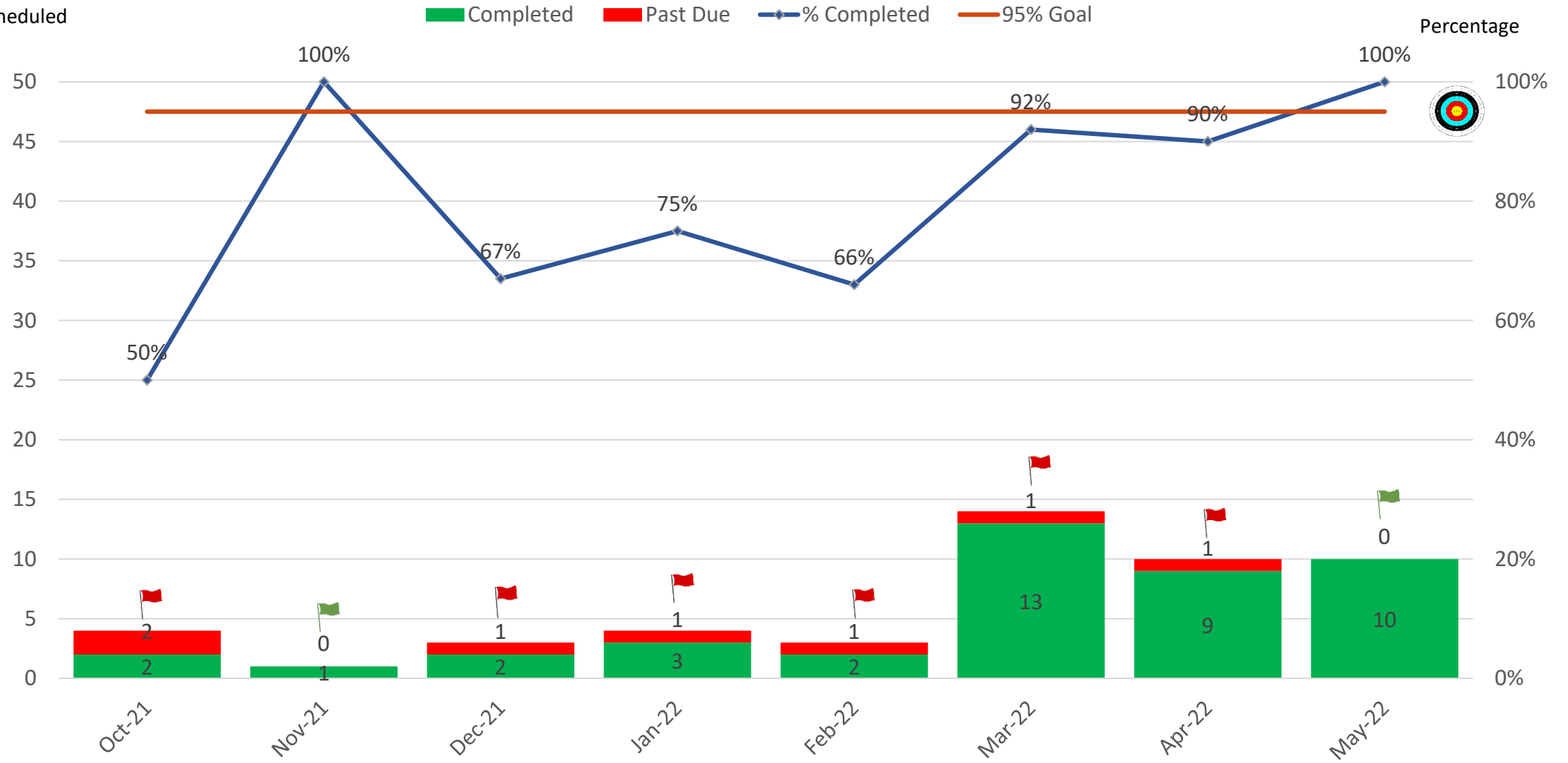


- 95% + Meets expectations
- 94% > Does not meet expectations

San Luis Obispo	
Wednesday June 1, 2022 Snapshot	
Past Due Percentage	5%
Open SWOs	41
Past Due SWOs	2

Imperial Court- Preventive Maintenance

PM's Scheduled

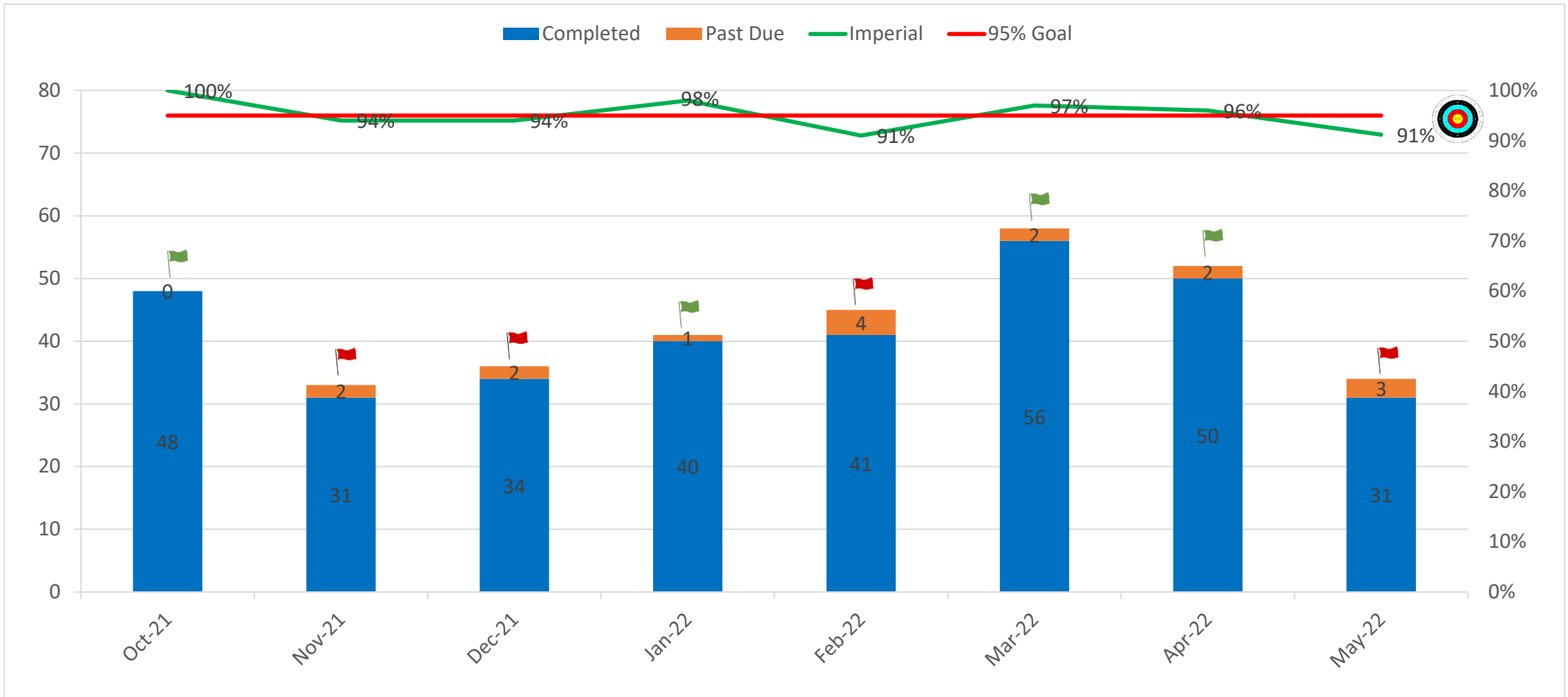


- 95% + Meets expectations
- 94% > Does not meet expectations

10 Preventive Maintenance SWOs Scheduled for May 2022

Report Run Date: 06/01/2022

Imperial Court - Past Due SWOs



- 95% + Meets expectations
- 94% > Does not meet expectations

Imperial County	
Wednesday June 1, 2022 Snapshot	
Percentage Past Due	9%
Open SWOs	34
Past Due SWOs	3

Discussion Item 6

Plumbing Leak Assessment and Mitigation Update

Water Leak

5 Fiscal Year Analysis

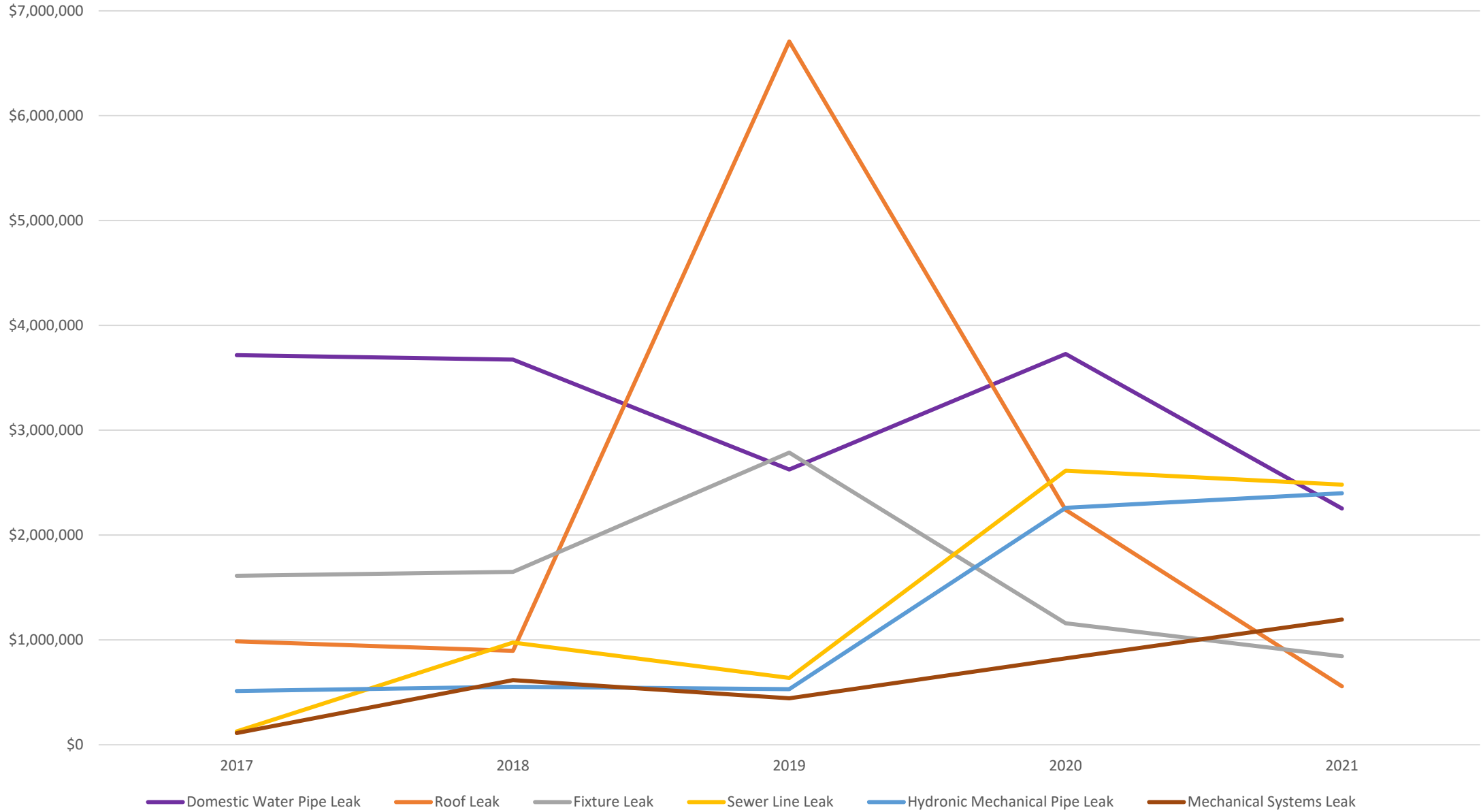


JUDICIAL COUNCIL
OF CALIFORNIA

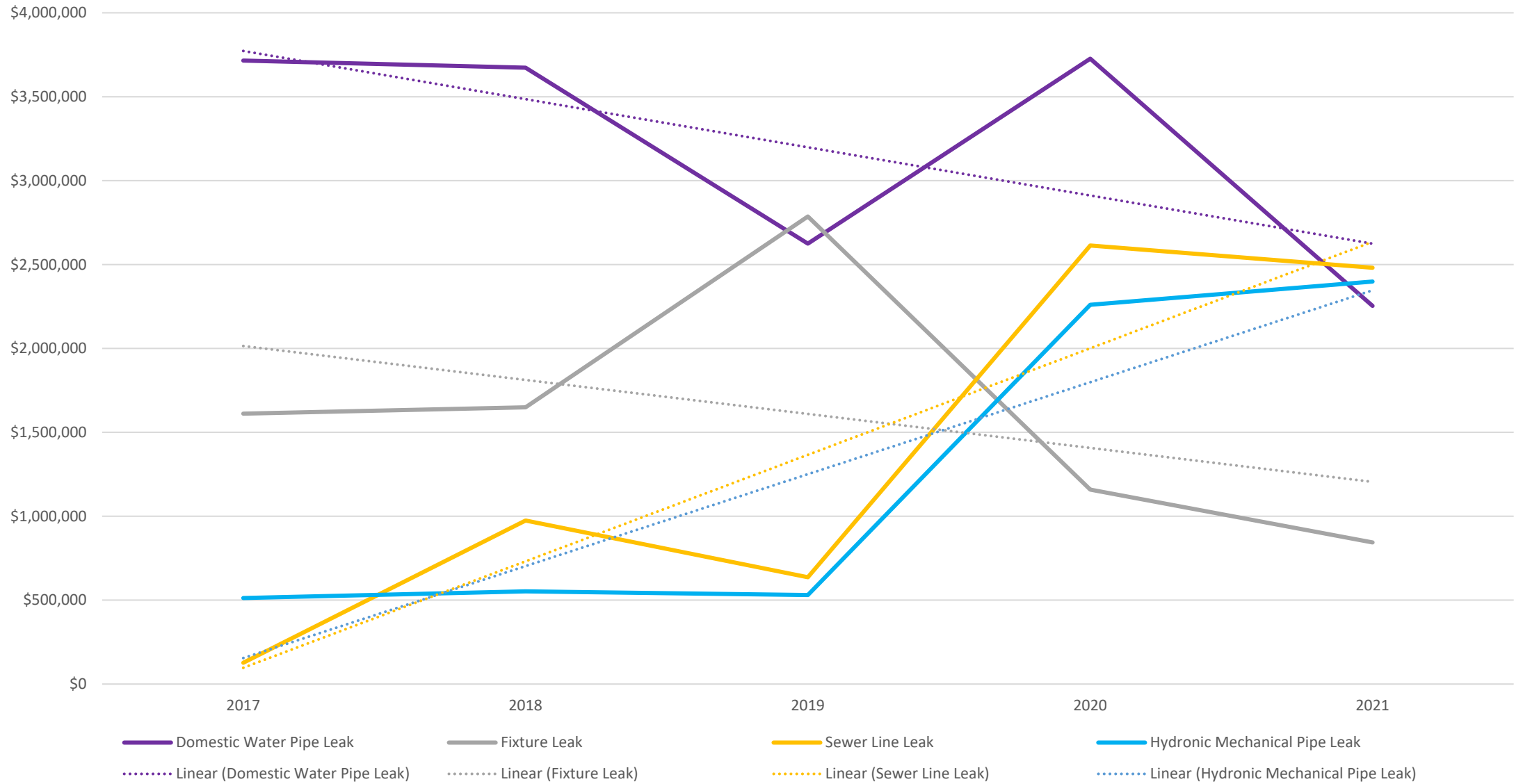
5 Year Count and Costs by Category of Leak

Fiscal Year	2017		2018		2019		2020		2021	
Water Leak Type	Count	TCFMAC Funded	Count	TCFMAC Funded	Count	TCFMAC Funded	Count	TCFMAC Funded	Count	TCFMAC Funded
Domestic Water Pipe Leak	50	\$3,715,571	61	\$3,672,849	75	\$2,624,796	70	\$3,726,804	101	\$2,253,301
Roof Leak	27	\$985,409	28	\$895,224	51	\$6,706,803	45	\$2,239,169	20	\$556,426
Fixture Leak	89	\$1,611,155	66	\$1,648,981	78	\$2,786,010	37	\$1,158,558	33	\$843,730
Sewer Line Leak	10	\$126,824	26	\$974,010	12	\$636,533	88	\$2,613,092	80	\$2,480,976
Hydronic Mechanical Pipe Leak	21	\$512,533	28	\$552,270	29	\$529,994	78	\$2,259,815	46	\$2,398,848
Exterior Leak	10	\$269,077	12	\$388,870	25	\$971,548	22	\$4,034,504	16	\$573,685
Storm Drain Leak	20	\$330,485	26	\$610,015	41	\$1,409,139	33	\$935,438	15	\$333,099
Mechanical Systems Leak	9	\$110,939	20	\$616,153	30	\$442,506	17	\$823,575	17	\$1,193,797
Condensation Leak	11	\$307,894	9	\$163,489	10	\$255,622	35	\$1,083,638	16	\$178,852
Fire Sprinkler Leak	7	\$38,393	12	\$146,451	6	\$360,295	11	\$147,486	10	\$119,873
Fire Protection Systems Leak	8	\$137,797	6	\$49,977	11	\$240,961	6	\$215,139	7	\$160,732
Grand Total	262	\$8,146,077	294	\$9,718,289	368	\$16,964,207	442	\$19,237,219	361	\$11,093,320

Water Leak Categories TCFMAC Funded Cost 5 Year Trend



Water Leak Categories TCFMAC Funded Cost 5 Year Trend



5 and 3 Year Averages per Category of Leak

Fiscal Year	5 Year Average		3 Year Average	
Water Leak Type	Count	TCFMAC Funded	Count	TCFMAC Funded
Domestic Water Pipe Leak	71	\$3,198,664	82	\$2,868,300
Roof Leak	34	\$2,276,606	39	\$3,167,466
Fixture Leak	61	\$1,609,687	49	\$1,596,099
Sewer Line Leak	43	\$1,366,287	60	\$1,910,201
Hydronic Mechanical Pipe Leak	40	\$1,250,692	51	\$1,729,552
Exterior Leak	17	\$1,247,537	21	\$1,859,913
Storm Drain Leak	27	\$723,635	30	\$892,559
Mechanical Systems Leak	19	\$637,394	21	\$819,959
Condensation Leak	16	\$397,899	20	\$506,038
Fire Sprinkler Leak	9	\$162,500	9	\$209,218
Fire Protection Systems Leak	8	\$160,921	8	\$205,611
Grand Total	345	\$13,031,822	390	\$15,764,915

Top 5 Highest Costing Buildings

Building ID	Count	TCFMAC Funded
19-L1 - Clara Shortridge Foltz Criminal Justice Center	99	\$7,629,176
19-K1 - Stanley Mosk Courthouse	92	\$6,760,280
19-AG1 - Compton Courthouse	108	\$3,721,113
19-AX1 - Van Nuys Courthouse East	25	\$3,576,583
37-C1 - Kearny Mesa Court	11	\$3,463,926

Top 5 Highest Costing Projects

FMID	List	Year	Category	TCFMAC Funded	Building Name
FM-0142891	A	19	Roof Leak	\$3,053,305	Kearny Mesa Court
FM-0061813	A	17	Domestic Water Pipe Leak	\$2,900,000	Van Nuys Courthouse East
FM-0063511	A	18	Domestic Water Pipe Leak	\$2,265,057	Clara Shortridge Foltz Criminal Justice Center
FM-0145441	D	20	Domestic Water Pipe Leak	\$2,250,000	Stanley Mosk Courthouse
FM-0145439	A	20	Exterior Leak	\$1,800,000	Stanley Mosk Courthouse

Top 5 Highest Costing Projects Domestic Water Pipe Leak

FMID	Year	Building Name	TCFMAC Funded
FM-0061813	17	Van Nuys Courthouse East	\$2,900,000
FM-0063511	18	Clara Shortridge Foltz Criminal Justice Center	\$2,265,057
FM-0145441	20	Stanley Mosk Courthouse	\$2,250,000
FM-0143178	19	Clara Shortridge Foltz Criminal Justice Center	\$627,611
FM-0062773	18	County Courthouse	\$365,360

Top 5 Highest Costing Projects Roof Leaks

FMID	Year	Building Name	TCFMAC Funded
FM-0142891	19	Kearny Mesa Court	\$3,053,305
FM-0143254	19	East County Regional Center	\$1,409,785
FM-0144211	20	Historic Courthouse	\$767,633
FM-0061058	17	Pasadena Courthouse	\$297,188
FM-0142179	20	Compton Courthouse	\$880,842

Top 5 Highest Costing Projects Fixture Leak

FMID	Year	Building Name	TCFMAC Funded
FM-0144801	20	Torrance Courthouse	\$320,610
FM-0143288	19	Clara Shortridge Foltz Criminal Justice Center	\$282,257
FM-0067198	19	Hall of Justice	\$236,762
FM-2002180	21	Barstow Courthouse	\$224,049
FM-2000290	21	Clara Shortridge Foltz Criminal Justice Center	\$182,967

Top 5 Highest Costing Projects Sewer Leak

FMID	Year	Building Name	TCFMAC Funded
FM-0063310	18	North County Regional Center - North	\$361,702
FM-2001455	21	East County Regional Center	\$298,400
FM-0142920	19	Pasadena Courthouse	\$237,297
FM-2001514	21	Clara Shortridge Foltz Criminal Justice Center	\$191,579
FM-2001659	21	San Bernardino Justice Center	\$152,467

Top 5 Highest Costing Projects Hydronic Mechanical Pipe Leak

FMID	Year	Building Name	TCFMAC Funded
FM-2000714	21	Hall of Justice	\$1,186,761
FM-0144565	20	Wakefield Taylor Courthouse	\$285,677
FM-0062653	18	Pomona Courthouse South	\$168,258
FM-2001543	21	Historic Courthouse	\$167,914
FM-0145103	20	Hall of Justice	\$151,790

Top 5 Highest Costing Projects Exterior Leak

FMID	Year	Building Name	TCFMAC Funded
FM-0145439	20	Stanley Mosk Courthouse	\$1,800,000
FM-0142179	20	Compton Courthouse	\$880,842
FM-0143352	20	Bakersfield Superior Court	\$481,651
FM-0142583	18	Main Courthouse	\$180,000
FM-0144530	20	Southwest Justice Center	\$170,200

Top 5 Highest Costing Projects Storm Drain Leak

FMID	Year	Building Name	TCFMAC Funded
FM-0142563	19	Stanley Mosk Courthouse	\$198,280
FM-0142911	19	Downtown Superior Court	\$194,889
FM-0143202	19	East County Regional Center	\$159,974
FM-0144273	20	East County Regional Center	\$158,511
FM-0144771	20	Juvenile Court	\$108,364

Top 5 Highest Costing Projects Mechanical Systems Leak

FMID	Year	Building Name	TCFMAC Funded
FM-0145007	21	Clara Shortridge Foltz Criminal Justice Center	\$795,000
FM-0143508	20	Hall of Justice	\$463,573
FM-2001266	21	Clara Shortridge Foltz Criminal Justice Center	\$248,040
FM-0062834	18	Stanley Mosk Courthouse	\$193,800
FM-0145084	20	Larson Justice Center	\$123,574

Top 5 Highest Costing Projects Condensation Leak

FMID	Year	Building Name	TCFMAC Funded
FM-0144885	20	North County Regional Center - North	\$187,085
FM-0144956	20	Bakersfield Superior Court	\$164,179
FM-0060358	17	Downey Courthouse	\$153,856
FM-0144850	20	Airport Courthouse	\$75,000
FM-0061921	18	Central Justice Center	\$57,721

Top 5 Highest Costing Projects Fire Sprinkler Leak

FMID	Year	Building Name	TCFMAC Funded
FM-0142656	19	East County Regional Center	\$324,731
FM-0143561	20	Santa Monica Courthouse	\$53,096
FM-2000476	21	Van Nuys Courthouse West	\$37,760
FM-0145205	20	Southwest Justice Center	\$31,318
FM-0063370	18	County Records Center	\$28,830

Top 5 Highest Costing Projects Fire Protection Systems Leak

FMID	Year	Building Name	TCFMAC Funded
FM-0144826	20	Clara Shortridge Foltz Criminal Justice Center	\$164,532
FM-0142257	19	Hall of Justice	\$115,779
FM-0061037	17	Compton Courthouse	\$88,817
FM-2000539	21	County Courthouse	\$51,961
FM-2001903	21	Central Courthouse	\$50,803

Top 5 Highest Costing Buildings Domestic Water Pipe Leak

Building ID	Building Name	Count	TCFMAC Funded
19-L1	Clara Shortridge Foltz Criminal Justice Center	26	\$3,815,798
19-AX1	Van Nuys Courthouse East	6	\$2,968,378
19-K1	Stanley Mosk Courthouse	14	\$2,545,456
19-AG1	Compton Courthouse	26	\$740,603
19-J1	Pasadena Courthouse	13	\$404,311

Top 5 Highest Costing Buildings Fixture Leak

Building ID	Building Name	Count	TCFMAC Funded
19-L1	Clara Shortridge Foltz Criminal Justice Center	23	\$952,997
19-J1	Pasadena Courthouse	28	\$731,355
19-K1	Stanley Mosk Courthouse	25	\$691,504
19-AG1	Compton Courthouse	24	\$609,156
19-AK1	Norwalk Courthouse	15	\$453,516

Top 5 Highest Costing Buildings Hydronic Mechanical Pipe Leak

Building ID	Building Name	Count	TCFMAC Funded
56-A1	Ventura Hall of Justice	1	\$1,186,761
37-F2	North County Regional Center - North	10	\$476,711
19-L1	Clara Shortridge Foltz Criminal Justice Center	10	\$374,445
07-A2	Wakefield Taylor Courthouse	3	\$292,952
19-W1	Pomona Courthouse South	5	\$253,112

Top 5 Highest Costing Buildings Sewer Line Leak

Building ID	Building Name	Count	TCFMAC Funded
19-K1	Stanley Mosk Courthouse	24	\$663,473
19-L1	Clara Shortridge Foltz Criminal Justice Center	15	\$632,655
19-J1	Pasadena Courthouse	9	\$529,809
37-I1	East County Regional Center	6	\$395,795
37-F2	North County Regional Center - North	1	\$361,702

Information-Only Item 1

Deferred Maintenance Funding - DMF-2 Projects Update

Project Status	Number of Projects	Original Estimate	Encumbered Amount
Roof Projects			
Close-Out	2	\$ 5,531,779	\$ 2,402,084
Completed	4	\$ 1,710,335	\$ 2,185,505
Deferred to next DMF	4	\$ 5,857,919	\$ 143,326
Subtotal	10	\$ 13,100,033	\$ 4,730,914
Elevator Projects			
Construction	2	\$ 1,152,163	\$ 6,511,722
Close-Out	5	\$ 5,050,868	\$ 6,118,314
On-Hold	1	\$ 2,814,355	\$ 4,239,359
Completed	9	\$ 10,877,640	\$ 12,649,055
Deferred to next DMF	2	\$ 720,203	\$ 356,024
Subtotal	19	20,615,227	29,874,474
BAS Projects			
Agency Review	2	\$ 3,569,000	\$ 3,286,528
Cancelled	1	\$ 124,000	\$ -
Completed	2	\$ 3,492,000	\$ 5,174,588
Deferred to next DMF	22	\$ 18,528,000	\$ 1,933,497
Subtotal	27	25,713,000	10,394,612
HVAC Cooling System			
Deferred to next DMF	1	\$ 537,636	\$ -
Subtotal	1	\$ 537,636	\$ -
Building Assessment			
Completed	1	\$ 5,000,000	\$ 5,000,000
Subtotal	1	\$ 5,000,000	\$ 5,000,000
Grand Total	58	\$ 64,965,896	\$ 50,000,000



JUDICIAL COUNCIL
OF CALIFORNIA

Information-Only Item 2

Deferred Maintenance Funding - DMF-3 Projects Update

Project Status	Number of Projects	Original Estimate	Current Amount
Fire Alarm System Projects			
Procurement/Bid/Award	0	\$ -	\$ -
In Construction	2	\$ 5,244,309	\$ 11,442,579
In Construction (Design)	1	\$ 192,236	\$ 192,236
Agency Review	7	\$ 8,761,583	\$ 3,365,185
Cancelled	1	\$ 1,620,180	\$ -
Subtotal	11	\$ 15,818,308	\$ 15,000,000
Grand Total	11	\$ 15,818,308	\$ 15,000,000



Information-Only Item 3

Deferred Maintenance Funding - DMF-4 Projects Update

Project Status	Number of Projects	Original Estimate	Current Amount
Roof Projects			
Project Review	10	\$ 4,707,594	\$ 4,707,594
Awaiting Shared Cost Letter	1	\$ 939,501	\$ 86,856
Planning/Design	9	\$ 5,647,504	\$ 5,815,525
Procurement/Bid/Award	5	\$ 4,693,608	\$ 9,459,391
Construction	2	\$ 1,537,756	\$ 2,540,298
Cancelled	2	\$ 2,175,371	\$ 2,175,371
Subtotal	29	\$ 19,701,333	\$ 24,785,036
Elevator Projects			
Project Review	2	\$ 2,220,714	\$ 2,220,714
Awaiting Shared Cost Letter	1	\$ 4,073,424	\$ 2,888,550
Planning/Design	2	\$ 2,551,789	\$ 2,551,789
Agency Review	1	\$ 9,954,279	\$ 9,954,279
Procurement/Bid/Award	3	\$ 9,186,489	\$ 11,416,556
Construction	7	\$ 36,473,204	\$ 27,931,762
Cancelled	1	\$ 6,306,540	\$ 6,306,540
Subtotal	17	\$ 70,766,439	\$ 63,270,190
Fire Protection Projects			
Project Review	1	\$ 12,740	\$ 12,740
Procurement/Bid/Award	1	\$ 84,384	\$ 880,341
Construction	1	\$ 261,920	\$ 1,013,875
Cancelled	1	\$ 12,712	\$ 12,712
Subtotal	4	\$ 371,757	\$ 1,919,669
Electrical Projects			
Project Review	1	\$ 583,948	\$ 583,948
Planning/Design	19	\$ 4,565,402	\$ 4,565,402
Cancelled	1	\$ 227,400	\$ 227,400
Subtotal	21	\$ 5,376,750	\$ 5,376,750
BMS Projects			
Project Review	4	\$ 3,654,983	\$ 3,654,983
Planning/Design	17	\$ 28,123,457	\$ 49,280,377
Agency Review	1	\$ 4,531,642	\$ 6,347,965
Procurement/Bid/Award	5	\$ 7,859,443	\$ 11,736,789
Construction	9	\$ 11,830,112	\$ 16,453,832
Cancelled	2	\$ 9,491,112	\$ 9,491,112
Subtotal	38	\$ 65,490,749	\$ 96,965,058
HVAC Projects			
Project Review	2	\$ 1,483,272	\$ 1,483,272
Project Initiation	1	\$ 2,275,201	\$ 2,275,201
Awaiting Shared Cost Letter	2	\$ 1,820,480	\$ 9,024,596
Planning/Design	9	\$ 9,061,950	\$ 9,203,428
Procurement/Bid/Award	3	\$ 886,665	\$ 5,390,474
Cancelled	1	\$ 2,765,405	\$ 2,765,405
Subtotal	18	\$ 18,292,973	\$ 30,142,376
Grand Total	127	\$ 180,000,000	\$ 222,459,078



JUDICIAL COUNCIL
OF CALIFORNIA

Information Only – Item 4

Architectural Revolving Fund – Projects Update

- Refer to materials for report



JUDICIAL COUNCIL
OF CALIFORNIA

Meeting Calendar

Meeting Date	Type of Meeting
Monday, January 31, 2022	Virtual/Online
Monday, March 7, 2022	Virtual/Online
Monday, April 11, 2022	In person
Monday, May 23, 2022	Virtual/Online
Monday, July 18, 2022	In person*
Monday, August 29, 2022	Virtual/Online
Thu/Fri, October 27 - 28, 2022	2-day Offsite*
Monday, December 5, 2022	Virtual/Online
*Subject to change due to Covid-19.	

Next Meeting



JUDICIAL COUNCIL
OF CALIFORNIA

Adjourn to Closed Session

- Closing Discussions
- Chair Closing Comments



JUDICIAL COUNCIL
OF CALIFORNIA