

# **Trial Court Facility Modification Advisory Committee Meeting**

January 29, 2021



JUDICIAL COUNCIL  
OF CALIFORNIA

# Call to Order and Roll Call

- Chair Call to Order and Opening Comments
- Roll Call
  - Trial Court Facility Modification Advisory Committee Chair
  - Trial Court Facility Modification Advisory Committee Members
  - Facilities Services Staff
  - Guests



JUDICIAL COUNCIL  
OF CALIFORNIA

# Consent Calendar

- Minutes from open meeting on December 7, 2020



JUDICIAL COUNCIL  
OF CALIFORNIA

# Action Item 1

## Facility Modification Program Budget Overview & Actions

Approve the following actions:

1. Reallocate \$783,288 from FMs Less than \$2K to Firm Fixed Price; and
2. \$4,000,000 from Priority 2 Facility Modifications Over \$100K funding to Priority 1 Emergency Facility Modifications funding

FY 2020 - 2021 (\$1,000s)						
Description	Original Budget Amount	Revision to Budget	Revised Budget Amount	Reconciled Expenditure	Funds Available	
Statewide FM Planning	\$3,000	(\$2,500)	\$500	\$500	\$0	
Priority 1 FMs	\$18,000	\$6,500	\$24,500	\$24,500	\$0	
FMs Less Than \$100K	\$8,000	\$0	\$8,000	\$8,000	\$0	
Planned FMs	\$3,172	\$0	\$3,172	\$3,172	\$0	
FM Portion of the O&M Firm	\$4,375	\$783	\$5,158	\$5,158	\$0	
Fixed Price Buildings	\$4,375	(\$783)	\$3,592	\$3,592	\$0	
FMs Over \$100K & Cost Increases Over \$50K	\$24,078	(\$4,000)	\$20,078	\$12,134	\$7,944	
<b>TOTALS:</b>	<b>\$65,000</b>	<b>\$0</b>	<b>\$65,000</b>	<b>\$57,056</b>	<b>\$7,944</b>	



JUDICIAL COUNCIL OF CALIFORNIA



# Judicial Council

Facilities Modifications Budget Update



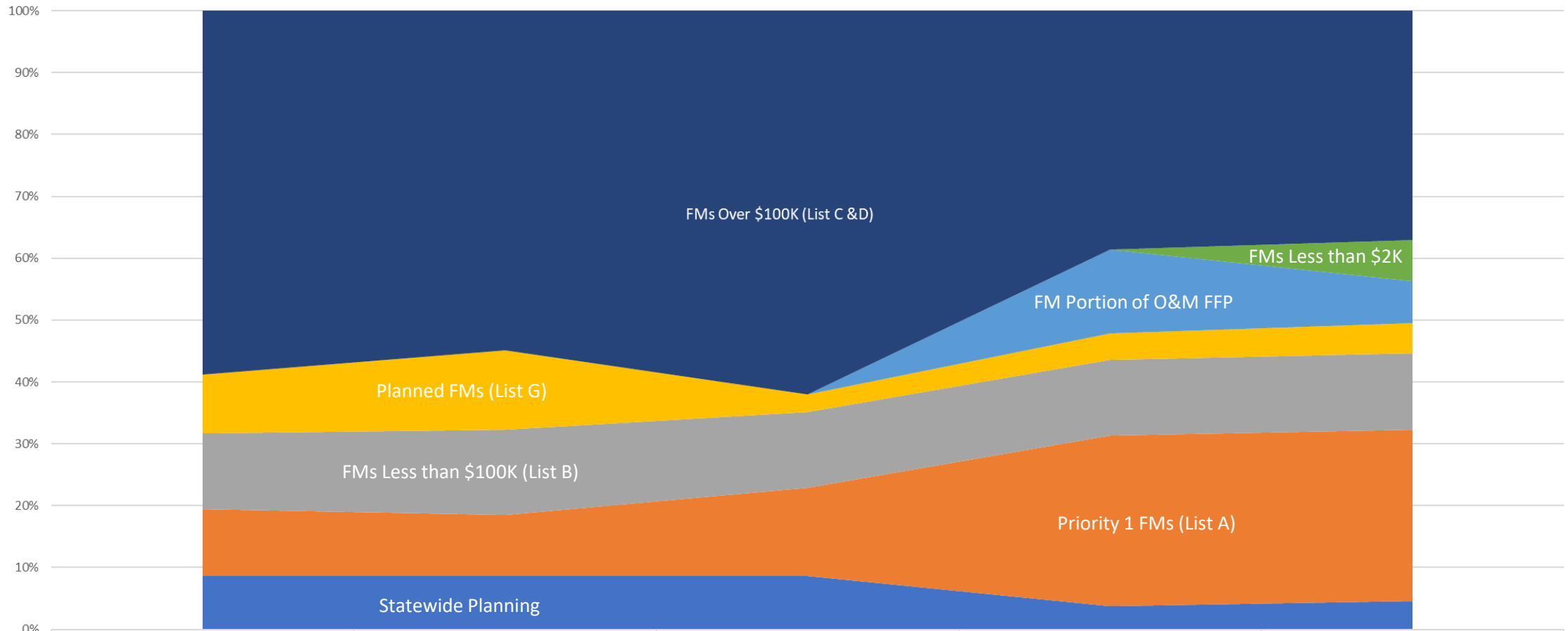
# Budget Allocations

## Notes:

1. All numbers in the table below are in thousands
2. Fiscal Year 2020-2021 is the current year

BUDGET CATEGORY	FY 2016-2017	FY 2017-2018	FY 2018-2019	FY 2019-2020	FY 2020-2021
Statewide Planning	\$5,600	\$5,600	\$5,600	\$2,422	\$3,000
Priority 1 FMs (List A)	\$7,000	\$6,441	\$9,250	\$17,927	\$18,000
FMs Less than \$100K (List B)	\$8,000	\$8,900	\$8,000	\$8,000	\$8,000
Planned FMs (List G)	\$6,200	\$8,353	\$1,864	\$2,770	\$3,172
FM portion of O&M FFP	\$0	\$0	\$0	\$8,750	\$4,375
FMs less than \$2K	\$0	\$0	\$0	\$0	\$4,375
FMs over \$100K (List C & D)	\$38,198	\$35,706	\$40,286	\$25,131	\$24,078
<b>Total</b>	<b>\$65,000</b>	<b>\$65,000</b>	<b>\$65,000</b>	<b>\$65,000</b>	<b>\$65,000</b>

January 29, 2021



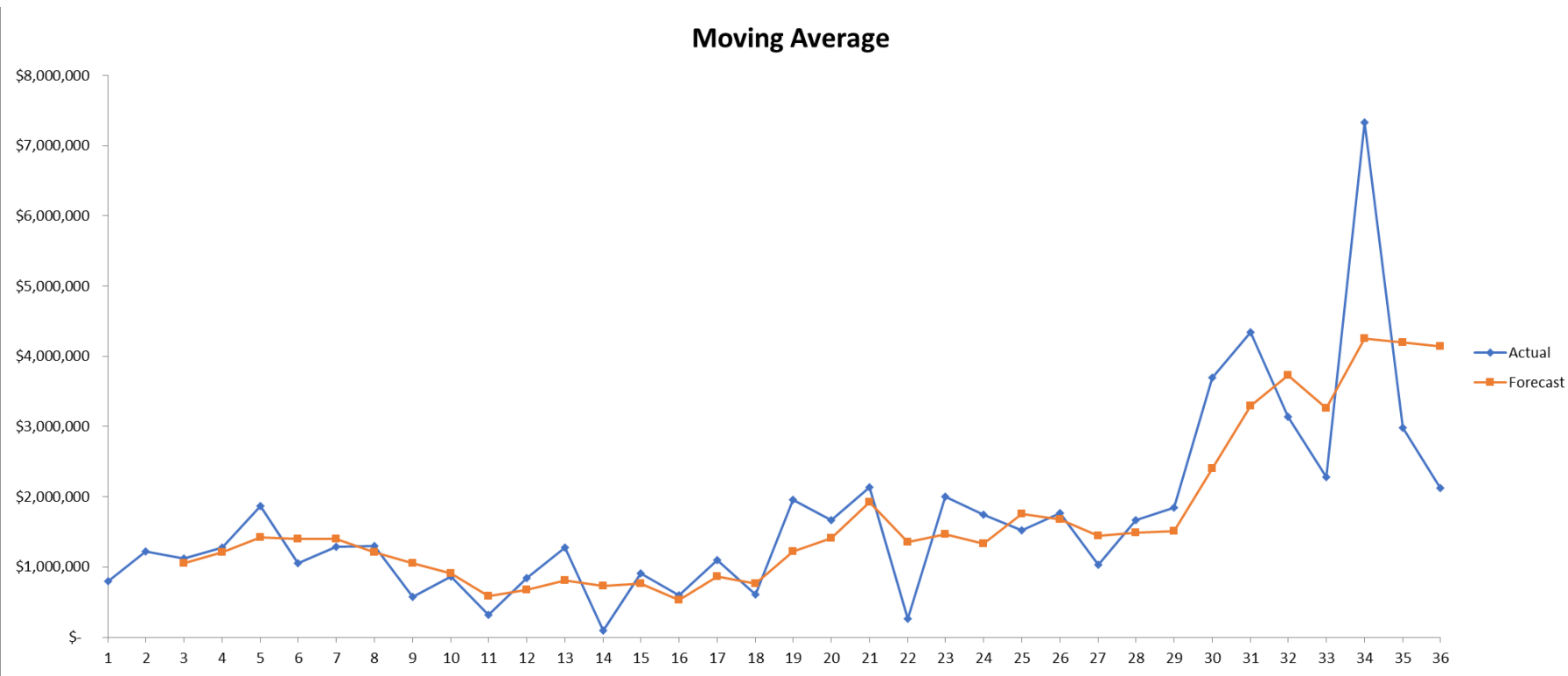
	2016	2017	2018	2019	2020
■ FMs over \$100K (List C &D)	\$38,198	\$35,706	\$40,286	\$25,131	\$24,078
■ FMs Less than \$2K	\$0	\$0	\$0	\$0	\$4,375
■ FM Portion of O&M FFP	\$0	\$0	\$0	\$8,750	\$4,375
■ Planned FMs (List G)	\$6,202	\$8,353	\$1,864	\$2,770	\$3,172
■ FMs Less than \$100K (List B)	\$8,000	\$8,900	\$8,000	\$8,000	\$8,000
■ Priority 1 FMs (List A)	\$7,000	\$6,441	\$9,250	\$17,927	\$18,000
■ Statewide Planning	\$5,600	\$5,600	\$5,600	\$2,422	\$3,000

# Data Analysis Assumptions


- It is assumed that of the \$15.9M in FMs greater than \$100K deferred, \$6M of it will be funded.
- In Projection (without Air Scrubbers), it is assumed that there will no further wildfires for the remaining fiscal year.



# 3-Meeting Moving Average Projection



- Per meeting average = \$4.14M
- Total amount needed for 3 meetings = 3 \* \$4.14M = \$12.42M



Linear  
Regression  
Forecast

---

**Meeting Month**

**Amount Needed**

March 2021

\$3,076,298

April 2021

\$3,151,189

May 2021

\$3,226,079

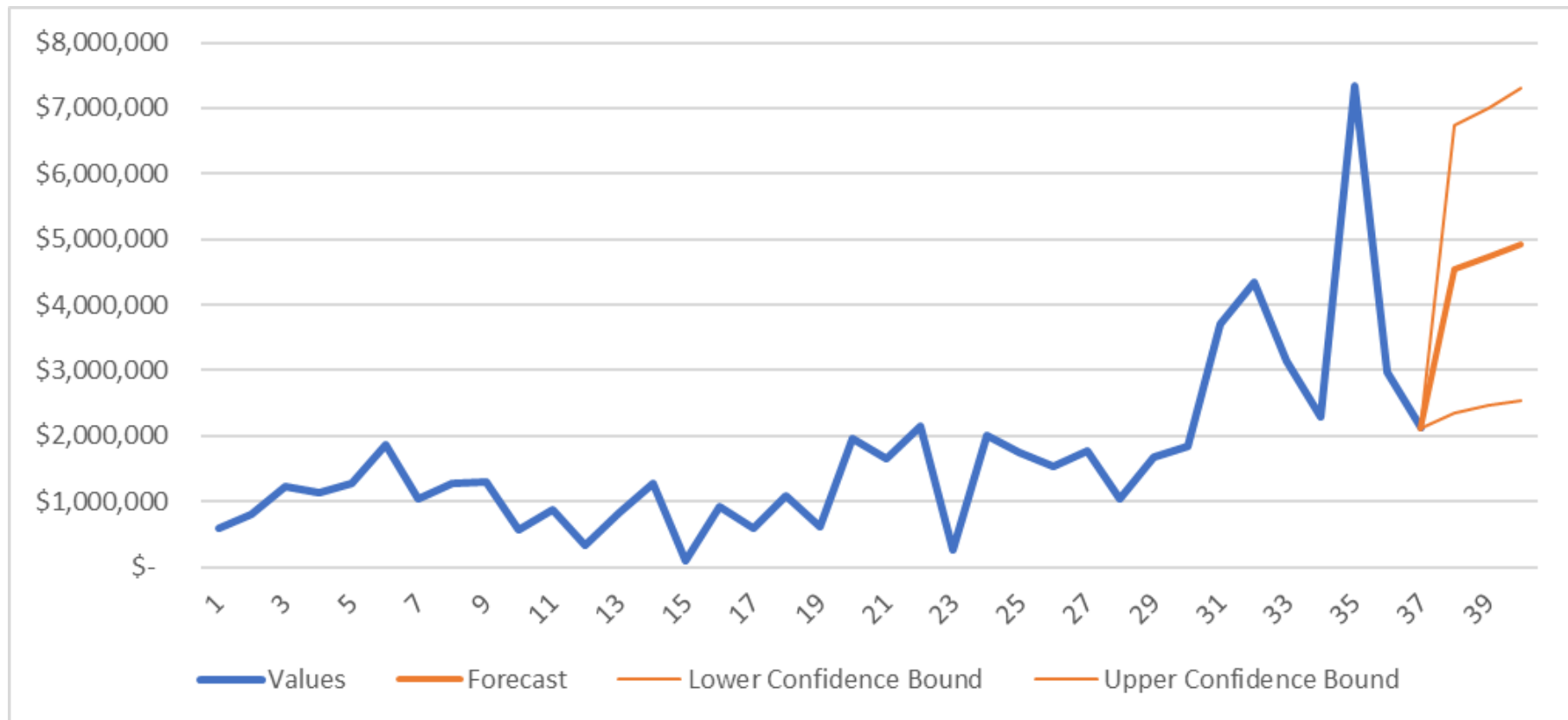
---

**Total**

**\$9,453,566**

# Excel Forecast Projection

Projection	Value
Upper confidence	\$21,055,064
Forecast	\$14,201,240
Lower confidence	\$7,347,415

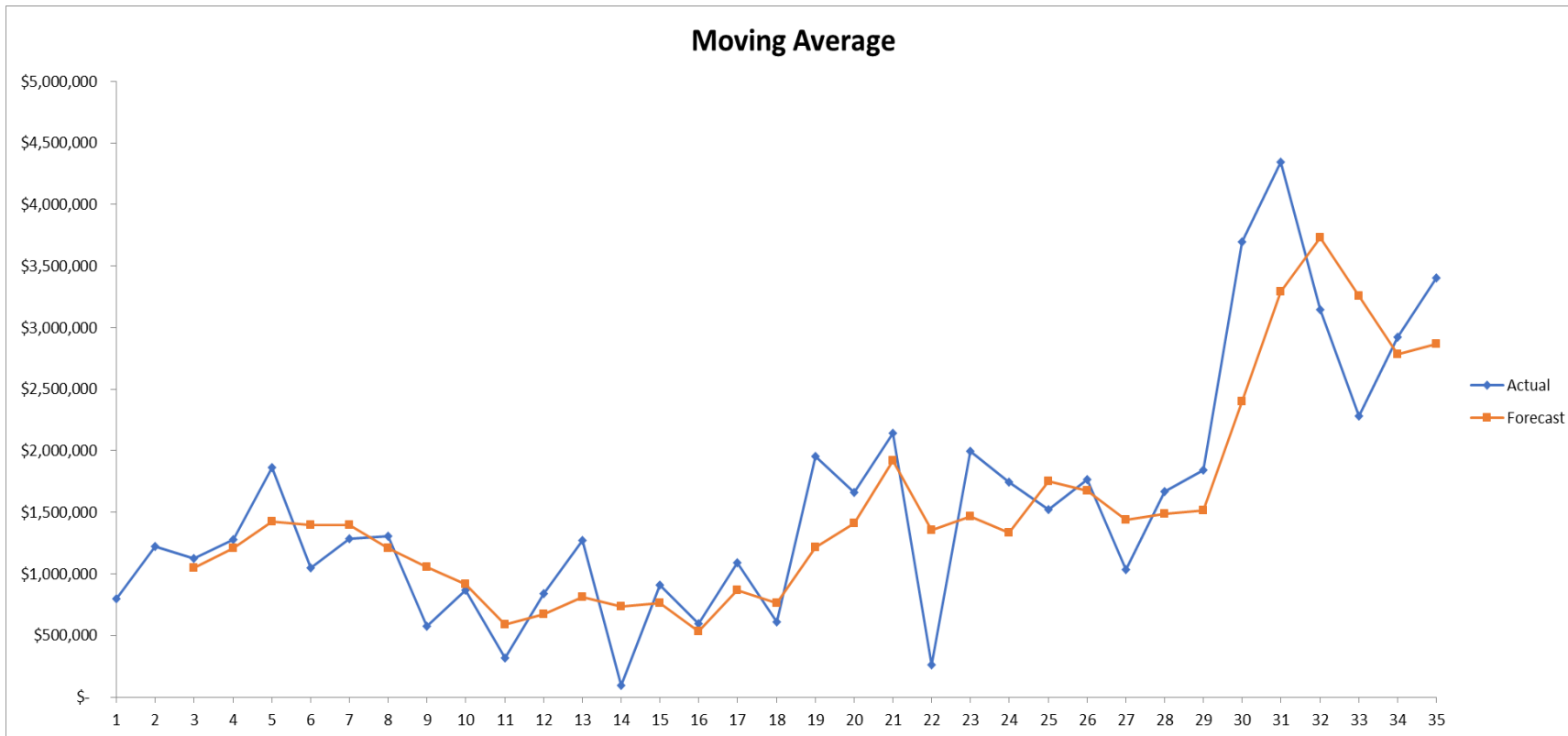


# FY 2020-2021 Current Projections

- **Funding shortfall** **\$6.88M**
- **This shortfall assumes that the current critical projects will be deferred in the amount of \$1.1M by Trial Court Facility Modification Advisory Committee (TCFMAC). TCFMAC will review this forecast on January 29, 2020.**

FY 2020-2021 Budget	Budget	Encumbered	Unencumbered	Forecast	Encumbered + Forecast
Statewide Planning	\$500	\$250	\$250	\$250	\$500
Priority 1 FMs (List A)	\$24,500	\$17,854	\$6,646	\$12,428	\$30,282
FMs Less than \$100K (List B)	\$8,000	\$4,659	\$3,341	\$3,341	\$8,000
Planned FMs (List G)	\$3,172	\$3,172	\$0	\$0	\$3,172
FM portion of O&M FFP	\$5,158	\$5,158	\$0	\$0	\$5,158
FMs less than \$2K	\$3,592	\$3,592	\$0	\$0	\$3,592
FMs over \$100K (List C & D)	\$20,078	\$12,134	\$7,944	\$9,040	\$21,174
<b>Total</b>	<b>\$65,000</b>	<b>\$46,819</b>	<b>\$18,181</b>	<b>\$25,060</b>	<b>\$71,878</b>
				<b>Delta</b>	<b>\$(6,878)</b>

# 3-Meeting Moving Average Projection (without Air Scrubbers)



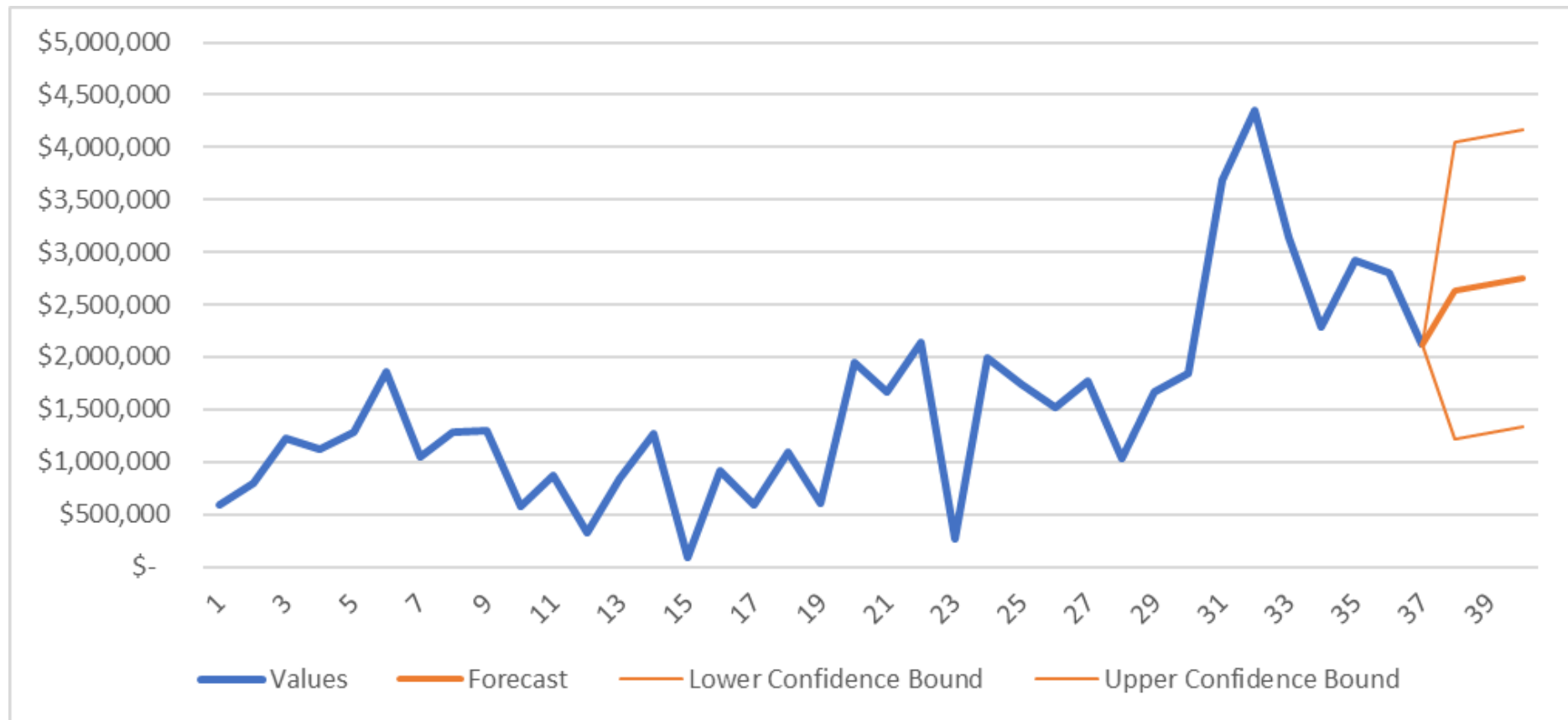
- Per meeting average = \$2.6M
- Total amount needed for 3 meetings =  $3 * \$2.6M = \$7.8M$

Linear  
Regression  
Forecast  
(without Air  
Scrubbers)

<b>Meeting Month</b>	<b>Amount Needed</b>
March 2021	\$2,621,120
April 2021	\$2,678,576
May 2021	\$2,736,032
<b>Total</b>	<b>\$8,035,727</b>

# Excel Forecast Projection

Projection	Value
Upper confidence	\$12,332,251
Forecast	\$8,079,264
Lower confidence	\$3,826,276



# FY 2020-2021 Current Projections

- **Funding shortfall** **\$2.49M**
- **This shortfall assumes that the current critical projects will be deferred in the amount of \$1.1M by Trial Court Facility Modification Advisory Committee (TCFMAC). TCFMAC will review this forecast on January 29, 2020.**

FY 2020-2021 Budget	Budget	Encumbered	Unencumbered	Forecast	Encumbered + Forecast
Statewide Planning	\$500	\$250	\$250	\$250	\$500
Priority 1 FMs (List A)	\$24,500	\$17,854	\$6,646	\$8,036	\$25,889
FMs Less than \$100K (List B)	\$8,000	\$4,659	\$3,341	\$3,341	\$8,000
Planned FMs (List G)	\$3,172	\$3,172	\$0	\$0	\$3,172
FM portion of O&M FFP	\$5,158	\$5,158	\$0	\$0	\$5,158
FMs less than \$2K	\$3,592	\$3,592	\$0	\$0	\$3,592
FMs over \$100K (List C & D)	\$20,078	\$12,134	\$7,944	\$9,040	\$21,174
<b>Total</b>	<b>\$65,000</b>	<b>\$46,819</b>	<b>\$18,181</b>	<b>\$20,667</b>	<b>\$67,486</b>
				<b>Delta</b>	<b>\$(2,486)</b>



# Action Item 1

## FY 20-21 Budget Reallocation

FY 20-21 Projected FM Budget (\$1,000s)			
Budget Categories	Original Allocation	Changes to Budget	Revised Allocation
Statewide Planning	\$3,000	(\$2,500)	\$500
Priority 1 FMs (List A)	\$18,000	\$6,500	\$24,500
FMs Less than \$100K (List B)	\$8,000	\$0	\$8,000
Planned FMs (List G)	\$3,172	\$0	\$3,172
FM portion of the O&M Firm Fixed Price (FFP) Building's (July 2020 to Dec 2020)	\$4,375	\$783	\$5,158
FMs Less than \$2K (starting Jan 2021)	\$4,375	(\$783)	\$3,592
FMs over \$100K (List C & List D)	\$24,078	(\$4,000)	\$20,078
<b>Total</b>	<b>\$65,000</b>	<b>\$0</b>	<b>\$65,000</b>

# Action Item 2

## List A – Emergency Facility Modifications (Priority 1)

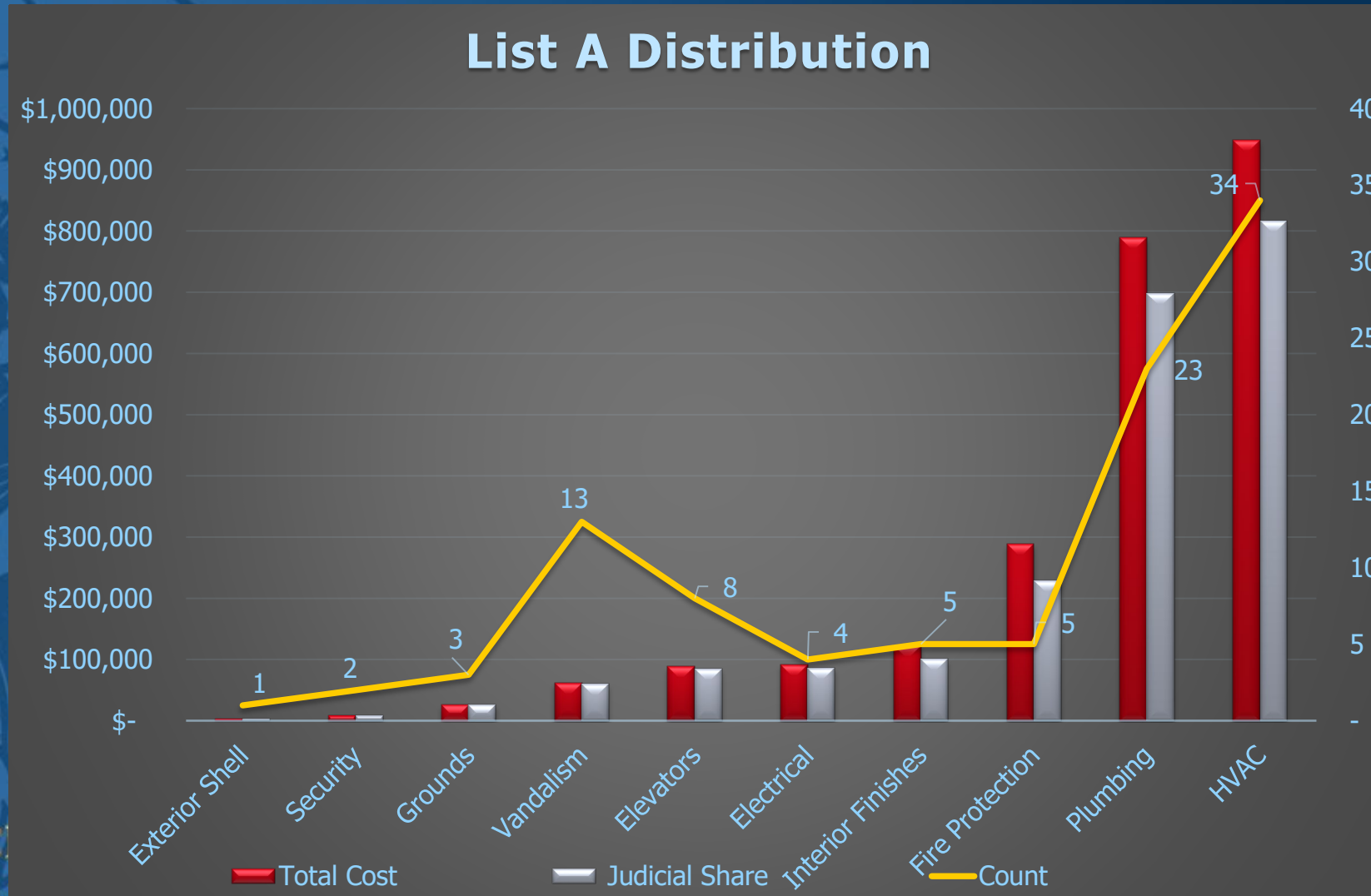
- There were 98 new Priority 1 FMs this period
- Total estimated FM Program budget share is \$2,112,804

<b>FY 20-21 P1 Revised Budget Allocation</b>	<b>Prior Approvals for FY 20-21</b>	<b>Proposed Approvals</b>	<b>Remaining Balance</b>
\$20,500,000	\$15,734,653	\$2,112,804	\$2,652,543



# Action Item 2

## List A – Emergency Facility Modifications (Priority 1)



JUDICIAL COUNCIL OF CALIFORNIA  
OF CALIFORNIA

# Action Item 2

## List A – Emergency Facility Modifications (Priority 1)

FM-0144826 Los Angeles Foltz Courthouse – Fire Protection



JUDICIAL COUNCIL  
OF CALIFORNIA

# Action Item 2

## List A – Emergency Facility Modifications (Priority 1)

FM-0145081 Los Angeles Van Nuys West Courthouse - Plumbing



# Action Item 2

## List A – Emergency Facility Modifications (Priority 1)

FM-0145087 San Bernardino Central Courthouse - Vandalism



# Action Item 2

## List A – Emergency Facility Modifications (Priority 1)

FM-0145096 Los Angeles Glendale Courthouse - HVAC



# Action Item 3

## List C – Cost Increases Over \$50K

- Impacts 5 FM projects
- Total FM Value - \$1,239,406
- Program Budget Impact - \$1,130,724





# Action Item 3

## List C – Cost Increases Over \$50K

### Los Angeles Eastlake Juvenile Court - FM-0112502 HVAC Chiller

County	Building	Bldg. ID	FM ID	Original Funded Cost	Current Cost Estimate	Amount of Increase
Los Angeles	Eastlake Juvenile Court	19-R1	FM-0112502	\$210,136	\$518,051	\$307,915

Reason for Increase: The original scope did not include any engineering, testing, or stamped drawings.

Notes: FM Program Budget Share is 100%, therefore cost increase to FM Budget is \$307,915.



# Action Item 3

## List C – Cost Increases Over \$50K

### Los Angeles Eastlake Juvenile Court – FM-0112503 HVAC Cooling Towers

County	Building	Bldg. ID	FM ID	Original Funded Cost	Current Cost Estimate	Amount of Increase
Los Angeles	Eastlake Juvenile Court	19-R1	FM-0112503	\$176,497	\$435,121	\$258,624

Reason for Increase: The original scope did not include any engineering, testing, or stamped drawings.

Notes: FM Program Budget Share is 100%, therefore cost increase to FM Budget is \$258,624.



# Action Item 3

## List C – Cost Increases Over \$50K

### Orange County Central Justice Center – FM-0143177 Fire Protection

County	Building	Bldg. ID	FM ID	Original Funded Cost	Current Cost Estimate	Amount of Increase
Orange	Central Justice System	30-A1	FM-0143177	\$250,000	\$600,000	\$350,000

Reason for Increase: Continued fire watch required by State Fire Marshal through March 2021.

Notes: FM Program Budget Share is 91.17%, therefore cost increase to FM Budget is \$319,095.



# Action Item 3

## List C – Cost Increases Over \$50K

### Los Angeles Foltz Criminal Justice Center – FM-0143288 Plumbing

County	Building	Bldg. ID	FM ID	Original Funded Cost	Current Cost Estimate	Amount of Increase
Los Angeles	Clara Shortridge Foltz Criminal Justice Center	19-L1	FM-0143288	\$100,000	\$282,257	\$182,257

Reason for Increase: The original cost estimate was an estimate for the P1. The final cost reflects the full scope of work.

Notes: FM Program Budget Share is 68.79%, therefore cost increase to FM Budget is \$125,375.



# Action Item 3

## List C – Cost Increases Over \$50K

### Los Angeles Torrance Courthouse – FM-0144801 Plumbing

County	Building	Bldg. ID	FM ID	Original Funded Cost	Current Cost Estimate	Amount of Increase
Los Angeles	Torrance Courthouse	19-C1	FM-0144801	\$180,000	\$320,610	\$140,610

Reason for Increase: The original scope did not include the full extent of the water leak. The cost increase includes the revised project scope and additional dry-out time required for the residual water in the walls.

Notes: FM Program Budget Share is 85.14%, therefore cost increase to FM Budget is \$119,715.



# Action Item 4

## Guidelines for the Responsibility of Facility Costs between the Judicial Council and Trial Courts

- Review final actions and changes to draft since last presented to the committee on August 31, 2020
  - 10/28/20 - Presented to CEAC Executive Committee
  - 11/3 – 12/4/20 - Posted for public and trial courts comment
  - Updated section on duress alarms
- Approve final *Guidelines for the Responsibility of Facility Costs between the Judicial Council and Trial Courts*



# Action Item 5

## TCFMAC 2021 Annual Agenda

- Refer to meeting materials for draft 2021 TCFMAC annual agenda



JUDICIAL COUNCIL  
OF CALIFORNIA

# Action Item 6

## FY 2020-21 Quarter 1 & 2 Reports

- Refer to meeting materials for FY 2020-21 Q1 and Q2 reports



JUDICIAL COUNCIL  
OF CALIFORNIA



# Action Item 7

## Extension of Deadline for \$5M Social Distancing Funds Reimbursement

- **June 1, 2020** - TCFMAC approved the use of \$5 million in maintenance funds to implement **Temporary Social Distancing Measures (TSDM)** in trial courts and an **allocation methodology** based on total court-exclusive square footage and with a \$10,000 minimum.
- **June 26, 2020** - Staff issued the **TSDM Funding Program Reimbursement Guidance** which required submission of **Reimbursement Requests by December 11, 2020**



# Action Item 7

## Extension of Deadline for \$5M Social Distancing Funds Reimbursement

- **\$4.68 M of the \$5M authorized, over 94%,** has been utilized by 51 counties.
- **34 courts fully** utilized their reimbursement allocation; **17 have partially utilized** their allocation; and **7 have not utilized any portion** of their allocation.
- Unutilized funds of \$331K remain.



# Action Item 7

## Extension of Deadline for \$5M Social Distancing Funds Reimbursement

- Staff requests TCFMAC approval to extend the due date for submission of reimbursement requests to **February 16, 2021**.
- Unused funds will return to the fund balance.



# Action Item 8

## FY 2022-23 Budget Change Proposals

### 2022-2023 BCP TIMELINE

**JANUARY** - Advisory Committee (AC) Reviews Budget Change Concepts (BCC)

**MARCH** – BCCs submitted to Judicial Branch Budget Committee (JBBC)

**MAY** - JBBC Review & Approval of BCCs

**JULY** - Full Budget Change Proposals (BCPs) prepared

**SEPTEMBER** - BCPs to Department of Finance (DOF)



JUDICIAL COUNCIL  
OF CALIFORNIA

# Action Item 8

## FY 2022-23 Budget Change Proposals

### Proposed BCPs for 2022-2023

- #1: Deferred Maintenance
- #2: Sustainability Measures
- #3: Facility Modifications
- #4: San Diego Hall of Justice
- #5: Operations & Maintenance (If needed)



JUDICIAL COUNCIL  
OF CALIFORNIA

# Action Item 9

## Riverside Southwest Justice Center Energy Efficiency Lighting Project

- In May 2019, TCFMAC approved FM-0061175 for LED interior/exterior lighting upgrade for the whole building. The cost of the project was \$456,980.
- Project has been on hold for County's shared cost approval letter
- The revised project cost for the whole building is \$530,000 and Court Exclusive area is \$428,000
- Staff requests approval to reduce project scope to court-exclusive areas only and proceed with the project



# Discussion Item 1

## Fiscal Year 2019-20 Annual Report of Court Facilities Trust Fund (CFTF) Expenditures

- Refer to meeting materials for *Report to the Legislature: 2019-20 Court Facilities Trust Fund Expenditures*



# Discussion Item 2

## Court Facilities Trust Fund (CFTF) Fund Status

# Court Facilities Trust Fund Fund Status



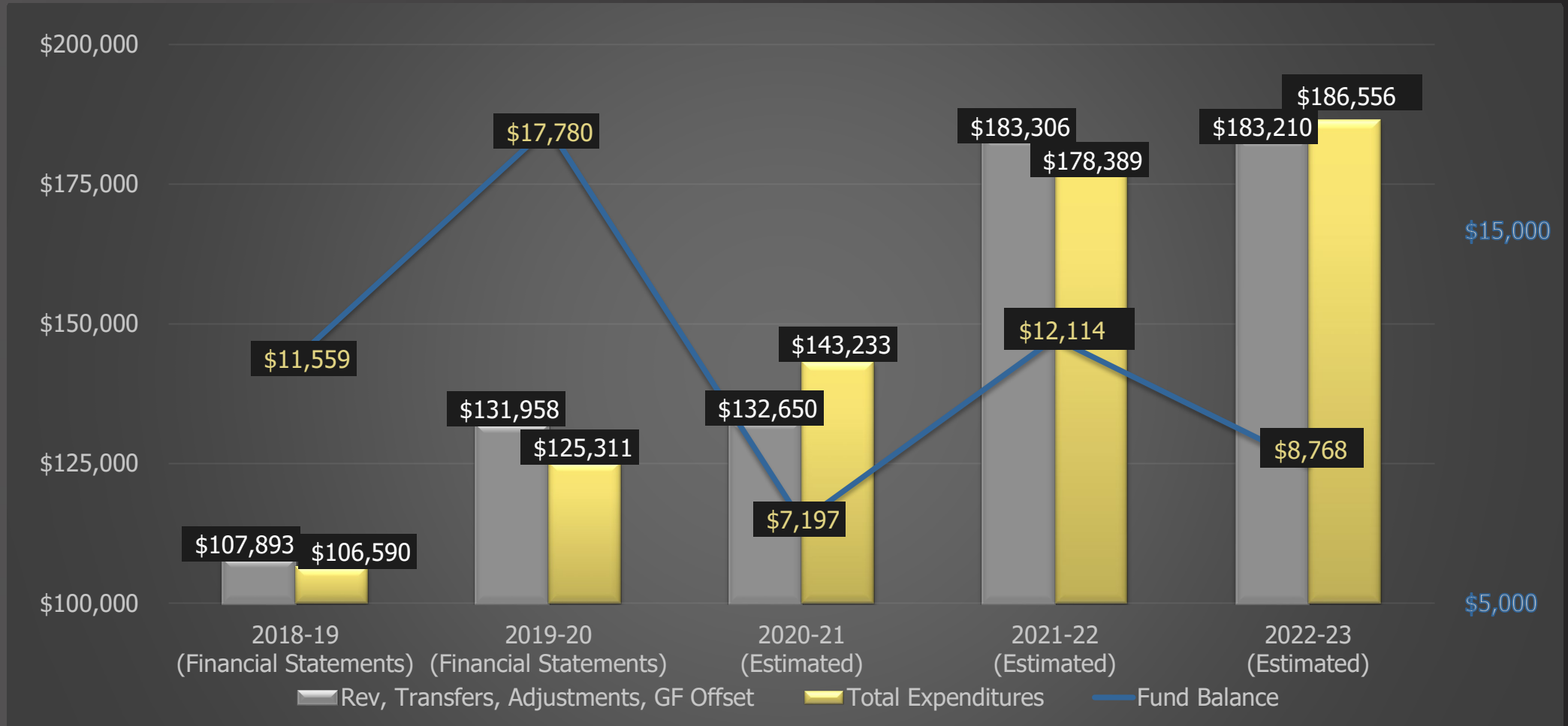
JUDICIAL COUNCIL OF CALIFORNIA



# Discussion Item 2

## Court Facilities Trust Fund (CFTF) Fund Status

### Fund Status (in thousands)



# Discussion Item 2

## Court Facilities Trust Fund (CFTF) Fund Status

### CFTF – Fund Condition Statement FY 2019-20 to FY 2022-23

	2019-20 Financial Statements	2020-21 Current Projection	2021-22 Current Projection	2022-23 Current Projection
	A	B	C	D
Beginning Balance	11,559,000	17,780,000	7,197,000	12,114,000
Prior Year Adjustments	<u>-426,000</u>			
<b>Adjusted Beginning Balance</b>	<b>\$11,133,000</b>	<b>\$17,780,000</b>	<b>\$7,197,000</b>	<b>\$12,114,000</b>
Revenues, Transfers and Adjustments	97,755,000	98,447,000	98,430,000	98,334,000
General Fund Offset - Existing	<u>34,203,000</u>	<u>34,203,000</u>	34,203,000	34,203,000
<b>General Fund Offset – Proposed</b>			<u>50,673,000</u>	<u>50,673,000</u>
<b>Total Rev, Transfers, Adj, GF Offset</b>	<b>\$131,958,000</b>	<b>\$132,650,000</b>	<b>\$183,306,000</b>	<b>\$183,210,000</b>
<b><u>Total Resources</u></b>	<b><u>\$143,091,000</u></b>	<b><u>\$150,430,000</u></b>	<b><u>\$190,503,000</u></b>	<b><u>\$195,324,000</u></b>
Total Expenditures	125,311,000	143,233,000	178,389,000	186,556,000
<b>Fund Balance</b>	<b>\$17,780,000</b>	<b>\$7,197,000</b>	<b>\$12,114,000</b>	<b>\$8,768,000</b>



## Discussion Item 2

### Court Facilities Trust Fund (CFTF) Fund Status

#### Court Facilities Trust Fund (CFTF) Key Takeaways

- 2019-20 -Increased ongoing authority of \$26,150,000 (\$20.15M Maintenance/Utilities+\$6M security).
- 2021-22 (proposed) – Increased ongoing authority of \$50,673,000.
- This status update incorporates the proposed increase in funding, estimated effects of COVID-19 and keeps expenditures at a level consistent with available resources.



# Discussion Item 3

## List E – Court Funded Requests

### Approved CFRs:

1. Amador – (Lease) – Italian Benevolent Society (Temp. Jury Assembly) - \$97,500
2. Butte – (FM) – Butte County Courthouse - \$2,640
3. Butte – (FM) – North Butte County Courthouse - \$12,535
4. Colusa – (Lease) – Colusa Community Theater - \$2,750
5. Glenn – (Lease) – Resource Center - \$662,564
6. Inyo – (Lease) – Bishop Courthouse - \$60,935
7. Inyo – (Lease) – Bishop Courthouse - \$77,014
8. Merced – (Lease) – 720 W. 20<sup>th</sup> Street - \$235,382
9. Merced – (Lease) – Merced Community Sr. (Temp. Jury Assembly) - \$81,012
10. Orange – (FM) – Betty Lou Lamoreaux Justice Center - \$6,079



# Discussion Item 3

## List E – Court Funded Requests

### Approved CFRs (cont.):

11. San Bernardino – (FM) – Central Courthouse - \$30,000
12. San Joaquin – (FM) – Manteca Branch Court - \$4,919
13. Santa Clara – (Lease) – 64<sup>th</sup> North Market Street - \$180,000
14. Santa Clara – (FM) – Historic Courthouse - \$10,802
15. Santa Clara – (FM) – Hall of Justice West - \$6,834
16. Sonoma – (Lease) – 3055 Cleveland Avenue - \$3,840
17. Sonoma – (Lease) – Garret Hall (Temp. Jury Assembly) - \$58,500
18. Tuolumne – (Lease) – Motherlode Fairgrounds (Temp. Jury Assembly) - \$51,600

**There were 0 canceled CFRs this reporting period.**



# Discussion Item 4

## List F – Funded FMs on Hold

- FMs on Hold for Shared Cost Approval
  - 4 Projects
  - \$3,614,522 JCC Share



# Discussion Item 5

## Lease / License Expense & Revenue Forecast

### FY 2020-21 - Overall Summary Forecast

Overview of Expenses	# of Agreements	Total Square Feet	Annual Cost
Court Facilities Trust Fund (CFTF)	24	553,155	\$11,297,482
Courthouse Construction Fund (CCF)/Other	5	85,504	\$2,764,670
Trial Court Trust Fund (TCTF)	48	297,295	\$7,923,249
Temporary Jury Assembly Licenses (TCTF)	10	37,400	\$486,832
<b>Totals</b>	<b>87</b>	<b>973,354</b>	<b>\$22,472,233</b>
Overview of Revenues	# of Agreements	Total Square Feet	Annual Receipts
Court Facilities Trust Fund (CFTF)	111	124,172	\$2,707,021
Immediate & Critical Needs Account (ICNA)	5	38,639	\$1,364,204
State Court Facilities Construction Fund (SCFCF)	4	532	\$72,511
<b>Totals</b>	<b>120</b>	<b>163,343</b>	<b>\$4,143,736</b>

**Note: Summary does not include \$55M ICNA Payment for Long Beach CH Service Fee**



JUDICIAL COUNCIL  
OF CALIFORNIA

# Discussion Item 5

## Lease / License Expense & Revenue Forecast

### FY 2020-21 - Number of Agreements by Court

Courts	# of Expense Agreements	Annual Cost	# of Revenue Agreements	Annual Receipts
Alameda	1	\$397	7	\$108,251
Amador	1	\$55,800	0	\$0
Colusa	1	\$2,975	0	\$0
Contra Costa	2	\$485,747	3	\$42,280
Del Norte	1	\$32,192	0	\$0
Fresno	4	\$3,051,095	3	\$112,832
Glenn	2	\$143,926	0	\$0
Humboldt	1	\$3,000	0	\$0
Imperial	0	\$0	2	\$5,879
Inyo	3	\$103,245	0	\$0
Kern	4	\$767,673	1	\$37,668
Kings	0	\$0	1	\$4,005
Lake	2	\$68,669	0	\$0
Los Angeles	8	\$5,105,687	70	\$3,035,250
Madera	1	\$4,800	0	\$0
Mariposa	6	\$55,828	0	\$0
Merced	2	\$106,077	0	\$0
Monterey	1	\$88,020	2	\$23,394
Nevada	1	\$32,710	0	\$0
Orange	4	\$295,760	3	\$14,776
Placer	1	\$106,380	0	\$0





# Discussion Item 5

## Lease / License Expense & Revenue Forecast FY 2020-21 - Number of Agreements by Court

Courts	# of Expense Agreements	Annual Cost	# of Revenue Agreements	Annual Receipts
Plumas	0	\$0	1	\$9,600
Riverside	5	\$752,189	0	\$0
Sacramento	4	\$5,334,770	4	\$360,315
San Bernardino	8	\$1,359,207	3	\$8,892
San Diego	2	\$175,857	11	\$288,628
San Francisco	1	\$357,411	0	\$0
San Joaquin	1	\$209,104	2	\$19,412
San Luis Obispo	1	\$46,670	0	\$0
San Mateo	1	\$220,510	0	\$0
Santa Barbara	1	\$36,000	1	\$22,581
Santa Clara	1	\$115,667	1	\$10,000
Santa Cruz	2	\$55,159	0	\$0
Shasta	2	\$94,222	0	\$0
Solano	2	\$390,953	0	\$0
Sonoma	3	\$1,417,515	0	\$0
Stanislaus	5	\$1,332,478	0	\$0
Tulare	1	\$45,621	3	\$24,646
Tuolumne	1	\$18,920	0	\$0
Ventura	0	\$0	1	\$8,772
Yolo	0	\$0	1	\$6,556

# Discussion Item 6

## Director's Report

- New Service Provider contracts
  - New Providers
  - New Business Model
  - Term is 5-year with option of two 3-year extensions for total of 6 additional years
- Analysis of effectiveness of air scrubbers
- Orange County Central Justice Center



# Info Only Item 1

## Governor's Budget

- Maintenance

- Trial Court
- Courts of Appeal
- Judicial Council

Total \$102.4 million

\$98.1 million

\$2.6 million

\$1.7 million

- Capital Outlay

- Lake-Lakeport
- Mendocino-Ukiah
- Los Angeles Master Plan Study
- Nevada-Nevada City Courthouse Study

Total \$74.7 million

\$68.1 million

\$3.3 million

\$2.4 million

\$0.9 million



JUDICIAL COUNCIL  
OF CALIFORNIA

# Info Only Item 1 Governor's Budget

## Trial Courts Maintenance - \$98.1 million

- Fire Life and Safety Facility Modification - \$18.9 million total (one time)
  - Orange-Center Justice Center \$4 million FY 21-22 and \$48.8 million FY 22-23
  - San Diego-East County Regional Center \$ 14.9 million
- Deferred Maintenance - \$28.5 million (one time)
  - Building management Systems \$17,972,000 million
  - Elevators (\$8,413,000) Roofs (\$415,000) and HVAC (\$1,700,000)
- Maintenance - \$24.4 million
- Utilities - \$18.7 million
- Leases - \$7.6 million



# Info Only Item 2 Update on DMF-2 Projects

Project Status	Number of Projects	Original Estimate	Current Amount
<b>Roof Projects</b>			
Project Approval	-	\$ -	\$ -
Project Initiation	-	\$ -	\$ -
Awaiting DOF Approval	3	\$ 3,869,201	\$ 3,869,201
Design	-	\$ -	\$ -
Agency Review	-	\$ -	\$ -
Procurement/Bid/Award	-	\$ -	\$ -
Construction	1	\$ 442,000	\$ 808,366
Close-Out	-	\$ -	\$ -
Completed	2	\$ 752,857	\$ 542,605
Cancelled	-	\$ -	\$ -
Deferred	4	\$ 8,035,975	\$ 15,373,612
<b>Subtotal</b>	<b>10</b>	<b>\$ 13,100,033</b>	<b>\$ 20,593,784</b>
<b>Elevator Projects</b>			
Project Approval	-	\$ -	\$ -
Project Initiation	-	\$ -	\$ -
Design	-	\$ -	\$ -
Agency Review	-	\$ -	\$ -
Procurement/Bid/Award	-	\$ -	\$ -
Construction	15	\$ 16,345,459	\$ 30,242,029
Close-Out	1	\$ 3,368,223	\$ 4,369,680
Completed	1	\$ 181,343	\$ 483,487
Cancelled	-	\$ -	\$ -
Deferred	2	\$ 720,203	\$ 129,977
<b>Subtotal</b>	<b>19</b>	<b>\$ 20,615,227</b>	<b>\$ 35,225,173</b>
<b>BAS Projects</b>			
Deferred due to funding shortfall	20	\$ 17,716,000	\$ 17,716,000
Construction	2	\$ 3,492,000	\$ 3,492,000
Procurement/Bid/Award	-	\$ -	\$ -
Cancelled	5	\$ 4,505,000	\$ 4,505,000
<b>Subtotal</b>	<b>27</b>	<b>\$ 25,713,000</b>	<b>\$ 25,713,000</b>
<b>HVAC Cooling System</b>			
Deferred due to funding shortfall	1	\$ 537,636	\$ 537,636
<b>Subtotal</b>	<b>1</b>	<b>\$ 537,636</b>	<b>\$ 537,636</b>
<b>Building Assessment</b>			
Completed	1	\$ 5,000,000	\$ 5,000,000
<b>Subtotal</b>	<b>1</b>	<b>\$ 5,000,000</b>	<b>\$ 5,000,000</b>
<b>Grand Total</b>	<b>58</b>	<b>\$ 64,965,896</b>	<b>\$ 87,069,593</b>



JUDICIAL COUNCIL  
OF CALIFORNIA

# Info Only Item 3

## Update on DMF-3 Projects

Project Status	Number of		Original Estimate	Current Amount
	Projects			
Scope development				
finalized	8	\$	10,381,763	\$ 10,381,763
Plan Review	1	\$	4,618,237	\$ 4,618,237
In Construction	2	\$	818,308	\$ 818,308
<b>Grand Total</b>	<b>11</b>	<b>\$</b>	<b>15,818,308</b>	<b>\$ 15,818,308</b>



# Info Only – Item 4

## Architectural Revolving Fund – Projects Update

- Refer to materials for report



JUDICIAL COUNCIL  
OF CALIFORNIA

# Information-Only Item 5

## List B – Facility Modifications Under \$100K (Priority 2)

- There were 19 new P2 FMs under \$100K this period
- Total estimated FM Program budget share is \$223,208





# Information Only Item 6

## List D – Priority 2 Facility Modifications Over \$100K and Priority 3 Facility Modifications

- 24 Priority 2 FMs over \$100K are currently on hold due to budget constraints
- Facility Modification Program Share - \$17,225,986



# Meeting Calendar

Next Meeting

Meeting Date	Type of Meeting
Friday, January 29, 2021	Phone
Monday, March 8, 2021	Phone
Monday, April 12, 2021	In-Person*
Friday, May 14, 2021	In-Person*
Monday, July 19, 2021	In-Person*
Monday, August 30, 2021	Phone
Thu. / Fri. October 28 - 29, 2021	In-Person* (Location TBD)
Monday, December 6, 2021	Phone
*Subject to change due to Covid.	



JUDICIAL COUNCIL  
OF CALIFORNIA

# Adjourn to Closed Session

- Closing Discussions
- Chair Closing Comments



JUDICIAL COUNCIL  
OF CALIFORNIA