



# JUDICIAL COUNCIL OF CALIFORNIA

---

TRIAL COURT FACILITY MODIFICATION  
ADVISORY COMMITTEE

## Meeting Documents

Meeting Date

May 25, 2018



# JUDICIAL COUNCIL OF CALIFORNIA

TRIAL COURT FACILITY MODIFICATION  
ADVISORY COMMITTEE

[www.courts.ca.gov/tcfmac.htm](http://www.courts.ca.gov/tcfmac.htm)  
[tcfmac@jud.ca.gov](mailto:tcfmac@jud.ca.gov)

## TRIAL COURT FACILITY MODIFICATION ADVISORY COMMITTEE

### OPEN MEETING WITH CLOSED SESSION AGENDA

Open to the Public Unless Indicated as Closed (Cal. Rules of Court, rule 10.75(c)(1))

OPEN PORTION OF THIS MEETING IS BEING RECORDED

---

**Date:** May 25, 2018  
**Time:** 10:00 AM - 4:00 PM  
**Location:** Sacramento/Teleconference for Public Access  
**Public Call-in Number:** 1-877-820-7831 Listen Only Code: 4502468

---

Meeting materials for open portions of the meeting will be posted on the advisory body web page on the California Courts website at least three business days before the meeting. Agenda items are numbered for identification purposes only and will not necessarily be considered in the indicated order.

---

#### I. OPEN MEETING (CAL. RULES OF COURT, RULE 10.75(C)(1))

---

##### **Call to Order and Roll Call 10:00 AM**

##### **Approval of Minutes**

Approve minutes of the April 9, 2018, Trial Court Facility Modification Advisory Committee meeting.

---

#### II. ACTION ITEMS (ITEMS 1-7)

---

##### **Action Item 1 – (Action Required) – List A – Emergency Facility Modification Funding (Priority 1)**

**Summary:** Ratify emergency facility modifications from List A.

**Action Requested:** Staff recommends 41 projects for a total of \$912,872 to be paid from Facility Modification program funds previously encumbered for Priority 1.

**Presenter:** Mr. Jagan Singh, Principal Manager, Facilities Services

##### **Action Item 2 – (Action Required) – List B – Facility Modifications Less than \$100K (Priority 2)**

**Summary:** Ratify facility modifications less than \$100K from List B.

**Action Requested:** Staff recommends 122 projects for a total of \$722,138 to be paid from Facility Modification program funds previously encumbered for Priority 2 less than \$100K.

**Presenter:** Mr. Jagan Singh, Principal Manager, Facilities Services

**Action Item 3 – (Action Required) – List D – Facility Modifications Over \$100K**

**Summary:** Review two projects per court request.

**Action Requested:** Review and direct staff on two court requested projects.

**Presenter:** Mr. Jagan Singh, Principal Manager, Facilities Services

**Action Item 4 – (Action Required) – Budget Change Proposal for FY 2019-20**

**Summary:** Discuss FY 2019-20 Budget Change Proposals for O&M and Security.

**Action Requested:** Approve the FY 2019-20 Budget Change Proposals for submittal to Judicial Council.

**Presenter:** Mr. Mike Courtney, Director, Facilities Services  
Ms. Mimi Morris, Principal Manager, Facilities Services

**Action Item 5 – (Action Required) – Revert Back the Unused Deferred Maintenance Fund (DMF) Contingency to Projects**

**Summary:** Revert back the unused Deferred Maintenance Fund Contingency to projects.

**Action Requested:** Approve staff recommendation to revert back the unused DMF Contingency to projects.

**Presenter:** Mr. Jagan Singh, Principal Manager, Facilities Services

**Action Item 6 – (Action Required) – Pre-Approval of Projects for FY 2018-19 Funds**

**Summary:** Approval of FY 2018-19 funds for projects to start in FY 2018-19.

**Action Requested:** Discuss and approve FY 2018-19 funds for projects so that they can start before the July 2018 TCFMAC meeting.

**Presenter:** Mr. Jagan Singh, Principal Manager, Facilities Services

**Action Item 7 – (Action Required) – DMF II List Based on \$100 Million Proposed in FY 2018-19 May Revise Budget**

**Summary:** Approval of the new list of DMF-II for \$100M.

**Action Requested:** Review and approve the new DMF-II List based on \$100M proposed in the FY 2018-19 May Revise Budget.

**Presenter:** Mr. Mike Courtney, Director, Facilities Services  
Mr. Jagan Singh, Principal Manager, Facilities Services

---

**III. DISCUSSION ITEMS (ITEMS 1 – 5)**

---

**Discussion Item 1 – Review Options Criteria for Seismic Renovation Feasibility Studies**

**Summary:** Review and discuss criteria of the three options for renovation of each building and JCC staff's selection of an option.

**Presenters:** Mr. Clifford Ham, Principal Architect, Facilities Services

**Discussion Item 2 – Deferred Maintenance Projects List**

**Summary:** Update on the Deferred Maintenance projects and update committee on one project that will be funded over multiple funds and construction management costs funding.

**Presenters:** Mr. Jagan Singh, Principal Manager, Facilities Services

**Discussion Item 3 – List E – Approved Court-Funded Facilities Requests (CFRs)**

**Summary:** Review and discuss CFR projects approved by the Facilities Services Director since the last meeting. Ten CFRs were approved during this period.

**Presenter:** Mr. Jagan Singh, Principal Manager, Facilities Services

**Discussion Item 4 – List F – Funded Facility Modifications on Hold**

**Summary:** Review and discuss projects that have previously been funded by the committee but are on hold for various reasons.

**Presenter:** Mr. Jagan Singh, Principal Manager, Facilities Services

**Discussion Item 5 – Five Year Master Plan - Deferred Maintenance List (5 Year)**

**Summary:** Five year master plan Deferred Maintenance List for Fiscal Year 2019-20

**Presenter:** Mr. Jagan Singh, Principal Manager, Facilities Services

---

**IV. INFORMATION ONLY ITEMS (ITEMS 1-2) (NO ACTION REQUIRED)**

---

**Information Item 1 – Architectural Revolving Fund (ARF) Project Update**

**Summary:** Receive the latest update on the status of facility modification projects in the ARF.

**Information Item 2 – FM Budget Reconciliation Report**

**Summary:** Informational report on FY 2017-18 monthly budget reconciliation and spending plan, as well as completed and cancelled facility modifications during the reporting period.

---

**V. ADJOURNMENT**

---

**Adjourn to Closed Session**

---

**VI. CLOSED SESSION (CAL. RULES OF COURT, RULE 10.75(d))  
(ACTION ITEM 1)**

---

**Call to Order**

**Approval of Minutes**

Approve closed session minutes of the April 9, 2018, Trial Court Facility Modification Advisory Committee meeting.

**Closed Action Item 1 – Security-Related – Facility Modifications Less than \$100K (Closed List B)**

**Facility Modification Security Projects (Action Required)**

Pursuant to California Rules of Court, Rule 10.75(d)(5) *Security plans or procedures or other matters that if discussed in public would compromise the safety of the public or of judicial branch officers or personnel or the security of judicial branch facilities or equipment, including electronic data.*

**Summary:** Review security-related facility modifications less than \$100K from Closed List B.

**Action Requested:** Staff recommends five security-related projects for a total of \$49,940 to be paid from Facility Modification Program Budget.

**Presenters:** Mr. Jagan Singh, Principal Manager, Facility Services  
Mr. Ed Ellestad, Security Operations Supervisor, Facility Services

---

**VII. CLOSED INFORMATION ONLY ITEM (ITEM 1) (NO ACTION REQUIRED)**

---

**Closed Information Only Item 1 – Security-Related – Facility Modifications Over \$100K (Closed List D)**

**Facility Modification Security Projects (Action Required)**

Pursuant to California Rules of Court, Rule 10.75(d)(5) *Security plans or procedures or other matters that if discussed in public would compromise the safety of the public or of judicial branch officers or personnel or the security of judicial branch facilities or equipment, including electronic data.*

**Summary:** Review security-related facility modifications greater than \$100K from Closed List D.

**Adjourn Closed Session**



# JUDICIAL COUNCIL OF CALIFORNIA

[www.courts.ca.gov/tcfmac.htm](http://www.courts.ca.gov/tcfmac.htm)  
[tcfmac@jud.ca.gov](mailto:tcfmac@jud.ca.gov)

TRIAL COURT FACILITY MODIFICATION  
ADVISORY COMMITTEE

## TRIAL COURT FACILITY MODIFICATION ADVISORY COMMITTEE

### MINUTES OF OPEN SESSION OF MEETING

April 9, 2018  
10:00 AM - 4:00 PM

Judicial Council of California – Sacramento/Teleconference

---

**Advisory Body Members Present:** Hon. Donald Cole Byrd, Chair  
Hon. William F. Highberger, Vice-Chair  
Hon. Jennifer K. Rockwell  
Hon. Vanessa W. Vallarta  
Ms. Nancy Eberhardt  
Mr. Jarrod Orr  
Ms. Linda Romero Soles  
Hon. James Stoelker  
Ms. Jeanine D. Tucker (by phone)

**Advisory Body Members Absent:** Hon. Brad R. Hill  
Hon. Patricia M. Lucas

**Others Present:** The following Judicial Council staff/others were present:  
Ms. Maria Atayde-Scholz, Supervisor, Facilities Services  
Ms. Craig Moen, Supervisor, Facilities Services  
Mr. Mike Courtney, Director, Facilities Services  
Ms. Pella McCormick, Deputy Director, Facilities Services  
Mr. Ed Ellestad, Security Operations Supervisor, Facilities Services  
Mr. Ken Levy, Attorney, Legal Services  
Mr. Andre Navarro, Supervisor, Facilities Services  
Mr. Jim Peterson, Principal Manager, Facilities Services  
Mr. Jagan Singh, Principal Manager, Facilities Services  
Mr. Randy Swan, Supervisor, Facility Services  
Mr. Paul Terry, Supervisor, Facility Services  
Mr. Patrick Treanor, Supervisor, Facilities Services  
Ms. Donna Newman, Senior Budget Analyst, Budget Services  
Ms. Angela Guzman, Manager, Budget Services  
Mr. Clifford Ham, Principal Architect, Facilities Services  
Mr. Mark Johnson, Supervisor, Facilities Services  
Ms. Sadie Varela, Administrative Specialist, Facilities Services  
Ms. Danyelle Hinojos, Administrative Specialist, Facilities Services  
Mr. Chris Magnusson, Senior Facilities Analyst, Facilities Services (by phone)  
Ms. Akilah Robinson, Associate Analyst, Facilities Services (by phone)

---

**OPEN SESSION OF MEETING**

---

**Call to Order, Opening Remarks, and Roll Call**

The chair called the open session of the meeting to order at 10:00 AM, roll was taken, and opening remarks were made.

**Approval of Minutes**

The advisory committee voted to approve the open session minutes of its meeting held on March 9, 2018. (*Motion: Highberger; Second: Rockwell*)

---

**PUBLIC WRITTEN COMMENTS**

---

No public comments were received.

---

**OPEN SESSION - ACTION ITEMS (ITEMS 1-7)**

---

**Action Item 1 –List A – Emergency Facility Modification Funding (Priority 1)**

**Summary:** Ratify emergency facility modifications from List A.

**Action:** *Reviewed and approved 17 projects for a total of \$84,485 to be paid from Facility Modification program funds previously encumbered. (Motion: Vallarta; Second: Highberger)*

**Action Item 2 –List B – Facility Modifications Less than \$100K (Priority 2)**

**Summary:** Ratify facility modifications less than \$100K from List B.

**Action:** *Reviewed and approved 46 projects for a total of \$448,423 to be paid from Facility Modification program funds previously encumbered. (Motion: Highberger; Second: Rockwell)*

**Action Item 3 –List C – Cost Increases Over \$50K**

**Summary:** Ratify facility modifications requiring cost increases over \$50K from List C.

**Action:** *Reviewed and approved two facility modification projects for a total cost increase to the Facility Modification Program Budget of \$3,927,953. (Motion: Romero Soles; Second: Vallarta)*

**Action Item 4 –List D – Facility Modifications Over \$100K**

**Summary:** Review recommended facility modifications over \$100K from List D and P3 projects.

**Action:** *Reviewed and approved two facility modification projects for a total cost to the Facility Modification Program Budget of \$572,047. (Motion: Rockwell; Second: Romero-Soles)*

**Action Item 5 – Trial Court Facility Modifications Report for Quarter 3 of FY 2017-18**

**Summary:** Draft of the report to the Judicial Council as an Information-Only item.

**Action:** Reviewed and approved the draft submission to the Judicial Council—with the addition of suggested language to the project spotlights—as an Information-Only item. (*Motion: Vallarta; Second: Stoelker*)

**Action Item 6 – Generator Replacements at Two Orange Court Facilities**

**Summary:** Discuss staff recommendation to replace two existing deficient generators at Orange Court facilities using funds through Cal OES Hazard Mitigation Grant Program.

**Action:** Approved staff recommendation to work with Orange Court to apply for funds through the CAL OES Hazard Mitigation Grant Program to replace existing deficient generators. (*Motion: Highberger; Second: Orr*)

**Action Item 7 – Facility Modifications Budget Update and Reallocation of Previously Approved FM Funds (Designated for Energy Projects)**

**Summary:** Review reallocation of funds for energy projects to be made available for facility modification projects.

**Action:** Approved reallocation of previously approved FM funds for energy projects to be made available for facility modification projects. New funds will be allocated to the 12 Energy efficiency projects in the next fiscal year. (*Motion: Rockwell; Second: Highberger*)

---

**OPEN SESSION - DISCUSSION ITEMS (ITEMS 1-8)**  
**(NO ACTION REQUIRED)**

---

**Discussion Item 1 – Review Seismic Renovation Feasibility Studies Methodology**

**Summary:** Discuss and receive an update on ARUP’s data gathering and development of the criteria for renovation.

**Discussion Item 2 – Budget Change Proposal Timeline for FY 2019-20**

**Summary:** Discussed timeline for submission of FY 2019-20 Budget Change Proposals.

**Discussion Item 3 – Court Facilities Trust Fund Status Update**

**Summary:** Received the latest update on the status of the Court Facilities Trust Fund.

**Discussion Item 4 – Architectural Revolving Fund (ARF) Project Update**

**Summary:** Received the latest update on the status of facility modification projects in the ARF.



**Discussion Item 5 – Deferred Maintenance \$45M List Progress Report**

**Summary:** Informational report on progress of \$45M Deferred Maintenance List.

**Discussion Item 6 – List E – Approved Court-Funded Facilities Requests (CFRs)**

**Summary:** Reviewed and discussed three CFR projects approved by the Facilities Services Director since the last meeting.

**Discussion Item 7 – List F – Funded Facility Modifications on Hold**

**Summary:** Reviewed and discussed projects that have previously been funded by the committee but are on hold for various reasons.

**Discussion Item 8 – Facility Modification Budget Reconciliation Report**

**Summary:** Informational report on FY 2017-18 monthly budget reconciliation and spending plan, as well as completed and cancelled facility modifications during the reporting period.

---

**ADJOURNMENT TO CLOSED SESSION AND ADJOURNMENT**

---

There being no further open session business, the open session of the meeting was adjourned at 1:40 PM, and the advisory committee moved to the closed session of the meeting. The closed session of the meeting—which was closed to the public for discussion of security-related items (per Cal. Rules of Court, Rule 10.75(d))—was adjourned at 2:15 PM.

Approved by the advisory body on \_\_\_\_\_



# JUDICIAL COUNCIL OF CALIFORNIA

TRIAL COURT FACILITY MODIFICATION  
ADVISORY COMMITTEE

Meeting Date: 05/25/2018

## Action Item 1 – (Action Required) - List A – Emergency Facility Modification Funding (Priority 1)

### Summary:

List A – Emergency Facility Modification Funding (Priority 1)

Total Project Count:	41
Total Potential FM Budget Share of Cost:	\$912,872

### Supporting Documentation:

- List A - Emergency Facility Modifications (Priority 1)

### Action Requested:

Staff recommends 41 projects for a total of \$912,872 to be paid from funds previously encumbered for emergency funding.

\*\*\*\*\*

### Priority 1 = Immediately or Potentially Critical.

Condition requires immediate action to return a facility to normal operations, or a condition that will become immediately critical if not corrected expeditiously. Such conditions necessitate the need to stop accelerated deterioration or damage, to correct a safety hazard that imminently threatens loss of life or serious injury to the public or court employees, or to remediate intermittent function and service interruptions as well as potential safety hazards. Such conditions may include, but are not limited to, the following: major flooding; substantial damage to roofs or other structural building components; or hazardous material exposure. Depending on scope and impact, a severe deterioration in life safety protection may also be considered a priority 1 condition requiring a facility modification.

Owing to their critical nature, priority 1 requests will be addressed immediately by JCC staff using internal procedures that ensure timely and effective responses to unplanned emergency or potentially critical conditions, including a method and a process for setting aside funds to address priority 1 conditions.





JUDICIAL COUNCIL  
OF CALIFORNIA

TRIAL COURT FACILITY MODIFICATION  
ADVISORY COMMITTEE

DRAFT

Trial Court Facility Modification  
**Emergency and Priority 1 (List A)**  
3/20/2018 to 05/07/2018  
Meeting Date 05/25/2018

	FM NUMBER	LOCATION	FACILITY NAME	BUILDING ID	PRIORITY	SHORT TITLE	TCFMAC FUNDED COST	FACILITY MODIFICATION PROGRAM BUDGET SHARE OF PRELIMINARY ESTIMATE	JOB STATUS	FACILITY MODIFICATION PROGRAM BUDGET % of COST
1	FM-0061798	El Dorado	Main St. Courthouse	09-A1	1	HVAC - Trouble shoot chiller failure. Located a refrigerant leak at a flare union and replaced the fitting. Recharged the chiller with 30lbs. of R-22 refrigerant. Returned the equipment to service. Re-checked for leaks and proper operation.	\$ 3,567	\$ 3,567	Complete	100
2	FM-0061987	Merced	Main Merced Courthouse	24-A8	1	Fire-Life-Safety - Correction to deficiencies in court building identified during project review by fire inspector. Upgrades required to bring building into compliance. Installing a smoke detector in Room M135. Changing candela ratings on devices listed by AHJ. Revising drawings showing changes to battery calculations and addressing missing strobe devices B8 and B9.	\$ 20,000	\$ 20,000	In Work	100
3	FM-0061992	Los Angeles	Compton Courthouse	19-AG1	1	HVAC- Entire 6th floor has no heat; AHU 3-way valve has failed restricting airflow. Replaced (1) 3 way 1 inch control valve, (2) 2 inch ball valves, (3) 2 inch dielectric unions, (1) valve actuator, (1) 2 inch strainer, and 10 ft. of 2 inch piping. Conducted environmental testing, and removed identified ACM insulation on piping.	\$ 2,500	\$ 2,500	In Work	100
4	FM-0061994	Madera	New Madera Courthouse	20-F1	1	Fire Protection - Replace faulty variable frequency drive for smoke exhaust fan #2 (SEF-2) - Drive is integral to operation of smoke exhaust system.	\$ 5,269	\$ 5,269	In Work	100
5	FM-0061998	Santa Barbara	Figueroa Division	42-B1	1	HVAC - Replace leaking solenoid valve, site glass and 2 drier cores for Chillers 1 and 2 - refrigerant found to be at unacceptable levels and present shutdown and further damage to chiller units if faulty parts not restored and leaking parts replaced.	\$ 15,188	\$ 15,188	In Work	100
6	FM-0062014	Santa Clara	Hall of Justice (East)	43-A1	1	Fire Protection - Fire main piping is corroded and leaking caused the system to fail - - Replaced (1) 6-inch fire main pipe above ceiling of holding cell work station three. Install approx. 10' of new piping - Currently affecting the court fire protection capability.	\$ 6,806	\$ 6,806	In Work	100
7	FM-0062017	Los Angeles	Compton Courthouse	19-AG1	1	HVAC- Erect (1) 5'x20'x9' containment, (1) Decon Chamber, remove & replace (28) 1'x1' Ceiling Tiles. Replace (1) 15-3/4" damper & (1) 19-3/4" damper, (2) damper actuators, (1) pneumatic thermostat. 6th Floor Dept. 14 VAV is not operating causing inconsistent temperatures in the affected area.	\$ 2,500	\$ 2,500	In Work	100
8	FM-0062018	Los Angeles	Burbank Courthouse	19-G1	1	Elevators -Custody elevator#3 - Replace the following defective parts, (3) fuses and (1) ground cab wire#3, causing elevator not to function and impacting court operations.	\$ 2,500	\$ 2,500	In Work	100
9	FM-0062019	Los Angeles	Airport Courthouse	19-AU1	1	Elevators, Escalators, & Hoists - Replace (1) Elevator Drive on Judge's Elevator, re-program, test for operation, and put back into service. Judge's Elevator stopping and hesitating upon reaching floors. This poses potential entrapment and safety issue.	\$ 52,974	\$ 52,974	In Work	100
10	FM-0062020	Los Angeles	Michael D. Antonovich Antelope Valley Courthouse	19-AZ1	1	HVAC - Replace (1) defective VFD for Supply fan for AHU-3. Air Handler Unit #3 is not operational and impacting the HVAC for the south section of the building	\$ 5,000	\$ 5,000	In Work	100
11	FM-0062022	Los Angeles	West Covina Courthouse	19-X1	1	County Managed - Fire Protection Replace (2) gauges for downstairs risers, eight (8) 1.5" Polyflex fire hoses, and one (1) 1.5" Fire hose value. To have System certified per Fire Code Regulation #19.	\$ 4,151	\$ 4,151	In Work	100



**JUDICIAL COUNCIL  
OF CALIFORNIA**

TRIAL COURT FACILITY MODIFICATION  
ADVISORY COMMITTEE

DRAFT

Trial Court Facility Modification  
**Emergency and Priority 1 (List A)**  
3/20/2018 to 05/07/2018  
Meeting Date 05/25/2018

FM NUMBER	LOCATION	FACILITY NAME	BUILDING ID	PRIORITY	SHORT TITLE	TCFMAC FUNDED COST	FACILITY MODIFICATION PROGRAM BUDGET SHARE OF PRELIMINARY ESTIMATE	JOB STATUS	FACILITY MODIFICATION PROGRAM BUDGET % of COST	
12	FM-0062028	Los Angeles	Stanley Mosk Courthouse	19-K1	1	Plumbing - Replace (1) 1/2" Angel Stop, drain riser from 6th to 8th flr, abate and replacement of 15 square feet of vct flooring and mastic. Disinfect Bacteria Contamination on 20sf ceiling tiles, 10sf carpet flooring and 1-wood table, clear drain to allow proper drainage. Water intrusion caused by a leaking drinking water fountain causing the water to continuously run overwhelming the drain. Affected area 2nd floor Secure Corridor and 1st floor Rm 111. Work performed in known ACM Environment.	\$ 2,432	\$ 2,365	In Work	97.26
13	FM-0062029	Alameda	Fremont Hall of Justice	01-H1	1	HVAC – Boilers 1 and 2 off line - Replace onboard failed low water cutoff control board - Specialized vendor with high efficiency boiler diagnostic equipment was required to determine what had failed and was causing the boilers shutdown - Court impact due to complete loss of heating capacity.	\$ 7,927	\$ 7,927	In Work	100
14	FM-0062032	Los Angeles	Compton Courthouse	19-AG1	1	Fire Protection - Fuel distribution is not acceptable to the fire pumps - Install a temporary fuel system to adequately supply fuel to the two fire pumps in the penthouse. Work will include a temporary 500 gallon sual wall fuel storage tank, new double wall piping to the existing fuel lines and installing in line fuel pumps to push fuel to the penthouse	\$ 82,663	\$ 54,665	In Work	66.13
15	FM-0062044	Los Angeles	El Monte Courthouse	19-O1	1	Elevators-Public elevator #2 -Replace (1) dampering motor, elevator is current not in operation. This building only has 2 public elevators.	\$ 7,597	\$ 4,415	In Work	58.12
16	FM-0062049	Los Angeles	Pomona Courthouse South	19-W1	1	HVAC - Replace (1) blower wheel for Air Handling Unit #3. Air Handling Unit#3 had to be shut down and impacting the HVAC building system.	\$ 12,951	\$ 12,951	In Work	100
17	FM-0062066	Santa Clara	Morgan Hill Courthouse	43-N1	1	Exterior shell - Excessive air pressure under roof membrane - Install (2) air release vent in failed roof membrane - Seal (2) second floor failed window ledge sealant - Install (1) tie off bracket to access window - Replace (3) vent pipes due to excessive air pressure - install (1) access hatch to hard deck ceiling to access piping - currently compromising the courts exterior shell.	\$ 11,360	\$ 11,360	In Work	100
18	FM-0062073	Los Angeles	Stanley Mosk Courthouse	19-K1	1	Plumbing-Leak replaced 2, two inch isolation ball valves, removed and replaced 2 faucet stems on the hot & cold in janitorial closet faucet on the 2nd floor. Hot and cold risers drained and restored to complete the work. Including remediation containment and drying equipment, Poly 6 mil cover over carpet, water leaked inside wall on second floor, into rooms 243C, 241H, and down to room 119.	\$ 2,500	\$ 2,500	In Work	100
19	FM-0062089	Los Angeles	Compton Courthouse	19-AG1	1	Interior Finishes- Emergency Board-up of (1) 30"x72" window after pane fell out due to high wind. Replace (3) 30"x72" Bronze Glass window panels with assistance of high boom lift. (1) Glass window panel fell out and while boarding up it is was discovered (2) more badly cracked and replaced to prevent a repeat occurrence.	\$ 5,000	\$ 5,000	In Work	100
20	FM-0062094	Los Angeles	Santa Monica Courthouse	19-AP1	1	Plumbing - Water leak above ceiling Lock-Up Rooms 108A & 108B, replaced (6) 9 inch X 9 Inch VCT tiles, replaced app. 3 ft. of 2-inch pipe on the chilled water loop, remove and replace Insulation on exposed chilled water pipe. Abated and removed 10 linear ft. of pipe insulation to expose the leak coming from the 2-inch domestic water line, erected containments. (7) critical barriers (40 inch x 80 inch) on main doors, ACM environmental protocol required.	\$ 2,500	\$ 2,500	In Work	100



**JUDICIAL COUNCIL  
OF CALIFORNIA**

TRIAL COURT FACILITY MODIFICATION  
ADVISORY COMMITTEE

DRAFT

Trial Court Facility Modification  
**Emergency and Priority 1 (List A)**  
3/20/2018 to 05/07/2018  
Meeting Date 05/25/2018

	FM NUMBER	LOCATION	FACILITY NAME	BUILDING ID	PRIORITY	SHORT TITLE	TCFMAC FUNDED COST	FACILITY MODIFICATION PROGRAM BUDGET SHARE OF PRELIMINARY ESTIMATE	JOB STATUS	FACILITY MODIFICATION PROGRAM BUDGET % of COST
21	FM-0062095	Los Angeles	Compton Courthouse	19-AG1	1	HVAC - 6th floor replaced the cold deck damper, 16x19 7/8 x5, and hot deck damper, 16x15 7/8. Installed (2) 8-13# actuators and 12ft of copper tubing for pneumatic air and insulated the VAV box. Installed a 14x14 access panel on side of VAV box, calibrated pneumatic thermostat with new dampers and actuators. 6th floor Dept. 9 is non responsive to T-Stat Signal.	\$ 2,500	\$ 2,500	In Work	100
22	FM-0062115	Placer	Bill Santucci Justice Center	31-H1	1	Fire Protection - The mother board in the fire control panel has failed. Fire watch is required until the new board is obtained, installed, and programmed.	\$ 20,000	\$ 20,000	In Work	100
23	FM-0062118	Los Angeles	Chatsworth Courthouse	19-AY1	1	Plumbing - Replace (1) 3" No Hub Flange on 3 cast iron pipe for the Sewage Injector Pump. No hub flange failed causing the cast iron pipe to separate and spill sewage in the mechanical room. Environmental and remediation performed under P1	\$ 5,000	\$ 5,000	In Work	100
24	FM-0062132	Los Angeles	Eastlake Juvenile Court	19-R1	1	County Managed - HVAC - Repairs in Dept 201 judges chamber due to steam condensate return leak. LAISD conducted remediation of hazardous materiel of walls and removal of ceiling tiles during the repair of condensate line.	\$ 9,587	\$ 9,587	In Work	100
25	FM-0062134	Los Angeles	Airport Courthouse	19-AU1	1	Elevators, Escalators, & Hoists- Replace corrupted CPU Boards and Software, download new software in Freight Elevator. Existing CPU Board failed and software corrupted causing elevator to not operate.	\$ 16,034	\$ 12,373	In Work	77.17
26	FM-0062136	Santa Clara	Palo Alto Courthouse	43-D1	1	HVAC – The basement HVAC Exhaust fan that serves the entire building failed due to age– Replace 12000 CFM Dual fan exhaust. Includes welds to (1) stock shaft piece to existing shaft, new bearing and pulley, and connect to duct work. Rigging was needed to remove old and install new fan. Affecting the buildings HVAC exhaust system.	\$ 36,006	\$ 36,006	In Work	100
27	FM-0062140	Riverside	Hall of Justice	33-A3	1	Plumbing - Holding - Remove and replace two (2) failed sewage ejector pumps, located in the in-custody holding of the courthouse, with two (2) new Tsurumi 3ph cutter pumps. The original pumps were tested and found unrepairable with temporary pumps in place to ensure building operation. Work includes cleanout of ejector tank, removal of debris.	\$ 27,144	\$ 27,144	In Work	100
28	FM-0062146	Los Angeles	Norwalk Courthouse	19-AK1	1	Plumbing - Replace one (1) defective low water board on the Domestic Hot Water Boiler. Attempted to reset and restart; boiler unresponsive to reset signal. Only Hot Water boiler in Courthouse; No Hot Water service to building.	\$ 2,500	\$ 2,500	In Work	100
29	FM-0062147	Los Angeles	Pasadena Courthouse	19-J1	1	Plumbing - Water leaked from a cracked 4" expansion line in the 3rd floor Women's restroom. Impacting Room 213 Probation Office(2nd Floor); affecting (130) 1'x1' ceiling tiles, (150) Sq. Ft. floor, (25) gal. water extracted. Leaking into ceiling of 1st Floor Room 100; affecting (4) 2'x2' Ceiling tiles wet; No water leaking to floor. Replaced one (1) 4" expansion line, (134) ceiling tiles. Containment and environmental cleaning had to be performed.	\$ 2,500	\$ 2,500	In Work	100
30	FM-0062148	Los Angeles	Stanley Mosk Courthouse	19-K1	1	Plumbing- Category 3 water remediation due to toilet overflow. Eight (8) gallons of water in 9th floor employee restroom. Water seeped down to department 87 on 8th floor. A 3' x 3' area of carpet and two (2) 2' x 2' ceiling tiles are wet. HEPA equipped vacuums utilized to remediate and disinfect all affected surfaces and disposed of properly in accordance with all state, local and federal regulations that pertain to bacterial disposal practices	\$ 2,500	\$ 2,500	In Work	100



**JUDICIAL COUNCIL  
OF CALIFORNIA**

TRIAL COURT FACILITY MODIFICATION  
ADVISORY COMMITTEE

DRAFT

Trial Court Facility Modification  
**Emergency and Priority 1 (List A)**  
3/20/2018 to 05/07/2018  
Meeting Date 05/25/2018

	FM NUMBER	LOCATION	FACILITY NAME	BUILDING ID	PRIORITY	SHORT TITLE	TCFMAC FUNDED COST	FACILITY MODIFICATION PROGRAM BUDGET SHARE OF PRELIMINARY ESTIMATE	JOB STATUS	FACILITY MODIFICATION PROGRAM BUDGET % of COST
31	FM-0062157	Los Angeles	Compton Courthouse	19-AG1	1	Plumbing – Repaired defective drain pipe, replaced 10 ft of 4 inch cast iron pipe, (1) 4 inch combe, (4) 4 inch heavy weight couplings. Remediation performed for ACM and bacterial clean-up., completed build back of ceiling, total 70 1x1 ceiling tiles. Ceiling leaking into 8th Floor Southwest public hallway	\$ 1,653	\$ 1,093	In Work	66.13
32	FM-0062158	San Diego	County Courthouse	37-A1	1	Plumbing - Replaced two (2) 4' x 2' ceiling tiles, tightened hot water line coupling, set-up 10' x 10' x 10' containment, clean-up all surfaces, removed fallen debris, extracted water from carpet, and performed environmental air testing within known ACM area. A Loose hot water line coupling caused water to leak and saturate ceiling tiles and fall onto D44 Judge's Chambers.	\$ 6,303	\$ 6,303	In Work	100
33	FM-0062164	Los Angeles	Clara Shortridge Foltz Criminal Justice Center	19-L1	1	HVAC - Replaced failed shut off valves, remediated and replaced eighty (80) square feet of ACM 4" Pipe Elbow Insulation. AHU-14-4 Chilled Water line leaking due to excessive deterioration.	\$ 5,000	\$ 5,000	In Work	100
34	FM-0062165	Santa Cruz	Watsonville Courthouse	44-B2	1	Fire Protection - Fire door failed - Restrung (1) sash chain on rolling steel fire door - Reset Fire Fly system - Align drive side gears and retention chain - Perform complete operational and drop test.. – The court is unable to secure the public counters and this is a Fire life safety issue	\$ 7,187	\$ 7,187	In Work	100
35	FM-0062167	San Diego	County Courthouse	37-A1	1	Elevators- Replace one (1) S11 board and installed 6 new amp traps (fuses) on Public Elevator #N2. N2 Elevator became stuck on the 3rd floor and not responding to calls, doors remained closed with no entrapments.	\$ 3,429	\$ 2,655	In Work	77.42
36	FM-0062175	Los Angeles	Van Nuys Courthouse West	19-AX2	1	Elevators -Replace (1) defective edge board for Elevator #4. Elevator#4 has stopped on 4th Floor and the defective edge board was found after an analysis. This is currently impacting court operations.	\$ 5,000	\$ 5,000	In Work	100
37	FM-0062180	Alameda	Hayward Hall of Justice	01-D1	1	Plumbing – Cast Iron and Copper Waste Pipe failed and is leaking in 1st floor Courtrooms - Remove concrete around drain to allow approx. (6) fittings and (10') of pipe to be replaced. Erect ceiling support scaffolding in courtroom - Install planks above ceiling supports to provide access - - Water Pipe Leak - Remove insulation and replace multiple areas of pipe leaking .	\$ 26,106	\$ 26,106	In Work	100
38	FM-0062185	Santa Clara	Palo Alto Courthouse	43-D1	1	Interior Finishes - Door hardware failed and is not functioning - Replace (2) crash bar exit devices for courtroom doors, includes new locking mechanism.	\$ 7,356	\$ 7,356	In Work	100
39	FM-0062191	Los Angeles	El Monte Courthouse	19-O1	1	Elevators -Re-build generator for judges elevator #5 and take to shop to refurbish. Rewind, dip, and bake stater. Rewind armature. Bore and machine bearings housing. Replace bearings and bushings. Return and re-install generator. Elevator was stuck on 1st floor and not responding.	\$ 52,349	\$ 52,349	In Work	100
40	FM-0062192	Orange	Central Justice Center	30-A1	1	Fire Protection - Remove and replace one SIGA-270 Pull Station and MBA1024 Fire Bell. A fire sprinkler burst inside the basement steam room creating steam and causing multiple other fire sprinklers to burst. An area of about 30,000 square feet in the basement flooded causing water damage. Restoration and clean-up required to dry out the basement and return it to operational.	\$ 10,652	\$ 9,711	In Work	91.17



**JUDICIAL COUNCIL  
OF CALIFORNIA**

TRIAL COURT FACILITY MODIFICATION  
ADVISORY COMMITTEE

DRAFT

Trial Court Facility Modification  
**Emergency and Priority 1 (List A)**  
3/20/2018 to 05/07/2018  
Meeting Date 05/25/2018

	FM NUMBER	LOCATION	FACILITY NAME	BUILDING ID	PRIORITY	SHORT TITLE	TCFMAC FUNDED COST	FACILITY MODIFICATION PROGRAM BUDGET SHARE OF PRELIMINARY ESTIMATE	JOB STATUS	FACILITY MODIFICATION PROGRAM BUDGET % of COST
41	FM-0062050	Los Angeles	Clara Shortridge Foltz Criminal Justice Center	19-L1	1	Electrical - Replace (1) failed 4160 V transformer. Required 1 week rental & installation of 1-Megawatt temporary generator to restore lighting and HVAC. Building power loss due to failed transformer in sub-level electrical room. Air Handler Units to entire building 19 floors and lighting on West side building impacted. ACM testing required due to Soffit removal, needed for accessibility for electricians and removal/installation of transformer.	\$ 445,864	\$ 445,864	In Work	100.00
							\$ 950,054	\$ 912,872		





# JUDICIAL COUNCIL OF CALIFORNIA

TRIAL COURT FACILITY MODIFICATION  
ADVISORY COMMITTEE

Meeting Date: 05/25/2018

## **Action Item 2 – (Action Required) - List B – Facility Modifications Less than \$100K (Priority 2)**

### **Summary:**

List B – Facility Modifications Less than \$100K (Priority 2)

Total Project Count:	122
Total Potential FM Budget Share of Cost:	\$722,138

### **Supporting Documentation:**

- List B – Facility Modifications Less than \$100K (Priority 2)

### **Action Requested:**

Staff recommends 122 projects for a total of \$722,138 to be paid from funds previously encumbered for facility modifications less than \$100K.

\*\*\*\*\*

**Priority 2—Necessary, but Not Yet Critical.** Condition requires correction to preclude deterioration, potential loss of function or service, or associated damage or higher costs if correction is further deferred.





JUDICIAL COUNCIL  
OF CALIFORNIA

TRIAL COURT FACILITY MODIFICATION  
ADVISORY COMMITTEE

DRAFT

Trial Court Facility Modification  
**FMs Less Than \$100K (List B)**  
03/20/2018 to 05/07/2018  
Meeting Date 5/25/2018

	FM NUMBER	LOCATION	FACILITY NAME	BUILDING ID	PRIORITY	SHORT TITLE	TCFMAC FUNDED COST	FACILITY MODIFICATION PROGRAM BUDGET SHARE OF PRELIMINARY ESTIMATE	JOB STATUS	FACILITY MODIFICATION PROGRAM BUDGET % of COST
1	FM-0061629	Los Angeles	Michael D. Antonovich Antelope Valley Courthouse	19-AZ1	2	Electrical - Replace approx. 150LF of electrical wiring, 15LF of 1" schedule 40 PVC conduit. Saw cut concrete and re-pour 0.25 CY of new concrete. Currently impacting 25% of the parking lot lights.	\$ 34,293	\$ 25,209	In Work	73.51
2	FM-0061838	Alameda	New East County Hall of Justice	01-J1	2	Vandalism - Holding Cell – Replace (1) 22x34 fire rated custom made cell door window pane deliberately broken by in-custody. Work to be done during non-business hours.	\$ 15,507	\$ 15,507	In Work	100.00
3	FM-0061906	Los Angeles	Van Nuys Courthouse East	19-AX1	2	Roof - Patch (20) 1 x 1 holes in stucco of West Penthouse wall; Replace (1) 6 x 36 louver missing from West Penthouse wall. Water was penetrating inside the mechanical room. The louver became loose and flew away because of wind.	\$ 11,355	\$ 10,190	In Work	89.74
4	FM-0061920	Shasta	Main Courthouse	45-A1	2	HVAC - Boiler - Replace 3 failed control gas valves and ignitors on the courthouse boiler.	\$ 2,000	\$ 1,335	In Work	66.73
5	FM-0061929	Mendocino	County Courthouse	23-A1	2	Plumbing - Correction and ACM abatement for leaking drain pipe - Setup containment/abate approximately 75 square feet of ACM lath/plaster ceilings at (2) bathrooms (One each men's/women's) to access plumbing for repairs; air monitor for clearance; remove/replace approximately 10' of drain line at women's restroom; tighten or replace leaking steam pipe union at men's restroom; install two ceiling access panels approximately 18" x 24 in each restroom. - Plumbing drain and steam pipe leaking at restroom ceilings; access panel installation instead of patch/paint.	\$ 24,360	\$ 16,472	In Work	67.62
6	FM-0061934	Los Angeles	Santa Monica Courthouse	19-AP1	2	Roof - Rain water has leaked and penetrated through roof affecting several ceiling in depts S & T. Scrape approx. 300 SF of old gravel, apply asphalt primer & mastic, fiberglass mesh to re-enforce the area top coat on the mastic, and add 1 coat of sphalt primer. Provide emulsion roof surfacing then broadcast new gravel on the affected area.	\$ 7,724	\$ 6,063	In Work	78.49
7	FM-0061936	Sutter	New Sutter County Courthouse	51-C1	2	Grounds and Parking Lot - Relocate security camera due to tree blocking viewing location.	\$ 2,154	\$ 2,154	In Work	100.00
8	FM-0061939	Sutter	New Sutter County Courthouse	51-C1	2	Security-Replace 3 DSX Control Boards to elevator- Bad control board is not allowing #2 Elevator not going to 3rd floor.	\$ 6,953	\$ 6,953	In Work	100.00
9	FM-0061949	Solano	Old Solano Courthouse	48-A3	2	Fire Protection - LOTO fire sprinkler system; Place fire alarm in test mode; Disassemble 4" test valves; remove failed seals; Install new (4) seals. - Test valves were leaking after preventive maintenance.	\$ 3,797	\$ 3,797	In Work	100.00



JUDICIAL COUNCIL  
OF CALIFORNIA

TRIAL COURT FACILITY MODIFICATION  
ADVISORY COMMITTEE

DRAFT

Trial Court Facility Modification  
**FM's Less Than \$100K (List B)**  
03/20/2018 to 05/07/2018  
Meeting Date 5/25/2018

	FM NUMBER	LOCATION	FACILITY NAME	BUILDING ID	PRIORITY	SHORT TITLE	TCFMAC FUNDED COST	FACILITY MODIFICATION PROGRAM BUDGET SHARE OF PRELIMINARY ESTIMATE	JOB STATUS	FACILITY MODIFICATION PROGRAM BUDGET % of COST
10	FM-0061955	Riverside	Riverside Juvenile Court	33-N1	2	Vandalism - Front Entry/Public Defenders - Remove and replace one front left quarter inch bronze glass pane (28 x 105) at the building entry, one 3068 solid core birch wood door, and two door handles (one ND53 office lever lock and one ND80 store room lever lock). A vandal (03/03/2018) broke the front window pane of the building and forced his way into the building and the District Attorneys space breaking one door and two door handles. The DA space is currently unsecured and needs the locks replaced for safety and security. Suspect was apprehended.	\$ 5,041	\$ 2,487	In Work	49.34
11	FM-0061965	Los Angeles	Compton Courthouse	19-AG1	2	Elevators, Escalators, & Hoists - Elevator #4 Compensating cable has come loose, and needs to be re-attached. Non-mechanical impact, loose compensation cable making loud noise when in operation and therefore taken out of service.	\$ 16,861	\$ 11,150	In Work	66.13
12	FM-0061981	Madera	New Madera Courthouse	20-F1	2	Elevators, Escalators, & Hoists - replace spliced/shorted wire in the seismic system with unspliced wire - spliced wire in seismic system was determined to be cause of intermittent shutdown of elevator.	\$ 4,957	\$ 4,957	In Work	100.00
13	FM-0061984	Orange	Civil Complex Center ("CXC")	30-A3	2	Grounds and Parking Lot Main Entrance - Remove 6' X 12' section of broken concrete at the entrance to the Civil Complex Center and replace with new 6 x 12 4 inch pour to match existing. The broken section of concrete is creating a trip hazard and attempts to grind down have proved insufficient to remediate hazard. Tree roots, causing the lift, will also be removed.	\$ 5,471	\$ 4,988	In Work	91.17
14	FM-0061989	San Bernardino	Fontana Courthouse	36-C1	2	Interior Finishes - Replace failed fire rated door with stain grade fire rated door with same rating and of similar color and grade using existing hardware. Fire rated door is compromised, top part of door broke off. This work is necessary to be in compliance.	\$ 3,248	\$ 2,700	In Work	83.13
15	FM-0061995	Riverside	Hemet	33-F1	2	Vandalism - Front Exit Door Replace broken 25 x 68 bronze tinted glass door panel damaged by a customer on 02/26/2018. Work includes 36 x 79 sheet board up and removal. Failure to board up and replace glass will result in an unsecured building.	\$ 2,244	\$ 2,244	Complete	100.00
16	FM-0061999	Los Angeles	Torrance Courthouse	19-C1	2	Grounds & Parking Lot- Replace (5) solar batteries, (1) control panel on (5) solar powered pole lights. Batteries have failed due to failed control panel. North Employee Parking Lot lights are currently non-operational due to failure, and areas are extremely dark when staff are heading home.	\$ 5,930	\$ 5,049	In Work	85.14
17	FM-0062000	Solano	Old Solano Courthouse	48-A3	2	Electrical - Emergency generator - Remove failed battery charger and block heater; Install new battery charger and block heater. These items have failed and during generator did not start during preventive maintenance.	\$ 2,698	\$ 2,698	In Work	100.00
18	FM-0062001	Butte	Butte County Courthouse	04-A1	2	HVAC - Remove and replace defective multizone 3 return motor with new motor. This is a return fan motor that has failed (bearing failed), motor is mechanically locked. Need to be replaced due to improper air flow of judges chambers, jury rooms and offices.	\$ 2,495	\$ 2,495	In Work	100.00
19	FM-0062002	San Joaquin	Lodi Branch- Dept. 2	39-D2	2	HVAC - Replace and program multi-zone VAV controller for AHU2 (Trane Custom unit) - Control Board has failed and replacement with programming is required to restore unit to operation	\$ 3,703	\$ 3,703	Complete	100.00



JUDICIAL COUNCIL  
OF CALIFORNIA

TRIAL COURT FACILITY MODIFICATION  
ADVISORY COMMITTEE

DRAFT

Trial Court Facility Modification  
**FMs Less Than \$100K (List B)**  
03/20/2018 to 05/07/2018  
Meeting Date 5/25/2018

	FM NUMBER	LOCATION	FACILITY NAME	BUILDING ID	PRIORITY	SHORT TITLE	TCFMAC FUNDED COST	FACILITY MODIFICATION PROGRAM BUDGET SHARE OF PRELIMINARY ESTIMATE	JOB STATUS	FACILITY MODIFICATION PROGRAM BUDGET % of COST
20	FM-0062003	Stanislaus	Modesto Main Courthouse	50-A1	2	Plumbing - Replace failed 1.5in backflow preventor (RP) device in basement boiler room - unit failed annual inspection repair kit was unsuccessful and full replacement is required.	\$ 4,107	\$ 4,107	In Work	100.00
21	FM-0062005	Lassen	Hall of Justice	18-C1	2	Utilities - Boiler 3 that runs the snow melt was off line. Leak was found under concrete in Zone 3, the north east front corner of building. Ordered Glycol to refill system and get back on line. Leak was found under concrete at zone 3 (northeast front corner). Shut zone 3 down and isolate. Vendor will demo and replace approx. 124 sq.ft. of concrete in front entry area. They will install construction fencing around work area. Then saw cut , demo, and haul away concrete. Place and finish new concrete. Pride will then inspect piping and make repairs. Once repair is made Pride will pressurize zone 3 and verify leaks are fixed. Re-fill with glycol mixture of 40% glycol and 60% water. Pour concrete and finish to match area.	\$ 13,468	\$ 13,468	In Work	100.00
22	FM-0062006	Los Angeles	Airport Courthouse	19-AU1	2	Elevators, escalators, & hoists - Replace (1) power drive for public elevator #2. Power drive has failed and the elevator does not function. Elevator has been placed out of service to prevent any entrapments.	\$ 42,367	\$ 32,695	In Work	77.17
23	FM-0062007	Contra Costa	Bray Courts	07-A3	2	HVAC - Added new isolation for the hot water loop; Replace failed Hot water Valve and actuator; replace the circuit setting. - Valve has failed and the temp in room cannot be controlled	\$ 2,799	\$ 2,799	In Work	100.00
24	FM-0062009	San Bernardino	Fontana Courthouse	36-C1	2	Interior Finishes - Replace 96 sq. ft. of damaged VCT floor tiles in the Courthouse lobby tiles. The floor tiles are broken and loose, water damage caused slab and tile to lift and break the tiles.	\$ 4,115	\$ 3,421	In Work	83.13
25	FM-0062010	Los Angeles	Downey Courthouse	19-AM1	2	HVAC - Remove and replace (1) Pneumatic Air Compressor Motor and Pump including adapting all piping and electrical as needed. Existing Pneumatic Air Compressor motor and pump is failing due to the bearings in the motor and the bearings in the pump creating possible P1 emergency. Pneumatic Compressor provides air to operate Court HVAC system.	\$ 6,573	\$ 5,502	In Work	83.70
26	FM-0062011	Fresno	Fresno County Courthouse	10-A1	2	Plumbing - Replace South HVAC hot water pump and motor - Pump leaks at seal and repairs have been unsuccessful as pump is obsolete. New pump is required.	\$ 5,866	\$ 5,626	In Work	95.91
27	FM-0062012	Fresno	B.F. Sisk Courthouse	10-O1	2	HVAC - Replace two defective insertion flow meters in the condenser water lines, calibrate and program - Flow meters have failed and are non-functional.	\$ 5,586	\$ 5,586	In Work	100.00
28	FM-0062013	Santa Clara	Hall of Justice (West)	43-A2	2	Vandalism - Holding Cell – Replace (1) 30x38 and (1) 22x34 holding cell laminated glass windows broken by in-custody's - affecting courts holding capacity. Work to be done during non-business hours.	\$ 9,033	\$ 9,033	In Work	100.00
29	FM-0062016	Riverside	New Riverside Mid-County Courthouse.	33-G4	2	Vandalism - Cell #1 Remove and replace broken 16.5 inch x 34.75 inch laminate glass with opaque glazing tape that was damaged by an in-custody on 03/08/2018. The broken glass has created a safety hazard. Failure replace the glass will result in an unsafe, unusable holding cell.	\$ 2,100	\$ 2,100	In Work	100.00



JUDICIAL COUNCIL  
OF CALIFORNIA

TRIAL COURT FACILITY MODIFICATION  
ADVISORY COMMITTEE

DRAFT

Trial Court Facility Modification  
**FM's Less Than \$100K (List B)**  
03/20/2018 to 05/07/2018  
Meeting Date 5/25/2018

	FM NUMBER	LOCATION	FACILITY NAME	BUILDING ID	PRIORITY	SHORT TITLE	TCFMAC FUNDED COST	FACILITY MODIFICATION PROGRAM BUDGET SHARE OF PRELIMINARY ESTIMATE	JOB STATUS	FACILITY MODIFICATION PROGRAM BUDGET % of COST
30	FM-0062024	Los Angeles	Edmund D. Edelman Children's Court	19-Q1	2	Grounds - Replace (1) 1" inline valve; (5) PGP Rotor Sprinklers; (5) 6" pop-up sprinklers; (2) station battery timers; (6) DC solenoids; (10') 1" PVC Irrigation pipe. Grass in areas dying due to irrigation controller, & irrigation valve, out living life expectancies.	\$ 2,150	\$ 1,505	In Work	69.99
31	FM-0062026	Los Angeles	Edmund D. Edelman Children's Court	19-Q1	2	HVAC - Replace defective Fan Bearings (2), (1) Fan Guard; (2) Fan Belts for Supply Fan#1. Bearings and belts are worn out, causing excessive vibration and damaging belt guard.	\$ 7,127	\$ 4,988	In Work	69.99
32	FM-0062031	Orange	Central Justice Center	30-A1	2	Plumbing - Remove and replace one (1) 4" flange and one (1) 4" butterfly valve for the main domestic cold-water intake to the building. The flange and valve were found leaking, are old and could burst at any time. In the event of complete failure, this would bring the whole building down, negatively affecting Court operations.	\$ 7,200	\$ 6,564	In Work	91.17
33	FM-0062033	Los Angeles	Inglewood Courthouse	19-F1	2	Grounds & Parking Lot - Remove the door barrel leaving the curtain in place; return barrel to shop and rebuild; install springs, bearings, shaft assembly. Reinstall barrel and test door. Barrel spring is broken causing the gear motor operator to lift the entire weight of the door curtain. Door cannot be safely operated in automatic mode. Continued operation without rebuild will permanently damage the motor causing it to fail.	\$ 5,582	\$ 4,162	In Work	74.56
34	FM-0062034	Los Angeles	S. Bay Muni Court Jury Assembly Trailer	19-C3	2	Grounds and parking lot- Replace existing deteriorated parking barrier wit 24 linear feet of cement k-rail in parking lot remove and replace deteriorated wood pole parking barrier with four (4) 20 linear foot poles to prevent public from entering employee parking area causing a liability issue to employee lot and staff.	\$ 5,225	\$ 4,449	In Work	85.14
35	FM-0062035	Los Angeles	Torrance Courthouse	19-C1	2	Elevators, escalators, & hoists- Replace severely worn carbon brushes for all 5 elevators. The carbon brush performs both an electrical and a mechanical function within the system Brushes are worn and, if not replaced, Can cause damage to the generator motors or loss of function.	\$ 5,135	\$ 4,372	In Work	85.14
36	FM-0062036	Los Angeles	Torrance Courthouse	19-C1	2	Plumbing - Replace (1) 120 gallon electric water heater, (2) isolation valves, (1) flue vent, & re-insulate piping. Existing water heater is leaking and cannot be repaired.	\$ 14,830	\$ 12,626	In Work	85.14
37	FM-0062037	Orange	Harbor Justice Center Newport Beach Facility	30-E1	2	HVAC - Chiller #2 Remove and replace the failed o-rings and flow switch on circuit #2 of chiller #2. Circuit #2 has a refrigerant leak and needs new o-rings on the compressor, solenoid, and valve body. The flow switch is sticking and needs to be replaced.	\$ 3,310	\$ 3,310	In Work	100.00
38	FM-0062038	Placer	Bill Santucci Justice Center	31-H1	2	County Managed - Shared Plaza Area - Locate and repair the leak in the buried irrigation piping. The pipe is 10 feet deep and located beneath a concrete panter box.The plaza area is shared cost with Placer County.	\$ 11,696	\$ 5,848	In Work	50.00
39	FM-0062039	San Bernardino	San Bernardino Justice Center	36-R1	2	Interior Finishes - Replace broken Corian wall panel (approx: 147" X 32" ) in the R-18 Courtroom as well as the broken Corian swinging door panel (approx: 37 3/4" x 35 7/8") in the Jury room. Both panels were broken in separate vandalism related incidents. This work is necessary to address an immediate safety risk associated with the current broken sharp edges of the Corian panels.	\$ 11,037	\$ 11,037	In Work	100.00



JUDICIAL COUNCIL  
OF CALIFORNIA

TRIAL COURT FACILITY MODIFICATION  
ADVISORY COMMITTEE

DRAFT

Trial Court Facility Modification  
**FMs Less Than \$100K (List B)**  
03/20/2018 to 05/07/2018  
Meeting Date 5/25/2018

	FM NUMBER	LOCATION	FACILITY NAME	BUILDING ID	PRIORITY	SHORT TITLE	TCFMAC FUNDED COST	FACILITY MODIFICATION PROGRAM BUDGET SHARE OF PRELIMINARY ESTIMATE	JOB STATUS	FACILITY MODIFICATION PROGRAM BUDGET % of COST
40	FM-0062040	Los Angeles	Metropolitan Courthouse	19-T1	2	Plumbing - Replace (2) 5HP Submersible Sewage Ejector pumps; Pumps #1 & #2 are failing due to bearing failure caused by constant clogging by debris, heavy usage & wear/tear. clean out sewage sump well. Existing Pump #1 very noisy and failing; Pump #2 not running to capacity and would not handle capacity load if #1 fails. Failed pumps would cause flood of Level C elevator lobby and elevator pits with sewage water.	\$ 23,404	\$ 22,126	In Work	94.54
41	FM-0062041	Los Angeles	San Fernando Courthouse	19-AC1	2	HVAC - Replace one (1) VFD for Air Handler Unit #3. The VFD has failed and is inoperative because of end of life. Temperatures cannot be controlled properly for the public hallway on the 3rd floor and it's impacting court operations.	\$ 8,747	\$ 7,296	In Work	83.41
42	FM-0062042	Los Angeles	El Monte Courthouse	19-O1	2	Plumbing-Replace one (1) 100 GL commercial water heater for domestic water, two (2) isolation valves, and hardware for valves, one (1) exhaust flue, and re-insulate.. Water heater is leaking and cannot be refurbished	\$ 12,243	\$ 7,116	In Work	58.12
43	FM-0062043	San Bernardino	San Bernardino Courthouse - Annex	36-A2	2	Elevators, Escalators, & Hoists - Replace elevator hall call button on the first floor that is failing. Work is needed to ensure elevators are operating properly as these are the only elevators for the building.	\$ 2,240	\$ 2,142	In Work	95.64
44	FM-0062045	Los Angeles	Norwalk Courthouse	19-AK1	2	HVAC-Replace one (1) flange bearing, two (2) pillow block bearings, and three (3) fan belts for 5th floor return air handler. Parts are worn and the air handler is not working properly.	\$ 7,496	\$ 6,374	In Work	85.03
45	FM-0062047	Los Angeles	County Records Center	19-AV3	2	Interior Finishes - County Managed - Room A-110 Replace damaged Fire Rated Steel Doors; Furnish and replace (1) set of 16ga Fire Rated Steel Doors rated at 90 min 6'x7' fabricated with (3) butt hinges, brass flush bolts, Shilage electronic lock-set, ND-80 Rhodes Lever, surface closer flat plate astragal and wire loop.	\$ 11,000	\$ 11,000	In Work	100.00
46	FM-0062048	Los Angeles	Bellflower Courthouse	19-AL1	2	HVAC - Rebuild (1) Hot water pump and replace (1) 2 HP motor. Pump and motor are very noise and indicating imminent failure of bearings.	\$ 4,107	\$ 3,201	In Work	77.94
47	FM-0062052	Los Angeles	Bellflower Courthouse	19-AL1	2	Elevators, Escalators, & Hoists - Replace (1) failed A-1 Power Relay Board in Public Elevator #2. Power Relay Board has failed causing elevator not to function.	\$ 3,993	\$ 3,112	In Work	77.94
48	FM-0062055	Los Angeles	Chatsworth Courthouse	19-AY1	2	HVAC-Replace one (1) temperature control valve in chiller #2. Control valve has failed and chiller will not operate.	\$ 2,662	\$ 2,231	In Work	83.80
49	FM-0062058	Los Angeles	Bellflower Courthouse	19-AL1	2	Plumbing- Replace (1) 3" CI Tapped P-Trap; (10') 3" CI pipe; (10') 6" CI pipe; (3) 6" Husky Couplings; (3) 3" Husky Couplings. Cast iron drain line is cracked creating potential leak into lower floors.	\$ 5,451	\$ 4,249	In Work	77.94
50	FM-0062059	Los Angeles	Norwalk Courthouse	19-AK1	2	Interior Finishes-Re-grout the tiles around the 3rd floor mop sink. Replace 4x6 amount of drywall. The failed grout lines allowed water to penetrate down to the 2nd floor. Environmental testing and remediation had to be performed.	\$ 13,469	\$ 11,453	In Work	85.03
51	FM-0062060	San Bernardino	San Bernardino Justice Center	36-R1	2	HVAC- Chiller #2 is currently in alarm. Replace the first stage guide vane operator gaskets and replace three solenoid valves for the purge unit. A leak check found that there were leaks at the first stage guide vane operator and one of the solenoid valves that serves the purge unit.	\$ 8,681	\$ 8,681	In Work	100.00



JUDICIAL COUNCIL  
OF CALIFORNIA

TRIAL COURT FACILITY MODIFICATION  
ADVISORY COMMITTEE

DRAFT

Trial Court Facility Modification  
**FMs Less Than \$100K (List B)**  
03/20/2018 to 05/07/2018  
Meeting Date 5/25/2018

	FM NUMBER	LOCATION	FACILITY NAME	BUILDING ID	PRIORITY	SHORT TITLE	TCFMAC FUNDED COST	FACILITY MODIFICATION PROGRAM BUDGET SHARE OF PRELIMINARY ESTIMATE	JOB STATUS	FACILITY MODIFICATION PROGRAM BUDGET % of COST
52	FM-0062062	Los Angeles	Inglewood Juvenile Court	19-E1	2	Plumbing- Remove and dispose of (200) Sq. Ft. existing cap sheet roofing at drain area. Remove (1) scupper drain system, expose plywood deck, mechanically fasten #75 GAFGLASS base sheet, heat weld bitumen roof membrane at drain, mechanically fasten replacement scupper drain with asphalt primer, heat weld granulated bitumen roof membrane, and color to match. Rain water has penetrated through northwest roof drain, and southwest roof drain due to defective membrane.	\$ 12,775	\$ 10,320	In Work	80.78
53	FM-0062063	Los Angeles	Torrance Courthouse	19-C1	2	Interior Finishes - Replace (300) 23"x23"x1/8" glass panels in Elevator Lobby light fixtures with (300) 23"x23"x030 Polar White Acrylic Panels, Matte/Matte finish. Safety concern for court patron and personnel. Heavy glass panels may fall out during earthquake occurrence causing serious injury to staff and public.	\$ 15,645	\$ 13,320	In Work	85.14
54	FM-0062067	Kern	Bakersfield Superior Court	15-A1	2	Plumbing - Replacement of 80' of leaking galvanized pipe and fittings and replace with 80' of copper pipe and fittings - ongoing leak issues to be corrected on existing pipe currently patched with multiple clamps.	\$ 7,449	\$ 4,656	In Work	62.50
55	FM-0062068	San Diego	Juvenile Court	37-E1	2	Interior Finishes -Replace closer on one door on the double doors. District Attorneys double doors are not securing properly. Doors lead into common area	\$ 3,497	\$ 2,609	In Work	74.62
56	FM-0062069	Los Angeles	Whittier Courthouse	19-AO1	2	Exterior - Replace (2) Clerk's Windows on East elevation of building; 1/4" bronze glass in aluminum frame (105) Sq. Ft. Windows have been cracked by vandals creating security & safety concerns.	\$ 5,189	\$ 4,485	In Work	86.43
57	FM-0062070	Los Angeles	Whittier Courthouse	19-AO1	2	Vandalism - Replace (4) 72 Sq. Ft. of 1/4" Bronze Glass Panels; (225) Sq. Ft. Graffiti Window Film on Courthouse main entrance. Glass has been vandalized with gang etchings creating security concerns and needs to be replaced.	\$ 6,594	\$ 5,699	In Work	86.43
58	FM-0062071	Contra Costa	Walnut Creek Courthouse	07-C1	2	Fire Protection - Replace leaking Sprinkler Flow Switch above Holding Cell 3 that was found during the Annual FAP Inspection PM (2724402) - Leaking valve is sending a trouble alarm to the Fire Panel.	\$ 2,930	\$ 2,930	In Work	100.00
59	FM-0062072	Sonoma	Main Adult Detention Facility	49-A2	2	Electrical - Replace -remove 5 spot/flood lamps from CR 9 and replace with (5)new 2'x2' 2 lamp fixture, Remove 8 spot/flood lamps from CR 15 and replace them with (8)new 2'x2' lamp fixture. Multi defendant trail the judge said there was not enough light in the gallery to see the public.	\$ 5,916	\$ 5,916	In Work	100.00
60	FM-0062074	San Bernardino	San Bernardino Justice Center	36-R1	2	Elevators, Escalators, & Hoists - Replace the door clutch for elevator #8. Faulty door clutch is causing a grinding noise when the doors close.	\$ 3,259	\$ 3,259	In Work	100.00
61	FM-0062075	San Bernardino	San Bernardino Justice Center	36-R1	2	Exterior Shell-Replace upper and lower door rods then adjust for proper operation. Upper door rod was damaged and lower door rod was free-floating. Door will not secure because of the rods not latching.	\$ 3,732	\$ 3,732	Complete	100.00
62	FM-0062079	Orange	North Justice Center	30-C1	2	Plumbing - 3rd Floor - Remove and replace 3 feet of damaged sewer line, including 90 degree elbow, located on the 3rd floor above room 490. The pipe has developed a leak/crack in the Victims Witness Department ceiling with no impact to the space. Without replacement the restrooms in the area will be out of service.	\$ 2,701	\$ 2,439	In Work	90.31





JUDICIAL COUNCIL  
OF CALIFORNIA

TRIAL COURT FACILITY MODIFICATION  
ADVISORY COMMITTEE

DRAFT

Trial Court Facility Modification  
**FMs Less Than \$100K (List B)**  
03/20/2018 to 05/07/2018  
Meeting Date 5/25/2018

	FM NUMBER	LOCATION	FACILITY NAME	BUILDING ID	PRIORITY	SHORT TITLE	TCFMAC FUNDED COST	FACILITY MODIFICATION PROGRAM BUDGET SHARE OF PRELIMINARY ESTIMATE	JOB STATUS	FACILITY MODIFICATION PROGRAM BUDGET % of COST
63	FM-0062080	Los Angeles	Airport Courthouse	19-AU1	2	Plumbing- Replace 15 LF of 3" CI pipe, two (2) 3" 45s, one (1) 3" CI Wye, and eleven (11) 3" CI couplings, using scaffold. Pipe has slow leak that has been diverted to floor drain, if not repaired could present slip and fall issue if issue exacerbates.	\$ 8,449	\$ 6,520	In Work	77.17
64	FM-0062081	Los Angeles	Whittier Courthouse	19-AO1	2	Exterior - Install (40) 2"x 4-1/8"x2-1/2" tall anti-skateboard guards commonly used on bull nose brick and poured concrete & anchored with Smart Pin Plus anchors with 2-part epoxy. Install on (1) continuous planter around exterior of building as deterrent to skate boarders skating on edges causing cracking of tiles and damaging court property.	\$ 3,673	\$ 3,175	In Work	86.43
65	FM-0062082	Riverside	Hemet	33-F1	2	Vandalism - Men's Public Restroom Mirror - Remove and replace one vandalized 47 inch x 56 inch restroom mirror with two new 18 inch x 30 inch mirrors with anti-graffiti film. The current mirror has offensive and graphic graffiti etched into it; gang and profanity. The anti-graffiti film and smaller mirrors will make potential future vandalism clean-up efforts easier to remediate.	\$ 3,543	\$ 3,543	In Work	100.00
66	FM-0062083	Los Angeles	San Fernando Courthouse	19-AC1	2	Fire Protection - Replace (4) Horn Strobe, (4) OSYS-U Tamper, (2) CPD-u021 Duct Detector, (2) 12 Volt 18 AMP Batteries, and (92) 12 Volt 12 AMP Batteries. Fire Panel failed Level IV PM Test SWO 2731691.	\$ 3,446	\$ 2,874	In Work	83.41
67	FM-0062084	Contra Costa	Jail Annex	07-A4	2	HVAC - Replace (1) BAS computer and BAS Software. The current BAS software is no longer supported by the manufacturer. The current hardware does not support the installation of the upgraded BAS software.	\$ 6,725	\$ 6,725	In Work	100.00
68	FM-0062085	San Bernardino	San Bernardino Justice Center	36-R1	2	Elevators- Replaced (1) Wire harness. Restore off-line elevator #3 to proper working condition.	\$ 2,978	\$ 2,978	In Work	100.00
69	FM-0062087	Contra Costa	George D. Carroll Courthouse	07-F1	2	HVAC - Replace 2 Failing Hot-Water Valves and Actuators; Install 200 lf of 1/4 inch Pneumatic Tubing from the 3rd Floor Mechanical Room to the 1st floor Clerk's Offices; Install and calibrate (2) new room thermostats- Currently, the room temps are being controlled by a constant Supply Air Temp, causing Multiple hot/cold calls.	\$ 6,807	\$ 6,807	In Work	100.00
70	FM-0062088	Fresno	Juvenile Delinquency Courthouse	10-P1	2	Elevators - Labor and materials to re-establish operation of inmate Elevator #5 - Elevator has failed and will not operate.	\$ 5,000	\$ 5,000	In Work	100.00
71	FM-0062091	Sonoma	Hall of Justice	49-A1	2	Interior Finished - Replace existing lockset -Remove existing passage style lock and install new security lock with cylendar pinned to management/master level key.	\$ 665	\$ 665	In Work	100.00
72	FM-0062092	Merced	Old Court	24-A1	2	Roof - Make repairs to single ply roofing where it has been torn or cut in (4) places. Seal roof boots at (59) pipe penetrations to be water tight - Roof is leaking from compromised areas of the roof into building, causing damage to other building systems.	\$ 11,145	\$ 11,145	In Work	100.00



JUDICIAL COUNCIL  
OF CALIFORNIA

TRIAL COURT FACILITY MODIFICATION  
ADVISORY COMMITTEE

DRAFT

Trial Court Facility Modification  
**FMs Less Than \$100K (List B)**  
03/20/2018 to 05/07/2018  
Meeting Date 5/25/2018

	FM NUMBER	LOCATION	FACILITY NAME	BUILDING ID	PRIORITY	SHORT TITLE	TCFMAC FUNDED COST	FACILITY MODIFICATION PROGRAM BUDGET SHARE OF PRELIMINARY ESTIMATE	JOB STATUS	FACILITY MODIFICATION PROGRAM BUDGET % of COST
73	FM-0062093	El Dorado	Johnson Bldg.	09-E1	2	Boiler - Repair boiler. Found motor vibrating badly, the resilient motor mounts are beyond repair, not the motor itself. The motor mounts need to be changed because it will cause damage to the boiler.	\$ 2,796	\$ 2,796	In Work	100.00
74	FM-0062096	Fresno	B.F. Sisk Courthouse	10-O1	2	HVAC - Replace failed condenser fan motor and capacitor in ACU #1 - Fan is not operating properly and the unit is not providing proper cooling.	\$ 956	\$ 956	In Work	100.00
75	FM-0062099	Riverside	Family Law Court	33-A1	2	Plumbing - Fire Backflow Bypass - Remove and replace failed 3/4 inch bypass unit with a new for Fire Backflow. A repair attempt was made however, the repair failed inspection process for certification. The replacement of the bypass is necessary to receive certified status for required compliance. Non-compliance can result in punitive fines.	\$ 1,400	\$ 1,400	In Work	100.00
76	FM-0062101	Contra Costa	Juvenile Hall	07-B1	2	HVAC - Replace (1) BAS computer and BAS Software. The current BAS software is no longer supported by the manufacturer. The current hardware does not support the installation of the upgraded BAS software.	\$ 6,725	\$ 6,725	In Work	100.00
77	FM-0062102	Contra Costa	George D. Carroll Courthouse	07-F1	2	HVAC - Replace (1) BAS computer and BAS Software. The current BAS software is no longer supported by the manufacturer. The current hardware does not support the installation of the upgraded BAS software.	\$ 6,725	\$ 6,725	In Work	100.00
78	FM-0062105	Los Angeles	Alhambra Courthouse	19-I1	2	Fire Protection - Provide and install (33) Evacuation Plan Signs to be publicly posted in Basement Elevator Lobbies & Stairwells, 1st Floor Elevator Lobbies & Stairwell, 2nd Floor Elevator Lobbies & Stairwell, 3rd Floor Elevator Lobbies & Stairwells, 4th Floor Elevator Lobbies & Stairwells. Signage required to be Fire Code compliant.	\$ 10,485	\$ 9,017	In Work	86.00
79	FM-0062109	Los Angeles	Metropolitan Courthouse	19-T1	2	Plumbing - Replace (1) defective Domestic Water Backflow Prevention device Wilkins 975 8.0" located on East Side. Device is leaking severely and is turned off to prevent flooding. Westside DW main is on and providing water to all building.	\$ 12,384	\$ 11,708	In Work	94.54
80	FM-0062110	Fresno	B.F. Sisk Courthouse	10-O1	2	Fire Protection - Replace three gauges at pre-action control panel in basement server room, add one fire alarm relay to be programmed for the pre-action system trip valve, and reprogram trip valve and detectors activation sequence - Deficiencies noted during PM inspection.	\$ 2,679	\$ 2,679	In Work	100.00
81	FM-0062112	Los Angeles	Glendale Courthouse	19-H1	2	HVAC - Replace (1) 1.5 HP motor, (2) belts, (1) pulley on Exhaust Fan-1. During Rounds and Readings Site Technician identified by smell Exhaust Fan-1 motor failing. Exhaust Fan-1 provides proper air circulation to entire first floor of Courthouse.	\$ 3,255	\$ 2,947	In Work	90.54
82	FM-0062116	Los Angeles	Whittier Courthouse	19-AO1	2	Elevators, Escalators, and Hoists - Replace damaged sight guards on Elevator #2 Doors. Doors off rails and cannot close for proper car use. In addition, fabricate new 1st floor call button cover due to it missing button covers and pose an electrical hazard due to exposed wires.	\$ 4,330	\$ 3,742	In Work	86.43
83	FM-0062119	San Bernardino	San Bernardino Justice Center	36-R1	2	Vandalism - Replace broken 1/4" glass with sandblasted laminated glass approx. size 58" X 132". A person cracked the dividing glass in the elevator lobby.	\$ 15,600	\$ 15,600	In Work	100.00
84	FM-0062121	Los Angeles	Downey Courthouse	19-AM1	2	HVAC-Replace four (4) failed burnt contactors on compressor and replace O-rings on liquid line flange on chiller #2 due to refrigerant leak. Test for leaks once work is completed.	\$ 10,314	\$ 8,633	In Work	83.70



JUDICIAL COUNCIL  
OF CALIFORNIA

TRIAL COURT FACILITY MODIFICATION  
ADVISORY COMMITTEE

DRAFT

Trial Court Facility Modification  
**FMs Less Than \$100K (List B)**  
03/20/2018 to 05/07/2018  
Meeting Date 5/25/2018

	FM NUMBER	LOCATION	FACILITY NAME	BUILDING ID	PRIORITY	SHORT TITLE	TCFMAC FUNDED COST	FACILITY MODIFICATION PROGRAM BUDGET SHARE OF PRELIMINARY ESTIMATE	JOB STATUS	FACILITY MODIFICATION PROGRAM BUDGET % of COST
85	FM-0062123	Shasta	Justice Center Court Modular	45-A9	2	HVAC - Replace capacitor on heat pump #1. The current capacitor is failing and not allowing the compressor to run. It is also delaying the start of the condenser fan. This could cause damage to both the compressor and fan motor.	\$ 344	\$ 344	In Work	100.00
86	FM-0062124	Los Angeles	Whittier Courthouse	19-A01	2	Vandalism - Replace etched glass with 1/4" Bronze Glass in existing Aluminum Frames; (3) North Elevation floors 1,2,3; (13) East & West Elevations floors 1,2,3; (3) Fire Box Cabinets with clear Annealed Glass; Total of 255 Sq. Ft. Glass replaced. Existing glass is etched with Graffiti Gang symbols.	\$ 8,121	\$ 7,019	In Work	86.43
87	FM-0062126	Los Angeles	Torrance Courthouse	19-C1	2	Fire protection- Install two (2) 2" Automatic Seismic Gas Shut-Off Valves. In the event of seismic activity, the valves isolate the flow of natural gas to the facility. currently no valves are installed at this facility	\$ 5,371	\$ 4,573	In Work	85.14
88	FM-0062127	San Diego	East County Regional Center	37-I1	2	Fire Protection - Replace bearings and repack pump assembly on diesel fire pump, replacing bolts, lantern rings and packing rings. Pump Assembly bearings and packing needs to be replaced with new bearings and packing. Pump is leaking while running and the packing cannot be tighten down anymore.	\$ 4,251	\$ 2,878	In Work	67.71
89	FM-0062129	Contra Costa	Bray Courts	07-A3	2	HVAC - Replace (1) BAS computer and BAS Software. The current BAS software is no longer supported by the manufacturer. The current hardware does not support the installation of the upgraded BAS software.	\$ 6,725	\$ 6,725	In Work	100.00
90	FM-0062130	Sacramento	Juvenile Courthouse	34-C2	2	HVAC - CWP #1 Main Motor bearings for Primary water pump are have failed and it is causing the motor to vibrate very badly. Other nearby components and piping on the cooling system are being damaged from the vibrations. Remove motor and replace with new, rewire and test.	\$ 2,829	\$ 2,829	In Work	100.00
91	FM-0062133	Solano	Old Solano Courthouse	48-A3	2	Exterior Shell - Remove (1) failed door controller and install (1) new door controller; safe off work area/direct traffic; LOTO power; Program controller to correct parameters - Failed door opener/closer required for ADA compliance.	\$ 4,727	\$ 4,727	In Work	100.00
92	FM-0062137	Santa Clara	Downtown Superior Court	43-B1	2	HVAC - Replace welds and fittings to the leaking, heating hot water and piping connections - Isolate and drain system - Recharge system test for leaks insure system functionality. Work to be performed during non-business hours.	\$ 3,684	\$ 3,684	In Work	100.00
93	FM-0062142	Los Angeles	Metropolitan Courthouse	19-T1	2	Fire protection - SFM Correction-Install seventy-six (76) glass rods on pull stations throughout building. Glass rods missing per SFM Correction, item #5.	\$ 2,854	\$ 2,698	In Work	94.54
94	FM-0062144	San Francisco	Civic Center Courthouse	38-A1	2	Vandalism - Exterior Shell - replace damaged glass on door - remove existing damaged glass and replace with a temporary 1/2" laminated glass - install new etched glass when custom glass is ready (3 weeks).	\$ 12,416	\$ 12,416	In Work	100.00
95	FM-0062145	San Bernardino	San Bernardino Justice Center	36-R1	2	HVAC - Replace (40) 24in x 24in x 12in Rigid Header Filters and (46) 12 x 24 x 12 Rigid Header Filters. AHU-PH1 need to replace the Box Filters due to the magnehelics are reading above 2"WC.	\$ 4,324	\$ 4,324	In Work	100.00
96	FM-0062149	San Bernardino	San Bernardino Courthouse	36-A1	2	Elevators, Escalators, & Hoists - Replace faulty rope gripper for elevator #2. Rope gripper intermittently trips and leaks oil on the pads. This is a safety concern.	\$ 12,477	\$ 11,933	In Work	95.64



JUDICIAL COUNCIL  
OF CALIFORNIA

TRIAL COURT FACILITY MODIFICATION  
ADVISORY COMMITTEE

DRAFT

Trial Court Facility Modification  
**FMs Less Than \$100K (List B)**  
03/20/2018 to 05/07/2018  
Meeting Date 5/25/2018

	FM NUMBER	LOCATION	FACILITY NAME	BUILDING ID	PRIORITY	SHORT TITLE	TCFMAC FUNDED COST	FACILITY MODIFICATION PROGRAM BUDGET SHARE OF PRELIMINARY ESTIMATE	JOB STATUS	FACILITY MODIFICATION PROGRAM BUDGET % of COST
97	FM-0062150	Orange	Harbor Justice Center Newport Beach Facility	30-E1	2	Plumbing - Install two new straps to support water main line (building system) in two places above the ceiling tiles above the District Attorney's space. The existing straps have broken and failed. The current lack of support puts a strain on the 90 degree bends in the pipe and the whole line shakes when toilets are flushed. Failure to re-strap the line will cause the pipe to break and cause a flood.	\$ 3,350	\$ 2,825	In Work	84.32
98	FM-0062151	Los Angeles	Van Nuys Courthouse East	19-AX1	2	HVAC-Replace two (2) dampers and one (1) thermostat for the air handler mixing box that controls air to 4th floor. The dampers failed and temperature cannot be controlled for 4th floor.	\$ 11,391	\$ 11,391	In Work	100.00
99	FM-0062155	San Diego	County Courthouse	37-A1	2	Plumbing - Replace (2) 2ft x 4ft ceiling tiles, adjusted no-hub coupling, water remediation and abatement, environmental testing. A loose no-hub coupling was found in an abandoned floor drain line above ceiling, causing water leak in ceiling.	\$ 7,962	\$ 7,962	In Work	100.00
100	FM-0062156	San Diego	County Courthouse	37-A1	2	Elevators, Escalators, & Hoists - Restore Elevators S2 & S3, adjusted generator brushes and doors, resealed ribbon cables. During the courts move to the new building (37-L1) elevators S2 & S3 stopped responding while being utilized by the movers (no entrapments), leaving only elevator S1 for service to the public and movers. This work is necessary as to not impact the move / cause a delay with the scheduled move to the new building.	\$ 2,918	\$ 2,259	In Work	77.42
101	FM-0062159	San Diego	County Courthouse	37-A1	2	Elevators, Escalators, & Hoists - Replaced auxiliary contactor, tightened controller wiring and resealed boards. Elevator #4B down with no entrapments. Elevator landing was unlevel and over traveling.	\$ 4,490	\$ 3,476	In Work	77.42
102	FM-0062160	San Diego	New Central San Diego Courthouse	37-L1	2	Vandalism - Replace broken 3/4" clear interior 22" x 72" block size window. In-custody broke holding cell window, broken glass is a safety hazard and cell is un-usable with broken window.	\$ 3,788	\$ 3,788	In Work	100.00
103	FM-0062162	San Diego	County Courthouse	37-A1	2	Plumbing - Replace faulty vacuum breaker and (2) failed mechanical seals on hot water pumps. Hot Water Pumps deaerator tank has (2) leaking hot water pump seals and a faulty vacuum breaker, causing water to pool up. Steam is escaping intermittently causing damage to surrounding equipment.	\$ 5,209	\$ 4,033	In Work	77.42
104	FM-0062168	Los Angeles	Edmund D. Edelman Children's Court	19-Q1	2	HVAC-Replace one (1) timer for the oil pressure line for chiller #2. Oil pressure timer has failed due to outliving its life expectancy, causing low oil pressure.	\$ 6,614	\$ 4,629	In Work	69.99
105	FM-0062169	Glenn	Historic Courthouse	11-A1	2	HVAC - Repair PKU01. Found run and start capacitors bad. Remove and install new capacitors. Package unit for staff admin area not cooling. Package unit is not cooling and effecting court staff and court operations.	\$ 1,131	\$ 1,131	In Work	100.00
106	FM-0062170	Los Angeles	Santa Clarita Courthouse	19-AD1	2	County Managed - HVAC - Replace (1) check valve on chilled water condenser pump. Valve failed, HVAC not able to provide cooling.	\$ 1,444	\$ 1,444	In Work	100.00
107	FM-0062174	Los Angeles	San Fernando Courthouse	19-AC1	2	HVAC - Replace (2) failed Transducer Sensors on Chiller Room Refrigerant Monitoring System. Sensors Failed PM SWO 2731700. Sensors required to allow Leak Detection System to operate properly in event of a Refrigerant leak.	\$ 5,756	\$ 4,801	In Work	83.41



JUDICIAL COUNCIL  
OF CALIFORNIA

TRIAL COURT FACILITY MODIFICATION  
ADVISORY COMMITTEE

DRAFT

Trial Court Facility Modification  
**FMs Less Than \$100K (List B)**  
03/20/2018 to 05/07/2018  
Meeting Date 5/25/2018

	FM NUMBER	LOCATION	FACILITY NAME	BUILDING ID	PRIORITY	SHORT TITLE	TCFMAC FUNDED COST	FACILITY MODIFICATION PROGRAM BUDGET SHARE OF PRELIMINARY ESTIMATE	JOB STATUS	FACILITY MODIFICATION PROGRAM BUDGET % of COST
108	FM-0062182	Fresno	B.F. Sisk Courthouse	10-01	2	Plumbing - Replace both domestic hot water circulating pump assemblies (pump with integrated motor) - Both pumps have failed; one pump is completely down and the other constantly shuts down upon overheating.	\$ 4,814	\$ 4,814	In Work	100.00
109	FM-0062183	Sacramento	Juvenile Courthouse	34-C2	2	Plumbing - Repair main irrigation lines. Excavate sod and dirt, expose broken 2inch broken main irrigation line, conduct repairs, back fill excavated areas with native dirt and replace approximately 100 square foot of sod. The area suspected of failure is the T in the main line located in front NE corner of courthouse grounds.	\$ 5,265	\$ 5,265	In Work	100.00
110	FM-0062190	Los Angeles	Van Nuys Courthouse West	19-AX2	2	Plumbing - Replace 125 linear feet of 2 backed insulation missing and damaged from Hot Water Storage Tank. Existing insulation is missing in numerous places and falling off in others. Missing insulation reduces the efficiency of the tank to maintain hot water.	\$ 3,194	\$ 2,571	In Work	80.48
111	FM-0062194	Fresno	B.F. Sisk Courthouse	10-01	2	Interior Finishes - Replace deteriorating one piece, built-in walk off mat at inside front entry/exit with 184 sq. ft. of 24"x24" heavy duty carpet tiles. Raise and float floor. Walk-off mat is currently a safety hazard to court users.	\$ 2,818	\$ 2,818	In Work	100.00
112	FM-0062197	Merced	Main Merced Courthouse	24-A8	2	Fire Protection - Replace fire panel power supply - The fire panel has lost communication. Technician troubleshooted the fire panel and found that the power supply has failed.	\$ 3,750	\$ 3,750	In Work	100.00
113	FM-0062199	Merced	Main Merced Courthouse	24-A8	2	HVAC - PKU-1 repair refrigerant leak on circuit 2, Troubleshoot and repair communication on controls of the BAS - There is a refrigerant leak on circuit 2, BAS is not communicating with circuit 1.	\$ 6,176	\$ 6,176	In Work	100.00
114	FM-0062200	Contra Costa	Walnut Creek Courthouse	07-C1	2	Fire Protection - Replace failing fire rated door at top of the South East Stairwell The lower part of the door is separating and is not compliant as a fire rated door.	\$ 3,045	\$ 3,045	In Work	100.00
115	FM-0062204	Kern	Bakersfield Justice Bldg.	15-B1	2	COUNTY MANAGED- HVAC- Replacement of chilled water pumps that are showing signs of wear, are noisy and high amperage. Work is necessary to provide chilled water to the building's HVAC system.	\$ 8,569	\$ 8,569	In Work	100.00
116	FM-0062206	Los Angeles	Whittier Courthouse	19-AO1	2	Fire Protection - Provide and install 54 new fire extinguishers in accordance to title 19, Health & Safety Code. Current number of extinguishers do not meet code and are out of date. Building is being re-opened for building occupancy.	\$ 6,927	\$ 5,987	In Work	86.43
117	FM-0062207	Los Angeles	Bellflower Courthouse	19-AL1	2	Plumbing-Replace 6 LF of 4" CI pipe, four (4) 4" couplings, and one (1) 4" 45 in 4th floor janitor's closet. Existing pipe is cracked.	\$ 2,661	\$ 2,074	In Work	77.94
118	FM-0062208	Los Angeles	Norwalk Courthouse	19-AK1	2	HVAC - Remove and replace (2) Condensate Drain Pans on Air Handler#3. Condensate pans have rusted out and is leaking condensation on the floor of the mechanical room causing a potential hazard and additional damage to other areas and equipment.	\$ 8,573	\$ 7,290	In Work	85.03
119	FM-0062209	Los Angeles	Edmund D. Edelman Children's Court	19-Q1	2	Elevators, Escalators, & Hoists - Install (2) damaged phone lines to Lock-up Elevators #11 & #12. Phone lines not working due to a short in the lines. This prevent occupants from calling out in instance of emergency and entrapment causing a serious health & safety hazard.	\$ 2,493	\$ 1,745	In Work	69.99
120	FM-0062210	Butte	Butte County Courthouse	04-A1	2	HVAC - Replace failed compressor. Install new compressor and charge unit. Lift will be required to put compressor on rooftop. There is no cooling in the holding cells on the west side of the building. Repairing the system will restore cooling/heating to these areas.	\$ 4,557	\$ 4,557	In Work	100.00



**JUDICIAL COUNCIL  
OF CALIFORNIA**

TRIAL COURT FACILITY MODIFICATION  
ADVISORY COMMITTEE

DRAFT

Trial Court Facility Modification  
**FMs Less Than \$100K (List B)**  
03/20/2018 to 05/07/2018  
Meeting Date 5/25/2018

	FM NUMBER	LOCATION	FACILITY NAME	BUILDING ID	PRIORITY	SHORT TITLE	TCFMAC FUNDED COST	FACILITY MODIFICATION PROGRAM BUDGET SHARE OF PRELIMINARY ESTIMATE	JOB STATUS	FACILITY MODIFICATION PROGRAM BUDGET % of COST
121	FM-0062212	Merced	Main Merced Courthouse	24-A8	2	HVAC - Replace firing rod for the boiler and reset boiler. Boiler has been offline and the firing rod is corroded and no longer working.	\$ 4,136	\$ 4,136	In Work	100.00
122	FM-0062213	Riverside	Larson Justice Center	33-C1	2	Interior Finishes - 3R Holding Cell Remove and replace two (2) broken wire shield pieces of cell door glass in the 3rd Floor Courtroom holding cell with two (2) new Misco Wireshield glass. Window was broken by in-custody after breaking loose from shackles. The cell has been taken out of service until the glass is replaced, affecting flow within the courthouse.	\$ 3,400	\$ 3,400	In Work	100.00
							<b>\$ 825,911</b>	<b>\$ 722,138</b>		



# JUDICIAL COUNCIL OF CALIFORNIA

TRIAL COURT FACILITY MODIFICATION  
ADVISORY COMMITTEE

Meeting Date: 05/25/2018

## Action Item 3 – Facility Modifications Over \$100K (List D)

### Summary:

List D – Facility Modifications Over \$100K

Total Project Count:	2
Total Potential FM Budget Share of Cost:	\$187,259

### Supporting Documentation:

- List D – Facility Modifications Over \$100K (Priority 2 and 3+ only)
- Solano County Superior Court Request Letter

### Action Requested:

Review and direct staff on two projects for a total cost to the Facility Modification Program Budget of \$187,259, per court request.

\*\*\*\*\*

**Priority 2—Necessary, but Not Yet Critical.** Condition requires correction to preclude deterioration, potential loss of function or service, or associated damage or higher costs if correction is further deferred.

**Priority 3—Needed.** Condition to be addressed will reduce long-term maintenance or repair costs or will improve the functionality, usability, and accessibility of a court. The condition is not hindering the most basic functions of a facility, but its correction will support improved court operations.







JUDICIAL COUNCIL  
OF CALIFORNIA

TRIAL COURT FACILITY MODIFICATION  
ADVISORY COMMITTEE

DRAFT

Trial Court Facility Modification  
FMs Greater Than \$100K (List D)  
6/1/2005 to 05/09/2018  
Meeting Date 05/25/2018

	FM NUMBER	LOCATION	FACILITY NAME	BUILDING ID	PRIORITY	SHORT TITLE	PRELIMINARY ESTIMATE	FACILITY MODIFICATION PROGRAM BUDGET SHARE OF PRELIMINARY ESTIMATE	CUMULATIVE TOTAL OF FACILITY MODIFICATION PROGRAM SHARE OF PRELIMINARY ESTIMATE	TOTAL SCORE RANK	FACILITY MODIFICATION PROGRAM % OF COST
1	FM-0040733	Solano	Hall of Justice	48-A1	2	EXECUTION -- Construct 1,070 lf of retaining wall, 525 lf of earthen berms, 575 lf of access ramps; install drainage pipe and 2 pumps to extract water trapped within the prevention area. \$1.7M was spent in 2005 for flood damage and \$146K was spent in FY 10/11 on flood prevention measures. Emergency exiting must be sealed during flood conditions. Court request to make Judges parking lot secure at this time (See attached letter). Funds will be used from the previous approved project funds.	\$ 176,856	\$ 176,856	\$176,856	70	100.00
2	FM-0059667	Madera	New Madera Courthouse Parking Garage	20-F2	3	Plumbing - Core through west parking structure wall into the sally port parking to tie into existing water supply, run 1" copper lines to each floor and install new hose bids, all piping ran from basement to the 4th floor will be running through an existing pre drilled hole - There are currently no water connection inside the parking structure.	\$ 10,402	\$ 10,402	\$187,259	70	100.00
3	FM-0060095	Los Angeles	Inglewood Courthouse	19-F1	3	Elevators, Escalators, & Hoists - Replace door rollers, operators, accords, and door locks on Public Elevators (1-4) & Judges/Custody Elevators (5&6). The outer doors will not completely close & the inner doors slam together. Door issues are causing elevators to stop short or over the floor height, creating safety/trip hazard for passengers.	\$ 180,640	\$ 134,685	\$321,944	40	74.56
4	FM-0057494	Los Angeles	Michael D. Antonovich Antelope Valley Courthouse	19-AZ1	3	HVAC - Install a new variable frequency drive for each fan (2) total. Restore any communication issues and ensure the cooling towers can be controlled by the BAS. Recommended measures were identified as a part of the RCx.	\$ 29,580	\$ 21,744	\$343,688	45	73.51
5	FM-0056863	Santa Cruz	Main Courthouse	44-A1	3	HVAC -Install Perimeter HVAC to include; AHU Unit, roof curb, concrete repairs, ductwork, VAV boxes diffuser and return grilles, new front end local PC, paint duct work, tie in local controllers to BAS, install VFDs. Install chilled water piping, and new reheating hot water piping to reheat VAV boxes. Includes, testing, design, drawings, and permits and booster pump if needed.-No direct HVAC in space, bleed over conditioning inadequate.	\$ 171,126	\$ 169,603	\$513,291	47	99.11
6	FM-0056761	Ventura	Hall of Justice	56-A1	3	Interior Finishes - Reupholster Audience Seating as needed in 28 Courtrooms - Reupholstery of approx. 1,205 audience seats from a total of 1,626 in this building. Damage includes torn fabric, exposed framework, etc.	\$ 204,425	\$ 204,425	\$717,716	50	100
7	FM-0051527	San Luis Obispo	Courthouse Annex	40-A1	3	Interior Finishes - Replace existing worn and defective seating with new auditorium style fixed seating - 16 standard seats and 2 ADA seats. Work is needed to maintain acceptable courtroom seating.	\$ 23,400	\$ 23,400	\$741,116	55	100
8	FM-0059460	Los Angeles	Edmund D. Edelman Children's Court	19-Q1	3	Interior finishes - Remove and replace 14,457 SF of flooring and 2,571 LF of cove base in public areas on all floors. Install moisture barrier on 14,457 SF. Floor tiles are lifting and coming loose, causing a trip hazard.	\$ 429,868	\$ 300,865	\$1,041,981	55	69.99



JUDICIAL COUNCIL  
OF CALIFORNIA

TRIAL COURT FACILITY MODIFICATION  
ADVISORY COMMITTEE

DRAFT

Trial Court Facility Modification  
FMs Greater Than \$100K (List D)  
6/1/2005 to 05/09/2018  
Meeting Date 05/25/2018

	FM NUMBER	LOCATION	FACILITY NAME	BUILDING ID	PRIORITY	SHORT TITLE	PRELIMINARY ESTIMATE	FACILITY MODIFICATION PROGRAM BUDGET SHARE OF PRELIMINARY ESTIMATE	CUMULATIVE TOTAL OF FACILITY MODIFICATION PROGRAM SHARE OF PRELIMINARY ESTIMATE	TOTAL SCORE RANK	FACILITY MODIFICATION PROGRAM % OF COST
9	FM-0030967	Fresno	B.F. Sisk Courthouse	10-O1	3	Exterior Windows, replace, all windows are single pane and are original to the 1964 construction. Many are warped and ill fitting. Potential energy savings and rebates for this project.	\$ 1,678,106	\$ 1,678,106	\$2,720,087	56	100
10	FM-0059378	Fresno	B.F. Sisk Courthouse	10-O1	3	HVAC - Install three (3) pressure compensating, non-resettable natural gas meters, one for each of the three boilers. Each meter with 2" inlet, pressure and temp corrector, 2" inline gas filter, and cast iron body - To comply with AQMD registration requirements although no Notice of Violation has been received.	\$ 22,576	\$ 22,576	\$2,742,663	65	100
11	FM-0049203	Contra Costa	Wakefield Taylor Courthouse	07-A2	3	HVAC - BAS to HVAC - Expand BAS functionality to all HVAC equipment and points - Some critical equipment is not connected to BAS and existing BAS is not functioning properly creating temperature control issues throughout the building	\$ 202,175	\$ 202,175	\$2,944,838	66	100
12	FM-0049221	Contra Costa	George D. Carroll Courthouse	07-F1	3	HVAC - BAS to HVAC - Expand BAS functionality to all HVAC equipment and points - Some critical equipment is not connected to BAS creating temperature control issues throughout the building	\$ 253,211	\$ 189,883	\$3,134,721	66	74.99
13	FM-0035186	Orange	North Justice Center	30-C1	3	HVAC - Refrigerant Monitoring System - Install new refrigerant monitoring systems at two (2) chiller mechanical room locations to comply with current code. In the event of a refrigerant release, which displaces oxygen and could lead to suffocation, the system will alert personnel with strobe lights and sirens. Monitoring system will be tied into automation system. Assessment completed by Enovity under contract, January 2016.	\$ 56,100	\$ 50,664	\$3,185,384	70	90.31
14	FM-0052844	Ventura	Juvenile Courthouse	56-F1	3	Interior Finishes - COUNTY MANAGED -Replace All Interior Door Hardware Failing on 5 sets of Bldg Main Doors with Von Duprin Access and Controls- Low Quality/Failing - County Managed	\$ 74,668	\$ 74,668	\$3,260,052	70	100
15	FM-0058174	San Bernardino	Juvenile Dependency Courthouse	36-P1	3	Exterior Shell - Power Wash 21,259 Sq. Ft. exterior; repair cracked Stucco; Apply 1 coat Primer and 1 coat Elastomeric Paint 21,259 Sq. Ft. Apply Acrylic Flat Paint specified red & gray surfaces 15,489 Sq. Ft. This work to preserve exterior integrity of building.	\$ 77,790	\$ 35,371	\$3,295,424	70	45.47
16	FM-0059239	Los Angeles	Metropolitan Courthouse	19-T1	3	HVAC - Install a CO system that will allow the exhaust fans and supply fans to operate only when required. This will reduce equipment operation time. The parking exhaust fan and supply fan system is continuously operating 24/7 causing unnecessary wear and tear on the equipment.	\$ 168,907	\$ 159,685	\$3,455,108	70	94.54
17	FM-0051255	Santa Barbara	Figuroa Division	42-B1	3	Fire Protection - Install fire alarm devices throughout building (audible, pull stations and heat detectors) and wire to fire alarm panel. Building currently does not have these devices and court patrons would not be warned of potential fire, presenting a serious safety concern.	\$ 123,929	\$ 123,929	\$3,579,037	70	100
18	FM-0059741	Orange	Betty Lou Lamoreaux Justice Center	30-B1	3	HVAC - Energy Conservation Project - Cooling Tower EC2 - Replace existing cooling tower EC2 with two (2) new energy efficient BAC CXVB Evaporative Condensers. The existing cooling tower EC2 is restricting the energy efficient operation of the new Multistack chillers and has considerable deterioration that is unrepairable. Return on investment within 5 years, inclusive of a repair avoidance. Without this, the payback, less cost overage allotment, is 7 years.	\$ 968,006	\$ 773,921	\$4,352,958	70	79.95



**JUDICIAL COUNCIL  
OF CALIFORNIA**

TRIAL COURT FACILITY MODIFICATION  
ADVISORY COMMITTEE

DRAFT

Trial Court Facility Modification  
**FMs Greater Than \$100K (List D)**  
6/1/2005 to 05/09/2018  
Meeting Date 05/25/2018

	FM NUMBER	LOCATION	FACILITY NAME	BUILDING ID	PRIORITY	SHORT TITLE	PRELIMINARY ESTIMATE	FACILITY MODIFICATION PROGRAM BUDGET SHARE OF PRELIMINARY ESTIMATE	CUMULATIVE TOTAL OF FACILITY MODIFICATION PROGRAM SHARE OF PRELIMINARY ESTIMATE	TOTAL SCORE RANK	FACILITY MODIFICATION PROGRAM % OF COST
19	FM-0060302	Los Angeles	Pasadena Courthouse	19-J1	3	Plumbing - Replace two hundred sixty (260) angle stops, one hundred fifty (150) toilet screwdriver stops, one hundred (100) urinal screwdriver stops, five (5) 3" gate valves, one (1) 4" gate valve, and one (1) 3" ball valve. Existing stops are corroded and do not properly shut off water.	\$ 102,103	\$ 70,808	\$4,423,766	70	69.35
20	FM-0034097	San Bernardino	Barstow Courthouse	36-J1	3	Parking Lot - Saw cut and demo approximately 28,000 SF, 4 inch depth, of asphalt at lower level employee parking lot that is JCC managed and resurface with approximately 28,000 SF, 4 inch thick asphalt w/ 6 inch base, install 59 parking bumpers and re-stripe. Slurry seal new asphalt. Currently the asphalt in the parking lot has numerous cracks, pot holes, and uneven areas that pose a tripping hazard.	\$ 252,760	\$ 252,760	\$4,676,526	71	100
21	FM-0057545	Los Angeles	Downey Courthouse	19-AM1	3	Grounds and Parking Lot - Remove (4) sycamore trees and (4) pine trees and stumps. Replace all weep drains, install valley gutter along the north wall, replace expansion joint. The retaining wall running along the Sally Port Entry has shifted and moved.	\$ 158,774	\$ 132,894	\$4,809,420	75	83.70
22	FM-0058706	Los Angeles	Clara Shortridge Foltz Criminal Justice Center	19-L1	3	Electrical - Replace (775) 3' & 4' fluorescent tubes with T8 16w LED tubes and (102) ballasts with new electronic ballasts; install new Astronomical time clock control. Multiple existing fluorescent lights are burned out creating a safety / security hazard for the court.	\$ 73,987	\$ 50,896	\$4,860,316	75	68.79
23	FM-0059349	Los Angeles	Airport Courthouse	19-AU1	3	Interior Finish - Remove and Replace 2,000 Square Feet of Epoxy Flooring in the holding area in the basement. The floor epoxy has failed and broken pieces can be used as a weapon. In addition, it has caused a health and safety issue.	\$ 145,444	\$ 112,239	\$4,972,555	75	77.17
24	FM-0057578	Alameda	Fremont Hall of Justice	01-H1	3	Grounds and parking lot - Seal cracks, slurry seal -16,000 sq. ft. and re-stripe parking slots	\$ 20,306	\$ 20,306	\$4,992,861	77	100
25	FM-0056974	Humboldt	Humboldt County Courthouse (Eureka)	12-A1	3	Furniture and Equipment - Replace Jury Box seating in courtroom 1 & 4 (26 chairs). Current chairs are failing and replacement parts are no longer available.	\$ 66,300	\$ 66,300	\$5,059,161	78	100
26	FM-0060108	Los Angeles	Santa Monica Courthouse	19-AP1	3	Electrical - All existing restroom outlets are not GFCI Protected and do not comply with the code. The issue is posing a safety hazard on all customer and court personnel using the restroom. Removed all existing outlet inside the restroom and replace the same with Sixty (60) GFCI protected outlet.	\$ 8,388	\$ 6,584	\$5,065,745	80	78.49
27	FM-0045287	Glenn	Historic Courthouse	11-A1	3	HVAC - Two (2) Carrier Split Systems - Install two (2) Carrier or equivalent split systems to provide air to the Judge's Office and CEO's Office - SAFETY, ENERGY	\$ 25,070	\$ 25,070	\$5,090,815	81	100
28	FM-0040550	Orange	Central Justice Center	30-A1	3	Plumbing -Replace deteriorating pipe - A main water line to the building ruptured in May of 2007 causing significant damage, evaluate the line to determine if replacement is needed.	\$ 126,381	\$ 126,381	\$5,217,196	81	100
29	FM-0052775	San Francisco	Civic Center Courthouse	38-A1	3	Exterior Walls - Prepare and apply anti-graffiti coating to all exterior walls from grade to 10ft high (approx. 6700sqft) - janitorial efforts are having minimal results, time consuming and causing public hazard at sidewalks	\$ 63,493	\$ 63,493	\$5,280,689	83	100



JUDICIAL COUNCIL  
OF CALIFORNIA

TRIAL COURT FACILITY MODIFICATION  
ADVISORY COMMITTEE

DRAFT

Trial Court Facility Modification  
FMs Greater Than \$100K (List D)  
6/1/2005 to 05/09/2018  
Meeting Date 05/25/2018

	FM NUMBER	LOCATION	FACILITY NAME	BUILDING ID	PRIORITY	SHORT TITLE	PRELIMINARY ESTIMATE	FACILITY MODIFICATION PROGRAM BUDGET SHARE OF PRELIMINARY ESTIMATE	CUMULATIVE TOTAL OF FACILITY MODIFICATION PROGRAM SHARE OF PRELIMINARY ESTIMATE	TOTAL SCORE RANK	FACILITY MODIFICATION PROGRAM % OF COST
30	FM-0035100	Orange	North Justice Center	30-C1	3	HVAC - BAS - Remove existing BAS system and replace with new system. The current system (software and hardware) is old and outdated with parts no longer manufactured and only supports a portion of the building.	\$ 1,775,430	\$ 1,603,391	\$6,884,080	85	90.31
31	FM-0052331	San Diego	Kearny Mesa Court	37-C1	3	Grounds and Parking Lot - Slurry coat and re-stripe approx. 132,940 sq. ft of the parking lot and paint 2,100 LF of the curbs as required. The striping faded to where directional arrows and lane markings are, making it difficult for people to see.	\$ 19,146	\$ 19,146	\$6,903,226	85	100
32	FM-0056760	San Diego	Juvenile Court	37-E1	3	Grounds and Parking Lot - Court employee parking lot is deteriorated and severely cracked. Several areas present safety/trip/liability hazards. Due to deterioration it is recommended to cold mill approximately 1,100 SF down to the sub grade (4" depth) in (2) areas to correct pavement failure. The remaining 14,400 SF will be cold milled down to 1 1/2" to provide a level base for the new surface course of asphalt; apply prime coat, waterproofing and tack coat to 14,400 SF. Finish pave 15,550 SF wi	\$ 72,267	\$ 72,267	\$6,975,493	85	100
33	FM-0059901	Los Angeles	Clara Shortridge Foltz Criminal Justice Center	19-L1	3	Electrical -Install forty-four (44) timers throughout all floors for lighting. Lights are currently on 24 hours a day every day. Turning the approximately 3,000 light fixtures off 5 hours each night and on weekends would save about \$9,000 per month.	\$ 99,915	\$ 68,732	\$7,044,224	85	68.79
34	FM-0052249	Solano	Solano Justice Building	48-B1	3	Interior Finishes - Provide accessible audience seating, jury box, and witness box in courtroom to include assigned jury deliberation room and restroom	\$ 412,109	\$ 412,109	\$7,456,333	85	100
35	FM-0046073	Fresno	B.F. Sisk Courthouse	10-O1	3	Grounds and Parking Lot - Labor to trim and shape (14) fourteen Ash Trees and remove green waste - Growth and length of branches pose a possible fall hazard over parking stalls and public sidewalk	\$ 12,302	\$ 12,302	\$7,468,635	86	100
36	FM-0057407	Los Angeles	Metropolitan Courthouse	19-T1	3	HVAC - Clean approximately 100 linear feet of ductwork to keep debris from flying out of vents. When adjusting thermostat, debris fell out of vent onto the Administrator's desk three day in a row.	\$ 3,830	\$ 3,830	\$7,472,465	86	100
37	FM-0052382	Butte	Butte County Courthouse	04-A1	3	Interior - Holding Cell - Construct (3) new holding cell. The single in-custody holding cell located in the older section of the courthouse is currently holding criminal cases and will be use for the expansion. The project goal is to accommodate larger number of simultaneous in-custody classifications and increase overall holding capacity.	\$ 294,739	\$ 294,739	\$7,767,204	90	100
38	FM-0055147	Los Angeles	Parking Structure Lot 94 Airport Courthouse	19-AU2	3	Exterior Shell - Restore stairways (15,00 sq. ft. of surface area). Stairways are badly rusted and need to be restored, rust starting to eat through metal frame causing damage to the metals integrity.	\$ 130,312	\$ 100,562	\$7,867,766	90	77.17
39	FM-0057042	San Mateo	Hall of Justice	41-A1	3	Plumbing - COUNTY MANAGED - **Water Conservation Project** - Replace all domestic water fixtures w/new water saving fixtures; Install sub meters (2) at Water Cooling Towers -	\$ 159,354	\$ 83,980	\$7,951,746	90	52.70



JUDICIAL COUNCIL  
OF CALIFORNIA

TRIAL COURT FACILITY MODIFICATION  
ADVISORY COMMITTEE

DRAFT

Trial Court Facility Modification  
FMs Greater Than \$100K (List D)  
6/1/2005 to 05/09/2018  
Meeting Date 05/25/2018

	FM NUMBER	LOCATION	FACILITY NAME	BUILDING ID	PRIORITY	SHORT TITLE	PRELIMINARY ESTIMATE	FACILITY MODIFICATION PROGRAM BUDGET SHARE OF PRELIMINARY ESTIMATE	CUMULATIVE TOTAL OF FACILITY MODIFICATION PROGRAM SHARE OF PRELIMINARY ESTIMATE	TOTAL SCORE RANK	FACILITY MODIFICATION PROGRAM % OF COST
40	FM-0058786	Sutter	New Sutter County Courthouse	51-C1	3	Grounds and Parking Lot - Kill existing weeds. Scalp and grade existing soil. Landscape ground similar to surrounding landscape. Plant Fortnight Lily at 5" spacing by 10" in width. Additional planting to consist of ground cover juniper, manzanita, and rosemary. Shrubbery will consist of Razzleberry, spirea, dwarf bottle brush, and mock orange. Place boulders throughout. Install polyhose drip. Place 3/4" rock similar to existing.	\$ 58,000	\$ 58,000	\$8,009,746	90	100
41	FM-0058840	Modoc	Barclay Justice Center	25-A1	3	Plumbing - water fixtures in the facility are well beyond useful life; will improve use and ease of repair as well as reduce water usage. Replace all bathroom water fixtures with low flow versions of the same. This also includes automatic flushers and automatic faucets. 55 replacements ranging from wall hung lavatories, flushometers, faucets and etc.	\$ 11,976	\$ 11,976	\$8,021,722	90	100
42	FM-0057139	Los Angeles	Compton Courthouse	19-AG1	3	Interior Finishes - Grind and sand existing painted walls, benches, and ceiling of (54) cells, approximately 42,000 SF, repaint cell walls, benches, doors, ceiling and security screens. Holding cell paint has become heavily damaged from in custodies and is beginning to peel presenting a health and safety issue.	\$ 201,960	\$ 201,960	\$8,223,682	92	100
43	FM-0053551	Solano	Solano Justice Building	48-B1	3	Interior Finishes - EARTHQUAKE - Remediate all cracks and aesthetic damage created by earthquake throughout building in secured hallways, courtrooms 101-104, and jury courtyard scaffolding is required. Epoxy injection at concrete wall, 35 lin ft. and approx 650 sq ft of drywall and stucco repairs.	\$ 20,501	\$ 20,501	\$8,244,183	94	100
44	FM-0051707	Contra Costa	Richard E. Arnason Justice Center	07-E3	3	Exterior Finish - Install 400 SqFt of Dual Purpose Window Tinting to the windows in Security Screening Area - Glare from the sun coming through windows affects the view of the security monitors.	\$ 5,441	\$ 5,441	\$8,249,624	94	100
45	FM-0051776	Los Angeles	Clara Shortridge Foltz Criminal Justice Center	19-L1	3	Plumbing - Rebuild drinking fountains' water supply piping lines, filtration system and cooling (optional) system to put back drinking fountains in operational condition in all floors' public hallways.	\$ 97,199	\$ 66,863	\$8,316,487	95	68.79
46	FM-0052829	Kings	Avenal Court	16-C1	3	Exterior Shell - Remove, replace, or restore approximately 80 lf of 2 1/2" x 11" bottom ledger, 48 lf of 2" x 6" fascia and trim, and 96 lf of 1" x 12" fascia; remove small section of existing white gutter and install 25 lf gutter and 1 down spout to match as close to exterior brown color; caulk and patch trim areas as required to receive paint; paint all exterior brown color only - Existing wood fascia and trim is cracking, splitting, and deteriorating due to fungus and weather damage.	\$ 22,611	\$ 13,117	\$8,329,603	95	58.01
47	FM-0053393	Los Angeles	S. Bay Municipal Traffic Court Trailer	19-C4	3	Roof - Overlay existing roof with new PVC roof system approximately 4,00 sq. ft. Due to roof system currently being in poor to fair condition, remaining service life is less than 5 years. Overlay of existing roof system will bring the building to good condition.	\$ 79,407	\$ 67,607	\$8,397,210	95	85.14
48	FM-0054905	Los Angeles	Torrance Courthouse	19-C1	3	Grounds and Parking Lot - Replace asphalt, Slurry coat and restripe parking lot (285,000sq)	\$ 270,300	\$ 230,133	\$8,627,344	95	85.14



JUDICIAL COUNCIL  
OF CALIFORNIA

TRIAL COURT FACILITY MODIFICATION  
ADVISORY COMMITTEE

DRAFT

Trial Court Facility Modification  
FMs Greater Than \$100K (List D)  
6/1/2005 to 05/09/2018  
Meeting Date 05/25/2018

	FM NUMBER	LOCATION	FACILITY NAME	BUILDING ID	PRIORITY	SHORT TITLE	PRELIMINARY ESTIMATE	FACILITY MODIFICATION PROGRAM BUDGET SHARE OF PRELIMINARY ESTIMATE	CUMULATIVE TOTAL OF FACILITY MODIFICATION PROGRAM SHARE OF PRELIMINARY ESTIMATE	TOTAL SCORE RANK	FACILITY MODIFICATION PROGRAM % OF COST
49	FM-0057273	Orange	Central Justice Center	30-A1	3	HVAC - Replace heating and/or cooling coil couplings, valves, controllers, and roughly 30 linear feet of piping per coil (1/1/4 3) on multiple AHUs, including ACM abatement where required. Multiple floods caused by failed couplings (see FMs 0052227, 0054736, & 0040469). Equipment is original to the facility and in very poor condition. Full assessment was performed by the Court and only those in the worst condition with a likelihood of failure are being submitted at this time.	\$ 220,228	\$ 200,782	\$8,828,126	95	91.17
50	FM-0058793	Los Angeles	Santa Monica Court Annex	19-AP3	3	Interior Finishes - Courtroom doors are worn and showing signs of deterioration. Restore 3 sets of courtroom doors finishes.	\$ 3,015	\$ 3,015	\$8,831,141	95	100
51	FM-0057708	Orange	Central Justice Center	30-A1	3	Elevators, Escalators, & Hoists - Furnish and install 11 new LCD monitors with keyboards, mouse, USB internet, Emulator Esprit 300TCE with power adaptor, new cables PA/RS with MRS adaptors and furnish new electrical wiring diagrams for each elevator showing changes. Monitors to replace old and obsolete CRT monitors and other components that make them function with the elevator controllers.	\$ 41,991	\$ 38,283	\$8,869,424	99	91.17
52	FM-0053444	Contra Costa	Bray Courts	07-A3	3	Interior Finishes - Earthquake Restoration of cracks and aesthetic damages to approx 7100 sq ft of the interior building	\$ 47,748	\$ 40,834	\$8,910,258	100	85.52
53	FM-0057706	Los Angeles	Airport Courthouse	19-AU1	3	Fire Protection - install 41 magnetic door holders, 7 Power supplies and relays, programming into the Fire Panel, suggested per LACFD Fire Marshal inspection on 10/15/15.	\$ 81,475	\$ 62,874	\$8,973,132	100	77.17
54	FM-0060276	San Diego	East County Regional Center	37-11	3	Interior Finishes - Install 95.94 sq. yds. of carpet tile and 120 LF of 4in cove base in the ground room old IT Room. Court requested to replace the old worn stained carpet squares on the raised floor tiles.	\$ 7,820	\$ 7,820	\$8,980,952	100	100
55	FM-0052939	Los Angeles	West Los Angeles Courthouse	19-AR1	3	Roof - Remove and replace 20,000 sq. ft. of existing main upper deck and two lower deck roofs with new PVC roof system / Due to roof currently being in poor to fair condition at best, recommended removal and replacement of existing main deck and lower decks will bring the entire system to good condition.	\$ 433,868	\$ 433,868	\$9,414,820	100	100



# Superior Court of California County of Solano

Chambers of  
JOHN B. ELLIS, Presiding Judge  
Department Twenty-Three

Hall of Justice  
600 Union Avenue  
Fairfield, CA 94533  
(707) 207-7323  
FAX (707) 207-7723

February 7, 2018

Hon. Donald Cole Byrd, Chair  
Trial Court Facility Modification Advisory Committee  
[tcfmac@jud.ca.gov](mailto:tcfmac@jud.ca.gov)

Re: Solano Superior Court  
FM#0040733

Dear Judge Byrd:

Please consider this a request to separate out the security fence portion of the above-referenced approved facility modification for the Hall of Justice located in Fairfield.

Funding for a security fence was initially approved and funded in 2011 – *Judicial Parking Lot Project, SWO#103361*. In 2012, this project was merged into the *Flood Protection Project FM#0040733* and combined into one project.

It does not appear the County will move the flood protection project forward. Accordingly, the Court is requesting the security fence portion move forward.

The Judicial Council's Security Operations Unit has performed two security assessments for the Fairfield courthouse. Both security assessments have specifically identified the lack of a security fence as a security issue. I am attaching a page from the report for your reference.


Recently, it was necessary for me to personally call the Sheriff's Office to deal with a person loitering and harassing individuals in the back parking lot. Over the years, we have had the following security incidents in this parking lot.

- Court Executive Officer and another staff person had tires slashed on the side wall of their tires. Shortly after this incident a juvenile was arrested for slashing tires in downtown Fairfield.
- A suspicious package was placed at the back of the Hall of Justice resulting in the Sheriff's Office evacuating the building and then clearing the package to find it was a box placed there by a homeless person.
- We had a juvenile escape from the courthouse. The juvenile was able to run out the back door and keep running as there was no security fence in the parking lot.
- We had an attempted escape of an adult who managed to make it into the parking lot. The adult did not escape but it resulted in an altercation with deputies.
- A majority of our judges park in this lot, including all of our family law judicial officers. There is no security for judicial officers coming into or exiting the facility.

Since this project was funded as a stand-alone project and was then rolled into the flood protection project, the Court is requesting the security fence be de-coupled from the flood protection project and move forward as originally intended.

If you have any questions or need any additional information about this project or the Court's request, please do not hesitate to contact me or Court Executive Officer, Brian Taylor.

Sincerely,



John B. Ellis  
Presiding Judge



Brian K. Taylor  
Court Executive Officer

Cc: Lisa Hinton, Senior Project Manager  
Glenn Mantoani, Facilities Management Administrator  
Nick Barsetti, Security Coordinator, JC Security Unit  
Sabra Forbes, Court Operations Manager



## Parking Areas

There is little fencing surrounding the perimeter of the Hall of Justice. One can freely walk from the public street to the front door, then north along the building envelope, around the northwest corner and to the rear of the courthouse where staff and judges park. There are no fences to keep pedestrians out of the parking area, and there are no signs warning people not to trespass. One can walk up to all the parked staff and judicial officer vehicles, the rear entrance doors to the court, and to the door used by judicial officers. There are numerous hiding places people could conceal themselves in to conduct surveillance of the courthouse or to stage an attack. Also in this area is the chain-link, enclosed, single-vehicle sally port used by juvenile probation when taking juvenile offenders into the courthouse. Part of the rear parking area is the garbage collection point. There are numerous dumpsters and garbage cans accessible to the public adjacent to the building, parking spots, walkways, and vehicle entrances. An explosive device could be hidden amongst the garbage containers.

During the security assessment, I was able to walk the entire west, north, and west perimeter of the courthouse, to emergency exits and stairwells, staff and judicial officer parking, rear entrances used by court staff and judicial officers, side and rear entrances, the juvenile sally port, and the refuse collection area without encountering any signs warning against trespassing or fences to impede my movement. It should be noted that I was stopped and questioned by a concerned court employee who found it odd that I was talking pictures and loitering in the staff/judicial officer parking area. It was not until I had completed my perimeter survey and returned to the front door that I was confronted by armed Solano County security staff, and then the sheriff's office. The lack of perimeter fencing and signage provided me the ability to access staff and judicial officer vehicles, observe the comings and goings of court staff, and to potentially gain entrance to the courthouse (by overpowering a civilian staff member once the courthouse door was opened or lying in wait for a judicial officer to enter the parking area), or place an explosive device by a car, in a trash receptacle, or against the building.




Figure 14: Suggested fencing configuration. The red lines represent a fence. The blue lines represent pedestrian gates. The green line is a motorized vehicle gate.



JUDICIAL COUNCIL  
OF CALIFORNIA

TRIAL COURT FACILITY MODIFICATION  
ADVISORY COMMITTEE

Meeting Date: 05/25/2018

**Action Item 4 – (Action Required) – Budget Change  
Proposals (BCPs) for FY 2019-20**

**Summary:**

Discuss FY 2019-20 BCPs: Trial Court Facility Maintenance and Operations, and Statewide Security Systems and Equipment – Maintenance and Replacement

**Supporting Documentation:**

- See Presentation

**Action Requested:**

Approve the FY 2019-20 Budget Change Proposals for Trial Court Facility Maintenance and Operations, Statewide Security Systems and Equipment – Maintenance and Replacement, and Increasing Energy Efficiency in the Judicial Branch.



# **Budget Change Proposals (BCPs) for FY 2019-20**

May 25, 2018

1

## **Action Item 4 Budget Change Proposals for FY 2019-2020**

Two BCPs:

1. Trial Court Facility Maintenance & Operations Costs
2. Statewide Security Systems and Equipment - Maintenance and Replacement

2

**Action Item 4 (BCP)  
Trial Court Facility  
Maintenance & Operations**

Support Function	Funding Request
Facility M & O Utilities: \$17.3 Maintenance: \$14.1	\$31.4M

Proposed, ongoing \$31.4 Million General Fund augmentation would provide funding to close gap between Actual Costs of trial court facility maintenance and operations and County Facilities Payments (CFPs) which are intended to fully cover this expense.

3

**Action Item 4 (BCP)  
Trial Court Facility  
Maintenance & Operations**

- No increase in CFP amounts for several years despite extensive growth in managed square footage.
- Insufficient funding forcing inadequate preventive maintenance - causing the Judicial Council to operate on a "run to failure" methodology.

4

**Action Item 4 (BCP)  
Trial Court Facility  
Maintenance & Operations**

**Utility Cost Growth** - costs have been growing at 4-7% over last 10 years, which, calculated at just 5%, means that costs have grown by over \$18M since 2007.

This expense has a direct, negative impact on funds available for building maintenance, resulting in further decline of building conditions.

5

**Action Item 4 (BCP)  
Trial Court Facility  
Maintenance & Operations**

Requested funding is necessary:

- To ensure that proper preventative maintenance occurs in order to avoid more costly - and earlier than expected - system replacements; and
- To cover prior and future growth in utility costs.

6

**Action Item 4 (BCP)  
Trial Court Facility M&O Request**

- Recommendation:

Approve Submission of Budget Concept to Judicial Council for General Fund Augmentation to support unfunded operations costs for newly constructed court facilities, operations costs for transferred trial court facilities, and growth in utility costs across the portfolio. Total augmentation request is \$31.4 M.

7

**Action Item 4 (BCP)  
Trial Court Security Systems  
Maintenance and Replacement**

- Security Systems and Equipment
- Recommendation

8

**Action Item 4 (BCP)  
Trial Court Security Systems  
Maintenance and Replacement**

- Existing security systems need replacement, repairs and maintenance.
- Security systems in new courthouses must be maintained and repaired.

9

**Action Item 4 (BCP)  
Trial Court Security Systems  
Maintenance and Replacement**

- Ongoing \$6 Million in funding requested to maintain and replace obsolete security equipment.

10



**Action Item 4 (BCP)  
Trial Court Security Systems  
Maintenance and Replacement**

- Camera Systems
- Access Systems
- Duress Systems
- COOP Web Based Tool – maintenance, training, and upgrades

11

**Action Item 4 (BCP)  
Trial Court Security Systems  
Budget Change Proposal Request**

Maintenance and Replacement

Total BCP Request            \$6,000,000

12

## **Action Item 4 (BCP) Trial Court Facility M&O Request**

- Recommendation:  
Approve Submission of Budget Concept to Judicial Council for \$6 Million General Fund Augmentation to support annual maintenance and replacement augmentation.



## JUDICIAL COUNCIL OF CALIFORNIA

TRIAL COURT FACILITY MODIFICATION  
ADVISORY COMMITTEE

Meeting Date: 05/25/2018

### **Action Item 5 – (Action Required) – Revert Back the Unused DMF Contingency to Projects**

#### **Summary:**

Revert back the unused DMF Contingency to projects.

#### **Supporting Documentation:**

- To be provided at the meeting.

#### **Action Requested:**

Approve staff recommendation to revert back the unused DMF Contingency to projects.



JUDICIAL COUNCIL  
OF CALIFORNIA

---

TRIAL COURT FACILITY MODIFICATION  
ADVISORY COMMITTEE

Meeting Date: 05/25/2018

## **Action Item 6 – (Action Required) – Pre-Approval of Projects for FY 2018-19 Funds**

### **Summary:**

Approval of FY 2018-19 funds for projects to start in FY 2018-19.

### **Supporting Documentation:**

- FMs Greater than \$100K – List D Report

### **Action Requested:**

Discuss and approve FY 2018-19 funds for projects so that they can start before the July 2018 TCFMAC meeting.





JUDICIAL COUNCIL  
OF CALIFORNIA

TRIAL COURT FACILITY MODIFICATION  
ADVISORY COMMITTEE

DRAFT

Trial Court Facility Modification  
FMs Greater Than \$100K (List D) - FY 2018-19 Funds  
Meeting Date 05/25/2018

	FM NUMBER	LOCATION	FACILITY NAME	BUILDING ID	PRIORITY	SHORT TITLE	PRELIMINARY ESTIMATE	FACILITY MODIFICATION PROGRAM BUDGET SHARE OF PRELIMINARY ESTIMATE	CUMULATIVE TOTAL OF FACILITY MODIFICATION PROGRAM SHARE OF PRELIMINARY ESTIMATE	TOTAL SCORE RANK	FACILITY MODIFICATION PROGRAM % OF COST
1	FM-0061667	Los Angeles	Bellflower Courthouse	19-AL1	2	HVAC - Replace (2) failing cooling towers. Which is currently deteriorated, has out lived its life expectancy and currently unable to function at full capacity. Remediation and high reach equipment is needed, all work will be performed after hours to not impact court operation	\$ 392,700	\$ 306,070	\$306,070	40	77.94
2	FM-0062201	Los Angeles	Alhambra Courthouse	19-11	2	HVAC - Replace chiller compressor. During a recent service call to the above listed facility to determine why the Carrier, model: 23XL screw chiller #1, when operating, was running louder than usual, vibration analysis was performed on the compressor and Full replacement is recommended.	\$ 260,711	\$ 224,211	\$530,282	70	86.00
3	FM-0061986	Santa Clara	Hall of Justice (East)	43-A1	2	Elevators - (2 each) Completely Refurbish staff/custody elevators 5 & 7 with new modernized controls, motors, internal components, and car operating panel. Replace; cab lanterns to LED, (2) HVAC units for elevator machine rooms. Per SFM requirements; Install smoke curtains, upgrade Fire Life Safety components to meet current codes. Includes County plan review and permits and mechanical and electrical upgrades to bring system to current codes.	\$ 1,333,312	\$ 1,333,312	\$1,863,594	70	100.00



JUDICIAL COUNCIL  
OF CALIFORNIA

TRIAL COURT FACILITY MODIFICATION  
ADVISORY COMMITTEE

Meeting Date: 05/25/2018

**Action Item 7 – DMF-II List Based on \$100M Proposed in FY  
2018-19 May Revise Budget**

**Summary:**

Review the new list of DMF-II for \$100M. Approval of the initial list.

**Supporting Documentation:**

- DMF-II List
- Attachment A
- Attachment B







JUDICIAL COUNCIL  
OF CALIFORNIA

TRIAL COURT FACILITY MODIFICATION  
ADVISORY COMMITTEE

Trial Court Facility Modification  
Deferred Maintenance Funding - II  
Meeting Date 05/25/2018

#	County	Facility Location	Project System Targeted for Renewal	Project Cost	Judicial Council Share	County Share
1	Santa Barbara	Santa Maria Courts Bldgs C + D	B30 Roofing	\$ 2,015,421	\$ 1,102,435	\$ 912,986
2	San Diego	East County Regional Center	B30 Roofing	\$ 3,855,749	\$ 2,610,727	\$ 1,245,021
3	Ventura	East County Courthouse	B30 Roofing	\$ 1,930,805	\$ 1,192,272	\$ 738,533
4	Santa Barbara	Santa Maria Courts Bldgs C + D	D1010-Elevators and Lifts	\$ 290,093	\$ 158,681	\$ 131,412
5	Solano	Hall of Justice	D1010-Elevators and Lifts	\$ 443,553	\$ 322,995	\$ 120,558
6	Alameda	Hayward Hall of Justice	D1010-Elevators and Lifts	\$ 2,814,355	\$ 2,814,355	\$ -
7	Alameda	Fremont Hall of Justice	D1010-Elevators and Lifts	\$ 947,163	\$ 752,047	\$ 195,115
8	Contra Costa	Wakefield Taylor Courthouse	D1010-Elevators and Lifts	\$ 1,118,468	\$ 1,118,468	\$ -
9	Contra Costa	Walnut Creek Courthouse	D1010-Elevators and Lifts	\$ 524,983	\$ 524,983	\$ -
10	Contra Costa	George D. Carroll Courthouse	D1010-Elevators and Lifts	\$ 338,998	\$ 261,706	\$ 77,291
11	San Bernardino	Barstow Courthouse	D1010-Elevators and Lifts	\$ 181,343	\$ 141,320	\$ 40,022
12	Los Angeles	Bellflower Courthouse	D1010-Elevators and Lifts	\$ 50,000	\$ 38,970	\$ 11,030
13	Los Angeles	Downey Courthouse	D1010-Elevators and Lifts	\$ 140,000	\$ 117,180	\$ 22,820
14	Los Angeles	Beverly Hills Courthouse	D1010-Elevators and Lifts	\$ 2,688,288	\$ 2,137,727	\$ 550,561
15	Los Angeles	Van Nuys Courthouse West	D1010-Elevators and Lifts	\$ 205,000	\$ 205,000	\$ -
16	Los Angeles	Torrance Courthouse	D1010-Elevators and Lifts	\$ 2,953,248	\$ 2,514,395	\$ 438,853
17	Los Angeles	Burbank Courthouse	D1010-Elevators and Lifts	\$ 679,558	\$ 616,767	\$ 62,791
18	Los Angeles	El Monte Courthouse	D1010-Elevators and Lifts	\$ 2,060,363	\$ 1,197,483	\$ 862,880
19	Los Angeles	Edmund D. Edelman Children's Court	D1010-Elevators and Lifts	\$ 3,368,223	\$ 2,357,419	\$ 1,010,804
20	Orange	North Justice Center	D1010-Elevators and Lifts	\$ 1,278,203	\$ 1,154,345	\$ 123,858
21	San Diego	Juvenile Court	D1010-Elevators and Lifts	\$ 276,651	\$ 206,437	\$ 70,214
22	San Diego	North County Regional Center - North	D1010-Elevators and Lifts	\$ 254,838	\$ 254,838	\$ -
23	San Mateo	Northern Branch Courthouse	D1010-Elevators and Lifts	\$ 291,998	\$ 242,971	\$ 49,026
24	Santa Clara	Santa Clara Courthouse	B30 Roofing	\$ 196,000	\$ 196,000	\$ -
25	Los Angeles	Santa Clarita Courthouse	B30 Roofing	\$ 556,857	\$ 556,857	\$ -
26	San Diego	Kearny Mesa Court	B30 Roofing	\$ 442,000	\$ 442,000	\$ -
27	Orange	Central Justice Center	B30 Roofing	\$ 234,000	\$ 213,338	\$ 20,662
28	Los Angeles	Burbank Courthouse	D3020-Heat Generating Systems	\$ 61,200	\$ 55,545	\$ 5,655
29	Fresno	Fresno County Courthouse	D3021 Boilers	\$ 459,000	\$ 440,227	\$ 18,773
30	Imperial	Imperial County Courthouse	D3030 Cooling Generating Systems	\$ 240,000	\$ 240,000	\$ -



JUDICIAL COUNCIL  
OF CALIFORNIA

TRIAL COURT FACILITY MODIFICATION  
ADVISORY COMMITTEE

Trial Court Facility Modification  
Deferred Maintenance Funding - II  
Meeting Date 05/25/2018

#	County	Facility Location	Project System Targeted for Renewal	Project Cost	Judicial Council Share	County Share
31	Alameda	George E. McDonald Hall of Justice	D3030 Cooling Generating Systems	\$ 351,000	\$ 351,000	\$ -
32	Los Angeles	Burbank Courthouse	D3030 Cooling Generating Systems	\$ 120,000	\$ 108,912	\$ 11,088
33	Riverside	Larson Justice Center	D3030 Cooling Generating Systems	\$ 64,000	\$ 62,330	\$ 1,670
34	Los Angeles	Santa Monica Courthouse	D3030 Cooling Generating Systems	\$ 82,000	\$ 64,362	\$ 17,638
35	Alameda	Fremont Hall of Justice	D3030 Cooling Generating Systems	\$ 118,000	\$ 93,692	\$ 24,308
36	Los Angeles	Downey Courthouse	D3030 Cooling Generating Systems	\$ 156,000	\$ 130,572	\$ 25,428
37	Orange	North Justice Center	D3030 Cooling Generating Systems	\$ 282,000	\$ 254,674	\$ 27,326
38	Los Angeles	Glendale Courthouse	D3030 Cooling Generating Systems	\$ 398,000	\$ 360,349	\$ 37,651
39	Los Angeles	Torrance Courthouse	D3030 Cooling Generating Systems	\$ 405,000	\$ 344,817	\$ 60,183
40	Los Angeles	Bellflower Courthouse	D3030 Cooling Generating Systems	\$ 199,000	\$ 155,101	\$ 43,899
41	Los Angeles	Airport Courthouse	D3030 Cooling Generating Systems	\$ 217,000	\$ 167,459	\$ 49,541
42	Los Angeles	Alhambra Courthouse	D3030 Cooling Generating Systems	\$ 377,000	\$ 324,220	\$ 52,780
43	Los Angeles	Van Nuys Courthouse East	D3030 Cooling Generating Systems	\$ 610,000	\$ 547,414	\$ 62,586
44	San Mateo	Northern Branch Courthouse	D3030 Cooling Generating Systems	\$ 423,000	\$ 351,978	\$ 71,022
45	Los Angeles	Inglewood Courthouse	D3030 Cooling Generating Systems	\$ 330,000	\$ 246,048	\$ 83,952
46	Orange	West Justice Center	D3030 Cooling Generating Systems	\$ 962,000	\$ 872,342	\$ 89,658
47	Los Angeles	Chatsworth Courthouse	D3030 Cooling Generating Systems	\$ 798,000	\$ 668,724	\$ 129,276
48	Los Angeles	Pasadena Courthouse	D3030 Cooling Generating Systems	\$ 444,000	\$ 307,914	\$ 136,086
49	San Bernardino	Barstow Courthouse	D3030 Cooling Generating Systems	\$ 694,000	\$ 540,834	\$ 153,166
50	Los Angeles	Van Nuys Courthouse West	D3030 Cooling Generating Systems	\$ 1,059,000	\$ 852,283	\$ 206,717
51	Los Angeles	El Monte Courthouse	D3030 Cooling Generating Systems	\$ 575,000	\$ 334,190	\$ 240,810
52	Los Angeles	Edmund D. Edelman Children's Court	D3030 Cooling Generating Systems	\$ 807,000	\$ 564,819	\$ 242,181
53	Orange	Central Justice Center	D3030 Cooling Generating Systems	\$ 3,105,000	\$ 2,830,829	\$ 274,172
54	Los Angeles	San Fernando Courthouse	D3030 Cooling Generating Systems	\$ 1,837,000	\$ 1,532,242	\$ 304,758
55	Orange	Betty Lou Lamoreaux Justice Center	D3030 Cooling Generating Systems	\$ 3,982,000	\$ 3,183,609	\$ 798,391
56	Los Angeles	Compton Courthouse	D3060 Controls & Instrumentation	\$ 1,945,000	\$ 1,286,229	\$ 658,772
57	Los Angeles	San Fernando Courthouse	D3060 Controls & Instrumentation	\$ 1,116,000	\$ 930,856	\$ 185,144
58	Los Angeles	Norwalk Courthouse	D3060 Controls & Instrumentation	\$ 2,254,000	\$ 1,917,027	\$ 336,973
59	Los Angeles	Bellflower Courthouse	D3060 Controls & Instrumentation	\$ 150,000	\$ 116,910	\$ 33,090
60	Los Angeles	Airport Courthouse	D3060 Controls & Instrumentation	\$ 472,000	\$ 364,242	\$ 107,758



JUDICIAL COUNCIL  
OF CALIFORNIA

TRIAL COURT FACILITY MODIFICATION  
ADVISORY COMMITTEE

Trial Court Facility Modification  
Deferred Maintenance Funding - II  
Meeting Date 05/25/2018

#	County	Facility Location	Project System Targeted for Renewal	Project Cost	Judicial Council Share	County Share
61	Los Angeles	Van Nuys Courthouse East	D3060 Controls & Instrumentation	\$ 1,432,000	\$ 1,285,077	\$ 146,923
62	Los Angeles	Van Nuys Courthouse West	D3060 Controls & Instrumentation	\$ 2,060,000	\$ 1,657,888	\$ 402,112
63	Los Angeles	Glendale Courthouse	D3060 Controls & Instrumentation	\$ 399,000	\$ 361,255	\$ 37,745
64	Los Angeles	Alhambra Courthouse	D3060 Controls & Instrumentation	\$ 990,000	\$ 851,400	\$ 138,600
65	Los Angeles	Pasadena Courthouse	D3060 Controls & Instrumentation	\$ 1,347,000	\$ 934,145	\$ 412,856
66	Los Angeles	Metropolitan Courthouse	D3060 Controls & Instrumentation	\$ 1,624,000	\$ 1,535,005	\$ 88,995
67	Los Angeles	Pomona Courthouse South	D3060 Controls & Instrumentation	\$ 1,372,000	\$ 1,250,441	\$ 121,559
68	Orange	Civil Complex Center ("CXC")	D3060 Controls & Instrumentation	\$ 77,000	\$ 77,000	\$ -
69	Alameda	George E. McDonald Hall of Justice	D3060 Controls & Instrumentation	\$ 124,000	\$ 124,000	\$ -
70	Napa	Criminal Court Building	D3060 Controls & Instrumentation	\$ 181,000	\$ 181,000	\$ -
71	San Diego	North County Regional Center - North	D3060 Controls & Instrumentation	\$ 750,000	\$ 750,000	\$ -
72	Los Angeles	Inglewood Juvenile Court	D3060 Controls & Instrumentation	\$ 129,000	\$ 104,206	\$ 24,794
73	San Bernardino	Barstow Courthouse	D3060 Controls & Instrumentation	\$ 120,000	\$ 93,516	\$ 26,484
74	Orange	West Justice Center	D3060 Controls & Instrumentation	\$ 722,000	\$ 654,710	\$ 67,290
75	Riverside	Riverside Juvenile Court	D3060 Controls & Instrumentation	\$ 177,000	\$ 87,332	\$ 89,668
76	Orange	North Justice Center	D3060 Controls & Instrumentation	\$ 972,000	\$ 877,813	\$ 94,187
77	Riverside	Larson Justice Center	D3060 Controls & Instrumentation	\$ 909,000	\$ 885,275	\$ 23,725
78	Alameda	Hayward Hall of Justice	D3060 Controls & Instrumentation	\$ 1,608,000	\$ 1,419,864	\$ 188,136
79	Kern	Bakersfield Juvenile Center	D3060 Controls & Instrumentation	\$ 594,000	\$ 396,554	\$ 197,446
80	Los Angeles	East Los Angeles Courthouse	D3060 Controls & Instrumentation	\$ 1,124,000	\$ 873,573	\$ 250,427
81	Alameda	Fremont Hall of Justice	D3060 Controls & Instrumentation	\$ 1,571,000	\$ 1,247,374	\$ 323,626
82	San Diego	East County Regional Center	D3060 Controls & Instrumentation	\$ 1,494,000	\$ 1,011,587	\$ 482,413
83	Kern	Taft Courts Bldg.	D5010 Electrical Service & Distribution	\$ 102,000	\$ 102,000	\$ -
84	Contra Costa	Danville District Courthouse	D5010 Electrical Service & Distribution	\$ 144,000	\$ 144,000	\$ -
85	Merced	Old Court	D5010 Electrical Service & Distribution	\$ 239,000	\$ 239,000	\$ -
86	Santa Clara	Santa Clara Courthouse	D5010 Electrical Service & Distribution	\$ 239,000	\$ 239,000	\$ -
87	Fresno	B.F. Sisk Federal Courthouse	D5010 Electrical Service & Distribution	\$ 326,000	\$ 326,000	\$ -
88	Orange	Civil Complex Center ("CXC")	D5010 Electrical Service & Distribution	\$ 341,000	\$ 341,000	\$ -
89	Imperial	Imperial County Courthouse	D5010 Electrical Service & Distribution	\$ 665,000	\$ 665,000	\$ -



JUDICIAL COUNCIL  
OF CALIFORNIA

TRIAL COURT FACILITY MODIFICATION  
ADVISORY COMMITTEE

Trial Court Facility Modification  
**Deferred Maintenance Funding - II**  
Meeting Date 05/25/2018

#	County	Facility Location	Project System Targeted for Renewal	Project Cost	Judicial Council Share	County Share
90	Contra Costa	Wakefield Taylor Courthouse	D5010 Electrical Service & Distribution	\$ 820,000	\$ 820,000	\$ -
91	Santa Clara	Hall of Justice (West)	D5010 Electrical Service & Distribution	\$ 1,578,000	\$ 1,578,000	\$ -
92	Santa Clara	Downtown Superior Court	D5010 Electrical Service & Distribution	\$ 1,705,000	\$ 1,705,000	\$ -
93	San Diego	North County Regional Center - North	D5010 Electrical Service & Distribution	\$ 3,015,998	\$ 3,015,998	\$ -
94	Los Angeles	Burbank Courthouse	D5010 Electrical Service & Distribution	\$ 117,000	\$ 106,189	\$ 10,811
95	Kern	Shafter/Wasco Courts Bldg.	D5010 Electrical Service & Distribution	\$ 216,000	\$ 194,292	\$ 21,708
96	Kern	Delano/North Kern Court	D5010 Electrical Service & Distribution	\$ 189,000	\$ 152,410	\$ 36,590
97	San Bernardino	Barstow Courthouse	D5010 Electrical Service & Distribution	\$ 226,000	\$ 176,122	\$ 49,878
98	Orange	West Justice Center	D5010 Electrical Service & Distribution	\$ 641,000	\$ 581,259	\$ 59,741
99	San Bernardino	Fontana Courthouse	D5010 Electrical Service & Distribution	\$ 340,000	\$ 282,642	\$ 57,358
100	Los Angeles	San Fernando Courthouse	D5010 Electrical Service & Distribution	\$ 493,000	\$ 411,211	\$ 81,789
101	Los Angeles	Torrance Courthouse	D5010 Electrical Service & Distribution	\$ 992,000	\$ 844,589	\$ 147,411
102	Orange	North Justice Center	D5010 Electrical Service & Distribution	\$ 1,128,000	\$ 1,018,697	\$ 109,303
103	Alameda	Fremont Hall of Justice	D5010 Electrical Service & Distribution	\$ 543,000	\$ 431,142	\$ 111,858
104	Los Angeles	Van Nuys Courthouse East	D5010 Electrical Service & Distribution	\$ 1,095,000	\$ 982,653	\$ 112,347
105	Los Angeles	Metropolitan Courthouse	D5010 Electrical Service & Distribution	\$ 2,123,000	\$ 2,007,084	\$ 115,916
106	Fresno	Fresno County Courthouse	D5010 Electrical Service & Distribution	\$ 2,848,000	\$ 2,731,517	\$ 116,483
107	Kern	Arvin/ Lamont Branch	D5010 Electrical Service & Distribution	\$ 330,000	\$ 201,003	\$ 128,997
108	Los Angeles	Pomona Courthouse South	D5010 Electrical Service & Distribution	\$ 1,484,000	\$ 1,352,518	\$ 131,482
109	San Diego	Juvenile Court	D5010 Electrical Service & Distribution	\$ 594,000	\$ 66,112	\$ 527,888
110	Contra Costa	George D. Carroll Courthouse	D5010 Electrical Service & Distribution	\$ 615,000	\$ 474,780	\$ 140,220
111	Alameda	Hayward Hall of Justice	D5010 Electrical Service & Distribution	\$ 1,352,000	\$ 1,193,816	\$ 158,184
112	Orange	Central Justice Center	D5010 Electrical Service & Distribution	\$ 1,869,000	\$ 1,703,967	\$ 165,033
113	Los Angeles	Alhambra Courthouse	D5010 Electrical Service & Distribution	\$ 1,225,000	\$ 1,053,500	\$ 171,500
114	Kern	Bakersfield Juvenile Center	D5010 Electrical Service & Distribution	\$ 642,000	\$ 428,599	\$ 213,401
115	Los Angeles	Norwalk Courthouse	D5010 Electrical Service & Distribution	\$ 1,560,000	\$ 1,326,468	\$ 233,532
116	Los Angeles	East Los Angeles Courthouse	D5010 Electrical Service & Distribution	\$ 1,097,000	\$ 852,588	\$ 244,412
117	Riverside	Riverside Juvenile Court	D5010 Electrical Service & Distribution	\$ 488,000	\$ 240,779	\$ 247,221
118	Alameda	Wiley W. Manuel Courthouse	D5010 Electrical Service & Distribution	\$ 1,646,000	\$ 1,379,348	\$ 266,652



JUDICIAL COUNCIL  
OF CALIFORNIA

TRIAL COURT FACILITY MODIFICATION  
ADVISORY COMMITTEE

Trial Court Facility Modification  
**Deferred Maintenance Funding - II**  
Meeting Date 05/25/2018

#	County	Facility Location	Project System Targeted for Renewal	Project Cost	Judicial Council Share	County Share
119	Los Angeles	Van Nuys Courthouse West	D5010 Electrical Service & Distribution	\$ 1,833,000	\$ 1,475,198	\$ 357,802
120	Los Angeles	El Monte Courthouse	D5010 Electrical Service & Distribution	\$ 1,226,000	\$ 712,551	\$ 513,449
121	Los Angeles	Pasadena Courthouse	D5010 Electrical Service & Distribution	\$ 2,522,000	\$ 1,749,007	\$ 772,993
122	San Francisco	Hall of Justice	D5010 Electrical Service & Distribution	\$ 750,000	\$ 750,000	\$ -
123	San Diego	East County Regional Center	D5010 Electrical Service & Distribution	\$ 2,338,000	\$ 1,583,060	\$ 754,940
124	Los Angeles	Compton Courthouse	D5010 Electrical Service & Distribution	\$ 2,918,000	\$ 1,929,673	\$ 988,327
125	Los Angeles	Clara Shortridge Foltz Criminal Justice	D5010 Electrical Service & Distribution	\$ 2,500,000	\$ 1,719,750	\$ 780,250
				<b>\$ 122,119,349</b>	<b>\$ 100,000,000</b>	<b>\$ 22,119,350</b>

## Attachment A

**Chart 5.1 Suggested Level 4 for the UNIFORMAT II Classification of Building Elements**

Level 3 Elements	Level 4 Sub-Elements	Level 3 Elements	Level 4 Sub-Elements
A1010 Standard Foundations	A1011 Wall Foundations A1012 Column Foundations & Pile Caps A1013 Perimeter Drainage & Insulation	B2020 Exterior Windows	B2021 Windows B2022 Curtain Walls B2023 Storefronts
A1020 Special Foundations	A1021 Pile Foundations A1022 Grade Beams A1023 Caissons A1024 Underprinting A1025 Dewatering A1026 Raft Foundations A1027 Pressure Injected Grouting A1029 Other Special Conditions	B2030 Exterior Doors	B2031 Glazed Doors & Entrances B2032 Solid Exterior Doors B2033 Revolving Doors B2034 Overhead Doors B2039 Other Doors & Entrances
A1030 Slab on Grade	A1031 Standard Slab on Grade A1032 Structural Slab on Grade A1033 Inclined Slab on Grade A1034 Trenches, Pits & Bases A1035 Under-Slab Drainage & Insulation	B3010 Roof Coverings	B3011 Roof Finishes B3012 Traffic Toppings & Paving Membranes B3013 Roof Insulation & Fill B3014 Flashings & Trim B3015 Roof Eaves and Soffits B3016 Gutters and Downspouts
A2010 Basement Excavation	A2011 Excavation for Basements A2012 Structure Back Fill & Compaction A2013 Shoring	B3020 Roof Openings	B3021 Glazed Roof Openings B3022 Roof Hatches B3023 Gravity Roof Ventilators
A2020 Basement Walls	A2021 Basement Wall Construction A2022 Moisture Protection A2023 Basement Wall Insulation A2024 Interior Skin	C1010 Partitions	C1011 Fixed Partitions C1012 Demountable Partitions C1013 Retractable Partitions C1014 Site Built Toilet Partitions C1015 Site Built Compartments Cubicles C1016 Interior Balustrades and Screens C1017 Interior Windows & Storefronts
B1010 Floor Construction	B1011 Suspended Basement Floors Construction B1012 Upper Floors Construction B1013 Balcony Floors Construction B1014 Ramps B1015 Exterior Stairs and Fire Escapes B1016 Floor Raceway Systems B1019 Other Floor Construction	C1020 Interior Doors	C1021 Interior Doors C1022 Interior Door Frames C1023 Interior Door Hardware C1024 Interior Door Wall Opening Elements C1025 Interior Door Sidelights & Transoms C1026 Interior Hatches & Access Doors C1027 Door Painting & Decoration
B1020 Roof Construction	B1021 Flat Roof Construction B1022 Pitched Roof Construction B1023 Canopies B1029 Other Roof Systems	C1030 Fittings	C1031 Fabricated Toilet Partitions C1032 Fabricated Compartments & Cubicles C1033 Storage Shelving and Lockers C1034 Ornamental Metals and Handrails C1035 Identifying Devices C1036 Closet Specialties C1037 General Fittings & Misc. Metals
B2010 Exterior Walls	B2011 Exterior Wall Construction B2012 Parapets B2013 Exterior Louvers, Screens, and Fencing B2014 Exterior Sun Control Devices B2015 Balcony Walls & Handrails B2016 Exterior Soffits	C2010 Stair Construction	C2011 Regular Stairs C2012 Curved Stairs C2013 Spiral Stairs C2014 Stair Handrails and Balustrades
		C2020 Stair Finishes	C2021 Stair, Tread, and Landing Finishes C2022 Stair Soffit Finishes C2023 Stair Handrail & Balustrade Finishes

## Attachment B

C3010 Wall Finishes	C3011 Wall Finishes to Inside Exterior Walls C3012 Wall Finishes to Interior Walls C3013 Column Finishes	D2090 Other Plumbing Systems	D2091 Gas Distribution D2092 Acid Waste Systems D2093 Interceptors D2094 Pool Piping and Equipment D2095 Decorative Fountain Piping Devices D2099 Other Piping Systems
C3020 Floor Finishes	C3021 Floor Toppings C3022 Traffic Membranes C3023 Hardeners and Sealers C3024 Flooring C3025 Carpeting C3026 Bases, Curbs and Trim C3027 Access Pedestal Flooring	D3010 Energy Supply	D3011 Oil Supply System D3012 Gas Supply System D3013 Coal Supply System D3014 Steam Supply System D3015 Hot Water Supply System D3016 Solar Energy System D3017 Wind Energy System
C3030 Ceiling Finishes	C3031 Ceiling Finishes C3032 Suspended Ceilings C3033 Other Ceilings	D3020 Heat Generating Systems	D3021 Boilers D3022 Boiler Room Piping & Specialties D3023 Auxiliary Equipment D3024 Insulation
D1010 Elevators & Lifts	D1011 Passenger Elevators D1012 Freight Elevators D1013 Lifts	D3030 Cooling Generating Systems	D3031 Chilled Water Systems D3032 Direct Expansion Systems
D1020 Escalators & Moving Walks	D1021 Escalators D1022 Moving Walks	D3040 Distribution Systems	D3041 Air Distribution Systems D3042 Exhaust Ventilation Systems D3043 Steam Distribution Systems D3044 Hot Water Distribution D3045 Chilled Water Distribution D3046 Change-over Distribution System D3047 Glycol Distribution Systems
D1090 Other Conveying Systems	D1091 Dumbwaiters D1092 Pneumatic Tube Systems D1093 Hoists & Cranes D1094 Conveyors D1095 Chutes D1096 Turntables D1097 Baggage Handling & Loading Systems D1098 Transportation Systems	D3050 Terminal & Package Units	D3051 Terminal Self-Contained Units D3052 Package Units
D2010 Plumbing Fixtures	D2011 Water Closets D2012 Urinals D2013 Lavatories D2014 Sinks D2015 Bathtubs D2016 Wash Fountains D2017 Showers D2018 Drinking Fountains and Coolers D2019 Bidets and Other Plumbing Fixtures	D3060 Controls & Instrumentation	D3061 Heating Generating Systems D3062 Cooling Generating Systems D3063 Heating/Cooling Air Handling Units D3064 Exhaust & Ventilating Systems D3065 Hoods and Exhaust Systems D3066 Terminal Devices D3067 Energy Monitoring & Control D3068 Building Automation Systems D3069 Other Controls & Instrumentation
D2020 Domestic Water Distribution	D2021 Cold Water Service D2022 Hot Water Service D2023 Domestic Water Supply Equipment	D3070 Systems Testing & Balancing	D3071 Piping System Testing & Balancing D3072 Air Systems Testing & Balancing D3073 HVAC Commissioning D3079 Other Systems Testing and Balancing
D2030 Sanitary Waste	D2031 Waste Piping D2032 Vent Piping D2033 Floor Drains D2034 Sanitary Waste Equipment D2035 Pipe Insulation	D3090 Other HVAC Systems & Equipment	D3091 Special Cooling Systems & Devices D3092 Special Humidity Control D3093 Dust & Fume Collectors D3094 Air Curtains D3095 Air Purifiers D3096 Paint Spray Booth Ventilation D3097 General Construction Items (HVAC)
D2040 Rain Water Drainage	D2041 Pipe & Fittings D2042 Roof Drains D2043 Rainwater Drainage Equipment D2044 Pipe Insulation	D4010 Sprinklers	D4011 Sprinkler Water Supply D4012 Sprinkler Pumping Equipment D4013 Dry Sprinkler System

## Attachment B

D4020 Standpipes	D4021 Standpipe Water Supply D4022 Pumping Equipment D4023 Standpipe Equipment D4024 Fire Hose Equipment	E2010 Fixed Furnishings	E2011 Fixed Artwork E2012 Fixed Casework E2013 Blinds and Other Window Treatment E2014 Fixed Floor Grilles and Mats E2015 Fixed Multiple Seating E2016 Fixed Interior Landscaping
D4030 Fire Protection Specialties	D4031 Fire Extinguishers D4032 Fire Extinguisher Cabinets	E2020 Movable Furnishings	E2021 Movable Artwork E2022 Furniture & Accessories E2023 Movable Rugs and Mats E2024 Movable Interior Landscaping
D4090 Other Fire Protection Systems	D4091 Carbon Dioxide Systems D4092 Foam Generating Equipment D4093 Clean Agent Systems D4094 Dry Chemical System D4095 Hood & Duct Fire Protection	F1010 Special Structures	F1011 Air Supported Structures F1012 Pre-engineered Structures F1013 Other Special Structures
D5010 Electrical Service & Distribution	D5011 High Tension Service & Dist. D5012 Low Tension Service & Dist.	F1020 Integrated Construction	F1021 Integrated Assemblies F1022 Special Purpose Rooms F1023 Other Integrated Construction
D5020 Lighting & Branch Wiring	D5021 Branch Wiring Devices D5022 Lighting Equipment	F1030 Special Construction Systems	F1031 Sound, Vibration & Seismic Const. F1032 Radiation Protection F1033 Special Security Systems F1034 Vaults F1039 Other Special Construction Systems
D5030 Communications & Security	D5031 Public Address & Music Systems D5032 Intercommunication & Paging System D5033 Telephone Systems D5034 Call Systems D5035 Television Systems D5036 Clock and Program Systems D5037 Fire Alarm Systems D5038 Security and Detection Systems D5039 Local Area Networks	F1040 Special Facilities	F1041 Aquatic Facilities F1042 Ice Rinks F1043 Site Constructed Incinerators F1044 Kennels & Animal Shelters F1045 Liquid & Gas Storage Tanks F1049 Other Special Facilities
D5090 Other Electrical System	D5091 Grounding Systems D5092 Emergency Light & Power Systems D5093 Floor Raceway Systems D5094 Other Special Systems & Devices D5095 General Construction Items (Elect.)	F1050 Special Controls & Instrumentation	F1051 Recording Instrumentation F1052 Building Automation System F1059 Other Special Controls & Instrumentation
E1010 Commercial Equipment	E1011 Security & Vault Equipment E1012 Teller and Service Equipment E1013 Registration Equipment E1014 Checkroom Equipment E1015 Mercantile Equipment E1016 Laundry & Dry Cleaning Equipment E1017 Vending Equipment E1018 Office Equipment	F2010 Building Elements Demolition	F2011 Building Interior Demolition F2012 Building Exterior Demolition
E1020 Institutional Equipment	E1021 Ecclesiastical Equipment E1022 Library Equipment E1023 Theater & Stage Equipment E1024 Instrumental Equipment E1025 Audio-visual Equipment E1026 Detention Equipment E1027 Laboratory Equipment E1028 Medical Equipment E1029 Other Institutional Equipment	F2020 Hazardous Components Abatement	F2021 Removal of Hazardous Components F2022 Encapsulation of Hazardous Components
E1030 Vehicular Equipment	E1031 Vehicular Service Equipment E1032 Parking Control Equipment E1033 Loading Dock Equipment E1039 Other Vehicular Equipment		
E1090 Other Equipment	E1091 Maintenance Equipment E1092 Solid Waste Handling Equipment E1093 Food Service Equipment E1094 Residential Equipment E1095 Unit Kitchens E1097 Window Washing Equipment E1099 Other Equipment		



## Attachment B

**Chart 5.2 Suggested Level 4 for the UNIFORMAT II Classification of Building-Related Sitework**

Level 3 Elements	Level 4 Sub-Elements	Level 3 Elements	Level 4 Sub-Elements
G1010 Site Clearing	G1011 Clearing & Grubbing G1012 Tree Removal & Thinning	G3020 Sanitary Sewer	G3021 Piping G3022 Manholes & Cleanouts G3023 Septic Disposal Systems G3024 Lift Stations G3025 Packaged Water Waste Treatment Plants G3026 Septic Tanks G3027 Drain Fields
G1020 Site Demolition & Relocation	G1021 Building Demolition G1022 Demolition of Site Components G1023 Relocation of Building & Utilities G1024 Utilities Relocation	G3030 Storm Sewer	G3031 Piping G3032 Manholes G3033 Headwalls & Catch Basins G3034 Lift Stations G3035 Retention Ponds G3036 Ditches & Culverts
G1030 Site Earthwork	G1031 Site Grading Excavation G1032 Borrow Fill G1033 Soil Stabilization & Treatment G1034 Site Dewatering G1035 Site Shoring G1036 Embankments G1037 Erosion Control	G3040 Heating Distribution	G3041 Steam Supply G3042 Condensate Return G3043 Hot Water Supply System G3044 Pumping Stations
G1040 Hazardous Waste Remediation	G1041 Removal of Contaminated Soil G1042 Soil Restoration & Treatment	G3050 Cooling Distribution	G3051 Chilled Water Piping G3052 Wells for Cooling/Heating G3053 Pumping Stations G3054 Cooling Towers on Site
G2010 Roadways	G2011 Bases and Sub-Bases G2012 Paving & Surfacing G2013 Curbs Gutters & Drains G2014 Guardrails and Barriers G2015 Painted Lines G2016 Markings & Signage G2017 Vehicular Bridges	G3060 Fuel Distribution	G3061 Fuel Piping G3062 Fuel Equipment G3063 Fuel Storage Tanks G3064 Fuel Dispensing Stations
G2020 Parking Lots	G2021 Bases and Sub-Bases G2022 Paving & Surfacing G2023 Curbs, Rails & Barriers G2024 Parking Booths & Equipment G2025 Markings & Signage	G3090 Other Site Mechanical Utilities	G3091 Industrial Waste Systems G3092 POL (Petroleum Oil & Lubricants) Distribution Systems
G2030 Pedestrian Paving	G2031 Paving & Surfacing G2032 Edging G2033 Exterior Steps G2034 Pedestrian Bridges	G4010 Electrical Distribution	G4011 Substations G4012 Overhead Power Distribution G4013 Underground Power Distribution
G2040 Site Development	G2041 Fences & Gates G2042 Retaining Walls G2043 Terrace & Perimeter Walls G2044 Signage G2045 Site Furnishings G2046 Fountains, Pools, & Watercourses G2047 Playing Fields G2048 Flagpoles G2049 Miscellaneous Structures	G4020 Site Lighting	G4021 Fixtures & Transformers G4022 Poles G4023 Wiring Conduits & Ductbanks G4024 Site Lighting Controls
G2050 Landscaping	G2051 Fine Grading & Soil Preparation G2052 Erosion Control Measures G2053 Top Soil and Planting Beds G2054 Seeding and Sodding G2055 Planting G2056 Planters G2057 Irrigation Systems G2059 Other Landscape Features	G4030 Site Communication & Security	G4031 Site Communications Systems G4032 Site Security & Alarm Systems
G3010 Water Supply	G3011 Potable Water Distribution and Storage G3012 Non Potable Water Distrib. and Storage G3013 Well Systems G3014 Fire Protection Distribution and Storage G3015 Pumping Stations G3016 Package Water Treatment Plants	G4090 Other Site Electrical Utilities	G4091 Cathodic Protection G4092 Site Emergency Power Generation
		G9010 Service & Pedestrian Tunnels	G9011 Service Tunnels G9012 Trench Boxes G9013 Pedestrian Tunnels
		G9090 Other Site Systems	G9091 Snow Melting Systems



## JUDICIAL COUNCIL OF CALIFORNIA

TRIAL COURT FACILITY MODIFICATION  
ADVISORY COMMITTEE

Meeting Date: 05/25/2018

### **Discussion Item 1 – Review Options Criteria for Seismic Renovation Feasibility Studies**

#### **Summary:**

Review and discuss criteria of the three options for renovation of each building and JCC staff's selection of an option.

#### **Supporting Documentation:**

- See PowerPoint presentation.



# Court Building Renovation Feasibility Studies Project Briefing

Trial Court Facilities Modification Advisory Committee – May 25, 2018

ARUP

## Overview of renovation strategic options

Option	Description
1. Baseline retrofit	Seismic retrofit (including architectural repairs made necessary by the retrofit) of only Risk Level V segment(s) + fire life safety and accessibility upgrades to all segments
2. Priority upgrades	Same as Option 1 + priority upgrades to all segments
3. Full renovation	Seismic retrofit + full interior renovation of all segments

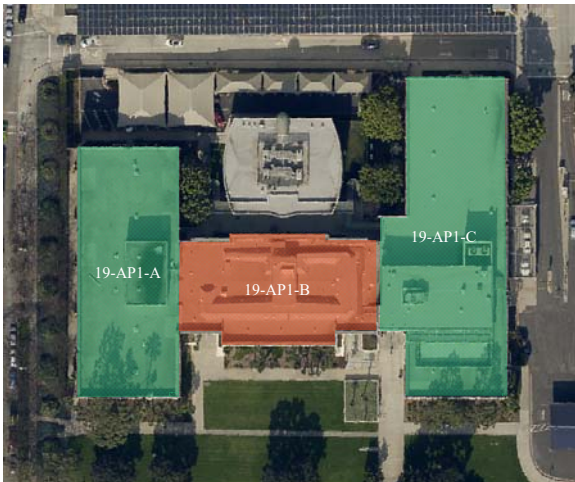
## Santa Monica courthouse - Example of renovation strategic options



3 Example of renovation strategic options

ARUP

## Santa Monica courthouse



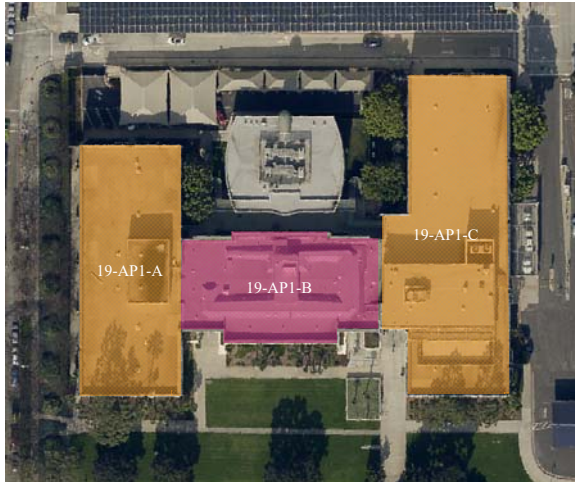
### Seismic risk level

- Risk Level V
- Risk Level IV

4

ARUP

## Santa Monica courthouse



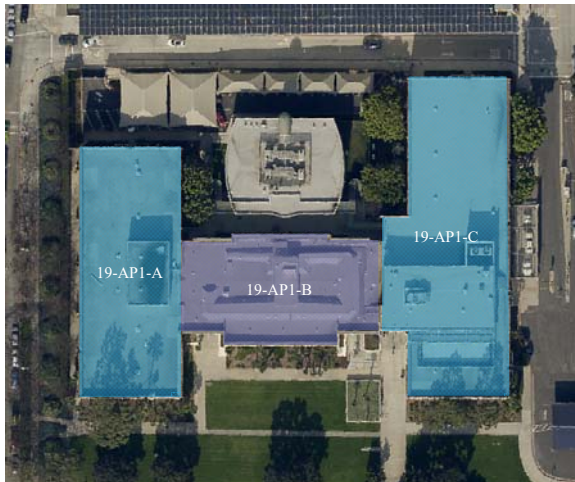
### Option 1: Baseline retrofit

- Seismic retrofit  
Architectural repairs  
Fire life safety upgrades  
Accessibility upgrades
- Fire life safety upgrades  
Accessibility upgrades

5 Option 1: Baseline retrofit

ARUP

## Santa Monica courthouse



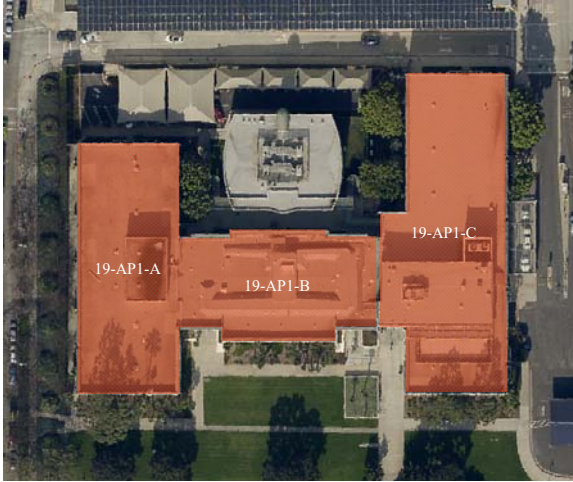
### Option 2: Priority upgrades

- Seismic retrofit  
Architectural repairs  
Fire life safety upgrades  
Accessibility upgrades  
Priority upgrades
- Fire life safety upgrades  
Accessibility upgrades  
Priority upgrades

6 Option 2: Priority upgrades

ARUP

## Santa Monica courthouse



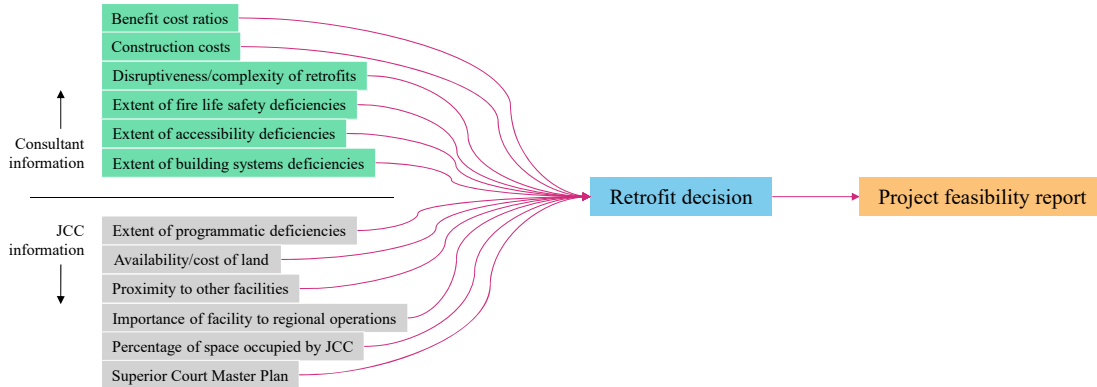
### Option 3: Full renovation

- Seismic retrofit
- Full interior renovation

7 Option 3: Full renovation



## Retrofit decision criteria



8



## Cost-benefit methodology

Conditions Assessment

Seismic Retrofit

Phasing/Schedule

9

ARUP

## Cost-benefit methodology

Conditions Assessment

- ADA Compliance
- Fire Life Safety
- Security
- Finishes
- Enclosure
- MEP

Seismic Retrofit

- Structural analysis
- Retrofit solutions (structural + nonstructural)

Phasing/Schedule

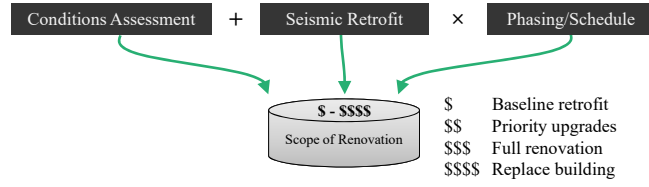
- Interviews with staff
- Adaptive capacity
- Phasing assessment

10

ARUP

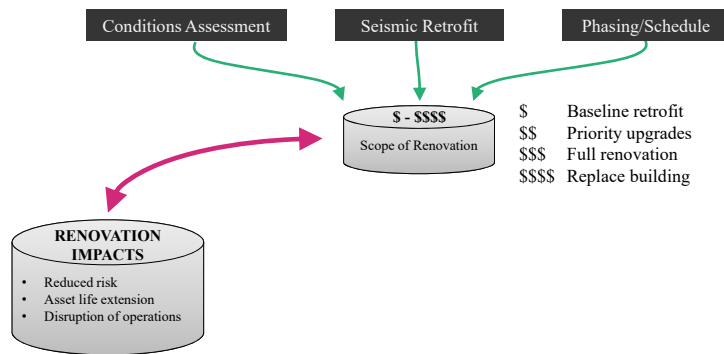


## Cost-benefit methodology



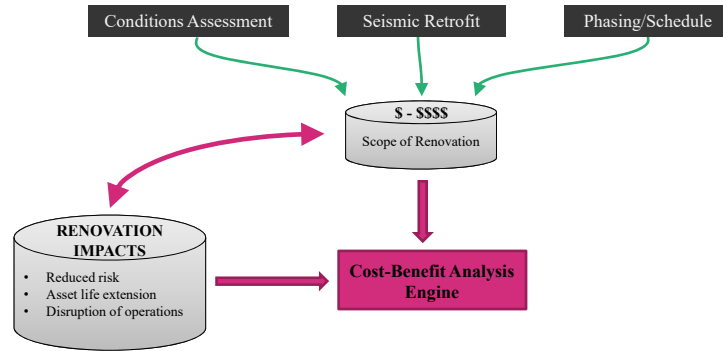
11

## Cost-benefit methodology



12

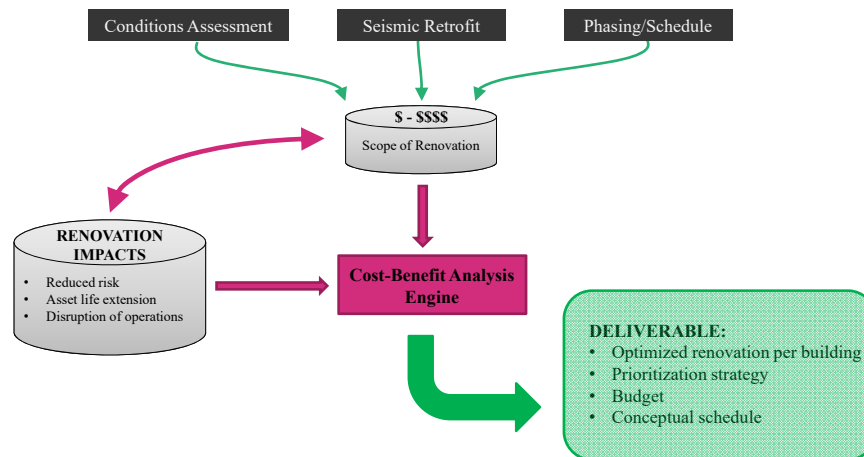
## Cost-benefit methodology



13

ARUP

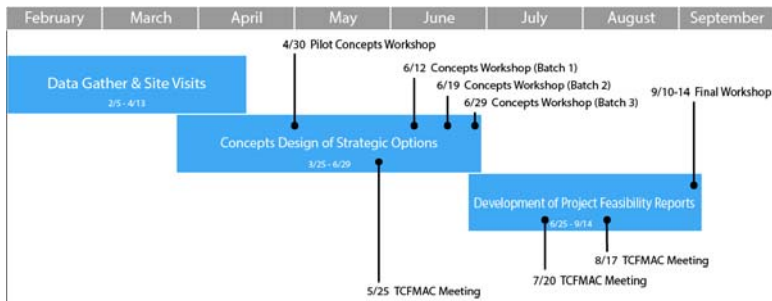
## Cost-benefit methodology



14

ARUP

## Project milestone schedule



### Upcoming phases of work

2. Concepts Design of Strategic Options
  - Selection of conceptual retrofit(s) for each noted deficiency and determination of triggered upgrades
  - Costing of each retrofit concept option
  - Presentation of cost-benefit for each option
3. Development of Project Feasibility Reports for each Building
  - Further calculation, coordination, and presentation of selected options
  - Refinement based on peer review and workshops



## JUDICIAL COUNCIL OF CALIFORNIA

---

TRIAL COURT FACILITY MODIFICATION  
ADVISORY COMMITTEE

Meeting Date: 05/25/2018

### **Discussion Item 2 – Deferred Maintenance Projects List**

#### **Summary:**

Update on the \$45M Deferred Maintenance List projects and their priorities.

#### **Supporting Documentation:**

- Deferred Maintenance Projects Report





# JUDICIAL COUNCIL OF CALIFORNIA

Trial Court Facility Modification Advisory Committee

## Judicial Council Deferred Maintenance Projects

Monthly Report No. 7

May 16, 2018

<b>Project Management</b>	Judicial Council of California - Facilities Services - Administrative Division
<b>Construction Management</b>	Kitchell Corporation
<b>Architect</b>	Development One, Inc.
<b>Contractors</b>	MTM Construction, Mark Scott Construction, Mackone Development, Enovity, Vincor, MIK Construction, ABM, Exbon Development

**Deferred Maintenance Fund Projects Status:** For all work associated with roof repairs or replacement; skylights, elevators, escalators, and wheel chair lifts refurbishment or replacement:

Project Status	Number of Projects	Original Estimate	Current Amount
<b>Roof Projects</b>			
Design Phase	1	\$ 139,000	\$ 50,317
Plan Check Phase	-	\$ -	\$ -
Bidding Phase	-	\$ -	\$ -
Awaiting Shared Cost Letter	-	\$ -	\$ -
Construction Phase	17	\$ 6,555,000	\$ 20,964,674
On Hold - County owned and managed facility.	4	\$ 487,000	\$ 487,000
Funded by FM Fund	-	\$ -	\$ -
Future Funding	4	\$ 2,245,000	\$ 7,798,727
Completed	8	\$ 1,945,000	\$ 2,935,746
Cancelled	7	\$ 2,240,000	\$ 156,182
<b>Subtotal</b>	<b>41</b>	<b>\$ 13,611,000</b>	<b>\$ 32,392,646</b>
<b>Elevator Projects</b>			
Design Phase	-	\$ -	\$ -
Plan Check Phase	-	\$ -	\$ -
Bidding Phase	3	\$ 4,203,000	\$ 11,464,014
Awaiting Shared Cost Letter	-	\$ -	\$ -
Construction Phase	7	\$ 16,025,000	\$ 19,346,885
On Hold - County owned and managed facility.	6	\$ 3,016,000	\$ 1,147,473
Funded by FM Fund	2	\$ 275,000	\$ 275,000
Future Funding	19	\$ 6,445,000	\$ 14,597,237
Completed	-	\$ -	\$ -
Cancelled	8	\$ 2,426,000	\$ -
<b>Subtotal</b>	<b>45</b>	<b>\$ 32,390,000</b>	<b>\$ 46,830,608</b>
<b>Grand Total</b>	<b>86</b>	<b>\$ 46,001,000</b>	<b>\$ 79,223,253</b>



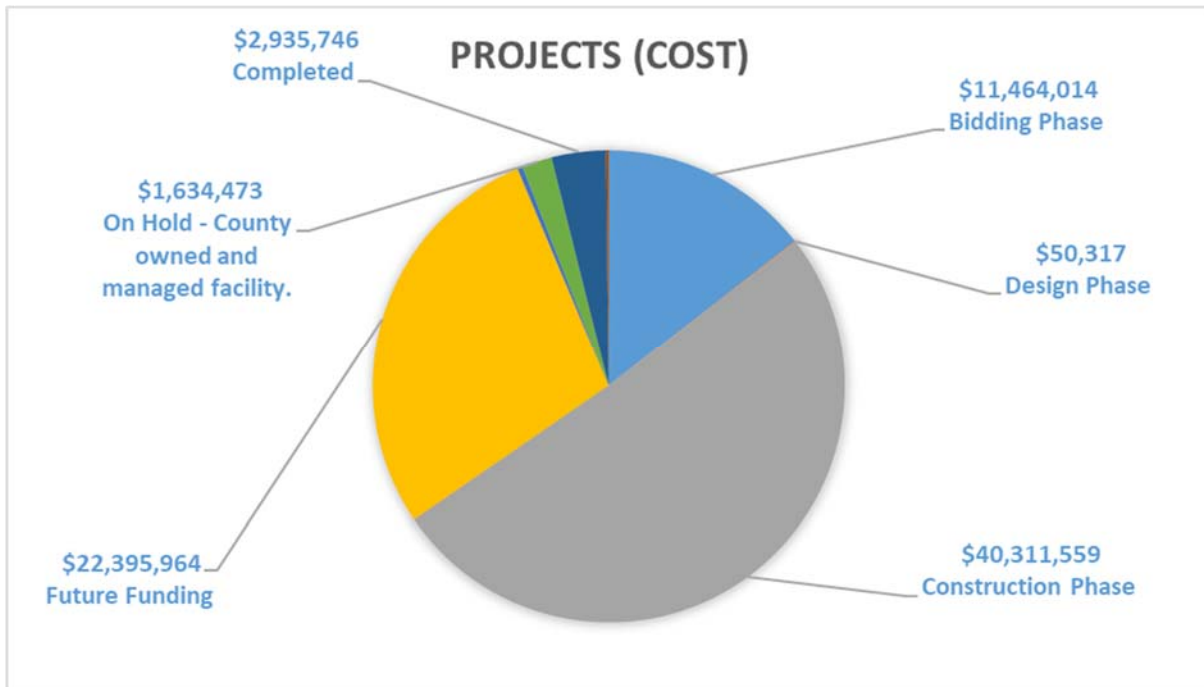
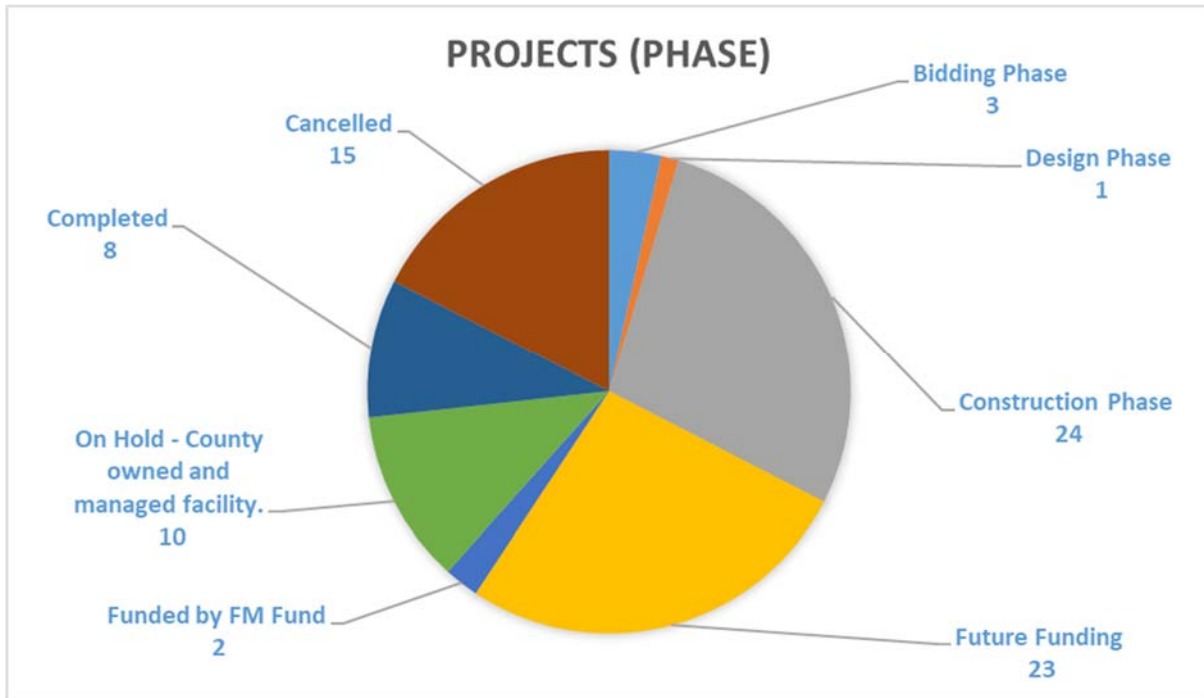
# JUDICIAL COUNCIL OF CALIFORNIA

Trial Court Facility Modification Advisory Committee

## Judicial Council Deferred Maintenance Projects

Monthly Report No. 7

May 16, 2018





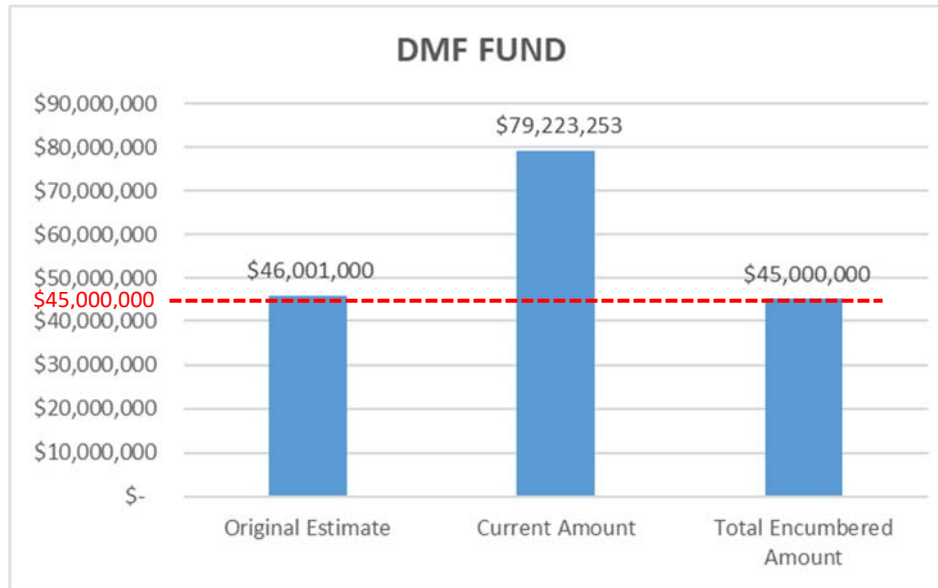
# JUDICIAL COUNCIL OF CALIFORNIA

Trial Court Facility Modification Advisory Committee

## Judicial Council Deferred Maintenance Projects

Monthly Report No. 7

May 16, 2018



### Design Phase

#	County	Facility Location	Project Title	Estimated Cost	Updated Cost
11	Humboldt	Humboldt County Courthouse (Eureka)	Roof Replacement	\$ 139,000	\$ 50,317

### Bidding Phase

#	County	Facility Location	Project Title	Estimated Cost	Updated Cost
51	Contra Costa	Danville District Courthouse	Elevator Replacement	\$ 96,000	\$ 511,985
59	Los Angeles	Beverly Hills Courthouse	Elevator Replacement	\$ 777,000	\$ 2,688,288
70	Los Angeles	Edmund D. Edelman Children's Court	Elevator Replacement	\$ 3,330,000	\$ 8,198,078





# JUDICIAL COUNCIL OF CALIFORNIA

Trial Court Facility Modification Advisory Committee

## Judicial Council Deferred Maintenance Projects

Monthly Report No. 7

May 16, 2018

### Construction Phase

#	County	Facility Location	Project Title	Estimated Cost	Updated Cost
1	Alameda	Hayward Hall of Justice	Roof Replacement	\$ 627,000	\$ 3,879,313
3	Santa Barbara	Santa Maria Bldg G	Roof Replacement	\$ 255,000	\$ 1,200,000
5	San Bernardino	San Bernardino Courthouse	Roof Replacement	\$ 157,000	\$ 522,900
7	Santa Barbara	Santa Maria Courts, Bldg F	Gutters/Downspouts R	\$ 11,000	\$ 350,000
10	Contra Costa	Jail Annex	Roof Replacement	\$ 11,000	\$ 11,000
12	Kern	Bakersfield Superior Court	Roof Replacement	\$ 529,000	\$ 1,687,180
14	Kern	Bakersfield Juvenile Center	Roof Replacement	\$ 119,000	\$ 1,171,920
15	Kern	Delano/North Kern Court	Roof Replacement	\$ 145,000	\$ 440,688
16	Kern	Shafter/Wasco Courts Bldg.	Roof Replacement	\$ 203,000	\$ 506,743
17	Kern	Taft Courts Bldg.	Roof Replacement	\$ 75,000	\$ 239,710
25	Napa	Criminal Court Building	Roof Replacement	\$ 232,000	\$ 452,185
27	Orange	North Justice Center	Roof Replacement	\$ 534,000	\$ 2,383,263
32	San Diego	North County Regional Center - North	Roof Replacement	\$ 1,831,000	\$ 2,100,428
34	Santa Clara	Hall of Justice - East	Roof Replacement	\$ 353,000	\$ 1,278,789
35	Santa Clara	Historic Courthouse	Roof Replacement	\$ 237,000	\$ 870,349
37	Ventura	Hall of Justice	Roof Replacement	\$ 837,000	\$ 1,005,285
41	San Francisco	Civic Center Courthouse	Roof Replacement	\$ 399,000	\$ 2,326,404
54	Kern	Bakersfield Superior Court	Elevator Replacement	\$ 540,000	\$ 541,183
61	Los Angeles	Van Nuys Courthouse - East	Elevator Replacement	\$ 2,143,000	\$ 3,408,802
64	Los Angeles	Inglewood Juvenile Court	Elevator Replacement	\$ 72,000	\$ 398,000
65	Los Angeles	Inglewood Courthouse	Elevator Replacement	\$ 1,872,000	\$ 3,303,653
67	Los Angeles	Alhambra Courthouse	Elevator Replacement	\$ 919,000	\$ 2,349,096
68	Los Angeles	Stanley Mosk Courthouse	Escalator Renovation	\$ 10,300,000	\$ 8,646,341
72	Los Angeles	West Covina Courthouse	Elevator Replacement	\$ 179,000	\$ 622,575

### On Hold - County owned and managed facility. Working with county to initiate the project.

#	County	Facility Location	Project Title	Estimated Cost	Updated Cost
8	Solano	Solano Justice Building	Skylight Replacement	\$ 33,000	\$ 33,000
28	Placer	Historic Courthouse	Roof Replacement	\$ 55,000	\$ 55,000
29	San Diego	Hall of Justice	Roof Replacement	\$ 59,000	\$ 59,000
39	San Luis Obispo	Courthouse Annex	Skylights Replacement	\$ 340,000	\$ 340,000
43	Riverside	Corona	Elevator Replacement	\$ 55,000	\$ 55,000
46	Solano	Solano Justice Building	Elevator Replacement	\$ 72,000	\$ 72,000
55	Kern	Bakersfield Justice Bldg.	Elevator Replacement	\$ 423,000	\$ 423,000
80	San Diego	South County Regional Center	Elevator Replacement	\$ 401,000	\$ 401,000
81	San Mateo	Hall of Justice	W. Lift Replacement	\$ 16,000	\$ 16,000
86	Ventura	Hall of Justice	Elevator Replacement	\$ 2,049,000	\$ 150,000



# JUDICIAL COUNCIL OF CALIFORNIA

Trial Court Facility Modification Advisory Committee

## Judicial Council Deferred Maintenance Projects

Monthly Report No. 7

May 16, 2018

### Funded by FM Fund

#	County	Facility Location	Project Title	Estimated Cost	Updated Cost
78	San Diego	North County Regional Center - South	Elevator Replacement	\$ 232,000	\$ 232,000
83	Santa Clara	Historic Courthouse	Elevator Replacement	\$ 43,000	\$ 43,000

### Future Funding

#	County	Facility Location	Project Title	Estimated Cost	Updated Cost
6	Santa Barbara	Santa Maria Courts Bldgs C + D	Roof Replacement	\$ 577,000	\$ 2,000,000
26	Orange	Betty Lou Lamoreaux Justice Center	Skylights Replacement	\$ 209,000	\$ 209,000
33	San Diego	East County Regional Center	Roof Replacement	\$ 1,131,000	\$ 3,643,501
38	Ventura	East County Courthouse	Roof Replacement	\$ 328,000	\$ 1,930,805
42	Santa Barbara	Santa Maria Courts Bldgs C + D	Elevator Replacement	\$ 234,000	\$ 274,320
44	Solano	Hall of Justice	Elevator Replacement	\$ 418,000	\$ 418,000
48	Alameda	Hayward Hall of Justice	Elevator Replacement	\$ 892,000	\$ 2,788,802
49	Alameda	Fremont Hall of Justice	Elevator Replacement	\$ 634,000	\$ 926,800
50	Contra Costa	Wakefield Taylor Courthouse	Elevator Replacement	\$ 485,000	\$ 1,104,000
52	Contra Costa	George D. Carroll Courthouse	Elevator Replacement	\$ 231,000	\$ 326,000
53	San Bernardino	Barstow Courthouse	Elevator Replacement	\$ 75,000	\$ 167,760
57	Los Angeles	Bellflower Courthouse	W. Lift Replacement	\$ 50,000	\$ 50,000
58	Los Angeles	Downey Courthouse	W. Lift Replacement	\$ 140,000	\$ 140,000
62	Los Angeles	Van Nuys Courthouse - West	Elevator Replacement	\$ 205,000	\$ 205,000
63	Los Angeles	Torrance Courthouse	Elevator Replacement	\$ 1,321,000	\$ 2,929,621
66	Los Angeles	Burbank Courthouse	Elevator Replacement	\$ 119,000	\$ 616,238
69	Los Angeles	El Monte Courthouse	Elevator Replacement	\$ 536,000	\$ 2,040,000
74	Orange	North Justice Center	Elevator Replacement	\$ 553,000	\$ 1,260,000
76	San Diego	Kearny Mesa Court	D. Waiter Replacement	\$ 60,000	\$ 60,000
77	San Diego	Juvenile Court	Elevator Replacement	\$ 88,000	\$ 262,813
79	San Diego	North County Regional Center - North	Elevator Replacement	\$ 95,000	\$ 241,000
82	San Mateo	Northern Branch Courthouse	Elevator Replacement	\$ 84,000	\$ 279,000
84	Santa Clara	Santa Clara Courthouse	Elevator Replacement	\$ 225,000	\$ 254,000

### Completed

#	County	Facility Location	Project Title	Estimated Cost	Updated Cost
2	Los Angeles	Airport Courthouse	Roof Replacement	\$ 555,000	\$ 622,796
4	Riverside	Riverside Juvenile Justice Trailer	Roof Replacement	\$ 24,000	\$ 30,000
18	Los Angeles	Sylmar Juvenile Court	Roof Replacement	\$ 52,000	\$ 231,000
19	Los Angeles	Beverly Hills Courthouse	Roof Replacement	\$ 241,000	\$ 674,936
21	Los Angeles	Chatsworth Courthouse	Roof Replacement	\$ 864,000	\$ 976,361
30	San Diego	Department 9 Trailer	Roof Replacement	\$ 23,000	\$ 15,000
31	San Diego	Department 10 Trailer	Roof Replacement	\$ 23,000	\$ 15,000
40	Riverside	Blythe Courthouse - Superior Court	Roof Replacement	\$ 163,000	\$ 260,000



# JUDICIAL COUNCIL OF CALIFORNIA

Trial Court Facility Modification Advisory Committee

## Judicial Council Deferred Maintenance Projects

Monthly Report No. 7

May 16, 2018

### Cancelled

#	County	Facility Location	Project Title	Estimated Cost	Updated Cost
9	Alameda	Wiley W. Manuel Courthouse	Roof Replacement	\$ 283,000	\$ -
13	Kern	Bakersfield Justice Bldg.	Roof Replacement	\$ 195,000	\$ -
20	Los Angeles	Hall of Records	Roof Replacement	\$ 6,000	\$ -
22	Los Angeles	Mental Health Court	Partial Roof Replaceme	\$ 234,000	\$ -
23	Los Angeles	West Covina Courthouse	Roof Replacement	\$ 1,283,000	\$ -
24	Madera	Sierra Courthouse	Roof Replacement	\$ 41,000	\$ 26,746
36	Tulare	Visalia Superior Court	Roof Replacement	\$ 198,000	\$ -
45	San Bernardino	Rancho Cucamonga Courthouse	Elevator Replacement	\$ 361,000	\$ -
47	Alameda	Wiley W. Manuel Courthouse	Elevator Replacement	\$ 934,000	\$ -
56	Los Angeles	Santa Clarita Courthouse	W. Stand Replacement	\$ 10,000	\$ -
60	Los Angeles	Hall of Records	Elevator Replacement	\$ 16,000	\$ -
71	Los Angeles	Central Arraignment Courts	Elevator Replacement	\$ 533,000	\$ -
73	Nevada	Nevada City Courthouse	Elevator Replacement	\$ 151,000	\$ -
75	Placer	Historic Courthouse	Elevator Replacement	\$ 72,000	\$ -
85	Tulare	Visalia Superior Court	Elevator Replacement	\$ 349,000	\$ -



# JUDICIAL COUNCIL OF CALIFORNIA

Trial Court Facility Modification Advisory Committee

## Judicial Council Deferred Maintenance Projects

Monthly Report No. 7

May 16, 2018

### Progress Pictures:



Taft Courthouse - Taft - Roof



Taft Courthouse - Taft - Roof




Glendale Courthouse - Glendale - Roof



Glendale Courthouse - Glendale - Roof



Civic Center Courthouse - San Francisco - Roof



Civic Center Courthouse - San Francisco - Roof



# JUDICIAL COUNCIL OF CALIFORNIA

Trial Court Facility Modification Advisory Committee

## Judicial Council Deferred Maintenance Projects

Monthly Report No. 7


May 16, 2018



Hall of Justice - Hayward - Roof



Hall of Justice - Hayward - Roof



Hall of Justice - Hayward - Roof



Hall of Justice - Hayward - Roof



Historic Courthouse - San Jose - Roof



Historic Courthouse - San Jose - Roof



# JUDICIAL COUNCIL OF CALIFORNIA

Trial Court Facility Modification Advisory Committee

## Judicial Council Deferred Maintenance Projects

Monthly Report No. 7

May 16, 2018



Chatsworth Courthouse - Chatsworth - Roof



Chatsworth Courthouse - Chatsworth - Roof



East Los Angeles Courthouse - L.A. - Roof



East Los Angeles Courthouse - L.A. - Roof



Stanley Mosk Courthouse - L.A. - Escalators



Stanley Mosk Courthouse - L.A. - Escalators









JUDICIAL COUNCIL  
OF CALIFORNIA

TRIAL COURT FACILITY MODIFICATION  
ADVISORY COMMITTEE

Meeting Date: 05/25/2018

## Discussion Item 3 –List E – Approved Court Funded Requests (CFRs)

### Summary:

Review approved List E – *Court-Funded Facilities Requests* (Facility Modification and Leases).

Lease CFR's:	2
Total CFR's	10

### Supporting Documentation:

- List E – *Approved Court-Funded Facilities Requests*





**JUDICIAL COUNCIL  
OF CALIFORNIA**

TRIAL COURT FACILITY MODIFICATION  
ADVISORY COMMITTEE

ITEM #	CFR NUMBER	COUNTY	BUILDING ID	FACILITY NAME	LEASE, LICENSE, OR FM	CFR DESCRIPTION	LESSOR	LESSEE	CFR TERM	FUND SOURCE	TOTAL CFR COMMITMENT (CFR Term)	STATUS	DATE APPROVED
1	16-CFR003	Kings	16-A5	Hanford Courthouse	Facility Modification	Exterior window washing CFR, which has not been cleaned from Dec 2015.	NA	NA	One-Time	TCTF	\$ 15,000	Approved	4/6/2018
2	36-CFR047	San Bernardino	36-A2	San Bernardino Annex	Facility Modification	Demolition and tenant improvements to the first floor of the Central Annex. The detailed scope of work has been finalized and a building permit is ready for issuance. The proposed project is necessary to provide space for the Court's IT department. The use agreement for the space that this department is occupying currently expires in December 2018. The space is owned by the County of San Bernardino, and the County has expressed interest in regaining the space from the court when the agreement expires, necessitating a move. Additionally, the CEQA for the downtown area has been amended and approved for this change in operations.	NA	NA	One-Time	non-TCTF	\$ 760,000	Approved	4/9/2018
3	36-CFR048	San Bernardino	36-J1	Barstow Courthouse	Facility Modification	Design costs for the installation of security fencing at Judges parking lot.	NA	NA	One-Time	non-TCTF	\$ 25,000	Approved	4/9/2018
4	36-CFR049	San Bernardino	36-F1	Foothill Law & Justice Center	Facility Modification	Installation of security fencing at Judges parking lot.	NA	NA	One-Time	TCTF	\$ 150,000	Approved	4/9/2018
5	36-CFR050	San Bernardino	36-A1 & 36-R1	Multiple Facilities	Facility Modification	Costs to cover exterior window washing services for multiple facilities.	NA	NA	One-Time	TCTF	\$ 65,000	Approved	4/9/2018
6	19-CFR059	Los Angeles	Multiple	Multiple Facilities	Facility Modification	Provide secure parking for judicial officers in multiple facilities.	NA	NA	Two Years	TCTF	\$ 3,026,295	Approved	4/24/2018
7	22-CFR019	Mariposa	22-B1, 22-B2, 22-B3	Storage Space 9, 5, 10	Lease	Three offsite storage vaults lease renewal.	Sandra Harr	Judicial Council	Ongoing	TCTF	\$ 21,924	Approved	4/26/2018
8	58-CFR004	Yuba	58-A1	Yuba County Courthouse	Facility Modification	Remodling of the third floor county leased space.	NA	NA	One-Time	TCTF	\$ 65,000	Approved	4/24/2018



**JUDICIAL COUNCIL  
OF CALIFORNIA**

TRIAL COURT FACILITY MODIFICATION  
ADVISORY COMMITTEE

ITEM #	CFR NUMBER	COUNTY	BUILDING ID	FACILITY NAME	LEASE, LICENSE, OR FM	CFR DESCRIPTION	LESSOR	LESSEE	CFR TERM	FUND SOURCE	TOTAL CFR COMMITMENT (CFR Term)	STATUS	DATE APPROVED
9	19-CFR060	Los Angeles	19-M1	Central Civil West	Lease	The LA Superior Court has reduced the space occupied to 37,597 sf which is still under lease by LA County through May 31, 2019. The submitted CFR includes \$20,787 due this fiscal year for a shortfall in the projected June 2018 rent as well as the rent due July 1, 2018 - May 31, 2019 which is \$880,740 for a total CFR of \$901,527.	600 Commonwealth, LP	County of Los Angeles	Ongoing	TCTF	\$ 901,527	Approved	5/14/2018
10	19-CFR058	Los Angeles	19-M1	Central Civil West	Facility Modification	Reconfiguration of the 3rd Floor Cler's office and improvements on the 16th floor.	NA	NA	One-Time	TCTF	\$ 265,843	Approved	5/16/2018



JUDICIAL COUNCIL  
OF CALIFORNIA

TRIAL COURT FACILITY MODIFICATION  
ADVISORY COMMITTEE

Meeting Date: 05/25/2018

## Discussion Item 4 –List F – Funded FMs on Hold

### Summary:

Review and discuss List F – *Funded Facility Modifications on Hold*.

Total Project – Count:	9
Total FM Budget Share:	\$10,973,250

### Supporting Documentation:

- List F – *Funded Facility Modifications on Hold*





**JUDICIAL COUNCIL  
OF CALIFORNIA**

TRIAL COURT FACILITY MODIFICATION  
ADVISORY COMMITTEE

FM NUMBER	LOCATION	FACILITY NAME	BUILDING ID	PRIORITY	SHORT TITLE	TCFMAC FUNDED COST	FACILITY MODIFICATION PROGRAM SHARE OF COST	FACILITY MODIFICATION PROGRAM BUDGET % OF COST	TCFMAC APPROVAL DATE	DAYS PENDING*	ON HOLD FOR SHARED COST?	PROJECT MANAGER ASSIGNED?	COMMENTS
1 FM-0040733	Solano	Hall of Justice	48-A1	2	EXECUTION -- Construct 1,070 lf of retaining wall, 525 lf of earthen berms, 575 lf of access ramps; install drainage pipe and 2 pumps to extract water trapped within the prevention area. \$1.7M was spent in 2005 for flood damage and \$146K was spent in FY 10/11 on flood prevention measures. Emergency exiting must be sealed during flood conditions.	\$ 1,211,241	\$ 882,026	72.82	1/30/2012	2298	Yes	Lisa Hinton	Shared Cost for design phase approved. Design effort is in work.
2 FM-0061091	Del Norte	Del Norte County Superior Court	08-A1	3	Energy Efficiency - Electrical - Implement energy efficiency upgrade of interior and exterior lighting to LED (approx. 643 fixtures)	\$ 38,368	\$ 23,508	61.27	8/28/2017	261	Yes	Hold	
3 FM-0061181	Kern	Bakersfield Superior Court	15-A1	3	Energy Efficiency - Electrical - Implement energy efficiency upgrade of interior and exterior lighting to LED (approx. 3714 fixtures)	\$ 244,437	\$ 152,773	62.50	8/28/2017	261	Yes	Hold	
4 FM-0061130	San Diego	East County Regional Center	37-I1	3	Energy Efficiency - Electrical - Implement energy efficiency upgrade of interior and exterior lighting to LED (approx. 6362 fixtures)	\$ 453,600	\$ 307,133	67.71	8/28/2017	261	Yes	Hold	
5 FM-0060535	Alameda	Wiley W. Manuel Courthouse	01-B3	2	DMF - Roof - Replace existing roof system and components (approximately 23,100 SF) with new 80 mil PVC roofing system.	\$ 2,237,357	\$ 1,874,905	83.80	3/5/2018	72	Yes	Hold	
6 FM-0060522	Santa Barbara	Santa Maria Courts Bldgs C + D	42-F1	2	DMF-Roof Remove and Replace approximately 40,000 square feet of Deteriorating tile and minimal BUR (built up roofing). Replace BUR with new 80mil PVC and new tile where indicated on assessment. Includes new gutters per assessment. This will be a complete tear off and replacement.	\$ 2,082,229	\$ 1,138,979	54.70	4/6/2018	40	Yes	Hold	
7 FM-0061471	San Diego	Juvenile Court	37-E1	2	DMF-Elevators- The project includes refurbishment and modernization of elevators within the facility in accordance with the assessment report prepared by Development One, Inc. Scope of services include Asbestos Contained Material (ACM) survey and preparation of abatement reports with recommendations if ACM was detected.	\$ 262,813	\$ 196,111	74.62	4/10/2018	36	Yes	Hold	
8 FM-0011923	San Diego	East County Regional Center	37-I1	2	Elevator - Elevator Renovation - Complete renovation of nine (9) gearless traction elevators. Work will include but not be limited to, car frames and platforms, buffers and safeties, hoistway entrance frames, doors and pit equip., new AC gearless machines, micro-processor control systems, regenerative VVVF AC drives, governors (elevators 1,2&3 only), closed loop heavy duty high speed operators, current code required wiring, interior and lobby control panels, counterweights and roller guides (Elevators 7&9 only), hoist and governor ropes, cab ceilings with LED down lights, rope compensation and seismic provisions.	\$ 6,633,519	\$ 5,205,543	78.47	4/13/2018	33	Yes	Hold	
9 FM-0061668	Ventura	East County Courthouse	56-B1	2	DMF - Roof - Replace existing roof system and components with new 80 mil PVC roofing system as specified in Development One's Construction documents.	\$ 1,930,805	\$ 1,192,272	61.75	4/19/2018	27	Yes	Hold	
						\$ 15,094,369	\$ 10,973,250						

\*Days Pending, as of April 02, 2018



JUDICIAL COUNCIL  
OF CALIFORNIA

---

TRIAL COURT FACILITY MODIFICATION  
ADVISORY COMMITTEE

Meeting Date: 05/25/2018

## **Discussion Item 5 – Five Year Master Plan – Deferred Maintenance List (5 Year)**

### **Summary:**

Five-year master plan Deferred Maintenance List for fiscal year 2019-20

### **Supporting Documentation:**

- Deferred Maintenance List







Deferred List Project Type	Count of Projects	Project Rough Order of Magnitude	Judicial Branch Share of Cost	County share of Cost
A10 Foundations	3	\$ 397,523	\$ 359,099	\$ 38,424
A 20 Basement Construction	7	\$ 911,886	\$ 911,886	\$ -
B10 Superstructure	84	\$ 5,499,776	\$ 4,811,107	\$ 688,669
B20 Exterior Enclosure	661	\$ 226,043,351	\$ 190,133,133	\$ 35,910,218
B30 Roofing	207	\$ 57,535,642	\$ 48,231,763	\$ 9,303,879
C10 Interior Construction	632	\$ 160,208,344	\$ 129,567,139	\$ 30,641,205
C20 Stairs	41	\$ 7,939,285	\$ 7,702,906	\$ 236,379
C30 Interior Finishes	2,123	\$ 550,270,384	\$ 477,213,855	\$ 73,056,529
D10 Conveying	155	\$ 82,215,828	\$ 69,195,738	\$ 13,020,090
D20 Plumbing	1,152	\$ 198,151,567	\$ 169,995,378	\$ 28,156,189
D30 HVAC	1,043	\$ 820,003,651	\$ 695,493,182	\$ 124,510,469
D40 Fire Protection	237	\$ 86,337,605	\$ 74,843,959	\$ 11,493,646
D50 Electrical	2,249	\$ 600,368,492	\$ 511,732,788	\$ 88,635,704
E10 Equipment	3	\$ 182,885	\$ 162,396	\$ 20,489
G10 Site Preparation	1	\$ 145,873	\$ 145,873	\$ -
G20 Site Improvements	152	\$ 6,996,244	\$ 5,934,429	\$ 1,061,815
<b>Grand Total</b>	<b>8,750</b>	<b>\$ 2,803,208,336</b>	<b>\$ 2,386,434,629</b>	<b>\$ 416,773,707</b>



Line #	County	Facility Name	Project System Targeted for Renewal	Project Rough Order of Magnitude	Judicial Branch Share of Cost	County Share of Cost
1	Los Angeles	Burbank Courthouse	A1010-Standard Foundations	\$ 21,269	\$ 19,304	\$ 1,965
2	Los Angeles	Van Nuys Courthouse East	A1010-Standard Foundations	\$ 165,971	\$ 148,942	\$ 17,029
3	Los Angeles	Burbank Courthouse	A1010-Standard Foundations	\$ 210,283	\$ 190,853	\$ 19,430
4	Imperial	Imperial County Courthouse	A2021-Basement Wall Construction	\$ 10,394	\$ 10,394	\$ -
5	Solano	Solano Justice Building	A-Substructure	\$ 2,078	\$ 2,078	\$ -
6	Placer	Historic Courthouse	A-Substructure	\$ 3,248	\$ 3,248	\$ -
7	Solano	Solano Justice Building	A-Substructure	\$ 9,742	\$ 9,742	\$ -
8	Solano	Solano Justice Building	A-Substructure	\$ 23,899	\$ 23,899	\$ -
9	Placer	Historic Courthouse	A-Substructure	\$ 402,435	\$ 402,435	\$ -
10	Placer	Historic Courthouse	A-Substructure	\$ 460,090	\$ 460,090	\$ -
11	San Luis Obispo	1070 Palm St.	B1014-Ramps	\$ 1,720	\$ 1,720	\$ -
12	Los Angeles	Malibu Courthouse	B1014-Ramps	\$ 4,541	\$ 1,725	\$ 2,816
13	Santa Barbara	Santa Barbara Court Trailer	B1014-Ramps	\$ 3,651	\$ 1,826	\$ 1,826
14	Solano	Hall of Justice	B1014-Ramps	\$ 2,481	\$ 2,481	\$ -
15	San Bernardino	San Bernardino Courthouse - Annex	B1014-Ramps	\$ 4,741	\$ 4,741	\$ -
16	Santa Barbara	Santa Barbara Juvenile Court	B1014-Ramps	\$ 4,868	\$ 4,868	\$ -
17	Orange	West Justice Center	B1014-Ramps	\$ 5,586	\$ 5,065	\$ 521
18	Solano	Hall of Justice	B1014-Ramps	\$ 5,508	\$ 5,508	\$ -
19	Orange	Central Justice Center	B1014-Ramps	\$ 7,913	\$ 7,214	\$ 699
20	Solano	Solano Justice Building	B1014-Ramps	\$ 7,344	\$ 7,344	\$ -
21	Los Angeles	Clara Shortridge Foltz Criminal Justice Center	B1014-Ramps	\$ 55,009	\$ 37,841	\$ 17,168
22	Alameda	Wiley W. Manuel Courthouse	B1014-Ramps	\$ 43,340	\$ 43,340	\$ -
23	Los Angeles	Pasadena Courthouse	B1015-Exterior Stairs and Fire Escapes	\$ 2,248	\$ 1,559	\$ 689
24	San Diego	Kearny Mesa Court	B1015-Exterior Stairs and Fire Escapes	\$ 1,567	\$ 1,567	\$ -
25	Los Angeles	Monrovia Training Center	B1015-Exterior Stairs and Fire Escapes	\$ 2,431	\$ 1,709	\$ 722
26	Los Angeles	Monrovia Training Center	B1015-Exterior Stairs and Fire Escapes	\$ 2,876	\$ 2,022	\$ 854
27	Los Angeles	El Monte Courthouse	B1015-Exterior Stairs and Fire Escapes	\$ 3,557	\$ 2,067	\$ 1,490
28	Los Angeles	Clara Shortridge Foltz Criminal Justice Center	B1015-Exterior Stairs and Fire Escapes	\$ 3,144	\$ 2,163	\$ 981
29	Los Angeles	El Monte Courthouse	B1015-Exterior Stairs and Fire Escapes	\$ 3,726	\$ 2,166	\$ 1,560
30	Los Angeles	Pasadena Courthouse	B1015-Exterior Stairs and Fire Escapes	\$ 3,655	\$ 2,535	\$ 1,120
31	Los Angeles	El Monte Courthouse	B1015-Exterior Stairs and Fire Escapes	\$ 4,573	\$ 2,658	\$ 1,915
32	Tulare	Visalia Superior Court	B1015-Exterior Stairs and Fire Escapes	\$ 9,199	\$ 2,974	\$ 6,225
33	Los Angeles	Inglewood Juvenile Court	B1015-Exterior Stairs and Fire Escapes	\$ 4,603	\$ 3,718	\$ 885
34	Los Angeles	Pomona Courthouse North	B1015-Exterior Stairs and Fire Escapes	\$ 4,057	\$ 4,057	\$ -



Line #	County	Facility Name	Project System Targeted for Renewal	Project Rough Order of Magnitude	Judicial Branch Share of Cost	County Share of Cost
35	San Luis Obispo	1070 Palm St.	B1015-Exterior Stairs and Fire Escapes	\$ 4,106	\$ 4,106	\$ -
36	Los Angeles	Alfred J. McCourtney Juvenile Justice Center	B1015-Exterior Stairs and Fire Escapes	\$ 6,110	\$ 4,219	\$ 1,891
37	Los Angeles	Eastlake Juvenile Court	B1015-Exterior Stairs and Fire Escapes	\$ 8,498	\$ 4,655	\$ 3,843
38	Los Angeles	Parking Structure Lot 59- Whittier Admin CTR	B1015-Exterior Stairs and Fire Escapes	\$ 6,491	\$ 5,610	\$ 881
39	Los Angeles	Malibu Courthouse	B1015-Exterior Stairs and Fire Escapes	\$ 17,037	\$ 6,471	\$ 10,566
40	San Mateo	Northern Branch Courthouse	B1015-Exterior Stairs and Fire Escapes	\$ 8,499	\$ 7,072	\$ 1,427
41	Los Angeles	Eastlake Juvenile Court	B1015-Exterior Stairs and Fire Escapes	\$ 13,056	\$ 7,152	\$ 5,904
42	Orange	North Justice Center	B1015-Exterior Stairs and Fire Escapes	\$ 8,536	\$ 7,709	\$ 827
43	Los Angeles	Glendale Courthouse	B1015-Exterior Stairs and Fire Escapes	\$ 9,107	\$ 8,245	\$ 862
44	Los Angeles	Whittier Courthouse	B1015-Exterior Stairs and Fire Escapes	\$ 9,736	\$ 8,415	\$ 1,321
45	Alameda	Hayward Hall of Justice	B1015-Exterior Stairs and Fire Escapes	\$ 8,947	\$ 8,947	\$ -
46	Los Angeles	Pasadena Courthouse	B1015-Exterior Stairs and Fire Escapes	\$ 14,780	\$ 10,250	\$ 4,530
47	Los Angeles	Pomona Courthouse South	B1015-Exterior Stairs and Fire Escapes	\$ 11,359	\$ 10,353	\$ 1,006
48	Los Angeles	Beverly Hills Courthouse	B1015-Exterior Stairs and Fire Escapes	\$ 14,191	\$ 11,285	\$ 2,906
49	Tulare	Visalia Superior Court	B1015-Exterior Stairs and Fire Escapes	\$ 36,138	\$ 11,683	\$ 24,455
50	Los Angeles	Monrovia Training Center	B1015-Exterior Stairs and Fire Escapes	\$ 19,016	\$ 13,366	\$ 5,650
51	Lake	Lakeport Court Facility	B1015-Exterior Stairs and Fire Escapes	\$ 59,575	\$ 17,873	\$ 41,703
52	Sutter	Courthouse West	B1015-Exterior Stairs and Fire Escapes	\$ 22,705	\$ 18,732	\$ 3,973
53	Santa Barbara	Santa Maria Courts Bldgs C + D	B1015-Exterior Stairs and Fire Escapes	\$ 20,975	\$ 20,975	\$ -
54	Los Angeles	Alhambra Courthouse	B1015-Exterior Stairs and Fire Escapes	\$ 25,163	\$ 21,640	\$ 3,523
55	Sutter	Courthouse West	B1015-Exterior Stairs and Fire Escapes	\$ 27,031	\$ 22,301	\$ 4,730
56	Orange	Central Justice Center	B1015-Exterior Stairs and Fire Escapes	\$ 24,588	\$ 22,417	\$ 2,171
57	Nevada	Nevada City Courthouse Annex	B1015-Exterior Stairs and Fire Escapes	\$ 55,438	\$ 23,678	\$ 31,760
58	Santa Barbara	Figueroa Division	B1015-Exterior Stairs and Fire Escapes	\$ 26,158	\$ 26,158	\$ -
59	Contra Costa	George D. Carroll Courthouse	B1015-Exterior Stairs and Fire Escapes	\$ 35,405	\$ 27,333	\$ 8,072
60	Orange	West Justice Center	B1015-Exterior Stairs and Fire Escapes	\$ 32,105	\$ 29,113	\$ 2,992
61	Los Angeles	Clara Shortridge Foltz Criminal Justice Center	B1015-Exterior Stairs and Fire Escapes	\$ 43,744	\$ 30,091	\$ 13,653
62	Nevada	Nevada City Courthouse	B1015-Exterior Stairs and Fire Escapes	\$ 56,330	\$ 36,896	\$ 19,434
63	Nevada	Nevada City Courthouse Annex	B1015-Exterior Stairs and Fire Escapes	\$ 38,762	\$ 38,762	\$ -
64	El Dorado	Main St. Courthouse	B1015-Exterior Stairs and Fire Escapes	\$ 40,098	\$ 40,098	\$ -
65	Nevada	Nevada City Courthouse	B1015-Exterior Stairs and Fire Escapes	\$ 55,438	\$ 55,438	\$ -
66	Los Angeles	Metropolitan Courthouse	B1015-Exterior Stairs and Fire Escapes	\$ 60,971	\$ 57,642	\$ 3,329



Line #	County	Facility Name	Project System Targeted for Renewal	Project Rough Order of Magnitude	Judicial Branch Share of Cost	County Share of Cost
67	Los Angeles	Clara Shortridge Foltz Criminal Justice Center	B1015-Exterior Stairs and Fire Escapes	\$ 85,005	\$ 58,475	\$ 26,530
68	Orange	Central Justice Center	B1015-Exterior Stairs and Fire Escapes	\$ 74,430	\$ 67,858	\$ 6,572
69	Sacramento	Gordon Schaber Sacramento Superior Court	B1015-Exterior Stairs and Fire Escapes	\$ 81,094	\$ 81,094	\$ -
70	Orange	West Justice Center	B1015-Exterior Stairs and Fire Escapes	\$ 90,970	\$ 82,492	\$ 8,478
71	San Diego	County Courthouse	B1015-Exterior Stairs and Fire Escapes	\$ 109,701	\$ 84,931	\$ 24,770
72	Mendocino	County Courthouse	B1015-Exterior Stairs and Fire Escapes	\$ 131,375	\$ 88,836	\$ 42,539
73	Sutter	Courthouse West	B1015-Exterior Stairs and Fire Escapes	\$ 120,716	\$ 99,591	\$ 21,125
74	Los Angeles	Norwalk Courthouse	B1015-Exterior Stairs and Fire Escapes	\$ 125,756	\$ 106,930	\$ 18,826
75	Riverside	Palm Springs Courts	B1015-Exterior Stairs and Fire Escapes	\$ 277,177	\$ 112,562	\$ 164,615
76	Humboldt	Humboldt County Courthouse (Eureka)	B1015-Exterior Stairs and Fire Escapes	\$ 129,047	\$ 129,047	\$ -
77	Orange	North Justice Center	B1015-Exterior Stairs and Fire Escapes	\$ 149,339	\$ 134,868	\$ 14,471
78	Orange	North Justice Center	B1015-Exterior Stairs and Fire Escapes	\$ 235,966	\$ 213,101	\$ 22,865
79	Santa Clara	Historic Courthouse	B1015-Exterior Stairs and Fire Escapes	\$ 431,626	\$ 431,626	\$ -
80	Los Angeles	Norwalk Courthouse	B1015-Exterior Stairs and Fire Escapes	\$ 462,899	\$ 462,899	\$ -
81	Los Angeles	Torrance Courthouse	B1020-Roof Construction	\$ 84,518	\$ 76,430	\$ 8,088
82	Los Angeles	Van Nuys Courthouse East	B10-Superstructure	\$ 1,038	\$ 932	\$ 106
83	Los Angeles	Van Nuys Courthouse East	B10-Superstructure	\$ 1,593	\$ 1,430	\$ 163
84	Los Angeles	Hall of Records	B10-Superstructure	\$ 14,552	\$ 1,541	\$ 13,011
85	Napa	Historic Courthouse	B10-Superstructure	\$ 5,063	\$ 5,063	\$ -
86	Los Angeles	Hall of Records	B10-Superstructure	\$ 59,411	\$ 6,292	\$ 53,119
87	Solano	Solano Justice Building	B10-Superstructure	\$ 6,934	\$ 6,934	\$ -
88	Riverside	Hall of Justice	B10-Superstructure	\$ 7,863	\$ 7,863	\$ -
89	Solano	Solano Justice Building	B10-Superstructure	\$ 31,050	\$ 31,050	\$ -
90	Placer	Historic Courthouse	B10-Superstructure	\$ 49,847	\$ 49,847	\$ -
91	Solano	Hall of Justice	B10-Superstructure	\$ 82,806	\$ 60,299	\$ 22,507
92	Los Angeles	Parking Structure Lot 59- Whittier Admin CTR	B10-Superstructure	\$ 73,902	\$ 73,902	\$ -
93	Orange	West Justice Center	B10-Superstructure	\$ 295,438	\$ 295,438	\$ -
94	Orange	Central Justice Center	B10-Superstructure	\$ 1,268,229	\$ 1,268,229	\$ -
95	Tulare	Visalia Superior Court	B2010-Exterior Walls	\$ 1,483	\$ 479	\$ 1,004
96	Los Angeles	Burbank Courthouse	B2010-Exterior Walls	\$ 1,193	\$ 1,083	\$ 110
97	Los Angeles	Burbank Courthouse	B2010-Exterior Walls	\$ 1,193	\$ 1,083	\$ 110
98	Kern	Delano/North Kern Court	B2010-Exterior Walls	\$ 1,483	\$ 1,196	\$ 287



Line #	County	Facility Name	Project System Targeted for Renewal	Project Rough Order of Magnitude	Judicial Branch Share of Cost	County Share of Cost
99	Los Angeles	Eastlake Juvenile Court	B2010-Exterior Walls	\$ 3,670	\$ 2,010	\$ 1,660
100	Los Angeles	Pasadena Courthouse	B2010-Exterior Walls	\$ 3,222	\$ 2,234	\$ 988
101	Contra Costa	Family Law Center	B2010-Exterior Walls	\$ 2,369	\$ 2,369	\$ -
102	Los Angeles	Van Nuys Courthouse East	B2010-Exterior Walls	\$ 3,657	\$ 3,282	\$ 375
103	Los Angeles	Van Nuys Courthouse West	B2010-Exterior Walls	\$ 4,174	\$ 3,359	\$ 815
104	Orange	Central Justice Center	B2010-Exterior Walls	\$ 3,605	\$ 3,605	\$ -
105	Los Angeles	Chatsworth Courthouse	B2010-Exterior Walls	\$ 5,098	\$ 4,272	\$ 826
106	Los Angeles	Edmund D. Edelman Children's Court	B2010-Exterior Walls	\$ 6,185	\$ 4,329	\$ 1,856
107	Los Angeles	S. Bay Muni Court Jury Assembly Trailer	B2010-Exterior Walls	\$ 4,718	\$ 4,718	\$ -
108	Orange	West Justice Center	B2010-Exterior Walls	\$ 4,893	\$ 4,893	\$ -
109	Santa Barbara	Santa Maria Courts Bldgs C + D	B2010-Exterior Walls	\$ 4,903	\$ 4,903	\$ -
110	Fresno	Fresno County Courthouse	B2010-Exterior Walls	\$ 5,785	\$ 5,785	\$ -
111	San Diego	North County Regional Center - North	B2010-Exterior Walls	\$ 5,980	\$ 5,980	\$ -
112	Sonoma	Hall of Justice	B2010-Exterior Walls	\$ 10,095	\$ 5,996	\$ 4,099
113	Santa Barbara	Santa Maria Juvenile Court (New)	B2010-Exterior Walls	\$ 6,025	\$ 6,025	\$ -
114	Tulare	Visalia Superior Court	B2010-Exterior Walls	\$ 19,577	\$ 6,329	\$ 13,248
115	Los Angeles	Van Nuys Courthouse West	B2010-Exterior Walls	\$ 8,037	\$ 6,468	\$ 1,569
116	Los Angeles	Eastlake Juvenile Court	B2010-Exterior Walls	\$ 12,153	\$ 6,657	\$ 5,496
117	Butte	Butte County Courthouse	B2010-Exterior Walls	\$ 6,882	\$ 6,882	\$ -
118	Los Angeles	Van Nuys Courthouse West	B2010-Exterior Walls	\$ 9,361	\$ 7,534	\$ 1,827
119	Santa Barbara	Santa Maria Courts Bldgs C + D	B2010-Exterior Walls	\$ 7,782	\$ 7,782	\$ -
120	Los Angeles	Chatsworth Courthouse	B2010-Exterior Walls	\$ 10,375	\$ 8,694	\$ 1,681
121	Los Angeles	Pomona Courthouse North	B2010-Exterior Walls	\$ 9,171	\$ 8,827	\$ 344
122	Los Angeles	Burbank Courthouse	B2010-Exterior Walls	\$ 11,389	\$ 10,337	\$ 1,052
123	San Diego	Kearny Mesa Traffic Court KM3 Trailer	B2010-Exterior Walls	\$ 10,558	\$ 10,558	\$ -
124	San Diego	Kearny Mesa Traffic Court KM4 Trailer	B2010-Exterior Walls	\$ 10,558	\$ 10,558	\$ -
125	Riverside	Larson Justice Center	B2010-Exterior Walls	\$ 10,919	\$ 10,634	\$ 285
126	Santa Barbara	Figueroa Division	B2010-Exterior Walls	\$ 10,666	\$ 10,666	\$ -
127	San Diego	Kearny Mesa Traffic Court KM5 & KM6 Trailer	B2010-Exterior Walls	\$ 10,989	\$ 10,989	\$ -
128	Los Angeles	Beverly Hills Courthouse	B2010-Exterior Walls	\$ 15,671	\$ 12,462	\$ 3,209



Line #	County	Facility Name	Project System Targeted for Renewal	Project Rough Order of Magnitude	Judicial Branch Share of Cost	County Share of Cost
129	Sacramento	Gordon Schaber Sacramento Superior Court	B2010-Exterior Walls	\$ 12,514	\$ 12,514	\$ -
130	Los Angeles	San Fernando Courthouse	B2010-Exterior Walls	\$ 13,254	\$ 13,254	\$ -
131	Solano	Solano Justice Building	B2010-Exterior Walls	\$ 13,390	\$ 13,390	\$ -
132	Sacramento	Carol Miller Justice Center Court Facility	B2010-Exterior Walls	\$ 13,864	\$ 13,864	\$ -
133	San Luis Obispo	1070 Palm St.	B2010-Exterior Walls	\$ 14,451	\$ 14,451	\$ -
134	Los Angeles	David M. Kenyon Juvenile Justice Center	B2010-Exterior Walls	\$ 37,734	\$ 15,343	\$ 22,391
135	Riverside	Hall of Justice	B2010-Exterior Walls	\$ 16,113	\$ 16,113	\$ -
136	Los Angeles	Pasadena Courthouse	B2010-Exterior Walls	\$ 23,607	\$ 16,371	\$ 7,236
137	Del Norte	Del Norte County Superior Court	B2010-Exterior Walls	\$ 27,442	\$ 16,814	\$ 10,628
138	Los Angeles	Alfred J. McCourtney Juvenile Justice Center	B2010-Exterior Walls	\$ 24,900	\$ 17,193	\$ 7,707
139	Riverside	Larson Justice Center	B2010-Exterior Walls	\$ 18,044	\$ 17,573	\$ 471
140	Riverside	Family Law Court	B2010-Exterior Walls	\$ 18,238	\$ 18,238	\$ -
141	Los Angeles	Eastlake Juvenile Court	B2010-Exterior Walls	\$ 37,470	\$ 20,526	\$ 16,944
142	San Mateo	Traffic/ Small Claims Annex	B2010-Exterior Walls	\$ 21,220	\$ 21,220	\$ -
143	Los Angeles	Airport Courthouse	B2010-Exterior Walls	\$ 28,381	\$ 21,902	\$ 6,479
144	Los Angeles	Norwalk Courthouse	B2010-Exterior Walls	\$ 25,819	\$ 21,954	\$ 3,865
145	Contra Costa	Concord Courthouse	B2010-Exterior Walls	\$ 22,604	\$ 22,604	\$ -
146	San Luis Obispo	1070 Palm St.	B2010-Exterior Walls	\$ 24,022	\$ 24,022	\$ -
147	Los Angeles	Santa Monica Courthouse	B2010-Exterior Walls	\$ 31,343	\$ 24,601	\$ 6,742
148	San Bernardino	Fontana Courthouse	B2010-Exterior Walls	\$ 30,520	\$ 25,371	\$ 5,149
149	Los Angeles	San Fernando Courthouse	B2010-Exterior Walls	\$ 33,436	\$ 27,889	\$ 5,547
150	Butte	Butte County Courthouse	B2010-Exterior Walls	\$ 27,977	\$ 27,977	\$ -
151	Los Angeles	Monrovia Training Center	B2010-Exterior Walls	\$ 41,725	\$ 29,329	\$ 12,396
152	Los Angeles	Pasadena Courthouse	B2010-Exterior Walls	\$ 43,955	\$ 30,483	\$ 13,472
153	Napa	Historic Courthouse	B2010-Exterior Walls	\$ 35,623	\$ 33,482	\$ 2,141
154	Placer	Historic Courthouse	B2010-Exterior Walls	\$ 36,241	\$ 36,241	\$ -
155	Los Angeles	Eastlake Juvenile Court	B2010-Exterior Walls	\$ 67,180	\$ 36,801	\$ 30,379
156	Los Angeles	Torrance Courthouse	B2010-Exterior Walls	\$ 41,023	\$ 37,097	\$ 3,926
157	Contra Costa	Concord Courthouse	B2010-Exterior Walls	\$ 38,665	\$ 38,665	\$ -
158	San Bernardino	Rancho Cucamonga Courthouse	B2010-Exterior Walls	\$ 39,842	\$ 39,842	\$ -
159	Los Angeles	West Covina Courthouse	B2010-Exterior Walls	\$ 42,344	\$ 42,344	\$ -
160	Los Angeles	Glendale Courthouse	B2010-Exterior Walls	\$ 50,203	\$ 45,454	\$ 4,749

Line #	County	Facility Name	Project System Targeted for Renewal	Project Rough Order of Magnitude	Judicial Branch Share of Cost	County Share of Cost
161	Los Angeles	Pasadena Courthouse	B2010-Exterior Walls	\$ 72,983	\$ 50,614	\$ 22,369
162	Placer	Historic Courthouse	B2010-Exterior Walls	\$ 56,162	\$ 56,162	\$ -
163	Los Angeles	El Monte Courthouse	B2010-Exterior Walls	\$ 97,432	\$ 56,627	\$ 40,805
164	Tulare	Visalia Superior Court	B2010-Exterior Walls	\$ 186,585	\$ 60,323	\$ 126,262
165	Los Angeles	Pasadena Courthouse	B2010-Exterior Walls	\$ 105,977	\$ 73,495	\$ 32,482
166	El Dorado	Main St. Courthouse	B2010-Exterior Walls	\$ 80,910	\$ 80,910	\$ -
167	Imperial	Imperial County Courthouse	B2010-Exterior Walls	\$ 83,851	\$ 83,851	\$ -
168	Orange	West Justice Center	B2010-Exterior Walls	\$ 104,832	\$ 95,062	\$ 9,770
169	Los Angeles	Hollywood Courthouse	B2010-Exterior Walls	\$ 116,951	\$ 116,951	\$ -
170	Nevada	Nevada City Courthouse Annex	B2010-Exterior Walls	\$ 117,800	\$ 117,800	\$ -
171	San Bernardino	Rancho Cucamonga Courthouse	B2010-Exterior Walls	\$ 118,085	\$ 118,085	\$ -
172	San Diego	North County Regional Center - North	B2010-Exterior Walls	\$ 118,675	\$ 118,675	\$ -
173	Orange	North Justice Center	B2010-Exterior Walls	\$ 121,540	\$ 121,540	\$ -
174	Orange	Civil Complex Center ("CXC")	B2010-Exterior Walls	\$ 125,843	\$ 125,843	\$ -
175	Nevada	Nevada City Courthouse	B2010-Exterior Walls	\$ 150,163	\$ 150,163	\$ -
176	Kern	Bakersfield Justice Bldg.	B2010-Exterior Walls	\$ 169,813	\$ 169,813	\$ -
177	Los Angeles	Norwalk Courthouse	B2010-Exterior Walls	\$ 219,206	\$ 186,391	\$ 32,815
178	Humboldt	Humboldt County Courthouse (Eureka)	B2010-Exterior Walls	\$ 214,802	\$ 214,802	\$ -
179	Siskiyou	Siskiyou County Courthouse	B2010-Exterior Walls	\$ 248,688	\$ 248,688	\$ -
180	Los Angeles	Pomona Courthouse North	B2010-Exterior Walls	\$ 268,207	\$ 258,149	\$ 10,058
181	San Bernardino	San Bernardino Courthouse - Annex	B2010-Exterior Walls	\$ 319,948	\$ 305,998	\$ 13,950
182	Santa Clara	Historic Courthouse	B2010-Exterior Walls	\$ 324,086	\$ 324,086	\$ -
183	Alameda	Hayward Hall of Justice	B2010-Exterior Walls	\$ 324,328	\$ 324,328	\$ -
184	Los Angeles	Clara Shortridge Foltz Criminal Justice Center	B2010-Exterior Walls	\$ 537,900	\$ 441,992	\$ 95,908
185	Fresno	Fresno County Courthouse	B2010-Exterior Walls	\$ 510,840	\$ 510,840	\$ -
186	Los Angeles	Edmund D. Edelman Children's Court	B2010-Exterior Walls	\$ 1,769,774	\$ 1,238,665	\$ 531,109
187	Solano	Solano Justice Building	B2011-Exterior Wall Construction	\$ 74,086	\$ 56,379	\$ 17,707
188	Solano	Hall of Justice	B2011-Exterior Wall Construction	\$ 148,171	\$ 107,898	\$ 40,273
189	San Mateo	Northern Branch Courthouse	B2012-Parapets	\$ 1,289	\$ 1,073	\$ 216
190	Los Angeles	Norwalk Courthouse	B2012-Parapets	\$ 428,993	\$ 364,773	\$ 64,220
191	Los Angeles	Pasadena Courthouse	B2013-Exterior Louvers, Screens, and Fencing	\$ 9,116	\$ 6,322	\$ 2,794
192	Butte	Chico Courthouse	B2013-Exterior Louvers, Screens, and Fencing	\$ 11,505	\$ 11,505	\$ -





Line #	County	Facility Name	Project System Targeted for Renewal	Project Rough Order of Magnitude	Judicial Branch Share of Cost	County Share of Cost
193	San Diego	North County Regional Center - Annex	B2013-Exterior Louvers, Screens, and Fencing	\$ 13,809	\$ 13,809	\$ -
194	El Dorado	Main St. Courthouse	B2013-Exterior Louvers, Screens, and Fencing	\$ 13,900	\$ 13,900	\$ -
195	Riverside	Palm Springs Courts	B2013-Exterior Louvers, Screens, and Fencing	\$ 41,442	\$ 16,830	\$ 24,612
196	Orange	West Justice Center	B2013-Exterior Louvers, Screens, and Fencing	\$ 20,840	\$ 18,898	\$ 1,942
197	Santa Clara	Hall of Justice (West)	B2013-Exterior Louvers, Screens, and Fencing	\$ 20,244	\$ 20,244	\$ -
198	Santa Clara	Historic Courthouse	B2013-Exterior Louvers, Screens, and Fencing	\$ 20,244	\$ 20,244	\$ -
199	Los Angeles	Clara Shortridge Foltz Criminal Justice Center	B2013-Exterior Louvers, Screens, and Fencing	\$ 37,066	\$ 25,498	\$ 11,568
200	Los Angeles	Torrance Courthouse	B2013-Exterior Louvers, Screens, and Fencing	\$ 37,112	\$ 33,560	\$ 3,552
201	Stanislaus	Modesto Main Courthouse	B2013-Exterior Louvers, Screens, and Fencing	\$ 50,448	\$ 50,342	\$ 106
202	Orange	Central Justice Center	B2013-Exterior Louvers, Screens, and Fencing	\$ 66,688	\$ 60,799	\$ 5,889
203	Los Angeles	Pomona Courthouse North	B2013-Exterior Louvers, Screens, and Fencing	\$ 70,456	\$ 70,456	\$ -
204	Los Angeles	Eastlake Juvenile Court	B2013-Exterior Louvers, Screens, and Fencing	\$ 133,035	\$ 72,877	\$ 60,158
205	Contra Costa	Wakefield Taylor Courthouse	B2013-Exterior Louvers, Screens, and Fencing	\$ 75,169	\$ 75,169	\$ -
206	Los Angeles	Whittier Courthouse	B2013-Exterior Louvers, Screens, and Fencing	\$ 88,070	\$ 76,119	\$ 11,951
207	Contra Costa	George D. Carroll Courthouse	B2013-Exterior Louvers, Screens, and Fencing	\$ 125,281	\$ 125,281	\$ -
208	Los Angeles	Parking Structure Lot 59- Whittier Admin CTR	B2013-Exterior Louvers, Screens, and Fencing	\$ 165,540	\$ 143,076	\$ 22,464
209	Sonoma	Hall of Justice	B2013-Exterior Louvers, Screens, and Fencing	\$ 156,737	\$ 156,737	\$ -
210	Orange	Central Justice Center	B2013-Exterior Louvers, Screens, and Fencing	\$ 455,000	\$ 414,824	\$ 40,177
211	Los Angeles	Norwalk Courthouse	B2013-Exterior Louvers, Screens, and Fencing	\$ 1,728,890	\$ 1,470,075	\$ 258,815
212	Fresno	B.F. Sisk Courthouse	B2013-Exterior Louvers, Screens, and Fencing	\$ 5,695,166	\$ 5,695,166	\$ -
213	Orange	Central Justice Center	B2013-Exterior Louvers, Screens, and Fencing	\$ 6,370,000	\$ 5,807,529	\$ 562,471
214	San Mateo	Northern Branch Courthouse	B2016-Exterior Soffits	\$ 2,356	\$ 1,960	\$ 396
215	San Mateo	Northern Branch Courthouse	B2016-Exterior Soffits	\$ 2,993	\$ 2,490	\$ 503
216	San Mateo	Central Branch	B2016-Exterior Soffits	\$ 3,075	\$ 3,075	\$ -
217	Contra Costa	Jail Annex	B2020-Exterior Windows	\$ 17,190	\$ 1,023	\$ 16,167
218	Contra Costa	Concord Courthouse	B2020-Exterior Windows	\$ 4,298	\$ 4,298	\$ -
219	Los Angeles	Alhambra Courthouse	B2020-Exterior Windows	\$ 5,572	\$ 5,572	\$ -
220	San Bernardino	Joshua Tree Courthouse	B2020-Exterior Windows	\$ 19,625	\$ 6,639	\$ 12,986
221	Santa Barbara	Santa Maria Courts Bldgs C + D	B2020-Exterior Windows	\$ 7,331	\$ 7,331	\$ -
222	Santa Barbara	Santa Maria Courts, Bldg F	B2020-Exterior Windows	\$ 7,773	\$ 7,773	\$ -
223	San Diego	Department 10 Trailer	B2020-Exterior Windows	\$ 12,238	\$ 9,132	\$ 3,106
224	San Diego	Department 9 Trailer	B2020-Exterior Windows	\$ 12,238	\$ 9,132	\$ 3,106
225	San Luis Obispo	1070 Palm St.	B2020-Exterior Windows	\$ 11,729	\$ 11,729	\$ -

Line #	County	Facility Name	Project System Targeted for Renewal	Project Rough Order of Magnitude	Judicial Branch Share of Cost	County Share of Cost
226	Los Angeles	Los Padrios Juvenile Court	B2020-Exterior Windows	\$ 40,235	\$ 11,797	\$ 28,438
227	Riverside	Riverside Juvenile Justice Trailers	B2020-Exterior Windows	\$ 12,760	\$ 12,760	\$ -
228	Los Angeles	Sylmar Juvenile Court	B2020-Exterior Windows	\$ 38,726	\$ 13,287	\$ 25,439
229	Los Angeles	Eastlake Juvenile Court	B2020-Exterior Windows	\$ 26,021	\$ 14,254	\$ 11,767
230	San Luis Obispo	Grover Beach Branch	B2020-Exterior Windows	\$ 14,590	\$ 14,590	\$ -
231	San Bernardino	Barstow Courthouse	B2020-Exterior Windows	\$ 21,418	\$ 16,691	\$ 4,727
232	San Diego	Kearny Mesa Court	B2020-Exterior Windows	\$ 18,498	\$ 18,498	\$ -
233	Tulare	Tulare Division	B2020-Exterior Windows	\$ 29,874	\$ 20,912	\$ 8,962
234	San Diego	Trailer - Dept 34	B2020-Exterior Windows	\$ 21,416	\$ 21,416	\$ -
235	San Diego	Trailer - Dept 35	B2020-Exterior Windows	\$ 21,416	\$ 21,416	\$ -
236	San Diego	Trailer - Family Support	B2020-Exterior Windows	\$ 21,416	\$ 21,416	\$ -
237	Santa Barbara	Santa Maria Courts, Bldgs. A + B	B2020-Exterior Windows	\$ 21,992	\$ 21,992	\$ -
238	Los Angeles	Eastlake Juvenile Court	B2020-Exterior Windows	\$ 40,708	\$ 22,300	\$ 18,408
239	Los Angeles	Inglewood Courthouse	B2020-Exterior Windows	\$ 30,930	\$ 23,061	\$ 7,869
240	Santa Barbara	Santa Maria Courts, Bldg F	B2020-Exterior Windows	\$ 23,825	\$ 23,825	\$ -
241	Los Angeles	El Monte Courthouse	B2020-Exterior Windows	\$ 42,093	\$ 24,464	\$ 17,629
242	San Diego	South County Regional Center	B2020-Exterior Windows	\$ 69,368	\$ 24,861	\$ 44,507
243	Napa	Historic Courthouse	B2020-Exterior Windows	\$ 26,198	\$ 26,198	\$ -
244	Los Angeles	Santa Clarita Courthouse	B2020-Exterior Windows	\$ 32,046	\$ 28,325	\$ 3,721
245	Del Norte	Del Norte County Superior Court	B2020-Exterior Windows	\$ 48,195	\$ 29,529	\$ 18,666
246	Los Angeles	Whittier Courthouse	B2020-Exterior Windows	\$ 30,301	\$ 30,301	\$ -
247	El Dorado	Cameron Park	B2020-Exterior Windows	\$ 31,913	\$ 31,913	\$ -
248	Los Angeles	Malibu Courthouse	B2020-Exterior Windows	\$ 102,073	\$ 38,767	\$ 63,306
249	Los Angeles	Monrovia Training Center	B2020-Exterior Windows	\$ 55,438	\$ 38,967	\$ 16,471
250	Kern	Taft Courts Bldg.	B2020-Exterior Windows	\$ 41,396	\$ 41,396	\$ -
251	Los Angeles	Pomona Courthouse North	B2020-Exterior Windows	\$ 45,296	\$ 45,296	\$ -
252	Orange	West Justice Center	B2020-Exterior Windows	\$ 50,375	\$ 45,680	\$ 4,695
253	Kern	Bakersfield Justice Bldg.	B2020-Exterior Windows	\$ 89,528	\$ 45,731	\$ 43,797
254	Orange	Civil Complex Center ("CXC")	B2020-Exterior Windows	\$ 51,176	\$ 51,176	\$ -
255	Los Angeles	West Covina Courthouse	B2020-Exterior Windows	\$ 64,989	\$ 53,947	\$ 11,042
256	San Bernardino	Joshua Tree Courthouse	B2020-Exterior Windows	\$ 162,058	\$ 54,824	\$ 107,234
257	Napa	Historic Courthouse	B2020-Exterior Windows	\$ 62,086	\$ 58,355	\$ 3,731
258	El Dorado	Bldg. C	B2020-Exterior Windows	\$ 284,046	\$ 58,798	\$ 225,248
259	Los Angeles	Van Nuys Courthouse East	B2020-Exterior Windows	\$ 67,170	\$ 60,278	\$ 6,892
260	Santa Barbara	Santa Maria Courts Bldgs C + D	B2020-Exterior Windows	\$ 61,241	\$ 61,241	\$ -
261	Nevada	Nevada City Courthouse Annex	B2020-Exterior Windows	\$ 158,907	\$ 67,869	\$ 91,038



Line #	County	Facility Name	Project System Targeted for Renewal	Project Rough Order of Magnitude	Judicial Branch Share of Cost	County Share of Cost
262	Kern	Shafter/Wasco Courts Bldg.	B2020-Exterior Windows	\$ 79,878	\$ 71,850	\$ 8,028
263	Contra Costa	Concord Courthouse	B2020-Exterior Windows	\$ 74,461	\$ 74,461	\$ -
264	Los Angeles	Whittier Courthouse	B2020-Exterior Windows	\$ 75,441	\$ 75,441	\$ -
265	San Bernardino	San Bernardino Courthouse - Annex	B2020-Exterior Windows	\$ 80,966	\$ 77,436	\$ 3,530
266	Kern	Bakersfield Superior Court	B2020-Exterior Windows	\$ 78,103	\$ 78,103	\$ -
267	Los Angeles	Pasadena Courthouse	B2020-Exterior Windows	\$ 133,564	\$ 92,627	\$ 40,937
268	Kings	Avenal Court	B2020-Exterior Windows	\$ 97,743	\$ 97,743	\$ -
269	Alameda	Berkeley Courthouse	B2020-Exterior Windows	\$ 104,090	\$ 104,090	\$ -
270	San Mateo	Traffic/ Small Claims Annex	B2020-Exterior Windows	\$ 104,934	\$ 104,934	\$ -
271	Santa Barbara	Santa Maria Courts Bldgs C + D	B2020-Exterior Windows	\$ 105,929	\$ 105,929	\$ -
272	Kings	Corcoran Court	B2020-Exterior Windows	\$ 122,179	\$ 107,029	\$ 15,150
273	San Diego	South County Regional Center	B2020-Exterior Windows	\$ 305,550	\$ 109,509	\$ 196,041
274	Los Angeles	West Covina Courthouse	B2020-Exterior Windows	\$ 111,199	\$ 111,199	\$ -
275	Nevada	Nevada City Courthouse Annex	B2020-Exterior Windows	\$ 261,056	\$ 111,497	\$ 149,559
276	San Diego	Kearny Mesa Traffic Court KM5 & KM6 Trailer	B2020-Exterior Windows	\$ 112,183	\$ 112,183	\$ -
277	Riverside	Riverside Juvenile Court	B2020-Exterior Windows	\$ 229,688	\$ 113,328	\$ 116,360
278	Riverside	Hemet	B2020-Exterior Windows	\$ 114,844	\$ 114,844	\$ -
279	Los Angeles	Alfred J. McCourtney Juvenile Justice Center	B2020-Exterior Windows	\$ 173,864	\$ 120,053	\$ 53,811
280	Los Angeles	El Monte Courthouse	B2020-Exterior Windows	\$ 214,394	\$ 124,606	\$ 89,788
281	Riverside	Family Law Court	B2020-Exterior Windows	\$ 130,294	\$ 130,294	\$ -
282	Los Angeles	Whittier Courthouse	B2020-Exterior Windows	\$ 132,088	\$ 132,088	\$ -
283	Kern	Delano/North Kern Court	B2020-Exterior Windows	\$ 176,382	\$ 142,234	\$ 34,148
284	Alameda	Fremont Hall of Justice	B2020-Exterior Windows	\$ 144,601	\$ 144,601	\$ -
285	San Diego	Kearny Mesa Traffic Court KM4 Trailer	B2020-Exterior Windows	\$ 160,685	\$ 160,685	\$ -
286	San Bernardino	Barstow Courthouse	B2020-Exterior Windows	\$ 224,553	\$ 174,994	\$ 49,559
287	Alameda	George E. McDonald Hall of Justice	B2020-Exterior Windows	\$ 178,905	\$ 178,905	\$ -
288	Los Angeles	Norwalk Courthouse	B2020-Exterior Windows	\$ 214,051	\$ 182,008	\$ 32,043
289	Tulare	Visalia Superior Court	B2020-Exterior Windows	\$ 575,942	\$ 186,202	\$ 389,740
290	Los Angeles	West Covina Courthouse	B2020-Exterior Windows	\$ 193,128	\$ 193,128	\$ -
291	San Mateo	Northern Branch Courthouse	B2020-Exterior Windows	\$ 240,675	\$ 200,266	\$ 40,409
292	San Mateo	Central Branch	B2020-Exterior Windows	\$ 212,095	\$ 212,095	\$ -
293	San Diego	Trailer - Storage A	B2020-Exterior Windows	\$ 214,496	\$ 214,496	\$ -
294	Los Angeles	Inglewood Juvenile Court	B2020-Exterior Windows	\$ 237,454	\$ 237,454	\$ -



Line #	County	Facility Name	Project System Targeted for Renewal	Project Rough Order of Magnitude	Judicial Branch Share of Cost	County Share of Cost
295	Kern	Bakersfield Juvenile Center	B2020-Exterior Windows	\$ 364,481	\$ 243,328	\$ 121,153
296	Santa Clara	Santa Clara Courthouse	B2020-Exterior Windows	\$ 243,584	\$ 243,584	\$ -
297	Riverside	Corona	B2020-Exterior Windows	\$ 451,375	\$ 243,878	\$ 207,497
298	Solano	Hall of Justice	B2020-Exterior Windows	\$ 341,022	\$ 248,332	\$ 92,690
299	Santa Barbara	Santa Barbara County Courthouse	B2020-Exterior Windows	\$ 858,187	\$ 256,941	\$ 601,246
300	Los Angeles	Alfred J. McCourtney Juvenile Justice Center	B2020-Exterior Windows	\$ 375,366	\$ 259,190	\$ 116,176
301	Los Angeles	Downey Courthouse	B2020-Exterior Windows	\$ 318,962	\$ 266,971	\$ 51,991
302	Kern	Bakersfield Superior Court	B2020-Exterior Windows	\$ 268,583	\$ 268,583	\$ -
303	Solano	Solano Justice Building	B2020-Exterior Windows	\$ 272,818	\$ 272,818	\$ -
304	San Diego	Juvenile Court	B2020-Exterior Windows	\$ 391,607	\$ 292,217	\$ 99,390
305	Riverside	Palm Springs Courts	B2020-Exterior Windows	\$ 728,009	\$ 295,644	\$ 432,365
306	Sonoma	Hall of Justice	B2020-Exterior Windows	\$ 528,860	\$ 314,143	\$ 214,717
307	Los Angeles	Whittier Courthouse	B2020-Exterior Windows	\$ 372,461	\$ 321,918	\$ 50,543
308	San Luis Obispo	Courthouse Annex	B2020-Exterior Windows	\$ 659,542	\$ 328,056	\$ 331,486
309	San Mateo	Northern Branch Courthouse	B2020-Exterior Windows	\$ 399,521	\$ 332,441	\$ 67,080
310	San Diego	North County Regional Center - North	B2020-Exterior Windows	\$ 342,656	\$ 342,656	\$ -
311	Los Angeles	Pomona Courthouse North	B2020-Exterior Windows	\$ 342,728	\$ 342,728	\$ -
312	Alameda	Hayward Hall of Justice	B2020-Exterior Windows	\$ 353,328	\$ 353,328	\$ -
313	Los Angeles	Hollywood Courthouse	B2020-Exterior Windows	\$ 430,845	\$ 392,457	\$ 38,388
314	Napa	Historic Courthouse	B2020-Exterior Windows	\$ 395,064	\$ 395,064	\$ -
315	Sacramento	Gordon Schaber Sacramento Superior Court	B2020-Exterior Windows	\$ 397,267	\$ 397,267	\$ -
316	San Joaquin	Lodi Branch- Dept. 2	B2020-Exterior Windows	\$ 411,529	\$ 411,529	\$ -
317	Los Angeles	Santa Monica Courthouse	B2020-Exterior Windows	\$ 524,610	\$ 411,766	\$ 112,844
318	Santa Clara	Hall of Justice (West)	B2020-Exterior Windows	\$ 412,431	\$ 412,431	\$ -
319	Napa	Historic Courthouse	B2020-Exterior Windows	\$ 418,057	\$ 418,057	\$ -
320	Humboldt	Humboldt County Courthouse (Eureka)	B2020-Exterior Windows	\$ 452,961	\$ 452,961	\$ -
321	Nevada	Nevada City Courthouse Annex	B2020-Exterior Windows	\$ 1,067,109	\$ 455,762	\$ 611,347
322	Los Angeles	Beverly Hills Courthouse	B2020-Exterior Windows	\$ 615,408	\$ 489,372	\$ 126,036
323	Los Angeles	San Fernando Courthouse	B2020-Exterior Windows	\$ 680,756	\$ 567,819	\$ 112,937
324	Orange	Harbor Justice Center-Newport Beach Facility	B2020-Exterior Windows	\$ 616,005	\$ 616,005	\$ -
325	Los Angeles	Edmund D. Edelman Children's Court	B2020-Exterior Windows	\$ 887,333	\$ 621,044	\$ 266,289



Line #	County	Facility Name	Project System Targeted for Renewal	Project Rough Order of Magnitude	Judicial Branch Share of Cost	County Share of Cost
326	San Luis Obispo	Courthouse Annex	B2020-Exterior Windows	\$ 659,542	\$ 659,542	\$ -
327	Orange	North Justice Center	B2020-Exterior Windows	\$ 730,754	\$ 659,944	\$ 70,810
328	Orange	North Justice Center	B2020-Exterior Windows	\$ 756,683	\$ 683,360	\$ 73,323
329	Kern	Bakersfield Justice Bldg.	B2020-Exterior Windows	\$ 769,197	\$ 769,197	\$ -
330	Los Angeles	Norwalk Courthouse	B2020-Exterior Windows	\$ 906,906	\$ 771,142	\$ 135,764
331	San Diego	Kearny Mesa Traffic Court KM3 Trailer	B2020-Exterior Windows	\$ 801,271	\$ 801,271	\$ -
332	Los Angeles	Metropolitan Courthouse	B2020-Exterior Windows	\$ 859,909	\$ 812,958	\$ 46,951
333	Los Angeles	Glendale Courthouse	B2020-Exterior Windows	\$ 916,711	\$ 829,990	\$ 86,721
334	Santa Barbara	Santa Maria Courts, Bldg G	B2020-Exterior Windows	\$ 934,836	\$ 902,023	\$ 32,813
335	San Bernardino	Chino Courthouse	B2020-Exterior Windows	\$ 910,227	\$ 910,227	\$ -
336	San Bernardino	Fontana Courthouse	B2020-Exterior Windows	\$ 989,243	\$ 989,243	\$ -
337	Los Angeles	Inglewood Courthouse	B2020-Exterior Windows	\$ 1,358,540	\$ 1,012,927	\$ 345,613
338	Ventura	Hall of Justice	B2020-Exterior Windows	\$ 1,528,800	\$ 1,068,020	\$ 460,780
339	San Bernardino	San Bernardino Courthouse - Annex	B2020-Exterior Windows	\$ 1,138,579	\$ 1,088,937	\$ 49,642
340	Santa Clara	Downtown Superior Court	B2020-Exterior Windows	\$ 1,121,298	\$ 1,121,298	\$ -
341	Los Angeles	Norwalk Courthouse	B2020-Exterior Windows	\$ 1,354,953	\$ 1,152,117	\$ 202,836
342	Los Angeles	Central Arraignment Courts	B2020-Exterior Windows	\$ 1,354,953	\$ 1,222,574	\$ 132,379
343	Los Angeles	Pomona Courthouse South	B2020-Exterior Windows	\$ 1,225,815	\$ 1,225,815	\$ -
344	Los Angeles	Torrance Courthouse	B2020-Exterior Windows	\$ 1,368,258	\$ 1,237,316	\$ 130,942
345	Orange	Central Justice Center	B2020-Exterior Windows	\$ 1,274,923	\$ 1,274,923	\$ -
346	Solano	Hall of Justice	B2020-Exterior Windows	\$ 1,364,088	\$ 1,364,088	\$ -
347	Orange	West Justice Center	B2020-Exterior Windows	\$ 1,367,206	\$ 1,367,206	\$ -
348	Los Angeles	Van Nuys Courthouse East	B2020-Exterior Windows	\$ 1,534,068	\$ 1,376,673	\$ 157,395
349	San Diego	South County Regional Center	B2020-Exterior Windows	\$ 1,399,995	\$ 1,399,995	\$ -
350	Contra Costa	Bray Courts	B2020-Exterior Windows	\$ 1,834,057	\$ 1,568,486	\$ 265,571
351	San Bernardino	Rancho Cucamonga Courthouse	B2020-Exterior Windows	\$ 2,094,100	\$ 1,592,563	\$ 501,537
352	Fresno	B.F. Sisk Courthouse	B2020-Exterior Windows	\$ 1,736,840	\$ 1,736,840	\$ -
353	San Diego	East County Regional Center	B2020-Exterior Windows	\$ 2,692,298	\$ 1,822,955	\$ 869,343
354	Los Angeles	Alhambra Courthouse	B2020-Exterior Windows	\$ 2,265,542	\$ 1,948,366	\$ 317,176
355	Los Angeles	Compton Courthouse	B2020-Exterior Windows	\$ 2,053,366	\$ 2,053,366	\$ -
356	Los Angeles	Central Arraignment Courts	B2020-Exterior Windows	\$ 2,326,157	\$ 2,098,891	\$ 227,266
357	Fresno	Fresno County Courthouse	B2020-Exterior Windows	\$ 2,144,800	\$ 2,144,800	\$ -
358	Los Angeles	Alhambra Courthouse	B2020-Exterior Windows	\$ 2,837,449	\$ 2,440,206	\$ 397,243
359	Tulare	Visalia Superior Court	B2020-Exterior Windows	\$ 2,759,724	\$ 2,759,724	\$ -
360	Alameda	Wiley W. Manuel Courthouse	B2020-Exterior Windows	\$ 3,330,468	\$ 3,330,468	\$ -



Line #	County	Facility Name	Project System Targeted for Renewal	Project Rough Order of Magnitude	Judicial Branch Share of Cost	County Share of Cost
361	Kern	Bakersfield Superior Court	B2020-Exterior Windows	\$ 4,107,810	\$ 4,107,810	\$ -
362	Los Angeles	Stanley Mosk Courthouse	B2020-Exterior Windows	\$ 6,566,287	\$ 6,386,371	\$ 179,916
363	Riverside	Hall of Justice	B2020-Exterior Windows	\$ 7,806,026	\$ 7,806,026	\$ -
364	Sacramento	Gordon Schaber Sacramento Superior Court	B2020-Exterior Windows	\$ 7,945,344	\$ 7,945,344	\$ -
365	Orange	Central Justice Center	B2020-Exterior Windows	\$ 18,360,986	\$ 18,360,986	\$ -
366	Los Angeles	Clara Shortridge Foltz Criminal Justice Center	B2020-Exterior Windows	\$ 27,844,266	\$ 19,154,071	\$ 8,690,195
367	Los Angeles	Clara Shortridge Foltz Criminal Justice Center	B2020-Exterior Windows	\$ 39,911,850	\$ 27,455,362	\$ 12,456,488
368	Sonoma	Main Adult Detention Facility	B2030-Exterior Doors	\$ 4,546	\$ 186	\$ 4,360
369	Contra Costa	Jail Annex	B2030-Exterior Doors	\$ 4,237	\$ 252	\$ 3,985
370	Los Angeles	Hall of Records	B2030-Exterior Doors	\$ 3,033	\$ 321	\$ 2,712
371	Los Angeles	Sylmar Juvenile Court	B2030-Exterior Doors	\$ 1,040	\$ 357	\$ 683
372	Contra Costa	Jail Annex	B2030-Exterior Doors	\$ 12,850	\$ 765	\$ 12,085
373	Los Angeles	Hall of Records	B2030-Exterior Doors	\$ 7,704	\$ 816	\$ 6,888
374	Los Angeles	Edmund D. Edelman Children's Court	B2030-Exterior Doors	\$ 2,124	\$ 1,487	\$ 637
375	El Dorado	Bldg. C	B2030-Exterior Doors	\$ 8,075	\$ 1,672	\$ 6,403
376	El Dorado	Bldg. C	B2030-Exterior Doors	\$ 8,673	\$ 1,795	\$ 6,878
377	El Dorado	Bldg. C	B2030-Exterior Doors	\$ 9,065	\$ 1,876	\$ 7,189
378	Orange	North Justice Center	B2030-Exterior Doors	\$ 2,124	\$ 1,918	\$ 206
379	Riverside	Riverside Juvenile Court	B2030-Exterior Doors	\$ 4,485	\$ 2,213	\$ 2,272
380	Los Angeles	David M. Kenyon Juvenile Justice Center	B2030-Exterior Doors	\$ 5,551	\$ 2,257	\$ 3,294
381	Los Angeles	Malibu Courthouse	B2030-Exterior Doors	\$ 6,444	\$ 2,447	\$ 3,997
382	Los Angeles	Hall of Records	B2030-Exterior Doors	\$ 23,484	\$ 2,487	\$ 20,997
383	Lake	Lakeport Court Facility	B2030-Exterior Doors	\$ 8,679	\$ 2,604	\$ 6,075
384	Lake	Lakeport Court Facility	B2030-Exterior Doors	\$ 9,093	\$ 2,728	\$ 6,365
385	San Bernardino	Joshua Tree Courthouse	B2030-Exterior Doors	\$ 8,097	\$ 2,739	\$ 5,358
386	San Bernardino	Chino Courthouse	B2030-Exterior Doors	\$ 2,819	\$ 2,819	\$ -
387	El Dorado	Bldg. C	B2030-Exterior Doors	\$ 13,657	\$ 2,827	\$ 10,830
388	Los Angeles	El Monte Courthouse	B2030-Exterior Doors	\$ 5,349	\$ 3,109	\$ 2,240
389	Los Angeles	Inglewood Juvenile Court	B2030-Exterior Doors	\$ 3,189	\$ 3,189	\$ -
390	Riverside	Palm Springs Courts	B2030-Exterior Doors	\$ 8,315	\$ 3,377	\$ 4,938
391	Los Angeles	Los Padrinos Juvenile Court	B2030-Exterior Doors	\$ 13,082	\$ 3,836	\$ 9,246
392	Tulare	Visalia Superior Court	B2030-Exterior Doors	\$ 11,900	\$ 3,847	\$ 8,053



Line #	County	Facility Name	Project System Targeted for Renewal	Project Rough Order of Magnitude	Judicial Branch Share of Cost	County Share of Cost
393	Nevada	Nevada City Courthouse Annex	B2030-Exterior Doors	\$ 9,065	\$ 3,872	\$ 5,193
394	Los Angeles	Alfred J. McCourtney Juvenile Justice Center	B2030-Exterior Doors	\$ 5,626	\$ 3,885	\$ 1,741
395	Riverside	Riverside Juvenile Court	B2030-Exterior Doors	\$ 8,097	\$ 3,995	\$ 4,102
396	San Luis Obispo	Courthouse Annex	B2030-Exterior Doors	\$ 8,064	\$ 4,011	\$ 4,053
397	Los Angeles	Torrance Courthouse	B2030-Exterior Doors	\$ 4,457	\$ 4,030	\$ 427
398	Los Angeles	Malibu Courthouse	B2030-Exterior Doors	\$ 10,648	\$ 4,044	\$ 6,604
399	San Diego	North County Regional Center - North	B2030-Exterior Doors	\$ 4,162	\$ 4,162	\$ -
400	Los Angeles	Van Nuys Courthouse West	B2030-Exterior Doors	\$ 5,225	\$ 4,205	\$ 1,020
401	Riverside	Riverside Juvenile Court	B2030-Exterior Doors	\$ 8,584	\$ 4,235	\$ 4,349
402	Santa Clara	Hall of Justice (West)	B2030-Exterior Doors	\$ 4,350	\$ 4,350	\$ -
403	Los Angeles	Malibu Courthouse	B2030-Exterior Doors	\$ 11,674	\$ 4,434	\$ 7,240
404	Orange	North Justice Center	B2030-Exterior Doors	\$ 5,064	\$ 4,573	\$ 491
405	Riverside	Corona	B2030-Exterior Doors	\$ 8,584	\$ 4,638	\$ 3,946
406	Los Angeles	David M. Kenyon Juvenile Justice Center	B2030-Exterior Doors	\$ 11,742	\$ 4,774	\$ 6,968
407	Los Angeles	Bellflower Courthouse	B2030-Exterior Doors	\$ 6,135	\$ 4,782	\$ 1,353
408	Alameda	Hayward Hall of Justice	B2030-Exterior Doors	\$ 5,092	\$ 5,092	\$ -
409	Los Angeles	Hollywood Courthouse	B2030-Exterior Doors	\$ 5,809	\$ 5,291	\$ 518
410	Los Angeles	Inglewood Courthouse	B2030-Exterior Doors	\$ 7,243	\$ 5,400	\$ 1,843
411	Orange	Civil Complex Center ("CXC")	B2030-Exterior Doors	\$ 5,455	\$ 5,455	\$ -
412	Los Angeles	Metropolitan Courthouse	B2030-Exterior Doors	\$ 5,809	\$ 5,492	\$ 317
413	Tulare	Tulare Division	B2030-Exterior Doors	\$ 7,857	\$ 5,500	\$ 2,357
414	Del Norte	Del Norte County Superior Court	B2030-Exterior Doors	\$ 9,065	\$ 5,554	\$ 3,511
415	Los Angeles	Hollywood Courthouse	B2030-Exterior Doors	\$ 6,163	\$ 5,614	\$ 549
416	Los Angeles	Van Nuys Courthouse West	B2030-Exterior Doors	\$ 7,053	\$ 5,676	\$ 1,377
417	Nevada	Nevada City Courthouse	B2030-Exterior Doors	\$ 8,673	\$ 5,681	\$ 2,992
418	Tulare	Visalia Superior Court	B2030-Exterior Doors	\$ 17,839	\$ 5,767	\$ 12,072
419	Alameda	Fremont Hall of Justice	B2030-Exterior Doors	\$ 7,342	\$ 5,830	\$ 1,512
420	Nevada	Nevada City Courthouse	B2030-Exterior Doors	\$ 9,065	\$ 5,938	\$ 3,127
421	Kings	Avenal Court	B2030-Exterior Doors	\$ 6,164	\$ 6,164	\$ -
422	Los Angeles	West Covina Courthouse	B2030-Exterior Doors	\$ 6,254	\$ 6,254	\$ -
423	Santa Clara	Historic Courthouse	B2030-Exterior Doors	\$ 6,322	\$ 6,322	\$ -
424	Los Angeles	Van Nuys Courthouse East	B2030-Exterior Doors	\$ 7,053	\$ 6,329	\$ 724
425	Orange	Civil Complex Center ("CXC")	B2030-Exterior Doors	\$ 6,349	\$ 6,349	\$ -



Line #	County	Facility Name	Project System Targeted for Renewal	Project Rough Order of Magnitude	Judicial Branch Share of Cost	County Share of Cost
426	Orange	Civil Complex Center ("CXC")	B2030-Exterior Doors	\$ 6,349	\$ 6,349	\$ -
427	Alameda	Fremont Hall of Justice	B2030-Exterior Doors	\$ 6,371	\$ 6,371	\$ -
428	Alameda	Hayward Hall of Justice	B2030-Exterior Doors	\$ 7,342	\$ 6,483	\$ 859
429	Los Angeles	East Los Angeles Courthouse	B2030-Exterior Doors	\$ 8,409	\$ 6,535	\$ 1,874
430	Los Angeles	David M. Kenyon Juvenile Justice Center	B2030-Exterior Doors	\$ 16,109	\$ 6,550	\$ 9,559
431	Alameda	Wiley W. Manuel Courthouse	B2030-Exterior Doors	\$ 7,923	\$ 6,639	\$ 1,284
432	Los Angeles	Alfred J. McCartney Juvenile Justice Center	B2030-Exterior Doors	\$ 9,662	\$ 6,672	\$ 2,990
433	Los Angeles	West Covina Courthouse	B2030-Exterior Doors	\$ 6,910	\$ 6,910	\$ -
434	Los Angeles	Van Nuys Courthouse West	B2030-Exterior Doors	\$ 8,675	\$ 6,982	\$ 1,693
435	Los Angeles	Malibu Courthouse	B2030-Exterior Doors	\$ 18,490	\$ 7,023	\$ 11,467
436	Kern	Arvin/ Lamont Branch	B2030-Exterior Doors	\$ 11,539	\$ 7,028	\$ 4,511
437	Riverside	Palm Springs Courts	B2030-Exterior Doors	\$ 17,378	\$ 7,057	\$ 10,321
438	Los Angeles	El Monte Courthouse	B2030-Exterior Doors	\$ 12,326	\$ 7,164	\$ 5,162
439	Ventura	East County Courthouse	B2030-Exterior Doors	\$ 12,086	\$ 7,463	\$ 4,623
440	Fresno	B.F. Sisk Courthouse	B2030-Exterior Doors	\$ 7,527	\$ 7,527	\$ -
441	Los Angeles	Edmund D. Edelman Children's Court	B2030-Exterior Doors	\$ 10,946	\$ 7,661	\$ 3,285
442	Los Angeles	Whittier Courthouse	B2030-Exterior Doors	\$ 7,705	\$ 7,705	\$ -
443	Los Angeles	Alfred J. McCartney Juvenile Justice Center	B2030-Exterior Doors	\$ 11,252	\$ 7,770	\$ 3,482
444	Contra Costa	Concord Courthouse	B2030-Exterior Doors	\$ 7,923	\$ 7,923	\$ -
445	Contra Costa	Walnut Creek Courthouse	B2030-Exterior Doors	\$ 7,923	\$ 7,923	\$ -
446	Riverside	Palm Springs Courts	B2030-Exterior Doors	\$ 19,861	\$ 8,066	\$ 11,795
447	El Dorado	Cameron Park	B2030-Exterior Doors	\$ 8,075	\$ 8,075	\$ -
448	Los Angeles	San Fernando Courthouse	B2030-Exterior Doors	\$ 8,226	\$ 8,226	\$ -
449	San Diego	Kearny Mesa Traffic Court KM4 Trailer	B2030-Exterior Doors	\$ 8,334	\$ 8,334	\$ -
450	San Diego	Kearny Mesa Traffic Court KM5 & KM6 Trailer	B2030-Exterior Doors	\$ 8,334	\$ 8,334	\$ -
451	San Diego	South County Regional Center	B2030-Exterior Doors	\$ 8,334	\$ 8,334	\$ -
452	San Diego	Trailer - Storage A	B2030-Exterior Doors	\$ 8,334	\$ 8,334	\$ -
453	San Mateo	Northern Branch Courthouse	B2030-Exterior Doors	\$ 10,078	\$ 8,386	\$ 1,692
454	Los Angeles	Alfred J. McCartney Juvenile Justice Center	B2030-Exterior Doors	\$ 12,166	\$ 8,401	\$ 3,765





Line #	County	Facility Name	Project System Targeted for Renewal	Project Rough Order of Magnitude	Judicial Branch Share of Cost	County Share of Cost
455	Los Angeles	Alfred J. McCourtney Juvenile Justice Center	B2030-Exterior Doors	\$ 12,166	\$ 8,401	\$ 3,765
456	Contra Costa	Concord Courthouse	B2030-Exterior Doors	\$ 8,475	\$ 8,475	\$ -
457	Fresno	Fresno County Courthouse	B2030-Exterior Doors	\$ 8,487	\$ 8,487	\$ -
458	Los Angeles	Van Nuys Courthouse West	B2030-Exterior Doors	\$ 10,664	\$ 8,582	\$ 2,082
459	Tulare	Visalia Superior Court	B2030-Exterior Doors	\$ 26,576	\$ 8,592	\$ 17,984
460	Santa Clara	Hall of Justice (West)	B2030-Exterior Doors	\$ 8,701	\$ 8,701	\$ -
461	Santa Clara	Santa Clara Courthouse	B2030-Exterior Doors	\$ 8,701	\$ 8,701	\$ -
462	Los Angeles	Central Arraignment Courts	B2030-Exterior Doors	\$ 9,845	\$ 8,883	\$ 962
463	Riverside	Riverside Juvenile Justice Trailers	B2030-Exterior Doors	\$ 8,970	\$ 8,970	\$ -
464	El Dorado	Johnson Bldg.	B2030-Exterior Doors	\$ 9,065	\$ 9,065	\$ -
465	Sacramento	Gordon Schaber Sacramento Superior Court	B2030-Exterior Doors	\$ 9,065	\$ 9,065	\$ -
466	Sacramento	Gordon Schaber Sacramento Superior Court	B2030-Exterior Doors	\$ 9,065	\$ 9,065	\$ -
467	Humboldt	Humboldt County Courthouse (Eureka)	B2030-Exterior Doors	\$ 9,085	\$ 9,085	\$ -
468	San Bernardino	Joshua Tree Courthouse	B2030-Exterior Doors	\$ 26,911	\$ 9,104	\$ 17,807
469	Tulare	Visalia Superior Court	B2030-Exterior Doors	\$ 9,141	\$ 9,141	\$ -
470	San Diego	Department 10 Trailer	B2030-Exterior Doors	\$ 12,501	\$ 9,328	\$ 3,173
471	San Diego	Department 9 Trailer	B2030-Exterior Doors	\$ 12,501	\$ 9,328	\$ 3,173
472	Orange	North Justice Center	B2030-Exterior Doors	\$ 10,331	\$ 9,330	\$ 1,001
473	Los Angeles	El Monte Courthouse	B2030-Exterior Doors	\$ 16,109	\$ 9,363	\$ 6,746
474	Los Angeles	Glendale Courthouse	B2030-Exterior Doors	\$ 10,453	\$ 9,464	\$ 989
475	Los Angeles	Santa Monica Courthouse	B2030-Exterior Doors	\$ 12,326	\$ 9,675	\$ 2,651
476	Del Norte	Del Norte County Superior Court	B2030-Exterior Doors	\$ 16,151	\$ 9,896	\$ 6,255
477	Los Angeles	Van Nuys Courthouse East	B2030-Exterior Doors	\$ 11,116	\$ 9,975	\$ 1,141
478	Solano	Solano Justice Building	B2030-Exterior Doors	\$ 13,228	\$ 10,067	\$ 3,161
479	San Diego	East County Regional Center	B2030-Exterior Doors	\$ 14,970	\$ 10,136	\$ 4,834
480	San Luis Obispo	1070 Palm St.	B2030-Exterior Doors	\$ 10,344	\$ 10,344	\$ -
481	Orange	Civil Complex Center ("CXC")	B2030-Exterior Doors	\$ 10,437	\$ 10,437	\$ -
482	Los Angeles	Van Nuys Courthouse East	B2030-Exterior Doors	\$ 11,632	\$ 10,439	\$ 1,193
483	San Bernardino	Fontana Courthouse	B2030-Exterior Doors	\$ 12,668	\$ 10,531	\$ 2,137
484	Sonoma	Hall of Justice	B2030-Exterior Doors	\$ 18,185	\$ 10,802	\$ 7,383
485	Kings	Corcoran Court	B2030-Exterior Doors	\$ 12,552	\$ 10,996	\$ 1,556
486	Kings	Corcoran Court	B2030-Exterior Doors	\$ 12,725	\$ 11,147	\$ 1,578



Line #	County	Facility Name	Project System Targeted for Renewal	Project Rough Order of Magnitude	Judicial Branch Share of Cost	County Share of Cost
487	San Diego	East County Regional Center	B2030-Exterior Doors	\$ 16,668	\$ 11,286	\$ 5,382
488	Los Angeles	Alfred J. McCourtney Juvenile Justice Center	B2030-Exterior Doors	\$ 16,817	\$ 11,612	\$ 5,205
489	Orange	Civil Complex Center ("CXC")	B2030-Exterior Doors	\$ 11,833	\$ 11,833	\$ -
490	Los Angeles	Whittier Courthouse	B2030-Exterior Doors	\$ 11,856	\$ 11,856	\$ -
491	San Luis Obispo	Courthouse Annex	B2030-Exterior Doors	\$ 23,849	\$ 11,862	\$ 11,987
492	San Diego	Juvenile Court	B2030-Exterior Doors	\$ 15,957	\$ 11,907	\$ 4,050
493	Kern	Delano/North Kern Court	B2030-Exterior Doors	\$ 14,786	\$ 11,923	\$ 2,863
494	Kings	Avenal Court	B2030-Exterior Doors	\$ 11,942	\$ 11,942	\$ -
495	Los Angeles	Alfred J. McCourtney Juvenile Justice Center	B2030-Exterior Doors	\$ 17,454	\$ 12,052	\$ 5,402
496	San Bernardino	San Bernardino Courthouse - Annex	B2030-Exterior Doors	\$ 12,668	\$ 12,116	\$ 552
497	Kern	Taft Courts Bldg.	B2030-Exterior Doors	\$ 12,116	\$ 12,116	\$ -
498	Tulare	Visalia Superior Court	B2030-Exterior Doors	\$ 12,116	\$ 12,116	\$ -
499	San Luis Obispo	Grover Beach Branch	B2030-Exterior Doors	\$ 12,193	\$ 12,193	\$ -
500	San Luis Obispo	Grover Beach Branch	B2030-Exterior Doors	\$ 12,360	\$ 12,360	\$ -
501	Alameda	Hayward Hall of Justice	B2030-Exterior Doors	\$ 12,439	\$ 12,439	\$ -
502	Orange	Harbor Justice Center-Newport Beach Facility	B2030-Exterior Doors	\$ 14,783	\$ 12,465	\$ 2,318
503	San Diego	North County Regional Center - Annex	B2030-Exterior Doors	\$ 12,501	\$ 12,501	\$ -
504	San Diego	North County Regional Center - North	B2030-Exterior Doors	\$ 12,501	\$ 12,501	\$ -
505	San Diego	North County Regional Center - North	B2030-Exterior Doors	\$ 12,501	\$ 12,501	\$ -
506	San Diego	Trailer - Family Support	B2030-Exterior Doors	\$ 12,501	\$ 12,501	\$ -
507	Los Angeles	Pomona Courthouse South	B2030-Exterior Doors	\$ 12,509	\$ 12,509	\$ -
508	Nevada	Nevada City Courthouse Annex	B2030-Exterior Doors	\$ 29,423	\$ 12,567	\$ 16,856
509	Kern	Shafter/Wasco Courts Bldg.	B2030-Exterior Doors	\$ 14,100	\$ 12,683	\$ 1,417
510	Alameda	George E. McDonald Hall of Justice	B2030-Exterior Doors	\$ 12,709	\$ 12,709	\$ -
511	Contra Costa	George D. Carroll Courthouse	B2030-Exterior Doors	\$ 12,712	\$ 12,712	\$ -
512	Contra Costa	Walnut Creek Courthouse	B2030-Exterior Doors	\$ 12,712	\$ 12,712	\$ -
513	Riverside	Riverside Juvenile Court	B2030-Exterior Doors	\$ 25,810	\$ 12,735	\$ 13,075
514	Santa Clara	Downtown Superior Court	B2030-Exterior Doors	\$ 13,051	\$ 13,051	\$ -
515	El Dorado	Cameron Park	B2030-Exterior Doors	\$ 13,085	\$ 13,085	\$ -
516	San Bernardino	Joshua Tree Courthouse	B2030-Exterior Doors	\$ 38,715	\$ 13,097	\$ 25,618

Line #	County	Facility Name	Project System Targeted for Renewal	Project Rough Order of Magnitude	Judicial Branch Share of Cost	County Share of Cost
517	Los Angeles	Van Nuys Courthouse West	B2030-Exterior Doors	\$ 16,291	\$ 13,111	\$ 3,180
518	Santa Clara	Historic Courthouse	B2030-Exterior Doors	\$ 13,258	\$ 13,258	\$ -
519	San Diego	East County Regional Center	B2030-Exterior Doors	\$ 19,778	\$ 13,392	\$ 6,386
520	Los Angeles	Van Nuys Courthouse West	B2030-Exterior Doors	\$ 16,673	\$ 13,418	\$ 3,255
521	El Dorado	Cameron Park	B2030-Exterior Doors	\$ 13,597	\$ 13,597	\$ -
522	Santa Clara	Historic Courthouse	B2030-Exterior Doors	\$ 13,627	\$ 13,627	\$ -
523	Los Angeles	Beverly Hills Courthouse	B2030-Exterior Doors	\$ 17,289	\$ 13,748	\$ 3,541
524	Los Angeles	Beverly Hills Courthouse	B2030-Exterior Doors	\$ 17,428	\$ 13,859	\$ 3,569
525	Shasta	Main Courthouse	B2030-Exterior Doors	\$ 19,979	\$ 13,927	\$ 6,052
526	Los Angeles	El Monte Courthouse	B2030-Exterior Doors	\$ 24,027	\$ 13,964	\$ 10,063
527	Los Angeles	Compton Courthouse	B2030-Exterior Doors	\$ 21,264	\$ 14,062	\$ 7,202
528	El Dorado	Johnson Bldg.	B2030-Exterior Doors	\$ 14,071	\$ 14,071	\$ -
529	Los Angeles	Glendale Courthouse	B2030-Exterior Doors	\$ 15,555	\$ 14,083	\$ 1,472
530	Los Angeles	Van Nuys Courthouse West	B2030-Exterior Doors	\$ 17,559	\$ 14,131	\$ 3,428
531	Los Angeles	Santa Clarita Courthouse	B2030-Exterior Doors	\$ 16,109	\$ 14,239	\$ 1,870
532	Los Angeles	Malibu Courthouse	B2030-Exterior Doors	\$ 37,574	\$ 14,271	\$ 23,303
533	Kern	Bakersfield Juvenile Center	B2030-Exterior Doors	\$ 21,546	\$ 14,384	\$ 7,162
534	San Bernardino	Fontana Courthouse	B2030-Exterior Doors	\$ 17,460	\$ 14,514	\$ 2,946
535	Los Angeles	Glendale Courthouse	B2030-Exterior Doors	\$ 16,109	\$ 14,585	\$ 1,524
536	Napa	Historic Courthouse	B2030-Exterior Doors	\$ 15,533	\$ 14,599	\$ 934
537	San Luis Obispo	Courthouse Annex	B2030-Exterior Doors	\$ 14,879	\$ 14,879	\$ -
538	San Diego	Kearny Mesa Court	B2030-Exterior Doors	\$ 14,970	\$ 14,970	\$ -
539	Butte	Chico Courthouse	B2030-Exterior Doors	\$ 14,985	\$ 14,985	\$ -
540	San Mateo	Traffic/ Small Claims Annex	B2030-Exterior Doors	\$ 15,187	\$ 15,187	\$ -
541	Orange	Betty Lou Lamoreaux Justice Center	B2030-Exterior Doors	\$ 19,075	\$ 15,250	\$ 3,825
542	Los Angeles	Santa Clarita Courthouse	B2030-Exterior Doors	\$ 17,289	\$ 15,282	\$ 2,007
543	Los Angeles	Pomona Courthouse North	B2030-Exterior Doors	\$ 15,410	\$ 15,410	\$ -
544	Sonoma	Hall of Justice	B2030-Exterior Doors	\$ 26,038	\$ 15,467	\$ 10,571
545	Ventura	Hall of Justice	B2030-Exterior Doors	\$ 15,573	\$ 15,573	\$ -
546	Los Angeles	Hollywood Courthouse	B2030-Exterior Doors	\$ 17,289	\$ 15,749	\$ 1,540
547	Alameda	Wiley W. Manuel Courthouse	B2030-Exterior Doors	\$ 15,834	\$ 15,834	\$ -
548	Alameda	George E. McDonald Hall of Justice	B2030-Exterior Doors	\$ 15,842	\$ 15,842	\$ -
549	Los Angeles	Glendale Courthouse	B2030-Exterior Doors	\$ 17,511	\$ 15,854	\$ 1,657
550	Sacramento	Gordon Schaber Sacramento Superior Court	B2030-Exterior Doors	\$ 16,151	\$ 16,151	\$ -
551	Contra Costa	Wakefield Taylor Courthouse	B2030-Exterior Doors	\$ 16,162	\$ 16,162	\$ -



Line #	County	Facility Name	Project System Targeted for Renewal	Project Rough Order of Magnitude	Judicial Branch Share of Cost	County Share of Cost
552	Ventura	Hall of Justice	B2030-Exterior Doors	\$ 16,302	\$ 16,302	\$ -
553	Santa Clara	Hall of Justice (West)	B2030-Exterior Doors	\$ 16,441	\$ 16,441	\$ -
554	Los Angeles	Clara Shortridge Foltz Criminal Justice Center	B2030-Exterior Doors	\$ 24,027	\$ 16,528	\$ 7,499
555	San Diego	Kearny Mesa Traffic Court KM3 Trailer	B2030-Exterior Doors	\$ 16,668	\$ 16,668	\$ -
556	Nevada	Nevada City Courthouse Annex	B2030-Exterior Doors	\$ 39,255	\$ 16,766	\$ 22,489
557	Santa Barbara	Figueroa Division	B2030-Exterior Doors	\$ 16,793	\$ 16,793	\$ -
558	Contra Costa	Wakefield Taylor Courthouse	B2030-Exterior Doors	\$ 16,949	\$ 16,949	\$ -
559	Orange	Harbor Justice Center-Newport Beach Facility	B2030-Exterior Doors	\$ 20,126	\$ 16,970	\$ 3,156
560	Orange	North Justice Center	B2030-Exterior Doors	\$ 18,938	\$ 17,103	\$ 1,835
561	Los Angeles	Hollywood Courthouse	B2030-Exterior Doors	\$ 18,787	\$ 17,113	\$ 1,674
562	Alameda	Fremont Hall of Justice	B2030-Exterior Doors	\$ 17,173	\$ 17,173	\$ -
563	Alameda	George E. McDonald Hall of Justice	B2030-Exterior Doors	\$ 17,173	\$ 17,173	\$ -
564	Alameda	Hayward Hall of Justice	B2030-Exterior Doors	\$ 17,173	\$ 17,173	\$ -
565	Sacramento	Gordon Schaber Sacramento Superior Court	B2030-Exterior Doors	\$ 17,346	\$ 17,346	\$ -
566	Tulare	Tulare Division	B2030-Exterior Doors	\$ 25,103	\$ 17,572	\$ 7,531
567	Orange	Betty Lou Lamoreaux Justice Center	B2030-Exterior Doors	\$ 22,174	\$ 17,728	\$ 4,446
568	Imperial	Imperial County Courthouse	B2030-Exterior Doors	\$ 17,941	\$ 17,941	\$ -
569	Los Angeles	Beverly Hills Courthouse	B2030-Exterior Doors	\$ 23,115	\$ 18,381	\$ 4,734
570	Ventura	East County Courthouse	B2030-Exterior Doors	\$ 30,153	\$ 18,619	\$ 11,534
571	Alameda	Fremont Hall of Justice	B2030-Exterior Doors	\$ 23,888	\$ 18,967	\$ 4,921
572	Solano	Hall of Justice	B2030-Exterior Doors	\$ 26,181	\$ 19,065	\$ 7,116
573	San Mateo	Traffic/ Small Claims Annex	B2030-Exterior Doors	\$ 19,202	\$ 19,202	\$ -
574	Los Angeles	Bellflower Courthouse	B2030-Exterior Doors	\$ 24,799	\$ 19,328	\$ 5,471
575	Los Angeles	Downey Courthouse	B2030-Exterior Doors	\$ 23,115	\$ 19,347	\$ 3,768
576	Los Angeles	Inglewood Courthouse	B2030-Exterior Doors	\$ 26,124	\$ 19,478	\$ 6,646
577	San Bernardino	Fontana Courthouse	B2030-Exterior Doors	\$ 23,748	\$ 19,742	\$ 4,006
578	Santa Barbara	Figueroa Division	B2030-Exterior Doors	\$ 19,808	\$ 19,808	\$ -
579	Orange	West Justice Center	B2030-Exterior Doors	\$ 22,174	\$ 20,107	\$ 2,067
580	Riverside	Palm Springs Courts	B2030-Exterior Doors	\$ 50,237	\$ 20,401	\$ 29,836
581	Los Angeles	Downey Courthouse	B2030-Exterior Doors	\$ 24,406	\$ 20,428	\$ 3,978
582	Los Angeles	Beverly Hills Courthouse	B2030-Exterior Doors	\$ 25,775	\$ 20,496	\$ 5,279
583	Los Angeles	Metropolitan Courthouse	B2030-Exterior Doors	\$ 21,877	\$ 20,683	\$ 1,194



Line #	County	Facility Name	Project System Targeted for Renewal	Project Rough Order of Magnitude	Judicial Branch Share of Cost	County Share of Cost
584	San Diego	Kearny Mesa Court	B2030-Exterior Doors	\$ 20,835	\$ 20,835	\$ -
585	Los Angeles	Van Nuys Courthouse West	B2030-Exterior Doors	\$ 26,172	\$ 21,063	\$ 5,109
586	Nevada	Nevada City Courthouse	B2030-Exterior Doors	\$ 32,302	\$ 21,158	\$ 11,144
587	Kern	Bakersfield Justice Bldg.	B2030-Exterior Doors	\$ 21,546	\$ 21,546	\$ -
588	San Mateo	Central Branch	B2030-Exterior Doors	\$ 21,856	\$ 21,856	\$ -
589	Los Angeles	Stanley Mosk Courthouse	B2030-Exterior Doors	\$ 22,553	\$ 21,935	\$ 618
590	San Luis Obispo	Courthouse Annex	B2030-Exterior Doors	\$ 44,636	\$ 22,202	\$ 22,434
591	Los Angeles	Torrance Courthouse	B2030-Exterior Doors	\$ 24,653	\$ 22,294	\$ 2,359
592	Solano	Solano Justice Building	B2030-Exterior Doors	\$ 22,424	\$ 22,424	\$ -
593	Kern	Delano/North Kern Court	B2030-Exterior Doors	\$ 28,270	\$ 22,797	\$ 5,473
594	Contra Costa	Bray Courts	B2030-Exterior Doors	\$ 26,777	\$ 22,900	\$ 3,877
595	Napa	Historic Courthouse	B2030-Exterior Doors	\$ 24,474	\$ 23,003	\$ 1,471
596	Kern	Bakersfield Justice Bldg.	B2030-Exterior Doors	\$ 23,078	\$ 23,078	\$ -
597	Tulare	Visalia Superior Court	B2030-Exterior Doors	\$ 23,164	\$ 23,164	\$ -
598	Kern	Taft Courts Bldg.	B2030-Exterior Doors	\$ 23,800	\$ 23,800	\$ -
599	San Bernardino	Barstow Courthouse	B2030-Exterior Doors	\$ 30,554	\$ 23,811	\$ 6,743
600	San Luis Obispo	Courthouse Annex	B2030-Exterior Doors	\$ 23,849	\$ 23,849	\$ -
601	Alameda	Wiley W. Manuel Courthouse	B2030-Exterior Doors	\$ 23,892	\$ 23,892	\$ -
602	Santa Barbara	Santa Maria Courts Bldgs C + D	B2030-Exterior Doors	\$ 23,928	\$ 23,928	\$ -
603	Los Angeles	Santa Clarita Courthouse	B2030-Exterior Doors	\$ 27,163	\$ 24,009	\$ 3,154
604	San Diego	Kearny Mesa Court	B2030-Exterior Doors	\$ 24,094	\$ 24,094	\$ -
605	San Diego	North County Regional Center - Annex	B2030-Exterior Doors	\$ 24,094	\$ 24,094	\$ -
606	Orange	Harbor Justice Center-Newport Beach Facility	B2030-Exterior Doors	\$ 28,602	\$ 24,117	\$ 4,485
607	Solano	Hall of Justice	B2030-Exterior Doors	\$ 33,129	\$ 24,125	\$ 9,004
608	Kern	Shafter/Wasco Courts Bldg.	B2030-Exterior Doors	\$ 26,924	\$ 24,218	\$ 2,706
609	Los Angeles	Whittier Courthouse	B2030-Exterior Doors	\$ 24,406	\$ 24,406	\$ -
610	Los Angeles	Torrance Courthouse	B2030-Exterior Doors	\$ 27,163	\$ 24,564	\$ 2,599
611	Los Angeles	Downey Courthouse	B2030-Exterior Doors	\$ 29,770	\$ 24,917	\$ 4,853
612	Orange	Betty Lou Lamoreaux Justice Center	B2030-Exterior Doors	\$ 31,277	\$ 25,006	\$ 6,271
613	Los Angeles	Alhambra Courthouse	B2030-Exterior Doors	\$ 29,322	\$ 25,217	\$ 4,105
614	Los Angeles	Stanley Mosk Courthouse	B2030-Exterior Doors	\$ 25,934	\$ 25,223	\$ 711
615	Los Angeles	Edmund D. Edelman Children's Court	B2030-Exterior Doors	\$ 36,217	\$ 25,348	\$ 10,869
616	Los Angeles	Parking Structure Lot 59- Whittier Admin CTR	B2030-Exterior Doors	\$ 25,517	\$ 25,517	\$ -

Line #	County	Facility Name	Project System Targeted for Renewal	Project Rough Order of Magnitude	Judicial Branch Share of Cost	County Share of Cost
617	Alameda	George E. McDonald Hall of Justice	B2030-Exterior Doors	\$ 25,694	\$ 25,694	\$ -
618	Contra Costa	Concord Courthouse	B2030-Exterior Doors	\$ 25,699	\$ 25,699	\$ -
619	Contra Costa	Walnut Creek Courthouse	B2030-Exterior Doors	\$ 25,699	\$ 25,699	\$ -
620	Alameda	Wiley W. Manuel Courthouse	B2030-Exterior Doors	\$ 30,849	\$ 25,851	\$ 4,998
621	Los Angeles	Alfred J. McCourtney Juvenile Justice Center	B2030-Exterior Doors	\$ 37,655	\$ 26,001	\$ 11,654
622	Santa Barbara	Santa Maria Courts, Bldg F	B2030-Exterior Doors	\$ 26,059	\$ 26,059	\$ -
623	Humboldt	Humboldt County Courthouse (Eureka)	B2030-Exterior Doors	\$ 26,083	\$ 26,083	\$ -
624	Shasta	Main Courthouse	B2030-Exterior Doors	\$ 38,266	\$ 26,675	\$ 11,591
625	Solano	Solano Justice Building	B2030-Exterior Doors	\$ 26,993	\$ 26,993	\$ -
626	Riverside	Hall of Justice	B2030-Exterior Doors	\$ 27,069	\$ 27,069	\$ -
627	Los Angeles	Inglewood Courthouse	B2030-Exterior Doors	\$ 37,134	\$ 27,687	\$ 9,447
628	San Bernardino	Victorville Courthouse-Dept. N-1	B2030-Exterior Doors	\$ 43,649	\$ 28,044	\$ 15,605
629	Imperial	Imperial County Courthouse	B2030-Exterior Doors	\$ 28,628	\$ 28,628	\$ -
630	San Mateo	Northern Branch Courthouse	B2030-Exterior Doors	\$ 34,851	\$ 29,000	\$ 5,851
631	Los Angeles	East Los Angeles Courthouse	B2030-Exterior Doors	\$ 37,666	\$ 29,274	\$ 8,392
632	Los Angeles	Beverly Hills Courthouse	B2030-Exterior Doors	\$ 36,979	\$ 29,406	\$ 7,573
633	San Bernardino	Barstow Courthouse	B2030-Exterior Doors	\$ 38,004	\$ 29,617	\$ 8,387
634	Los Angeles	East Los Angeles Courthouse	B2030-Exterior Doors	\$ 38,525	\$ 29,942	\$ 8,583
635	Kern	Arvin/ Lamont Branch	B2030-Exterior Doors	\$ 49,351	\$ 30,060	\$ 19,291
636	Santa Barbara	Santa Maria Courts, Bldg G	B2030-Exterior Doors	\$ 30,175	\$ 30,175	\$ -
637	Los Angeles	Santa Monica Courthouse	B2030-Exterior Doors	\$ 38,662	\$ 30,346	\$ 8,316
638	Santa Barbara	Santa Maria Courts, Bldgs. A + B	B2030-Exterior Doors	\$ 30,622	\$ 30,622	\$ -
639	Kern	Bakersfield Juvenile Center	B2030-Exterior Doors	\$ 45,871	\$ 30,623	\$ 15,248
640	Kern	Bakersfield Juvenile Center	B2030-Exterior Doors	\$ 46,156	\$ 30,814	\$ 15,342
641	Los Angeles	Van Nuys Courthouse East	B2030-Exterior Doors	\$ 34,701	\$ 31,141	\$ 3,560
642	Kings	Avenal Court	B2030-Exterior Doors	\$ 31,427	\$ 31,427	\$ -
643	Los Angeles	El Monte Courthouse	B2030-Exterior Doors	\$ 54,325	\$ 31,574	\$ 22,751
644	Los Angeles	Norwalk Courthouse	B2030-Exterior Doors	\$ 37,666	\$ 32,027	\$ 5,639
645	Kings	Corcoran Court	B2030-Exterior Doors	\$ 36,982	\$ 32,396	\$ 4,586
646	Santa Clara	Downtown Superior Court	B2030-Exterior Doors	\$ 32,882	\$ 32,882	\$ -
647	Los Angeles	Pomona Courthouse South	B2030-Exterior Doors	\$ 34,023	\$ 34,023	\$ -
648	Los Angeles	West Covina Courthouse	B2030-Exterior Doors	\$ 34,023	\$ 34,023	\$ -
649	Alameda	Fremont Hall of Justice	B2030-Exterior Doors	\$ 43,181	\$ 34,286	\$ 8,895
650	Solano	Hall of Justice	B2030-Exterior Doors	\$ 47,238	\$ 34,399	\$ 12,839



Line #	County	Facility Name	Project System Targeted for Renewal	Project Rough Order of Magnitude	Judicial Branch Share of Cost	County Share of Cost
651	Kern	Arvin/ Lamont Branch	B2030-Exterior Doors	\$ 57,338	\$ 34,925	\$ 22,413
652	Los Angeles	Central Arraignment Courts	B2030-Exterior Doors	\$ 38,777	\$ 34,988	\$ 3,789
653	Riverside	Corona	B2030-Exterior Doors	\$ 64,776	\$ 34,998	\$ 29,778
654	Los Angeles	Inglewood Juvenile Court	B2030-Exterior Doors	\$ 35,015	\$ 35,015	\$ -
655	Orange	North Justice Center	B2030-Exterior Doors	\$ 39,550	\$ 35,718	\$ 3,832
656	San Mateo	Northern Branch Courthouse	B2030-Exterior Doors	\$ 43,968	\$ 36,586	\$ 7,382
657	Kern	Bakersfield Justice Bldg.	B2030-Exterior Doors	\$ 36,757	\$ 36,757	\$ -
658	Los Angeles	Beverly Hills Courthouse	B2030-Exterior Doors	\$ 46,967	\$ 37,348	\$ 9,619
659	Los Angeles	Edmund D. Edelman Children's Court	B2030-Exterior Doors	\$ 53,486	\$ 37,435	\$ 16,051
660	Los Angeles	East Los Angeles Courthouse	B2030-Exterior Doors	\$ 49,224	\$ 38,257	\$ 10,967
661	Kern	Delano/North Kern Court	B2030-Exterior Doors	\$ 47,599	\$ 38,384	\$ 9,215
662	Los Angeles	Van Nuys Courthouse East	B2030-Exterior Doors	\$ 43,236	\$ 38,800	\$ 4,436
663	Orange	West Justice Center	B2030-Exterior Doors	\$ 39,097	\$ 39,097	\$ -
664	Los Angeles	East Los Angeles Courthouse	B2030-Exterior Doors	\$ 51,702	\$ 40,183	\$ 11,519
665	Los Angeles	Metropolitan Courthouse	B2030-Exterior Doors	\$ 42,594	\$ 40,268	\$ 2,326
666	Solano	Solano Justice Building	B2030-Exterior Doors	\$ 40,324	\$ 40,324	\$ -
667	Los Angeles	East Los Angeles Courthouse	B2030-Exterior Doors	\$ 52,276	\$ 40,629	\$ 11,647
668	San Diego	East County Regional Center	B2030-Exterior Doors	\$ 60,234	\$ 40,784	\$ 19,450
669	Los Angeles	Inglewood Courthouse	B2030-Exterior Doors	\$ 54,871	\$ 40,912	\$ 13,959
670	Los Angeles	Hollywood Courthouse	B2030-Exterior Doors	\$ 45,106	\$ 41,087	\$ 4,019
671	Kern	Shafter/Wasco Courts Bldg.	B2030-Exterior Doors	\$ 45,871	\$ 41,261	\$ 4,610
672	Kern	Bakersfield Juvenile Center	B2030-Exterior Doors	\$ 63,451	\$ 42,360	\$ 21,091
673	Los Angeles	Whittier Courthouse	B2030-Exterior Doors	\$ 42,529	\$ 42,529	\$ -
674	Los Angeles	Santa Monica Courthouse	B2030-Exterior Doors	\$ 56,360	\$ 44,237	\$ 12,123
675	Tulare	Visalia Superior Court	B2030-Exterior Doors	\$ 44,358	\$ 44,358	\$ -
676	Tulare	Visalia Superior Court	B2030-Exterior Doors	\$ 44,358	\$ 44,358	\$ -
677	San Diego	Juvenile Court	B2030-Exterior Doors	\$ 60,234	\$ 44,947	\$ 15,287
678	Orange	Betty Lou Lamoreaux Justice Center	B2030-Exterior Doors	\$ 57,204	\$ 45,735	\$ 11,469
679	Napa	Historic Courthouse	B2030-Exterior Doors	\$ 48,947	\$ 46,005	\$ 2,942
680	Orange	Harbor Justice Center-Newport Beach Facility	B2030-Exterior Doors	\$ 54,735	\$ 46,153	\$ 8,582
681	San Diego	County Courthouse	B2030-Exterior Doors	\$ 60,234	\$ 46,633	\$ 13,601
682	Los Angeles	Pomona Courthouse North	B2030-Exterior Doors	\$ 46,781	\$ 46,781	\$ -
683	Los Angeles	Edmund D. Edelman Children's Court	B2030-Exterior Doors	\$ 67,659	\$ 47,355	\$ 20,304
684	San Diego	North County Regional Center - North	B2030-Exterior Doors	\$ 47,872	\$ 47,872	\$ -



Line #	County	Facility Name	Project System Targeted for Renewal	Project Rough Order of Magnitude	Judicial Branch Share of Cost	County Share of Cost
685	Ventura	East County Courthouse	B2030-Exterior Doors	\$ 77,908	\$ 48,108	\$ 29,800
686	San Bernardino	Victorville Courthouse-Dept. N-1	B2030-Exterior Doors	\$ 76,008	\$ 48,835	\$ 27,173
687	San Bernardino	San Bernardino Courthouse - Annex	B2030-Exterior Doors	\$ 51,076	\$ 48,849	\$ 2,227
688	Solano	Hall of Justice	B2030-Exterior Doors	\$ 67,207	\$ 48,940	\$ 18,267
689	Los Angeles	Compton Courthouse	B2030-Exterior Doors	\$ 49,597	\$ 49,597	\$ -
690	Los Angeles	Pomona Courthouse North	B2030-Exterior Doors	\$ 49,597	\$ 49,597	\$ -
691	Santa Barbara	Santa Maria Courts Bldgs C + D	B2030-Exterior Doors	\$ 90,834	\$ 49,686	\$ 41,148
692	Kern	Bakersfield Superior Court	B2030-Exterior Doors	\$ 50,002	\$ 50,002	\$ -
693	Alameda	Fremont Hall of Justice	B2030-Exterior Doors	\$ 64,234	\$ 51,002	\$ 13,232
694	Los Angeles	Glendale Courthouse	B2030-Exterior Doors	\$ 56,360	\$ 51,028	\$ 5,332
695	Fresno	Fresno County Courthouse	B2030-Exterior Doors	\$ 51,278	\$ 51,278	\$ -
696	Contra Costa	Wakefield Taylor Courthouse	B2030-Exterior Doors	\$ 51,398	\$ 51,398	\$ -
697	Riverside	Hemet	B2030-Exterior Doors	\$ 51,620	\$ 51,620	\$ -
698	Los Angeles	Alhambra Courthouse	B2030-Exterior Doors	\$ 60,024	\$ 51,621	\$ 8,403
699	Orange	North Justice Center	B2030-Exterior Doors	\$ 57,663	\$ 52,075	\$ 5,588
700	Los Angeles	Inglewood Courthouse	B2030-Exterior Doors	\$ 70,030	\$ 52,214	\$ 17,816
701	Santa Clara	Hall of Justice (East)	B2030-Exterior Doors	\$ 52,587	\$ 52,587	\$ -
702	Los Angeles	Norwalk Courthouse	B2030-Exterior Doors	\$ 62,475	\$ 53,122	\$ 9,353
703	Los Angeles	Clara Shortridge Foltz Criminal Justice Center	B2030-Exterior Doors	\$ 77,553	\$ 53,349	\$ 24,204
704	Alameda	Wiley W. Manuel Courthouse	B2030-Exterior Doors	\$ 64,248	\$ 54,983	\$ 9,265
705	Orange	Betty Lou Lamoreaux Justice Center	B2030-Exterior Doors	\$ 69,417	\$ 55,499	\$ 13,918
706	Fresno	Fresno County Courthouse	B2030-Exterior Doors	\$ 56,975	\$ 56,975	\$ -
707	Orange	West Justice Center	B2030-Exterior Doors	\$ 57,204	\$ 57,204	\$ -
708	San Diego	County Courthouse	B2030-Exterior Doors	\$ 74,852	\$ 57,950	\$ 16,902
709	Alameda	Fremont Hall of Justice	B2030-Exterior Doors	\$ 73,198	\$ 58,119	\$ 15,079
710	San Bernardino	San Bernardino Courthouse - Annex	B2030-Exterior Doors	\$ 63,340	\$ 60,578	\$ 2,762
711	Los Angeles	Whittier Courthouse	B2030-Exterior Doors	\$ 61,997	\$ 61,997	\$ -
712	Orange	Central Justice Center	B2030-Exterior Doors	\$ 62,555	\$ 62,555	\$ -
713	Los Angeles	Compton Courthouse	B2030-Exterior Doors	\$ 97,625	\$ 64,559	\$ 33,066
714	San Luis Obispo	Courthouse Annex	B2030-Exterior Doors	\$ 130,619	\$ 64,970	\$ 65,649
715	Kern	Bakersfield Justice Bldg.	B2030-Exterior Doors	\$ 68,806	\$ 68,806	\$ -
716	Los Angeles	Downey Courthouse	B2030-Exterior Doors	\$ 86,795	\$ 72,647	\$ 14,148
717	Los Angeles	Torrance Courthouse	B2030-Exterior Doors	\$ 80,547	\$ 72,839	\$ 7,708
718	Orange	West Justice Center	B2030-Exterior Doors	\$ 82,830	\$ 75,110	\$ 7,720
719	Los Angeles	Metropolitan Courthouse	B2030-Exterior Doors	\$ 80,121	\$ 75,746	\$ 4,375





Line #	County	Facility Name	Project System Targeted for Renewal	Project Rough Order of Magnitude	Judicial Branch Share of Cost	County Share of Cost
720	Santa Barbara	Santa Maria Courts, Bldg G	B2030-Exterior Doors	\$ 78,667	\$ 75,906	\$ 2,761
721	Los Angeles	Stanley Mosk Courthouse	B2030-Exterior Doors	\$ 78,658	\$ 76,503	\$ 2,155
722	Los Angeles	Clara Shortridge Foltz Criminal Justice Center	B2030-Exterior Doors	\$ 113,430	\$ 78,028	\$ 35,402
723	Los Angeles	Alhambra Courthouse	B2030-Exterior Doors	\$ 91,099	\$ 78,345	\$ 12,754
724	Orange	Harbor Justice Center-Newport Beach Facility	B2030-Exterior Doors	\$ 94,663	\$ 79,820	\$ 14,843
725	Los Angeles	Metropolitan Courthouse	B2030-Exterior Doors	\$ 84,541	\$ 79,925	\$ 4,616
726	San Diego	North County Regional Center - North	B2030-Exterior Doors	\$ 84,327	\$ 84,327	\$ -
727	Los Angeles	Clara Shortridge Foltz Criminal Justice Center	B2030-Exterior Doors	\$ 125,552	\$ 86,367	\$ 39,185
728	San Bernardino	Chino Courthouse	B2030-Exterior Doors	\$ 88,434	\$ 88,434	\$ -
729	Los Angeles	Stanley Mosk Courthouse	B2030-Exterior Doors	\$ 93,934	\$ 91,360	\$ 2,574
730	Orange	Central Justice Center	B2030-Exterior Doors	\$ 92,967	\$ 92,967	\$ -
731	Santa Barbara	Santa Maria Courts Bldgs C + D	B2030-Exterior Doors	\$ 95,713	\$ 95,713	\$ -
732	Los Angeles	Stanley Mosk Courthouse	B2030-Exterior Doors	\$ 99,232	\$ 96,513	\$ 2,719
733	Sacramento	Gordon Schaber Sacramento Superior Court	B2030-Exterior Doors	\$ 104,681	\$ 104,681	\$ -
734	Riverside	Hall of Justice	B2030-Exterior Doors	\$ 107,076	\$ 107,076	\$ -
735	Placer	Historic Courthouse	B2030-Exterior Doors	\$ 143,987	\$ 110,870	\$ 33,117
736	Los Angeles	Bellflower Courthouse	B2030-Exterior Doors	\$ 153,103	\$ 119,328	\$ 33,775
737	Orange	Central Justice Center	B2030-Exterior Doors	\$ 133,044	\$ 121,296	\$ 11,748
738	Los Angeles	Pomona Courthouse South	B2030-Exterior Doors	\$ 123,993	\$ 123,993	\$ -
739	Kern	Bakersfield Superior Court	B2030-Exterior Doors	\$ 126,144	\$ 126,144	\$ -
740	Los Angeles	Metropolitan Courthouse	B2030-Exterior Doors	\$ 135,318	\$ 127,930	\$ 7,388
741	Los Angeles	Stanley Mosk Courthouse	B2030-Exterior Doors	\$ 135,590	\$ 131,875	\$ 3,715
742	San Francisco	Polk St. Annex	B2030-Exterior Doors	\$ 132,871	\$ 132,871	\$ -
743	Los Angeles	San Fernando Courthouse	B2030-Exterior Doors	\$ 160,221	\$ 133,640	\$ 26,581
744	Los Angeles	Central Arraignment Courts	B2030-Exterior Doors	\$ 150,663	\$ 135,943	\$ 14,720
745	Los Angeles	Bellflower Courthouse	B2030-Exterior Doors	\$ 177,216	\$ 138,122	\$ 39,094
746	Orange	West Justice Center	B2030-Exterior Doors	\$ 157,909	\$ 143,192	\$ 14,717
747	San Diego	South County Regional Center	B2030-Exterior Doors	\$ 157,190	\$ 157,190	\$ -
748	Los Angeles	West Covina Courthouse	B2030-Exterior Doors	\$ 161,191	\$ 161,191	\$ -
749	Orange	Central Justice Center	B2030-Exterior Doors	\$ 163,440	\$ 163,440	\$ -
750	Los Angeles	Bellflower Courthouse	B2030-Exterior Doors	\$ 219,655	\$ 171,199	\$ 48,456



Line #	County	Facility Name	Project System Targeted for Renewal	Project Rough Order of Magnitude	Judicial Branch Share of Cost	County Share of Cost
751	Riverside	Family Law Court	B2030-Exterior Doors	\$ 200,206	\$ 200,206	\$ -
752	Los Angeles	Stanley Mosk Courthouse	B2030-Exterior Doors	\$ 217,792	\$ 211,824	\$ 5,968
753	Los Angeles	Norwalk Courthouse	B2030-Exterior Doors	\$ 475,796	\$ 404,569	\$ 71,227
754	Sacramento	Carol Miller Justice Center Court Facility	B2030-Exterior Doors	\$ 528,655	\$ 516,760	\$ 11,895
755	San Francisco	Civic Center Courthouse	B2039-Other Doors and Entrances	\$ 4,387	\$ 4,387	\$ -
756	Los Angeles	Alfred J. McCourtney Juvenile Justice Center	B3010-Roof Coverings	\$ 35,165	\$ 24,281	\$ 10,884
757	Los Angeles	Norwalk Courthouse	B3010-Roof Coverings	\$ 46,163	\$ 39,252	\$ 6,911
758	Los Angeles	Norwalk Courthouse	B3010-Roof Coverings	\$ 81,150	\$ 69,002	\$ 12,148
759	Los Angeles	Hollywood Courthouse	B3010-Roof Coverings	\$ 209,569	\$ 190,896	\$ 18,673
760	Los Angeles	Alfred J. McCourtney Juvenile Justice Center	B3010-Roof Coverings	\$ 300,956	\$ 207,810	\$ 93,146
761	Los Angeles	Alfred J. McCourtney Juvenile Justice Center	B3010-Roof Coverings	\$ 375,074	\$ 258,989	\$ 116,085
762	Los Angeles	East Los Angeles Courthouse	B3010-Roof Coverings	\$ 405,750	\$ 315,349	\$ 90,401
763	Los Angeles	Norwalk Courthouse	B3010-Roof Coverings	\$ 375,074	\$ 318,925	\$ 56,149
764	Los Angeles	Metropolitan Courthouse	B3010-Roof Coverings	\$ 396,795	\$ 375,130	\$ 21,665
765	Los Angeles	Alhambra Courthouse	B3010-Roof Coverings	\$ 468,996	\$ 403,337	\$ 65,659
766	Los Angeles	Clara Shortridge Foltz Criminal Justice Center	B3010-Roof Coverings	\$ 738,479	\$ 508,000	\$ 230,479
767	Los Angeles	Michael D. Antonovich Antelope Valley Courthouse	B3010-Roof Coverings	\$ 731,703	\$ 537,875	\$ 193,828
768	Los Angeles	Clara Shortridge Foltz Criminal Justice Center	B3010-Roof Coverings	\$ 923,258	\$ 635,109	\$ 288,149
769	Los Angeles	Central Arraignment Courts	B3010-Roof Coverings	\$ 743,876	\$ 671,199	\$ 72,677
770	Los Angeles	Michael D. Antonovich Antelope Valley Courthouse	B3010-Roof Coverings	\$ 995,388	\$ 731,710	\$ 263,678
771	Los Angeles	Clara Shortridge Foltz Criminal Justice Center	B3011-Roof Finishes	\$ 38,705	\$ 26,625	\$ 12,080
772	Los Angeles	Clara Shortridge Foltz Criminal Justice Center	B3015-Roof Eaves and Soffits	\$ 197,721	\$ 136,012	\$ 61,709
773	Los Angeles	Clara Shortridge Foltz Criminal Justice Center	B3015-Roof Eaves and Soffits	\$ 601,392	\$ 413,698	\$ 187,694
774	Orange	Civil Complex Center ("CXC")	B3021-Glazed Roof Openings	\$ 1,289	\$ 1,289	\$ -
775	San Mateo	Northern Branch Courthouse	B3021-Glazed Roof Openings	\$ 1,838	\$ 1,529	\$ 309

Line #	County	Facility Name	Project System Targeted for Renewal	Project Rough Order of Magnitude	Judicial Branch Share of Cost	County Share of Cost
776	Contra Costa	Concord Courthouse	B3021-Glazed Roof Openings	\$ 3,301	\$ 3,301	\$ -
777	Los Angeles	Downey Courthouse	B3021-Glazed Roof Openings	\$ 6,976	\$ 5,839	\$ 1,137
778	Orange	West Justice Center	B3021-Glazed Roof Openings	\$ 9,842	\$ 9,842	\$ -
779	Los Angeles	East Los Angeles Courthouse	B3021-Glazed Roof Openings	\$ 16,735	\$ 13,006	\$ 3,729
780	Kern	Shafter/Wasco Courts Bldg.	B3021-Glazed Roof Openings	\$ 15,333	\$ 13,792	\$ 1,541
781	Nevada	Nevada City Courthouse	B3021-Glazed Roof Openings	\$ 43,604	\$ 28,561	\$ 15,043
782	Santa Clara	Historic Courthouse	B3021-Glazed Roof Openings	\$ 31,786	\$ 31,786	\$ -
783	Solano	Solano Justice Building	B3021-Glazed Roof Openings	\$ 45,751	\$ 34,817	\$ 10,934
784	Kern	Arvin/ Lamont Branch	B3021-Glazed Roof Openings	\$ 61,332	\$ 37,357	\$ 23,975
785	Orange	Harbor Justice Center-Newport Beach Facility	B3021-Glazed Roof Openings	\$ 54,675	\$ 54,675	\$ -
786	Imperial	Imperial County Courthouse	B3021-Glazed Roof Openings	\$ 65,221	\$ 65,221	\$ -
787	Los Angeles	Van Nuys Courthouse West	B3021-Glazed Roof Openings	\$ 156,389	\$ 125,862	\$ 30,527
788	Del Norte	Del Norte County Superior Court	B3021-Glazed Roof Openings	\$ 254,670	\$ 156,036	\$ 98,634
789	Orange	Betty Lou Lamoreaux Justice Center	B3021-Glazed Roof Openings	\$ 221,719	\$ 177,264	\$ 44,455
790	Los Angeles	Edmund D. Edelman Children's Court	B3021-Glazed Roof Openings	\$ 350,327	\$ 245,194	\$ 105,133
791	San Luis Obispo	Courthouse Annex	B3021-Glazed Roof Openings	\$ 787,406	\$ 391,656	\$ 395,750
792	San Diego	East County Regional Center	B3021-Glazed Roof Openings	\$ 778,000	\$ 526,784	\$ 251,216
793	Riverside	Corona	B3022-Roof Hatches	\$ 1,719	\$ 929	\$ 790
794	Tulare	Tulare Division	B3022-Roof Hatches	\$ 1,567	\$ 1,097	\$ 470
795	San Diego	Kearny Mesa Court	B3022-Roof Hatches	\$ 1,636	\$ 1,636	\$ -
796	Contra Costa	Concord Courthouse	B3022-Roof Hatches	\$ 1,723	\$ 1,723	\$ -
797	Contra Costa	Walnut Creek Courthouse	B3022-Roof Hatches	\$ 1,723	\$ 1,723	\$ -
798	Los Angeles	El Monte Courthouse	B3022-Roof Hatches	\$ 3,398	\$ 1,975	\$ 1,423
799	Nevada	Nevada City Courthouse	B3022-Roof Hatches	\$ 3,638	\$ 2,383	\$ 1,255
800	Los Angeles	Eastlake Juvenile Court	B3022-Roof Hatches	\$ 5,097	\$ 2,792	\$ 2,305
801	Orange	Central Justice Center	B3022-Roof Hatches	\$ 3,425	\$ 3,123	\$ 302
802	Fresno	Fresno County Courthouse	B3022-Roof Hatches	\$ 3,309	\$ 3,174	\$ 135
803	Orange	West Justice Center	B3022-Roof Hatches	\$ 3,425	\$ 3,425	\$ -
804	Los Angeles	Santa Clarita Courthouse	B3022-Roof Hatches	\$ 5,091	\$ 4,500	\$ 591
805	Mendocino	County Courthouse	B30-Roofing	\$ 1,204	\$ 814	\$ 390
806	Orange	Betty Lou Lamoreaux Justice Center	B30-Roofing	\$ 1,421	\$ 1,136	\$ 285
807	San Mateo	Northern Branch Courthouse	B30-Roofing	\$ 1,554	\$ 1,293	\$ 261
808	Santa Barbara	Santa Maria Courts Bldgs C + D	B30-Roofing	\$ 2,517	\$ 1,377	\$ 1,140
809	San Mateo	Central Branch	B30-Roofing	\$ 1,486	\$ 1,486	\$ -
810	Santa Barbara	Santa Maria Courts, Bldgs. A + B	B30-Roofing	\$ 6,562	\$ 1,511	\$ 5,051

Line #	County	Facility Name	Project System Targeted for Renewal	Project Rough Order of Magnitude	Judicial Branch Share of Cost	County Share of Cost
811	San Mateo	Traffic/ Small Claims Annex	B30-Roofing	\$ 1,554	\$ 1,554	\$ -
812	Los Angeles	Burbank Courthouse	B30-Roofing	\$ 3,054	\$ 2,772	\$ 282
813	Los Angeles	San Fernando Courthouse	B30-Roofing	\$ 2,959	\$ 2,959	\$ -
814	Los Angeles	Monrovia Training Center	B30-Roofing	\$ 4,487	\$ 3,154	\$ 1,333
815	San Luis Obispo	1070 Palm St.	B30-Roofing	\$ 3,565	\$ 3,565	\$ -
816	Santa Cruz	Main Courthouse	B30-Roofing	\$ 3,733	\$ 3,700	\$ 33
817	Contra Costa	Concord Courthouse	B30-Roofing	\$ 3,788	\$ 3,788	\$ -
818	San Diego	Juvenile Court	B30-Roofing	\$ 5,418	\$ 4,043	\$ 1,375
819	Santa Barbara	Santa Maria Courts, Bldg F	B30-Roofing	\$ 4,805	\$ 4,805	\$ -
820	Alameda	Hayward Hall of Justice	B30-Roofing	\$ 5,932	\$ 5,238	\$ 694
821	Los Angeles	Hall of Records	B30-Roofing	\$ 59,439	\$ 6,295	\$ 53,144
822	Santa Barbara	Santa Maria Courts Bldgs C + D	B30-Roofing	\$ 14,367	\$ 7,859	\$ 6,508
823	Santa Barbara	Santa Maria Courts, Bldg F	B30-Roofing	\$ 8,068	\$ 8,068	\$ -
824	Los Angeles	Monrovia Training Center	B30-Roofing	\$ 13,772	\$ 9,680	\$ 4,092
825	Los Angeles	Chatsworth Courthouse	B30-Roofing	\$ 11,844	\$ 9,925	\$ 1,919
826	Los Angeles	Monrovia Training Center	B30-Roofing	\$ 14,547	\$ 10,225	\$ 4,322
827	Butte	Butte County Courthouse	B30-Roofing	\$ 10,418	\$ 10,418	\$ -
828	Riverside	Blythe Courthouse - Superior Court	B30-Roofing	\$ 10,432	\$ 10,432	\$ -
829	Riverside	Blythe Courthouse - Superior Court	B30-Roofing	\$ 11,122	\$ 11,122	\$ -
830	Santa Barbara	Santa Maria Juvenile Court (New)	B30-Roofing	\$ 12,143	\$ 12,143	\$ -
831	Santa Barbara	Figuroa Division	B30-Roofing	\$ 12,876	\$ 12,876	\$ -
832	San Bernardino	Victorville Courthouse-Dept. N-1	B30-Roofing	\$ 20,925	\$ 13,444	\$ 7,481
833	Santa Barbara	Santa Maria Courts Bldgs C + D	B30-Roofing	\$ 26,426	\$ 14,455	\$ 11,971
834	Los Angeles	Chatsworth Courthouse	B30-Roofing	\$ 18,072	\$ 15,144	\$ 2,928
835	Napa	Historic Courthouse	B30-Roofing	\$ 16,769	\$ 15,761	\$ 1,008
836	El Dorado	Main St. Courthouse	B30-Roofing	\$ 16,533	\$ 16,533	\$ -
837	San Diego	Department 10 Trailer	B30-Roofing	\$ 28,544	\$ 21,300	\$ 7,244
838	San Diego	Department 9 Trailer	B30-Roofing	\$ 28,544	\$ 21,300	\$ 7,244
839	Riverside	Riverside Juvenile Justice Trailers	B30-Roofing	\$ 21,560	\$ 21,560	\$ -
840	Los Angeles	Burbank Courthouse	B30-Roofing	\$ 24,103	\$ 21,876	\$ 2,227
841	Del Norte	Del Norte County Superior Court	B30-Roofing	\$ 36,447	\$ 22,331	\$ 14,116
842	Santa Barbara	Santa Maria Courts, Bldg G	B30-Roofing	\$ 24,286	\$ 24,286	\$ -
843	Los Angeles	Van Nuys Courthouse West	B30-Roofing	\$ 31,067	\$ 25,003	\$ 6,064
844	Butte	Paradise Courthouse	B30-Roofing	\$ 52,090	\$ 25,519	\$ 26,571
845	Los Angeles	Glendale Courthouse	B30-Roofing	\$ 31,158	\$ 28,210	\$ 2,948
846	Los Angeles	Glendale Courthouse	B30-Roofing	\$ 35,057	\$ 31,741	\$ 3,316



Line #	County	Facility Name	Project System Targeted for Renewal	Project Rough Order of Magnitude	Judicial Branch Share of Cost	County Share of Cost
847	Riverside	Hall of Justice	B30-Roofing	\$ 39,976	\$ 39,976	\$ -
848	San Luis Obispo	Grover Beach Branch	B30-Roofing	\$ 42,412	\$ 42,412	\$ -
849	Orange	Civil Complex Center ("CXC")	B30-Roofing	\$ 43,275	\$ 43,275	\$ -
850	San Diego	North County Regional Center - North	B30-Roofing	\$ 43,331	\$ 43,331	\$ -
851	Santa Barbara	Santa Maria Courts Bldgs C + D	B30-Roofing	\$ 80,972	\$ 44,292	\$ 36,680
852	Kings	Corcoran Court	B30-Roofing	\$ 58,428	\$ 51,183	\$ 7,245
853	Los Angeles	Chatsworth Courthouse	B30-Roofing	\$ 66,235	\$ 55,505	\$ 10,730
854	Nevada	Nevada City Courthouse	B30-Roofing	\$ 86,302	\$ 56,528	\$ 29,774
855	Los Angeles	Chatsworth Courthouse	B30-Roofing	\$ 68,958	\$ 57,787	\$ 11,171
856	Placer	Historic Courthouse	B30-Roofing	\$ 77,749	\$ 59,867	\$ 17,882
857	Nevada	Nevada City Courthouse	B30-Roofing	\$ 91,475	\$ 59,916	\$ 31,559
858	Los Angeles	Glendale Courthouse	B30-Roofing	\$ 67,744	\$ 61,335	\$ 6,409
859	Los Angeles	Santa Clarita Courthouse	B30-Roofing	\$ 70,003	\$ 61,876	\$ 8,127
860	Humboldt	Humboldt County Courthouse (Eureka)	B30-Roofing	\$ 190,918	\$ 63,690	\$ 127,228
861	Riverside	Corona	B30-Roofing	\$ 119,777	\$ 64,716	\$ 55,061
862	Yolo	Family Support	B30-Roofing	\$ 394,958	\$ 65,958	\$ 329,000
863	San Diego	Hall of Justice	B30-Roofing	\$ 165,066	\$ 66,423	\$ 98,643
864	Los Angeles	San Fernando Courthouse	B30-Roofing	\$ 80,650	\$ 67,270	\$ 13,380
865	Santa Barbara	Santa Maria Courts Bldgs C + D	B30-Roofing	\$ 96,081	\$ 71,254	\$ 24,827
866	Los Angeles	Burbank Courthouse	B30-Roofing	\$ 90,816	\$ 82,425	\$ 8,391
867	San Bernardino	Fontana Courthouse	B30-Roofing	\$ 99,260	\$ 82,515	\$ 16,745
868	Santa Barbara	Santa Maria Courts, Bldg G	B30-Roofing	\$ 86,265	\$ 83,237	\$ 3,028
869	Los Angeles	Glendale Courthouse	B30-Roofing	\$ 94,283	\$ 85,364	\$ 8,919
870	Siskiyou	Siskiyou County Courthouse	B30-Roofing	\$ 254,093	\$ 85,451	\$ 168,642
871	Kern	Taft Courts Bldg.	B30-Roofing	\$ 87,045	\$ 87,045	\$ -
872	San Bernardino	Victorville Courthouse-Dept. N-1	B30-Roofing	\$ 152,249	\$ 97,820	\$ 54,429
873	El Dorado	Johnson Bldg.	B30-Roofing	\$ 107,405	\$ 107,405	\$ -
874	Santa Barbara	Santa Maria Courts Bldgs C + D	B30-Roofing	\$ 202,062	\$ 110,528	\$ 91,534
875	Santa Barbara	Santa Maria Courts Bldgs C + D	B30-Roofing	\$ 202,062	\$ 110,528	\$ 91,534
876	San Mateo	Traffic/ Small Claims Annex	B30-Roofing	\$ 111,827	\$ 111,827	\$ -
877	Los Angeles	Chatsworth Courthouse	B30-Roofing	\$ 145,176	\$ 121,657	\$ 23,519
878	Orange	Civil Complex Center ("CXC")	B30-Roofing	\$ 130,309	\$ 130,309	\$ -
879	Tulare	Tulare Division	B30-Roofing	\$ 131,282	\$ 131,282	\$ -
880	Los Angeles	Glendale Courthouse	B30-Roofing	\$ 149,675	\$ 135,516	\$ 14,159



Line #	County	Facility Name	Project System Targeted for Renewal	Project Rough Order of Magnitude	Judicial Branch Share of Cost	County Share of Cost
881	Santa Barbara	Santa Maria Courts Bldgs C + D	B30-Roofing	\$ 141,401	\$ 141,401	\$ -
882	Los Angeles	San Fernando Courthouse	B30-Roofing	\$ 173,078	\$ 144,364	\$ 28,714
883	Nevada	Nevada City Courthouse Annex	B30-Roofing	\$ 365,898	\$ 156,275	\$ 209,623
884	Fresno	Fresno County Courthouse	B30-Roofing	\$ 166,707	\$ 159,889	\$ 6,818
885	Siskiyou	Siskiyou County Courthouse	B30-Roofing	\$ 489,388	\$ 164,581	\$ 324,807
886	Riverside	Blythe Courthouse - Superior Court	B30-Roofing	\$ 164,932	\$ 164,932	\$ -
887	Kern	Delano/North Kern Court	B30-Roofing	\$ 204,786	\$ 165,139	\$ 39,647
888	Contra Costa	Concord Courthouse	B30-Roofing	\$ 166,558	\$ 166,558	\$ -
889	Merced	Old Court	B30-Roofing	\$ 169,635	\$ 169,635	\$ -
890	Riverside	Family Law Court	B30-Roofing	\$ 191,993	\$ 191,993	\$ -
891	Los Angeles	Whittier Courthouse	B30-Roofing	\$ 222,868	\$ 192,625	\$ 30,243
892	Contra Costa	Jail Annex	B30-Roofing	\$ 196,683	\$ 196,683	\$ -
893	Los Angeles	Sylmar Juvenile Court	B30-Roofing	\$ 574,407	\$ 197,079	\$ 377,328
894	Kern	Bakersfield Juvenile Center	B30-Roofing	\$ 201,622	\$ 201,622	\$ -
895	El Dorado	Main St. Courthouse	B30-Roofing	\$ 203,036	\$ 203,036	\$ -
896	Los Angeles	Airport Courthouse	B30-Roofing	\$ 271,993	\$ 209,897	\$ 62,096
897	Solano	Hall of Justice	B30-Roofing	\$ 300,896	\$ 219,112	\$ 81,784
898	San Bernardino	Chino Courthouse	B30-Roofing	\$ 220,643	\$ 220,643	\$ -
899	Contra Costa	Wakefield Taylor Courthouse	B30-Roofing	\$ 220,689	\$ 220,689	\$ -
900	Alameda	Hayward Hall of Justice	B30-Roofing	\$ 225,532	\$ 225,532	\$ -
901	Los Angeles	Stanley Mosk Courthouse	B30-Roofing	\$ 232,021	\$ 225,664	\$ 6,357
902	Santa Clara	Historic Courthouse	B30-Roofing	\$ 230,200	\$ 230,200	\$ -
903	Kern	Shafter/Wasco Courts Bldg.	B30-Roofing	\$ 238,545	\$ 238,545	\$ -
904	Los Angeles	San Fernando Courthouse	B30-Roofing	\$ 293,544	\$ 244,845	\$ 48,699
905	Contra Costa	Wakefield Taylor Courthouse	B30-Roofing	\$ 252,687	\$ 252,687	\$ -
906	Napa	Criminal Court Building	B30-Roofing	\$ 260,697	\$ 260,697	\$ -
907	Los Angeles	Beverly Hills Courthouse	B30-Roofing	\$ 337,549	\$ 268,419	\$ 69,130
908	Los Angeles	Inglewood Courthouse	B30-Roofing	\$ 362,535	\$ 270,306	\$ 92,229
909	Riverside	Riverside Juvenile Court	B30-Roofing	\$ 573,565	\$ 282,997	\$ 290,568
910	Los Angeles	Van Nuys Courthouse West	B30-Roofing	\$ 351,929	\$ 283,232	\$ 68,697
911	Los Angeles	Whittier Courthouse	B30-Roofing	\$ 330,951	\$ 286,041	\$ 44,910
912	Sacramento	Gordon Schaber Sacramento Superior Court	B30-Roofing	\$ 299,148	\$ 299,148	\$ -
913	Los Angeles	Pasadena Courthouse	B30-Roofing	\$ 431,581	\$ 299,301	\$ 132,280
914	Humboldt	Humboldt County Courthouse (Eureka)	B30-Roofing	\$ 305,469	\$ 305,469	\$ -

Line #	County	Facility Name	Project System Targeted for Renewal	Project Rough Order of Magnitude	Judicial Branch Share of Cost	County Share of Cost
915	Los Angeles	Malibu Courthouse	B30-Roofing	\$ 825,554	\$ 313,545	\$ 512,009
916	Los Angeles	Compton Courthouse	B30-Roofing	\$ 505,369	\$ 334,201	\$ 171,168
917	Santa Clara	Historic Courthouse	B30-Roofing	\$ 335,352	\$ 335,352	\$ -
918	San Diego	Juvenile Court	B30-Roofing	\$ 461,624	\$ 344,464	\$ 117,160
919	Solano	Solano Justice Building	B30-Roofing	\$ 458,040	\$ 348,568	\$ 109,472
920	Kern	Bakersfield Justice Bldg.	B30-Roofing	\$ 356,438	\$ 356,438	\$ -
921	Riverside	Palm Springs Courts	B30-Roofing	\$ 891,751	\$ 362,140	\$ 529,611
922	Los Angeles	Eastlake Juvenile Court	B30-Roofing	\$ 680,158	\$ 372,591	\$ 307,567
923	Ventura	East County Courthouse	B30-Roofing	\$ 607,338	\$ 375,031	\$ 232,307
924	Kern	Arvin/ Lamont Branch	B30-Roofing	\$ 378,023	\$ 378,023	\$ -
925	Los Angeles	Edmund D. Edelman Children's Court	B30-Roofing	\$ 541,599	\$ 379,065	\$ 162,534
926	Los Angeles	Santa Clarita Courthouse	B30-Roofing	\$ 461,297	\$ 407,740	\$ 53,557
927	Los Angeles	Pomona Courthouse South	B30-Roofing	\$ 453,027	\$ 412,889	\$ 40,138
928	Santa Barbara	Figueroa Division	B30-Roofing	\$ 414,618	\$ 414,618	\$ -
929	Los Angeles	Burbank Courthouse	B30-Roofing	\$ 461,297	\$ 418,673	\$ 42,624
930	San Francisco	Civic Center Courthouse	B30-Roofing	\$ 440,731	\$ 440,731	\$ -
931	Imperial	Imperial County Courthouse	B30-Roofing	\$ 445,749	\$ 445,749	\$ -
932	Los Angeles	West Los Angeles Courthouse	B30-Roofing	\$ 449,053	\$ 449,053	\$ -
933	Kern	Bakersfield Superior Court	B30-Roofing	\$ 456,235	\$ 456,235	\$ -
934	San Diego	Kearny Mesa Court	B30-Roofing	\$ 473,501	\$ 473,501	\$ -
935	Los Angeles	Bellflower Courthouse	B30-Roofing	\$ 474,775	\$ 474,775	\$ -
936	Kern	Bakersfield Superior Court	B30-Roofing	\$ 476,952	\$ 476,952	\$ -
937	Stanislaus	Modesto Main Courthouse	B30-Roofing	\$ 484,934	\$ 483,916	\$ 1,018
938	Los Angeles	Downey Courthouse	B30-Roofing	\$ 489,393	\$ 489,393	\$ -
939	Alameda	Hayward Hall of Justice	B30-Roofing	\$ 543,779	\$ 543,779	\$ -
940	Los Angeles	Chatsworth Courthouse	B30-Roofing	\$ 743,429	\$ 622,994	\$ 120,435
941	Orange	North Justice Center	B30-Roofing	\$ 690,375	\$ 623,478	\$ 66,897
942	Los Angeles	Santa Monica Courthouse	B30-Roofing	\$ 837,621	\$ 657,449	\$ 180,172
943	Tulare	Visalia Superior Court	B30-Roofing	\$ 681,178	\$ 681,178	\$ -
944	Sacramento	Gordon Schaber Sacramento Superior Court	B30-Roofing	\$ 743,985	\$ 743,985	\$ -
945	Butte	Butte County Courthouse	B30-Roofing	\$ 796,524	\$ 796,524	\$ -
946	Orange	West Justice Center	B30-Roofing	\$ 920,658	\$ 834,853	\$ 85,805
947	San Diego	East County Regional Center	B30-Roofing	\$ 1,248,809	\$ 845,569	\$ 403,240
948	Ventura	Hall of Justice	B30-Roofing	\$ 1,369,604	\$ 1,369,604	\$ -



Line #	County	Facility Name	Project System Targeted for Renewal	Project Rough Order of Magnitude	Judicial Branch Share of Cost	County Share of Cost
949	San Diego	North County Regional Center - North	B30-Roofing	\$ 1,931,882	\$ 1,931,882	\$ -
950	Mono	Mammoth Lakes Courthouse	B30-Roofing	\$ 9,369,788	\$ 9,369,788	\$ -
951	Orange	West Justice Center	B-Shell	\$ 5,850	\$ 5,850	\$ -
952	Santa Barbara	Santa Barbara Jury Assembly Bldg.	B-Shell	\$ 53,819	\$ 53,819	\$ -
953	San Diego	Trailer - Storage A	B-Shell	\$ 60,546	\$ 60,546	\$ -
954	San Diego	Trailer - Dept 34	B-Shell	\$ 101,379	\$ 101,379	\$ -
955	San Diego	Trailer - Dept 35	B-Shell	\$ 101,379	\$ 101,379	\$ -
956	Riverside	Riverside Juvenile Justice Trailers	B-Shell	\$ 106,381	\$ 106,381	\$ -
957	San Diego	Department 10 Trailer	B-Shell	\$ 106,896	\$ 106,896	\$ -
958	San Diego	Department 9 Trailer	B-Shell	\$ 106,896	\$ 106,896	\$ -
959	San Diego	Kearny Mesa Traffic Court KM3 Trailer	B-Shell	\$ 106,896	\$ 106,896	\$ -
960	San Diego	Kearny Mesa Traffic Court KM4 Trailer	B-Shell	\$ 106,896	\$ 106,896	\$ -
961	San Diego	Kearny Mesa Traffic Court KM5 & KM6 Trailer	B-Shell	\$ 106,896	\$ 106,896	\$ -
962	San Diego	Trailer - Family Support	B-Shell	\$ 118,276	\$ 118,276	\$ -
963	Siskiyou	Siskiyou County Courthouse	C1010-Partitions	\$ 1,244	\$ 418	\$ 826
964	Los Angeles	Hall of Records	C1010-Partitions	\$ 4,124	\$ 437	\$ 3,687
965	Nevada	Nevada City Courthouse Annex	C1010-Partitions	\$ 1,154	\$ 493	\$ 661
966	Los Angeles	Hall of Records	C1010-Partitions	\$ 6,338	\$ 671	\$ 5,667
967	Nevada	Nevada City Courthouse	C1010-Partitions	\$ 1,154	\$ 756	\$ 398
968	Los Angeles	Compton Courthouse	C1010-Partitions	\$ 1,163	\$ 769	\$ 394
969	San Diego	North County Regional Center - South	C1010-Partitions	\$ 1,166	\$ 784	\$ 382
970	Mendocino	County Courthouse	C1010-Partitions	\$ 1,166	\$ 788	\$ 378
971	Los Angeles	Hall of Records	C1010-Partitions	\$ 7,602	\$ 805	\$ 6,797
972	Los Angeles	Hall of Records	C1010-Partitions	\$ 7,940	\$ 841	\$ 7,099
973	Shasta	Main Courthouse	C1010-Partitions	\$ 1,244	\$ 867	\$ 377
974	Los Angeles	Hall of Records	C1010-Partitions	\$ 8,403	\$ 890	\$ 7,513
975	Contra Costa	George D. Carroll Courthouse	C1010-Partitions	\$ 1,202	\$ 928	\$ 274
976	San Diego	Kearny Mesa Court	C1010-Partitions	\$ 1,077	\$ 1,077	\$ -
977	San Diego	North County Regional Center - South	C1010-Partitions	\$ 1,616	\$ 1,087	\$ 529





Line #	County	Facility Name	Project System Targeted for Renewal	Project Rough Order of Magnitude	Judicial Branch Share of Cost	County Share of Cost
978	San Diego	North County Regional Center - North	C1010-Partitions	\$ 1,166	\$ 1,166	\$ -
979	Contra Costa	Wakefield Taylor Courthouse	C1010-Partitions	\$ 1,202	\$ 1,202	\$ -
980	Humboldt	Humboldt County Courthouse (Eureka)	C1010-Partitions	\$ 3,698	\$ 1,234	\$ 2,464
981	San Mateo	Central Branch	C1010-Partitions	\$ 1,287	\$ 1,287	\$ -
982	Los Angeles	Hall of Records	C1010-Partitions	\$ 15,036	\$ 1,592	\$ 13,444
983	Los Angeles	Compton Courthouse	C1010-Partitions	\$ 3,488	\$ 2,307	\$ 1,181
984	Sacramento	Gordon Schaber Sacramento Superior Court	C1010-Partitions	\$ 2,309	\$ 2,309	\$ -
985	San Diego	North County Regional Center - North	C1010-Partitions	\$ 2,332	\$ 2,332	\$ -
986	Siskiyou	Siskiyou County Courthouse	C1010-Partitions	\$ 7,088	\$ 2,384	\$ 4,704
987	Sonoma	Hall of Justice	C1010-Partitions	\$ 2,540	\$ 2,540	\$ -
988	Merced	Old Court	C1010-Partitions	\$ 2,668	\$ 2,668	\$ -
989	Nevada	Nevada City Courthouse Annex	C1010-Partitions	\$ 6,407	\$ 2,736	\$ 3,671
990	Los Angeles	Whittier Courthouse	C1010-Partitions	\$ 3,274	\$ 2,830	\$ 444
991	Siskiyou	Siskiyou County Courthouse	C1010-Partitions	\$ 8,603	\$ 2,893	\$ 5,710
992	San Mateo	Northern Branch Courthouse	C1010-Partitions	\$ 3,631	\$ 3,021	\$ 610
993	El Dorado	Main St. Courthouse	C1010-Partitions	\$ 3,204	\$ 3,204	\$ -
994	San Diego	North County Regional Center - North	C1010-Partitions	\$ 3,232	\$ 3,232	\$ -
995	Los Angeles	El Monte Courthouse	C1010-Partitions	\$ 5,599	\$ 3,254	\$ 2,345
996	Santa Barbara	Santa Maria Courts, Bldg G	C1010-Partitions	\$ 3,376	\$ 3,376	\$ -
997	San Diego	County Courthouse	C1010-Partitions	\$ 3,497	\$ 3,497	\$ -
998	Mendocino	County Courthouse	C1010-Partitions	\$ 5,387	\$ 3,643	\$ 1,744
999	Ventura	Hall of Justice	C1010-Partitions	\$ 5,621	\$ 3,927	\$ 1,694
1,000	Los Angeles	Parking Structure Lot 59- Whittier Admin CTR	C1010-Partitions	\$ 4,716	\$ 4,076	\$ 640
1,001	Los Angeles	Hall of Records	C1010-Partitions	\$ 39,243	\$ 4,156	\$ 35,087
1,002	Nevada	Nevada City Courthouse	C1010-Partitions	\$ 6,407	\$ 4,197	\$ 2,210
1,003	Los Angeles	Compton Courthouse	C1010-Partitions	\$ 6,447	\$ 4,263	\$ 2,184
1,004	Los Angeles	Edmund D. Edelman Children's Court	C1010-Partitions	\$ 6,134	\$ 4,374	\$ 1,760
1,005	Contra Costa	Walnut Creek Courthouse	C1010-Partitions	\$ 4,468	\$ 4,468	\$ -
1,006	Los Angeles	Hall of Records	C1010-Partitions	\$ 43,892	\$ 4,648	\$ 39,244
1,007	Los Angeles	Whittier Courthouse	C1010-Partitions	\$ 5,470	\$ 4,728	\$ 742



Line #	County	Facility Name	Project System Targeted for Renewal	Project Rough Order of Magnitude	Judicial Branch Share of Cost	County Share of Cost
1,008	Shasta	Main Courthouse	C1010-Partitions	\$ 6,882	\$ 4,797	\$ 2,085
1,009	Solano	Law And Justice Center	C1010-Partitions	\$ 40,344	\$ 5,112	\$ 35,232
1,010	Contra Costa	George D. Carroll Courthouse	C1010-Partitions	\$ 6,702	\$ 5,174	\$ 1,528
1,011	Sacramento	Gordon Schaber Sacramento Superior Court	C1010-Partitions	\$ 5,339	\$ 5,339	\$ -
1,012	Los Angeles	Parking Structure Lot 59- Whittier Admin CTR	C1010-Partitions	\$ 6,491	\$ 5,610	\$ 881
1,013	Kern	Taft Courts Bldg.	C1010-Partitions	\$ 5,706	\$ 5,706	\$ -
1,014	Nevada	Nevada City Courthouse Annex	C1010-Partitions	\$ 14,437	\$ 6,166	\$ 8,271
1,015	Contra Costa	Wakefield Taylor Courthouse	C1010-Partitions	\$ 6,702	\$ 6,702	\$ -
1,016	Los Angeles	Pasadena Courthouse	C1010-Partitions	\$ 9,793	\$ 6,791	\$ 3,002
1,017	Los Angeles	Whittier Courthouse	C1010-Partitions	\$ 9,110	\$ 7,874	\$ 1,236
1,018	Riverside	Corona	C1010-Partitions	\$ 15,460	\$ 8,353	\$ 7,107
1,019	Los Angeles	Hall of Records	C1010-Partitions	\$ 86,842	\$ 9,197	\$ 77,645
1,020	San Diego	North County Regional Center - North	C1010-Partitions	\$ 9,696	\$ 9,696	\$ -
1,021	Kern	Delano/North Kern Court	C1010-Partitions	\$ 12,821	\$ 10,339	\$ 2,482
1,022	Santa Barbara	Santa Maria Courts Bldgs C + D	C1010-Partitions	\$ 10,676	\$ 10,676	\$ -
1,023	Merced	Main Merced Courthouse	C1010-Partitions	\$ 10,923	\$ 10,923	\$ -
1,024	Humboldt	Humboldt County Courthouse (Eureka)	C1010-Partitions	\$ 34,104	\$ 11,377	\$ 22,727
1,025	Riverside	Palm Springs Courts	C1010-Partitions	\$ 28,182	\$ 11,445	\$ 16,737
1,026	Los Angeles	Whittier Courthouse	C1010-Partitions	\$ 13,254	\$ 11,455	\$ 1,799
1,027	Nevada	Nevada City Courthouse	C1010-Partitions	\$ 11,991	\$ 11,991	\$ -
1,028	Los Angeles	Compton Courthouse	C1010-Partitions	\$ 19,341	\$ 12,790	\$ 6,551
1,029	Imperial	Imperial County Courthouse	C1010-Partitions	\$ 13,412	\$ 13,412	\$ -
1,030	Orange	Central Justice Center	C1010-Partitions	\$ 15,185	\$ 13,844	\$ 1,341
1,031	Sonoma	Hall of Justice	C1010-Partitions	\$ 14,117	\$ 14,117	\$ -
1,032	Butte	Chico Courthouse	C1010-Partitions	\$ 14,175	\$ 14,175	\$ -
1,033	Ventura	Hall of Justice	C1010-Partitions	\$ 20,851	\$ 14,567	\$ 6,284
1,034	Sacramento	Credit Union Bldg.	C1010-Partitions	\$ 14,681	\$ 14,681	\$ -
1,035	Siskiyou	Siskiyou County Courthouse	C1010-Partitions	\$ 46,641	\$ 15,685	\$ 30,956
1,036	Kings	Avenal Court	C1010-Partitions	\$ 15,713	\$ 15,713	\$ -
1,037	San Luis Obispo	Grover Beach Branch	C1010-Partitions	\$ 17,794	\$ 17,794	\$ -
1,038	Alameda	Hayward Hall of Justice	C1010-Partitions	\$ 18,448	\$ 18,448	\$ -
1,039	Alameda	Wiley W. Manuel Courthouse	C1010-Partitions	\$ 18,448	\$ 18,448	\$ -



Line #	County	Facility Name	Project System Targeted for Renewal	Project Rough Order of Magnitude	Judicial Branch Share of Cost	County Share of Cost
1,040	San Bernardino	Fontana Courthouse	C1010-Partitions	\$ 22,770	\$ 18,929	\$ 3,841
1,041	San Diego	County Courthouse	C1010-Partitions	\$ 19,393	\$ 19,393	\$ -
1,042	Shasta	Main Courthouse	C1010-Partitions	\$ 28,350	\$ 19,763	\$ 8,587
1,043	Sacramento	Credit Union Bldg.	C1010-Partitions	\$ 20,105	\$ 20,105	\$ -
1,044	Santa Barbara	Santa Maria Courts, Bldgs. A + B	C1010-Partitions	\$ 20,730	\$ 20,730	\$ -
1,045	Los Angeles	Beverly Hills Courthouse	C1010-Partitions	\$ 28,030	\$ 22,289	\$ 5,741
1,046	San Mateo	Traffic/ Small Claims Annex	C1010-Partitions	\$ 22,613	\$ 22,613	\$ -
1,047	Los Angeles	Airport Courthouse	C1010-Partitions	\$ 30,220	\$ 23,321	\$ 6,899
1,048	Los Angeles	David M. Kenyon Juvenile Justice Center	C1010-Partitions	\$ 29,411	\$ 23,352	\$ 6,059
1,049	Orange	West Justice Center	C1010-Partitions	\$ 24,283	\$ 24,283	\$ -
1,050	Santa Barbara	Santa Maria Courts, Bldg F	C1010-Partitions	\$ 24,911	\$ 24,911	\$ -
1,051	Los Angeles	Van Nuys Courthouse East	C1010-Partitions	\$ 28,414	\$ 25,499	\$ 2,915
1,052	Los Angeles	Torrance Courthouse	C1010-Partitions	\$ 30,194	\$ 25,707	\$ 4,487
1,053	Kern	Delano/North Kern Court	C1010-Partitions	\$ 32,220	\$ 25,982	\$ 6,238
1,054	Orange	North Justice Center	C1010-Partitions	\$ 26,054	\$ 26,054	\$ -
1,055	San Diego	Kearny Mesa Court	C1010-Partitions	\$ 27,779	\$ 27,779	\$ -
1,056	Riverside	Palm Springs Courts	C1010-Partitions	\$ 75,153	\$ 30,520	\$ 44,633
1,057	San Mateo	Central Branch	C1010-Partitions	\$ 31,838	\$ 31,838	\$ -
1,058	Los Angeles	Alhambra Courthouse	C1010-Partitions	\$ 37,632	\$ 32,364	\$ 5,268
1,059	Alameda	Fremont Hall of Justice	C1010-Partitions	\$ 41,408	\$ 32,878	\$ 8,530
1,060	Los Angeles	Whittier Courthouse	C1010-Partitions	\$ 39,281	\$ 33,951	\$ 5,330
1,061	Placer	Historic Courthouse	C1010-Partitions	\$ 44,748	\$ 34,456	\$ 10,292
1,062	San Luis Obispo	1070 Palm St.	C1010-Partitions	\$ 34,729	\$ 34,729	\$ -
1,063	San Diego	Hall of Justice	C1010-Partitions	\$ 35,015	\$ 35,015	\$ -
1,064	San Bernardino	Fontana Courthouse	C1010-Partitions	\$ 42,150	\$ 35,039	\$ 7,111
1,065	Stanislaus	Modesto Main Courthouse	C1010-Partitions	\$ 35,127	\$ 35,053	\$ 74
1,066	Los Angeles	Whittier Courthouse	C1010-Partitions	\$ 42,252	\$ 36,518	\$ 5,734
1,067	Alameda	Fremont Hall of Justice	C1010-Partitions	\$ 36,895	\$ 36,895	\$ -
1,068	Kern	Shafter/Wasco Courts Bldg.	C1010-Partitions	\$ 40,726	\$ 40,726	\$ -
1,069	San Luis Obispo	Courthouse Annex	C1010-Partitions	\$ 82,122	\$ 40,847	\$ 41,275
1,070	El Dorado	Johnson Bldg.	C1010-Partitions	\$ 41,432	\$ 41,432	\$ -
1,071	Alameda	Hayward Hall of Justice	C1010-Partitions	\$ 48,500	\$ 42,826	\$ 5,675
1,072	San Diego	County Courthouse	C1010-Partitions	\$ 55,558	\$ 43,013	\$ 12,545
1,073	Humboldt	Humboldt County Courthouse (Eureka)	C1010-Partitions	\$ 132,930	\$ 44,345	\$ 88,585



Line #	County	Facility Name	Project System Targeted for Renewal	Project Rough Order of Magnitude	Judicial Branch Share of Cost	County Share of Cost
1,074	Orange	Betty Lou Lamoreaux Justice Center	C1010-Partitions	\$ 56,187	\$ 44,922	\$ 11,265
1,075	Kern	Taft Courts Bldg.	C1010-Partitions	\$ 45,645	\$ 45,645	\$ -
1,076	Tulare	Tulare Division	C1010-Partitions	\$ 46,807	\$ 46,807	\$ -
1,077	San Mateo	Northern Branch Courthouse	C1010-Partitions	\$ 56,531	\$ 47,039	\$ 9,492
1,078	San Bernardino	San Bernardino Courthouse - Annex	C1010-Partitions	\$ 48,015	\$ 48,015	\$ -
1,079	Los Angeles	Norwalk Courthouse	C1010-Partitions	\$ 56,605	\$ 48,131	\$ 8,474
1,080	Los Angeles	Alhambra Courthouse	C1010-Partitions	\$ 55,972	\$ 48,136	\$ 7,836
1,081	Los Angeles	Glendale Courthouse	C1010-Partitions	\$ 55,154	\$ 49,936	\$ 5,218
1,082	Nevada	Nevada City Courthouse	C1010-Partitions	\$ 77,679	\$ 50,880	\$ 26,799
1,083	San Mateo	Hall of Justice	C1010-Partitions	\$ 97,925	\$ 51,606	\$ 46,319
1,084	Santa Barbara	Santa Maria Courts Bldgs C + D	C1010-Partitions	\$ 53,349	\$ 53,349	\$ -
1,085	Nevada	Nevada City Courthouse Annex	C1010-Partitions	\$ 138,688	\$ 59,234	\$ 79,454
1,086	Los Angeles	Pomona Courthouse South	C1010-Partitions	\$ 66,380	\$ 60,499	\$ 5,881
1,087	Los Angeles	Whittier Courthouse	C1010-Partitions	\$ 70,404	\$ 60,850	\$ 9,554
1,088	Los Angeles	Alfred J. McCourtney Juvenile Justice Center	C1010-Partitions	\$ 88,565	\$ 61,154	\$ 27,411
1,089	Los Angeles	Clara Shortridge Foltz Criminal Justice Center	C1010-Partitions	\$ 93,595	\$ 64,384	\$ 29,211
1,090	Santa Barbara	Santa Maria Courts Bldgs C + D	C1010-Partitions	\$ 64,546	\$ 64,546	\$ -
1,091	Santa Clara	Historic Courthouse	C1010-Partitions	\$ 64,786	\$ 64,786	\$ -
1,092	Yolo	Family Support	C1010-Partitions	\$ 398,697	\$ 66,582	\$ 332,115
1,093	San Bernardino	Victorville Courthouse-Dept. N-1	C1010-Partitions	\$ 105,812	\$ 67,984	\$ 37,828
1,094	Santa Barbara	Santa Maria Courts Bldgs C + D	C1010-Partitions	\$ 70,498	\$ 70,498	\$ -
1,095	Alameda	Hayward Hall of Justice	C1010-Partitions	\$ 70,923	\$ 70,923	\$ -
1,096	San Joaquin	Lodi Branch- Dept. 2	C1010-Partitions	\$ 72,991	\$ 72,991	\$ -
1,097	Alameda	Wiley W. Manuel Courthouse	C1010-Partitions	\$ 73,175	\$ 73,175	\$ -
1,098	Siskiyou	Siskiyou County Courthouse	C1010-Partitions	\$ 73,358	\$ 73,358	\$ -
1,099	Los Angeles	Stanley Mosk Courthouse	C1010-Partitions	\$ 75,550	\$ 73,480	\$ 2,070
1,100	Los Angeles	Clara Shortridge Foltz Criminal Justice Center	C1010-Partitions	\$ 110,781	\$ 76,206	\$ 34,575
1,101	Los Angeles	Santa Clarita Courthouse	C1010-Partitions	\$ 87,630	\$ 77,456	\$ 10,174
1,102	Orange	Betty Lou Lamoreaux Justice Center	C1010-Partitions	\$ 77,831	\$ 77,831	\$ -
1,103	Orange	West Justice Center	C1010-Partitions	\$ 86,768	\$ 78,681	\$ 8,087
1,104	San Bernardino	Victorville Courthouse-Dept. N-1	C1010-Partitions	\$ 122,571	\$ 78,752	\$ 43,819
1,105	San Bernardino	Fontana Courthouse	C1010-Partitions	\$ 96,841	\$ 80,504	\$ 16,337
1,106	Siskiyou	Siskiyou County Courthouse	C1010-Partitions	\$ 243,569	\$ 81,912	\$ 161,657



Line #	County	Facility Name	Project System Targeted for Renewal	Project Rough Order of Magnitude	Judicial Branch Share of Cost	County Share of Cost
1,107	Kern	Shafter/Wasco Courts Bldg.	C1010-Partitions	\$ 92,697	\$ 83,381	\$ 9,316
1,108	Los Angeles	Alhambra Courthouse	C1010-Partitions	\$ 97,844	\$ 84,146	\$ 13,698
1,109	Los Angeles	Glendale Courthouse	C1010-Partitions	\$ 94,780	\$ 85,814	\$ 8,966
1,110	Los Angeles	Norwalk Courthouse	C1010-Partitions	\$ 101,394	\$ 86,215	\$ 15,179
1,111	El Dorado	Main St. Courthouse	C1010-Partitions	\$ 88,108	\$ 88,108	\$ -
1,112	Nevada	Nevada City Courthouse	C1010-Partitions	\$ 88,599	\$ 88,599	\$ -
1,113	Solano	Hall of Justice	C1010-Partitions	\$ 129,254	\$ 94,123	\$ 35,131
1,114	Los Angeles	Whittier Courthouse	C1010-Partitions	\$ 109,025	\$ 94,230	\$ 14,795
1,115	Los Angeles	Whittier Courthouse	C1010-Partitions	\$ 109,308	\$ 94,475	\$ 14,833
1,116	Sutter	Courthouse West	C1010-Partitions	\$ 114,913	\$ 94,803	\$ 20,110
1,117	Orange	Harbor Justice Center-Newport Beach Facility	C1010-Partitions	\$ 113,888	\$ 96,030	\$ 17,858
1,118	San Mateo	Hall of Justice	C1010-Partitions	\$ 97,925	\$ 97,925	\$ -
1,119	San Bernardino	Joshua Tree Courthouse	C1010-Partitions	\$ 99,451	\$ 99,451	\$ -
1,120	Orange	North Justice Center	C1010-Partitions	\$ 110,601	\$ 99,884	\$ 10,717
1,121	Orange	North Justice Center	C1010-Partitions	\$ 121,235	\$ 109,487	\$ 11,748
1,122	Contra Costa	Wakefield Taylor Courthouse	C1010-Partitions	\$ 109,950	\$ 109,950	\$ -
1,123	San Mateo	Central Branch	C1010-Partitions	\$ 111,206	\$ 111,206	\$ -
1,124	Kern	Delano/North Kern Court	C1010-Partitions	\$ 138,278	\$ 111,507	\$ 26,771
1,125	Los Angeles	Van Nuys Courthouse East	C1010-Partitions	\$ 124,500	\$ 111,726	\$ 12,774
1,126	Stanislaus	Modesto Main Courthouse	C1010-Partitions	\$ 113,788	\$ 113,788	\$ -
1,127	Los Angeles	Glendale Courthouse	C1010-Partitions	\$ 127,133	\$ 115,106	\$ 12,027
1,128	Sonoma	Hall of Justice	C1010-Partitions	\$ 194,961	\$ 115,807	\$ 79,154
1,129	Los Angeles	Alfred J. McCourtney Juvenile Justice Center	C1010-Partitions	\$ 170,160	\$ 117,495	\$ 52,665
1,130	Santa Clara	Hall of Justice (West)	C1010-Partitions	\$ 126,746	\$ 126,746	\$ -
1,131	Alameda	Hayward Hall of Justice	C1010-Partitions	\$ 127,235	\$ 127,235	\$ -
1,132	San Bernardino	Victorville Courthouse-Dept. N-1	C1010-Partitions	\$ 220,323	\$ 141,558	\$ 78,765
1,133	Orange	Central Justice Center	C1010-Partitions	\$ 155,737	\$ 141,985	\$ 13,752
1,134	San Mateo	Hall of Justice	C1010-Partitions	\$ 275,966	\$ 145,434	\$ 130,532
1,135	Humboldt	Humboldt County Courthouse (Eureka)	C1010-Partitions	\$ 146,795	\$ 146,795	\$ -
1,136	Los Angeles	Torrance Courthouse	C1010-Partitions	\$ 176,759	\$ 150,493	\$ 26,266
1,137	Los Angeles	Van Nuys Courthouse East	C1010-Partitions	\$ 167,896	\$ 150,670	\$ 17,226
1,138	Nevada	Nevada City Courthouse Annex	C1010-Partitions	\$ 359,726	\$ 153,639	\$ 206,087
1,139	Los Angeles	Whittier Courthouse	C1010-Partitions	\$ 188,469	\$ 162,894	\$ 25,575

Line #	County	Facility Name	Project System Targeted for Renewal	Project Rough Order of Magnitude	Judicial Branch Share of Cost	County Share of Cost
1,140	Los Angeles	Beverly Hills Courthouse	C1010-Partitions	\$ 206,719	\$ 164,383	\$ 42,336
1,141	San Diego	Kearny Mesa Court	C1010-Partitions	\$ 165,993	\$ 165,993	\$ -
1,142	Contra Costa	George D. Carroll Courthouse	C1010-Partitions	\$ 178,520	\$ 178,520	\$ -
1,143	Los Angeles	Pomona Courthouse South	C1010-Partitions	\$ 196,858	\$ 179,416	\$ 17,442
1,144	Sonoma	Hall of Justice	C1010-Partitions	\$ 306,801	\$ 182,240	\$ 124,561
1,145	San Bernardino	San Bernardino Courthouse - Annex	C1010-Partitions	\$ 204,930	\$ 204,930	\$ -
1,146	El Dorado	Main St. Courthouse	C1010-Partitions	\$ 224,829	\$ 224,829	\$ -
1,147	Riverside	Larson Justice Center	C1010-Partitions	\$ 225,488	\$ 225,488	\$ -
1,148	Merced	Old Court	C1010-Partitions	\$ 230,828	\$ 230,828	\$ -
1,149	Contra Costa	Wakefield Taylor Courthouse	C1010-Partitions	\$ 231,999	\$ 231,999	\$ -
1,150	Los Angeles	Clara Shortridge Foltz Criminal Justice Center	C1010-Partitions	\$ 339,631	\$ 233,632	\$ 105,999
1,151	Siskiyou	Siskiyou County Courthouse	C1010-Partitions	\$ 725,525	\$ 243,994	\$ 481,531
1,152	San Francisco	Hall of Justice	C1010-Partitions	\$ 245,012	\$ 245,012	\$ -
1,153	San Mateo	Northern Branch Courthouse	C1010-Partitions	\$ 304,297	\$ 253,206	\$ 51,091
1,154	Los Angeles	Van Nuys Courthouse East	C1010-Partitions	\$ 283,804	\$ 254,686	\$ 29,118
1,155	Fresno	Fresno County Courthouse	C1010-Partitions	\$ 254,802	\$ 254,802	\$ -
1,156	San Bernardino	Chino Courthouse	C1010-Partitions	\$ 255,024	\$ 255,024	\$ -
1,157	Los Angeles	Pasadena Courthouse	C1010-Partitions	\$ 368,032	\$ 255,230	\$ 112,802
1,158	Kern	Bakersfield Justice Bldg.	C1010-Partitions	\$ 532,045	\$ 271,769	\$ 260,276
1,159	Los Angeles	Clara Shortridge Foltz Criminal Justice Center	C1010-Partitions	\$ 397,777	\$ 273,631	\$ 124,146
1,160	Tulare	Visalia Superior Court	C1010-Partitions	\$ 850,212	\$ 274,874	\$ 575,338
1,161	San Diego	County Courthouse	C1010-Partitions	\$ 274,924	\$ 274,924	\$ -
1,162	Riverside	Family Law Court	C1010-Partitions	\$ 284,675	\$ 284,675	\$ -
1,163	Sonoma	Hall of Justice	C1010-Partitions	\$ 290,845	\$ 290,845	\$ -
1,164	San Diego	Juvenile Court	C1010-Partitions	\$ 295,050	\$ 295,050	\$ -
1,165	Orange	Central Justice Center	C1010-Partitions	\$ 330,003	\$ 300,864	\$ 29,139
1,166	Los Angeles	Van Nuys Courthouse East	C1010-Partitions	\$ 349,331	\$ 313,490	\$ 35,841
1,167	Nevada	Nevada City Courthouse	C1010-Partitions	\$ 497,838	\$ 326,084	\$ 171,754
1,168	San Luis Obispo	Courthouse Annex	C1010-Partitions	\$ 687,382	\$ 341,904	\$ 345,478
1,169	Los Angeles	Pomona Courthouse South	C1010-Partitions	\$ 376,778	\$ 343,395	\$ 33,383
1,170	Riverside	Corona	C1010-Partitions	\$ 641,988	\$ 346,866	\$ 295,122
1,171	Los Angeles	Van Nuys Courthouse East	C1010-Partitions	\$ 407,550	\$ 365,735	\$ 41,815
1,172	San Mateo	Hall of Justice	C1010-Partitions	\$ 366,206	\$ 366,206	\$ -
1,173	Orange	Central Justice Center	C1010-Partitions	\$ 366,734	\$ 366,734	\$ -

Line #	County	Facility Name	Project System Targeted for Renewal	Project Rough Order of Magnitude	Judicial Branch Share of Cost	County Share of Cost
1,174	Fresno	Fresno County Courthouse	C1010-Partitions	\$ 413,106	\$ 396,210	\$ 16,896
1,175	Sacramento	Gordon Schaber Sacramento Superior Court	C1010-Partitions	\$ 397,821	\$ 397,821	\$ -
1,176	Los Angeles	Compton Courthouse	C1010-Partitions	\$ 399,052	\$ 399,052	\$ -
1,177	Tulare	Visalia Superior Court	C1010-Partitions	\$ 1,297,692	\$ 419,544	\$ 878,148
1,178	Tulare	Visalia Superior Court	C1010-Partitions	\$ 1,308,879	\$ 423,161	\$ 885,718
1,179	Orange	West Justice Center	C1010-Partitions	\$ 479,250	\$ 434,584	\$ 44,666
1,180	Los Angeles	Norwalk Courthouse	C1010-Partitions	\$ 518,405	\$ 440,800	\$ 77,605
1,181	Sutter	Courthouse West	C1010-Partitions	\$ 563,343	\$ 464,758	\$ 98,585
1,182	Los Angeles	Pomona Courthouse South	C1010-Partitions	\$ 526,928	\$ 480,242	\$ 46,686
1,183	Orange	North Justice Center	C1010-Partitions	\$ 545,751	\$ 492,868	\$ 52,883
1,184	Los Angeles	Alhambra Courthouse	C1010-Partitions	\$ 574,448	\$ 494,025	\$ 80,423
1,185	Fresno	Fresno County Courthouse	C1010-Partitions	\$ 500,577	\$ 500,577	\$ -
1,186	Stanislaus	Hall of Records	C1010-Partitions	\$ 1,192,752	\$ 557,850	\$ 634,902
1,187	Sacramento	Gordon Schaber Sacramento Superior Court	C1010-Partitions	\$ 577,468	\$ 577,468	\$ -
1,188	San Diego	County Courthouse	C1010-Partitions	\$ 877,100	\$ 679,051	\$ 198,049
1,189	Santa Barbara	Figueroa Division	C1010-Partitions	\$ 694,584	\$ 694,584	\$ -
1,190	San Diego	Juvenile Court	C1010-Partitions	\$ 940,100	\$ 701,503	\$ 238,597
1,191	Santa Clara	Downtown Superior Court	C1010-Partitions	\$ 777,427	\$ 777,427	\$ -
1,192	Mendocino	County Courthouse	C1010-Partitions	\$ 1,223,355	\$ 827,233	\$ 396,122
1,193	San Diego	County Courthouse	C1010-Partitions	\$ 1,245,974	\$ 964,633	\$ 281,341
1,194	Solano	Hall of Justice	C1010-Partitions	\$ 975,000	\$ 975,000	\$ -
1,195	Los Angeles	Norwalk Courthouse	C1010-Partitions	\$ 1,559,910	\$ 1,326,391	\$ 233,519
1,196	Santa Barbara	Santa Maria Courts, Bldg G	C1010-Partitions	\$ 1,686,666	\$ 1,686,666	\$ -
1,197	San Diego	County Courthouse	C1010-Partitions	\$ 2,254,230	\$ 1,745,225	\$ 509,005
1,198	Humboldt	Humboldt County Courthouse (Eureka)	C1010-Partitions	\$ 5,324,801	\$ 1,776,354	\$ 3,548,447
1,199	Orange	Central Justice Center	C1010-Partitions	\$ 2,023,500	\$ 1,844,825	\$ 178,675
1,200	Contra Costa	George D. Carroll Courthouse	C1010-Partitions	\$ 2,490,470	\$ 1,922,643	\$ 567,827
1,201	Santa Clara	Hall of Justice (West)	C1010-Partitions	\$ 2,380,594	\$ 2,380,594	\$ -
1,202	Contra Costa	Wakefield Taylor Courthouse	C1010-Partitions	\$ 3,962,112	\$ 3,962,112	\$ -
1,203	Los Angeles	Clara Shortridge Foltz Criminal Justice Center	C1010-Partitions	\$ 5,802,794	\$ 3,991,742	\$ 1,811,052
1,204	Los Angeles	Clara Shortridge Foltz Criminal Justice Center	C1013-Retractable Partitions	\$ 4,986	\$ 3,430	\$ 1,556

Line #	County	Facility Name	Project System Targeted for Renewal	Project Rough Order of Magnitude	Judicial Branch Share of Cost	County Share of Cost
1,205	Los Angeles	East Los Angeles Courthouse	C1013-Retractable Partitions	\$ 5,471	\$ 4,252	\$ 1,219
1,206	Los Angeles	Norwalk Courthouse	C1017-Interior Windows and Storefronts	\$ 12,732	\$ 10,826	\$ 1,906
1,207	Los Angeles	Alhambra Courthouse	C1017-Interior Windows and Storefronts	\$ 12,614	\$ 10,848	\$ 1,766
1,208	San Francisco	Hall of Justice	C1017-Interior Windows and Storefronts	\$ 61,885	\$ 14,394	\$ 47,491
1,209	Los Angeles	Clara Shortridge Foltz Criminal Justice Center	C1017-Interior Windows and Storefronts	\$ 76,391	\$ 52,549	\$ 23,842
1,210	Los Angeles	Alhambra Courthouse	C1017-Interior Windows and Storefronts	\$ 100,910	\$ 86,783	\$ 14,127
1,211	Los Angeles	Norwalk Courthouse	C1017-Interior Windows and Storefronts	\$ 127,319	\$ 108,259	\$ 19,060
1,212	Los Angeles	Clara Shortridge Foltz Criminal Justice Center	C1017-Interior Windows and Storefronts	\$ 254,638	\$ 175,165	\$ 79,473
1,213	Los Angeles	Hall of Records	C1020-Interior Doors	\$ 7,208	\$ 763	\$ 6,445
1,214	Los Angeles	Metropolitan Courthouse	C1020-Interior Doors	\$ 1,114	\$ 1,053	\$ 61
1,215	Los Angeles	Hall of Records	C1020-Interior Doors	\$ 14,416	\$ 1,527	\$ 12,889
1,216	Los Angeles	David M. Kenyon Juvenile Justice Center	C1020-Interior Doors	\$ 5,215	\$ 2,120	\$ 3,095
1,217	Los Angeles	Hall of Records	C1020-Interior Doors	\$ 21,625	\$ 2,290	\$ 19,335
1,218	Los Angeles	Pomona Courthouse South	C1020-Interior Doors	\$ 2,567	\$ 2,340	\$ 227
1,219	Los Angeles	Eastlake Juvenile Court	C1020-Interior Doors	\$ 5,215	\$ 2,857	\$ 2,358
1,220	Sonoma	Hall of Justice	C1020-Interior Doors	\$ 5,767	\$ 3,426	\$ 2,341
1,221	Lake	Lakeport Court Facility	C1020-Interior Doors	\$ 11,534	\$ 3,460	\$ 8,074
1,222	Siskiyou	Siskiyou County Courthouse	C1020-Interior Doors	\$ 10,385	\$ 3,492	\$ 6,893
1,223	Los Angeles	Malibu Courthouse	C1020-Interior Doors	\$ 9,641	\$ 3,662	\$ 5,979
1,224	Los Angeles	Clara Shortridge Foltz Criminal Justice Center	C1020-Interior Doors	\$ 5,486	\$ 3,774	\$ 1,712
1,225	San Francisco	Hall of Justice	C1020-Interior Doors	\$ 16,656	\$ 3,874	\$ 12,782
1,226	Riverside	Riverside Juvenile Court	C1020-Interior Doors	\$ 8,097	\$ 3,995	\$ 4,102
1,227	Riverside	Riverside Juvenile Court	C1020-Interior Doors	\$ 9,325	\$ 4,601	\$ 4,724
1,228	Sutter	Courthouse West	C1020-Interior Doors	\$ 5,656	\$ 4,666	\$ 990
1,229	Los Angeles	El Monte Courthouse	C1020-Interior Doors	\$ 8,306	\$ 4,827	\$ 3,479
1,230	Siskiyou	Siskiyou County Courthouse	C1020-Interior Doors	\$ 14,698	\$ 4,943	\$ 9,755
1,231	Del Norte	Del Norte County Superior Court	C1020-Interior Doors	\$ 8,075	\$ 4,948	\$ 3,127
1,232	San Luis Obispo	Grover Beach Branch	C1020-Interior Doors	\$ 5,150	\$ 5,150	\$ -
1,233	Los Angeles	Pomona Courthouse South	C1020-Interior Doors	\$ 5,266	\$ 5,266	\$ -
1,234	Contra Costa	Wakefield Taylor Courthouse	C1020-Interior Doors	\$ 5,454	\$ 5,454	\$ -
1,235	Tulare	Visalia Superior Court	C1020-Interior Doors	\$ 17,017	\$ 5,502	\$ 11,515
1,236	Nevada	Nevada City Courthouse Annex	C1020-Interior Doors	\$ 13,264	\$ 5,665	\$ 7,599



Line #	County	Facility Name	Project System Targeted for Renewal	Project Rough Order of Magnitude	Judicial Branch Share of Cost	County Share of Cost
1,237	Los Angeles	Stanley Mosk Courthouse	C1020-Interior Doors	\$ 5,847	\$ 5,687	\$ 160
1,238	Nevada	Nevada City Courthouse Annex	C1020-Interior Doors	\$ 13,528	\$ 5,778	\$ 7,750
1,239	Butte	Chico Courthouse	C1020-Interior Doors	\$ 6,158	\$ 6,158	\$ -
1,240	San Diego	County Courthouse	C1020-Interior Doors	\$ 8,077	\$ 6,253	\$ 1,824
1,241	El Dorado	Main St. Courthouse	C1020-Interior Doors	\$ 6,632	\$ 6,632	\$ -
1,242	Humboldt	Humboldt County Courthouse (Eureka)	C1020-Interior Doors	\$ 22,616	\$ 7,545	\$ 15,071
1,243	Los Angeles	Pasadena Courthouse	C1020-Interior Doors	\$ 10,889	\$ 7,552	\$ 3,337
1,244	Siskiyou	Siskiyou County Courthouse	C1020-Interior Doors	\$ 22,775	\$ 7,659	\$ 15,116
1,245	San Diego	Juvenile Court	C1020-Interior Doors	\$ 10,344	\$ 7,719	\$ 2,625
1,246	Tulare	Visalia Superior Court	C1020-Interior Doors	\$ 24,441	\$ 7,902	\$ 16,539
1,247	Siskiyou	Siskiyou County Courthouse	C1020-Interior Doors	\$ 24,633	\$ 8,284	\$ 16,349
1,248	Santa Clara	Downtown Superior Court	C1020-Interior Doors	\$ 8,293	\$ 8,293	\$ -
1,249	Santa Barbara	Santa Maria Courts Bldgs C + D	C1020-Interior Doors	\$ 15,827	\$ 8,657	\$ 7,170
1,250	San Bernardino	Victorville Courthouse-Dept. N-1	C1020-Interior Doors	\$ 9,067	\$ 9,067	\$ -
1,251	El Dorado	Johnson Bldg.	C1020-Interior Doors	\$ 9,380	\$ 9,380	\$ -
1,252	Tulare	Visalia Superior Court	C1020-Interior Doors	\$ 29,572	\$ 9,561	\$ 20,011
1,253	San Mateo	Hall of Justice	C1020-Interior Doors	\$ 18,225	\$ 9,605	\$ 8,620
1,254	Los Angeles	Whittier Courthouse	C1020-Interior Doors	\$ 9,728	\$ 9,728	\$ -
1,255	San Diego	East County Regional Center	C1020-Interior Doors	\$ 14,970	\$ 10,136	\$ 4,834
1,256	Mendocino	County Courthouse	C1020-Interior Doors	\$ 15,516	\$ 10,492	\$ 5,024
1,257	Los Angeles	West Covina Courthouse	C1020-Interior Doors	\$ 12,726	\$ 10,564	\$ 2,162
1,258	Los Angeles	Hall of Records	C1020-Interior Doors	\$ 100,914	\$ 10,687	\$ 90,227
1,259	Los Angeles	Eastlake Juvenile Court	C1020-Interior Doors	\$ 20,067	\$ 10,993	\$ 9,074
1,260	Orange	North Justice Center	C1020-Interior Doors	\$ 12,532	\$ 11,318	\$ 1,214
1,261	San Diego	County Courthouse	C1020-Interior Doors	\$ 14,970	\$ 11,590	\$ 3,380
1,262	Lake	Lakeport Court Facility	C1020-Interior Doors	\$ 39,306	\$ 11,792	\$ 27,514
1,263	Los Angeles	Malibu Courthouse	C1020-Interior Doors	\$ 31,872	\$ 12,105	\$ 19,767
1,264	Yolo	Family Support	C1020-Interior Doors	\$ 74,566	\$ 12,453	\$ 62,113
1,265	Santa Barbara	Santa Maria Courts Bldgs C + D	C1020-Interior Doors	\$ 13,122	\$ 13,122	\$ -
1,266	San Mateo	Northern Branch Courthouse	C1020-Interior Doors	\$ 16,132	\$ 13,423	\$ 2,709
1,267	San Mateo	Northern Branch Courthouse	C1020-Interior Doors	\$ 16,132	\$ 13,423	\$ 2,709
1,268	Riverside	Palm Springs Courts	C1020-Interior Doors	\$ 33,093	\$ 13,439	\$ 19,654
1,269	Sacramento	Gordon Schaber Sacramento Superior Court	C1020-Interior Doors	\$ 13,528	\$ 13,528	\$ -
1,270	Los Angeles	Van Nuys Courthouse East	C1020-Interior Doors	\$ 15,604	\$ 14,003	\$ 1,601



Line #	County	Facility Name	Project System Targeted for Renewal	Project Rough Order of Magnitude	Judicial Branch Share of Cost	County Share of Cost
1,271	Humboldt	Humboldt County Courthouse (Eureka)	C1020-Interior Doors	\$ 42,139	\$ 14,058	\$ 28,081
1,272	Los Angeles	Santa Monica Courthouse	C1020-Interior Doors	\$ 17,979	\$ 14,112	\$ 3,867
1,273	Riverside	Corona	C1020-Interior Doors	\$ 26,379	\$ 14,253	\$ 12,126
1,274	Los Angeles	Beverly Hills Courthouse	C1020-Interior Doors	\$ 17,979	\$ 14,297	\$ 3,682
1,275	San Diego	Kearny Mesa Court	C1020-Interior Doors	\$ 14,970	\$ 14,970	\$ -
1,276	Lake	Lakeport Court Facility	C1020-Interior Doors	\$ 51,500	\$ 15,450	\$ 36,050
1,277	San Mateo	Central Branch	C1020-Interior Doors	\$ 15,461	\$ 15,461	\$ -
1,278	Merced	Old Court	C1020-Interior Doors	\$ 15,995	\$ 15,995	\$ -
1,279	San Diego	County Courthouse	C1020-Interior Doors	\$ 20,688	\$ 16,017	\$ 4,671
1,280	Sacramento	Gordon Schaber Sacramento Superior Court	C1020-Interior Doors	\$ 16,151	\$ 16,151	\$ -
1,281	Stanislaus	Modesto Main Courthouse	C1020-Interior Doors	\$ 16,240	\$ 16,206	\$ 34
1,282	Los Angeles	Governor George Deukmejian Courthouse	C1020-Interior Doors	\$ 16,400	\$ 16,400	\$ -
1,283	Santa Clara	Downtown Superior Court	C1020-Interior Doors	\$ 16,441	\$ 16,441	\$ -
1,284	Los Angeles	Parking Structure Lot 59- Whittier Admin CTR	C1020-Interior Doors	\$ 19,457	\$ 16,817	\$ 2,640
1,285	Tulare	Visalia Superior Court	C1020-Interior Doors	\$ 52,233	\$ 16,887	\$ 35,346
1,286	Los Angeles	Metropolitan Courthouse	C1020-Interior Doors	\$ 17,930	\$ 16,951	\$ 979
1,287	San Francisco	Hall of Justice	C1020-Interior Doors	\$ 75,243	\$ 17,502	\$ 57,741
1,288	Orange	Central Justice Center	C1020-Interior Doors	\$ 19,483	\$ 17,763	\$ 1,720
1,289	Lake	Lakeport Court Facility	C1020-Interior Doors	\$ 60,692	\$ 18,208	\$ 42,484
1,290	Orange	North Justice Center	C1020-Interior Doors	\$ 18,306	\$ 18,306	\$ -
1,291	Humboldt	Humboldt County Courthouse (Eureka)	C1020-Interior Doors	\$ 56,185	\$ 18,743	\$ 37,442
1,292	Los Angeles	Pomona Courthouse North	C1020-Interior Doors	\$ 19,457	\$ 19,457	\$ -
1,293	Riverside	Palm Springs Courts	C1020-Interior Doors	\$ 50,237	\$ 20,401	\$ 29,836
1,294	San Mateo	Hall of Justice	C1020-Interior Doors	\$ 41,384	\$ 21,809	\$ 19,575
1,295	San Luis Obispo	Grover Beach Branch	C1020-Interior Doors	\$ 22,193	\$ 22,193	\$ -
1,296	Stanislaus	Modesto Main Courthouse	C1020-Interior Doors	\$ 22,355	\$ 22,308	\$ 47
1,297	Solano	Law And Justice Center	C1020-Interior Doors	\$ 22,980	\$ 22,980	\$ -
1,298	Santa Barbara	Santa Maria Courts, Bldg F	C1020-Interior Doors	\$ 23,740	\$ 23,740	\$ -
1,299	Tulare	Visalia Superior Court	C1020-Interior Doors	\$ 23,800	\$ 23,800	\$ -
1,300	Los Angeles	Norwalk Courthouse	C1020-Interior Doors	\$ 28,242	\$ 24,014	\$ 4,228
1,301	San Bernardino	Victorville Courthouse-Dept. N-1	C1020-Interior Doors	\$ 39,304	\$ 25,253	\$ 14,051



Line #	County	Facility Name	Project System Targeted for Renewal	Project Rough Order of Magnitude	Judicial Branch Share of Cost	County Share of Cost
1,302	San Diego	Kearny Mesa Court	C1020-Interior Doors	\$ 25,860	\$ 25,860	\$ -
1,303	Santa Barbara	Santa Maria Courts, Bldgs. A + B	C1020-Interior Doors	\$ 26,378	\$ 26,378	\$ -
1,304	Solano	Solano Justice Building	C1020-Interior Doors	\$ 34,986	\$ 26,624	\$ 8,362
1,305	Tulare	Visalia Superior Court	C1020-Interior Doors	\$ 27,200	\$ 27,200	\$ -
1,306	Tulare	Visalia Superior Court	C1020-Interior Doors	\$ 27,200	\$ 27,200	\$ -
1,307	Shasta	Main Courthouse	C1020-Interior Doors	\$ 41,205	\$ 28,724	\$ 12,481
1,308	Orange	North Justice Center	C1020-Interior Doors	\$ 31,883	\$ 28,794	\$ 3,089
1,309	San Bernardino	Fontana Courthouse	C1020-Interior Doors	\$ 28,932	\$ 28,932	\$ -
1,310	El Dorado	Main St. Courthouse	C1020-Interior Doors	\$ 29,339	\$ 29,339	\$ -
1,311	Los Angeles	David M. Kenyon Juvenile Justice Center	C1020-Interior Doors	\$ 72,309	\$ 29,401	\$ 42,908
1,312	San Bernardino	Chino Courthouse	C1020-Interior Doors	\$ 29,410	\$ 29,410	\$ -
1,313	Contra Costa	George D. Carroll Courthouse	C1020-Interior Doors	\$ 38,588	\$ 29,790	\$ 8,798
1,314	Contra Costa	Wakefield Taylor Courthouse	C1020-Interior Doors	\$ 29,885	\$ 29,885	\$ -
1,315	Los Angeles	Inglewood Juvenile Court	C1020-Interior Doors	\$ 30,236	\$ 30,236	\$ -
1,316	Butte	Butte County Courthouse	C1020-Interior Doors	\$ 30,449	\$ 30,449	\$ -
1,317	Los Angeles	David M. Kenyon Juvenile Justice Center	C1020-Interior Doors	\$ 30,693	\$ 30,693	\$ -
1,318	Los Angeles	Pasadena Courthouse	C1020-Interior Doors	\$ 30,693	\$ 30,693	\$ -
1,319	Los Angeles	Pasadena Courthouse	C1020-Interior Doors	\$ 30,693	\$ 30,693	\$ -
1,320	Los Angeles	Pasadena Courthouse	C1020-Interior Doors	\$ 30,693	\$ 30,693	\$ -
1,321	Los Angeles	Pasadena Courthouse	C1020-Interior Doors	\$ 30,693	\$ 30,693	\$ -
1,322	Los Angeles	Pasadena Courthouse	C1020-Interior Doors	\$ 30,693	\$ 30,693	\$ -
1,323	Los Angeles	Torrance Courthouse	C1020-Interior Doors	\$ 30,693	\$ 30,693	\$ -
1,324	Los Angeles	Torrance Courthouse	C1020-Interior Doors	\$ 30,693	\$ 30,693	\$ -
1,325	Shasta	Main Courthouse	C1020-Interior Doors	\$ 44,094	\$ 30,738	\$ 13,356
1,326	Nevada	Nevada City Courthouse Annex	C1020-Interior Doors	\$ 73,347	\$ 31,327	\$ 42,020
1,327	Santa Barbara	Figueroa Division	C1020-Interior Doors	\$ 32,037	\$ 32,037	\$ -
1,328	Los Angeles	Whittier Courthouse	C1020-Interior Doors	\$ 38,179	\$ 32,998	\$ 5,181
1,329	Los Angeles	Whittier Courthouse	C1020-Interior Doors	\$ 38,179	\$ 32,998	\$ 5,181
1,330	Los Angeles	Santa Clarita Courthouse	C1020-Interior Doors	\$ 37,574	\$ 33,212	\$ 4,362
1,331	San Diego	South County Regional Center	C1020-Interior Doors	\$ 33,291	\$ 33,291	\$ -
1,332	Orange	West Justice Center	C1020-Interior Doors	\$ 37,208	\$ 33,740	\$ 3,468
1,333	Riverside	Hemet	C1020-Interior Doors	\$ 34,178	\$ 34,178	\$ -
1,334	San Francisco	Hall of Justice	C1020-Interior Doors	\$ 147,351	\$ 34,274	\$ 113,077
1,335	Imperial	Imperial County Courthouse	C1020-Interior Doors	\$ 34,336	\$ 34,336	\$ -



Line #	County	Facility Name	Project System Targeted for Renewal	Project Rough Order of Magnitude	Judicial Branch Share of Cost	County Share of Cost
1,336	Orange	North Justice Center	C1020-Interior Doors	\$ 38,257	\$ 34,550	\$ 3,707
1,337	Orange	North Justice Center	C1020-Interior Doors	\$ 38,287	\$ 34,577	\$ 3,710
1,338	Humboldt	Humboldt County Courthouse (Eureka)	C1020-Interior Doors	\$ 103,706	\$ 34,596	\$ 69,110
1,339	Sonoma	Hall of Justice	C1020-Interior Doors	\$ 60,692	\$ 36,051	\$ 24,641
1,340	Riverside	Palm Springs Courts	C1020-Interior Doors	\$ 36,748	\$ 36,748	\$ -
1,341	Santa Barbara	Figueroa Division	C1020-Interior Doors	\$ 36,754	\$ 36,754	\$ -
1,342	Los Angeles	West Covina Courthouse	C1020-Interior Doors	\$ 44,543	\$ 36,975	\$ 7,568
1,343	Contra Costa	George D. Carroll Courthouse	C1020-Interior Doors	\$ 49,086	\$ 37,894	\$ 11,192
1,344	Santa Clara	Downtown Superior Court	C1020-Interior Doors	\$ 38,286	\$ 38,286	\$ -
1,345	Los Angeles	Central Arraignment Courts	C1020-Interior Doors	\$ 38,340	\$ 38,340	\$ -
1,346	Los Angeles	Santa Clarita Courthouse	C1020-Interior Doors	\$ 43,386	\$ 38,349	\$ 5,037
1,347	San Luis Obispo	Courthouse Annex	C1020-Interior Doors	\$ 39,723	\$ 39,723	\$ -
1,348	Sacramento	Gordon Schaber Sacramento Superior Court	C1020-Interior Doors	\$ 39,791	\$ 39,791	\$ -
1,349	Los Angeles	Pomona Courthouse South	C1020-Interior Doors	\$ 44,543	\$ 40,596	\$ 3,947
1,350	Los Angeles	Clara Shortridge Foltz Criminal Justice Center	C1020-Interior Doors	\$ 60,069	\$ 41,321	\$ 18,748
1,351	San Bernardino	Fontana Courthouse	C1020-Interior Doors	\$ 49,984	\$ 41,552	\$ 8,432
1,352	San Francisco	Civic Center Courthouse	C1020-Interior Doors	\$ 41,658	\$ 41,658	\$ -
1,353	Merced	Old Court	C1020-Interior Doors	\$ 41,771	\$ 41,771	\$ -
1,354	Los Angeles	Inglewood Juvenile Court	C1020-Interior Doors	\$ 42,350	\$ 42,350	\$ -
1,355	Alameda	Wiley W. Manuel Courthouse	C1020-Interior Doors	\$ 42,701	\$ 42,701	\$ -
1,356	Los Angeles	Pomona Courthouse North	C1020-Interior Doors	\$ 44,543	\$ 42,873	\$ 1,670
1,357	Los Angeles	Pomona Courthouse North	C1020-Interior Doors	\$ 44,543	\$ 42,873	\$ 1,670
1,358	Riverside	Palm Springs Courts	C1020-Interior Doors	\$ 105,897	\$ 43,005	\$ 62,892
1,359	Santa Clara	Downtown Superior Court	C1020-Interior Doors	\$ 43,611	\$ 43,611	\$ -
1,360	Shasta	Main Courthouse	C1020-Interior Doors	\$ 63,087	\$ 43,978	\$ 19,109
1,361	San Diego	County Courthouse	C1020-Interior Doors	\$ 57,375	\$ 44,420	\$ 12,955
1,362	Shasta	Main Courthouse	C1020-Interior Doors	\$ 64,865	\$ 45,217	\$ 19,648
1,363	Los Angeles	Inglewood Juvenile Court	C1020-Interior Doors	\$ 45,355	\$ 45,355	\$ -
1,364	Butte	Chico Courthouse	C1020-Interior Doors	\$ 45,549	\$ 45,549	\$ -
1,365	Los Angeles	Beverly Hills Courthouse	C1020-Interior Doors	\$ 57,848	\$ 46,001	\$ 11,847
1,366	San Diego	East County Regional Center	C1020-Interior Doors	\$ 46,347	\$ 46,347	\$ -
1,367	Sacramento	Credit Union Bldg.	C1020-Interior Doors	\$ 46,374	\$ 46,374	\$ -
1,368	Shasta	Main Courthouse	C1020-Interior Doors	\$ 47,110	\$ 47,110	\$ -



Line #	County	Facility Name	Project System Targeted for Renewal	Project Rough Order of Magnitude	Judicial Branch Share of Cost	County Share of Cost
1,369	Santa Barbara	Figuroa Division	C1020-Interior Doors	\$ 47,557	\$ 47,557	\$ -
1,370	Los Angeles	Santa Monica Courthouse	C1020-Interior Doors	\$ 62,668	\$ 49,188	\$ 13,480
1,371	Los Angeles	Eastlake Juvenile Court	C1020-Interior Doors	\$ 90,387	\$ 49,514	\$ 40,873
1,372	Orange	West Justice Center	C1020-Interior Doors	\$ 54,619	\$ 49,529	\$ 5,090
1,373	Kern	Delano/North Kern Court	C1020-Interior Doors	\$ 61,425	\$ 49,533	\$ 11,892
1,374	Los Angeles	Whittier Courthouse	C1020-Interior Doors	\$ 58,371	\$ 50,450	\$ 7,921
1,375	Orange	North Justice Center	C1020-Interior Doors	\$ 56,394	\$ 50,929	\$ 5,465
1,376	Imperial	Imperial County Courthouse	C1020-Interior Doors	\$ 51,267	\$ 51,267	\$ -
1,377	Orange	Betty Lou Lamoreaux Justice Center	C1020-Interior Doors	\$ 51,473	\$ 51,473	\$ -
1,378	Sacramento	Gordon Schaber Sacramento Superior Court	C1020-Interior Doors	\$ 52,341	\$ 52,341	\$ -
1,379	Los Angeles	Stanley Mosk Courthouse	C1020-Interior Doors	\$ 56,360	\$ 54,816	\$ 1,544
1,380	Los Angeles	Compton Courthouse	C1020-Interior Doors	\$ 54,903	\$ 54,903	\$ -
1,381	San Joaquin	Lodi Branch- Dept. 2	C1020-Interior Doors	\$ 55,001	\$ 55,001	\$ -
1,382	Los Angeles	Santa Monica Courthouse	C1020-Interior Doors	\$ 70,282	\$ 55,164	\$ 15,118
1,383	San Diego	East County Regional Center	C1020-Interior Doors	\$ 55,260	\$ 55,260	\$ -
1,384	Sacramento	Gordon Schaber Sacramento Superior Court	C1020-Interior Doors	\$ 55,531	\$ 55,531	\$ -
1,385	Los Angeles	Burbank Courthouse	C1020-Interior Doors	\$ 63,743	\$ 57,853	\$ 5,890
1,386	Los Angeles	Pomona Courthouse North	C1020-Interior Doors	\$ 58,371	\$ 58,371	\$ -
1,387	Los Angeles	Whittier Courthouse	C1020-Interior Doors	\$ 58,371	\$ 58,371	\$ -
1,388	Riverside	Palm Springs Courts	C1020-Interior Doors	\$ 145,609	\$ 59,132	\$ 86,477
1,389	Los Angeles	Pasadena Courthouse	C1020-Interior Doors	\$ 86,548	\$ 60,021	\$ 26,527
1,390	Los Angeles	Compton Courthouse	C1020-Interior Doors	\$ 60,560	\$ 60,560	\$ -
1,391	Los Angeles	Compton Courthouse	C1020-Interior Doors	\$ 60,560	\$ 60,560	\$ -
1,392	Los Angeles	Compton Courthouse	C1020-Interior Doors	\$ 60,560	\$ 60,560	\$ -
1,393	San Bernardino	San Bernardino Courthouse - Annex	C1020-Interior Doors	\$ 63,603	\$ 60,830	\$ 2,773
1,394	Nevada	Nevada City Courthouse Annex	C1020-Interior Doors	\$ 144,262	\$ 61,614	\$ 82,648
1,395	Los Angeles	Alhambra Courthouse	C1020-Interior Doors	\$ 71,882	\$ 61,819	\$ 10,063
1,396	Solano	Hall of Justice	C1020-Interior Doors	\$ 87,465	\$ 63,692	\$ 23,773
1,397	Los Angeles	Pomona Courthouse South	C1020-Interior Doors	\$ 69,996	\$ 63,794	\$ 6,202
1,398	San Francisco	Hall of Justice	C1020-Interior Doors	\$ 276,056	\$ 64,211	\$ 211,845
1,399	Los Angeles	Malibu Courthouse	C1020-Interior Doors	\$ 169,576	\$ 64,405	\$ 105,171
1,400	San Diego	County Courthouse	C1020-Interior Doors	\$ 84,626	\$ 65,517	\$ 19,109
1,401	San Bernardino	Chino Courthouse	C1020-Interior Doors	\$ 66,507	\$ 66,507	\$ -
1,402	Los Angeles	Torrance Courthouse	C1020-Interior Doors	\$ 74,367	\$ 67,250	\$ 7,117



Line #	County	Facility Name	Project System Targeted for Renewal	Project Rough Order of Magnitude	Judicial Branch Share of Cost	County Share of Cost
1,403	Los Angeles	Whittier Courthouse	C1020-Interior Doors	\$ 77,828	\$ 67,267	\$ 10,561
1,404	Los Angeles	Alhambra Courthouse	C1020-Interior Doors	\$ 67,632	\$ 67,632	\$ -
1,405	Merced	Old Court	C1020-Interior Doors	\$ 69,003	\$ 69,003	\$ -
1,406	Tulare	Visalia Superior Court	C1020-Interior Doors	\$ 69,215	\$ 69,215	\$ -
1,407	Kings	Avenal Court	C1020-Interior Doors	\$ 122,868	\$ 71,276	\$ 51,592
1,408	San Bernardino	Victorville Courthouse-Dept. N-1	C1020-Interior Doors	\$ 113,298	\$ 72,794	\$ 40,504
1,409	Los Angeles	Pasadena Courthouse	C1020-Interior Doors	\$ 106,380	\$ 73,775	\$ 32,605
1,410	Los Angeles	Torrance Courthouse	C1020-Interior Doors	\$ 86,126	\$ 77,884	\$ 8,242
1,411	Los Angeles	Beverly Hills Courthouse	C1020-Interior Doors	\$ 99,566	\$ 79,175	\$ 20,391
1,412	Tulare	Visalia Superior Court	C1020-Interior Doors	\$ 246,381	\$ 79,655	\$ 166,726
1,413	Tulare	Visalia Superior Court	C1020-Interior Doors	\$ 79,785	\$ 79,785	\$ -
1,414	Sacramento	Gordon Schaber Sacramento Superior Court	C1020-Interior Doors	\$ 81,177	\$ 81,177	\$ -
1,415	Los Angeles	Torrance Courthouse	C1020-Interior Doors	\$ 90,123	\$ 81,498	\$ 8,625
1,416	Santa Barbara	Santa Maria Courts Bldgs C + D	C1020-Interior Doors	\$ 150,355	\$ 82,244	\$ 68,111
1,417	El Dorado	Main St. Courthouse	C1020-Interior Doors	\$ 82,435	\$ 82,435	\$ -
1,418	Lake	Lakeport Court Facility	C1020-Interior Doors	\$ 82,917	\$ 82,917	\$ -
1,419	Orange	North Justice Center	C1020-Interior Doors	\$ 83,006	\$ 83,006	\$ -
1,420	Butte	Butte County Courthouse	C1020-Interior Doors	\$ 91,098	\$ 91,098	\$ -
1,421	Siskiyou	Siskiyou County Courthouse	C1020-Interior Doors	\$ 273,294	\$ 91,909	\$ 181,385
1,422	Stanislaus	Modesto Main Courthouse	C1020-Interior Doors	\$ 94,261	\$ 94,261	\$ -
1,423	Los Angeles	Compton Courthouse	C1020-Interior Doors	\$ 94,293	\$ 94,293	\$ -
1,424	San Bernardino	Chino Courthouse	C1020-Interior Doors	\$ 95,144	\$ 95,144	\$ -
1,425	Alameda	Fremont Hall of Justice	C1020-Interior Doors	\$ 120,133	\$ 95,386	\$ 24,747
1,426	Orange	West Justice Center	C1020-Interior Doors	\$ 107,068	\$ 97,089	\$ 9,979
1,427	Nevada	Nevada City Courthouse	C1020-Interior Doors	\$ 148,281	\$ 97,124	\$ 51,157
1,428	San Mateo	Central Branch	C1020-Interior Doors	\$ 100,874	\$ 100,874	\$ -
1,429	Sacramento	Gordon Schaber Sacramento Superior Court	C1020-Interior Doors	\$ 101,801	\$ 101,801	\$ -
1,430	Los Angeles	Compton Courthouse	C1020-Interior Doors	\$ 102,049	\$ 102,049	\$ -
1,431	Sonoma	Hall of Justice	C1020-Interior Doors	\$ 173,597	\$ 103,117	\$ 70,480
1,432	Mendocino	County Courthouse	C1020-Interior Doors	\$ 106,954	\$ 106,954	\$ -
1,433	Santa Barbara	Santa Maria Courts Bldgs C + D	C1020-Interior Doors	\$ 200,473	\$ 109,659	\$ 90,814
1,434	San Diego	East County Regional Center	C1020-Interior Doors	\$ 111,529	\$ 111,529	\$ -
1,435	Lake	Lakeport Court Facility	C1020-Interior Doors	\$ 371,994	\$ 111,598	\$ 260,396
1,436	San Diego	County Courthouse	C1020-Interior Doors	\$ 147,845	\$ 114,462	\$ 33,383



Line #	County	Facility Name	Project System Targeted for Renewal	Project Rough Order of Magnitude	Judicial Branch Share of Cost	County Share of Cost
1,437	Los Angeles	Eastlake Juvenile Court	C1020-Interior Doors	\$ 210,154	\$ 115,122	\$ 95,032
1,438	San Mateo	Northern Branch Courthouse	C1020-Interior Doors	\$ 139,161	\$ 115,796	\$ 23,365
1,439	Stanislaus	Hall of Records	C1020-Interior Doors	\$ 250,528	\$ 117,172	\$ 133,356
1,440	Santa Clara	Downtown Superior Court	C1020-Interior Doors	\$ 117,801	\$ 117,801	\$ -
1,441	Los Angeles	Monrovia Training Center	C1020-Interior Doors	\$ 119,648	\$ 119,648	\$ -
1,442	Fresno	Fresno County Courthouse	C1020-Interior Doors	\$ 125,089	\$ 119,973	\$ 5,116
1,443	Tulare	Visalia Superior Court	C1020-Interior Doors	\$ 121,127	\$ 121,127	\$ -
1,444	Los Angeles	Pomona Courthouse South	C1020-Interior Doors	\$ 132,956	\$ 121,176	\$ 11,780
1,445	Los Angeles	Norwalk Courthouse	C1020-Interior Doors	\$ 121,714	\$ 121,714	\$ -
1,446	San Mateo	Northern Branch Courthouse	C1020-Interior Doors	\$ 147,230	\$ 122,510	\$ 24,720
1,447	Fresno	Fresno County Courthouse	C1020-Interior Doors	\$ 123,346	\$ 123,346	\$ -
1,448	Los Angeles	Beverly Hills Courthouse	C1020-Interior Doors	\$ 159,358	\$ 126,721	\$ 32,637
1,449	Contra Costa	Wakefield Taylor Courthouse	C1020-Interior Doors	\$ 130,779	\$ 130,779	\$ -
1,450	Los Angeles	Norwalk Courthouse	C1020-Interior Doors	\$ 158,580	\$ 134,841	\$ 23,739
1,451	Los Angeles	Torrance Courthouse	C1020-Interior Doors	\$ 149,898	\$ 135,553	\$ 14,345
1,452	Orange	Central Justice Center	C1020-Interior Doors	\$ 148,832	\$ 135,690	\$ 13,142
1,453	Orange	West Justice Center	C1020-Interior Doors	\$ 151,024	\$ 136,949	\$ 14,075
1,454	Santa Barbara	Santa Maria Courts, Bldg G	C1020-Interior Doors	\$ 142,561	\$ 137,557	\$ 5,004
1,455	Orange	North Justice Center	C1020-Interior Doors	\$ 154,103	\$ 139,170	\$ 14,933
1,456	Tulare	Visalia Superior Court	C1020-Interior Doors	\$ 431,166	\$ 139,396	\$ 291,770
1,457	Nevada	Nevada City Courthouse	C1020-Interior Doors	\$ 212,958	\$ 139,487	\$ 73,471
1,458	Alameda	Hayward Hall of Justice	C1020-Interior Doors	\$ 140,761	\$ 140,761	\$ -
1,459	Orange	North Justice Center	C1020-Interior Doors	\$ 159,340	\$ 143,900	\$ 15,440
1,460	Alameda	Fremont Hall of Justice	C1020-Interior Doors	\$ 145,952	\$ 145,952	\$ -
1,461	Humboldt	Humboldt County Courthouse (Eureka)	C1020-Interior Doors	\$ 147,379	\$ 147,379	\$ -
1,462	Santa Clara	Downtown Superior Court	C1020-Interior Doors	\$ 151,701	\$ 151,701	\$ -
1,463	San Diego	Kearny Mesa Court	C1020-Interior Doors	\$ 151,947	\$ 151,947	\$ -
1,464	Los Angeles	Pasadena Courthouse	C1020-Interior Doors	\$ 227,510	\$ 157,778	\$ 69,732
1,465	Los Angeles	Alhambra Courthouse	C1020-Interior Doors	\$ 160,069	\$ 160,069	\$ -
1,466	Los Angeles	Central Arraignment Courts	C1020-Interior Doors	\$ 160,069	\$ 160,069	\$ -
1,467	Los Angeles	Central Arraignment Courts	C1020-Interior Doors	\$ 160,069	\$ 160,069	\$ -
1,468	Los Angeles	Glendale Courthouse	C1020-Interior Doors	\$ 160,069	\$ 160,069	\$ -
1,469	Los Angeles	Hall of Records	C1020-Interior Doors	\$ 160,069	\$ 160,069	\$ -
1,470	Los Angeles	Hall of Records	C1020-Interior Doors	\$ 160,069	\$ 160,069	\$ -
1,471	Los Angeles	Hall of Records	C1020-Interior Doors	\$ 160,069	\$ 160,069	\$ -

Line #	County	Facility Name	Project System Targeted for Renewal	Project Rough Order of Magnitude	Judicial Branch Share of Cost	County Share of Cost
1,472	Los Angeles	Los Padrinos Juvenile Court	C1020-Interior Doors	\$ 160,069	\$ 160,069	\$ -
1,473	Los Angeles	Norwalk Courthouse	C1020-Interior Doors	\$ 160,069	\$ 160,069	\$ -
1,474	Los Angeles	Santa Monica Courthouse	C1020-Interior Doors	\$ 160,069	\$ 160,069	\$ -
1,475	Los Angeles	Sylmar Juvenile Court	C1020-Interior Doors	\$ 160,069	\$ 160,069	\$ -
1,476	Los Angeles	Van Nuys Courthouse East	C1020-Interior Doors	\$ 160,069	\$ 160,069	\$ -
1,477	Los Angeles	Pomona Courthouse South	C1020-Interior Doors	\$ 181,598	\$ 165,508	\$ 16,090
1,478	Orange	Central Justice Center	C1020-Interior Doors	\$ 182,064	\$ 165,988	\$ 16,076
1,479	Los Angeles	Santa Clarita Courthouse	C1020-Interior Doors	\$ 191,230	\$ 169,028	\$ 22,202
1,480	Los Angeles	Alhambra Courthouse	C1020-Interior Doors	\$ 170,549	\$ 170,549	\$ -
1,481	San Bernardino	Victorville Courthouse-Dept. N-1	C1020-Interior Doors	\$ 266,583	\$ 171,280	\$ 95,303
1,482	Stanislaus	Modesto Main Courthouse	C1020-Interior Doors	\$ 175,620	\$ 175,251	\$ 369
1,483	Los Angeles	Torrance Courthouse	C1020-Interior Doors	\$ 196,652	\$ 177,832	\$ 18,820
1,484	Los Angeles	Eastlake Juvenile Court	C1020-Interior Doors	\$ 325,013	\$ 178,042	\$ 146,971
1,485	Los Angeles	Inglewood Juvenile Court	C1020-Interior Doors	\$ 178,395	\$ 178,395	\$ -
1,486	Shasta	Main Courthouse	C1020-Interior Doors	\$ 258,111	\$ 179,929	\$ 78,182
1,487	Sacramento	Gordon Schaber Sacramento Superior Court	C1020-Interior Doors	\$ 182,656	\$ 182,656	\$ -
1,488	Alameda	Hayward Hall of Justice	C1020-Interior Doors	\$ 185,685	\$ 185,685	\$ -
1,489	Sonoma	Hall of Justice	C1020-Interior Doors	\$ 315,310	\$ 187,294	\$ 128,016
1,490	Contra Costa	George D. Carroll Courthouse	C1020-Interior Doors	\$ 246,549	\$ 190,336	\$ 56,213
1,491	Los Angeles	Stanley Mosk Courthouse	C1020-Interior Doors	\$ 197,765	\$ 192,346	\$ 5,419
1,492	Sacramento	Gordon Schaber Sacramento Superior Court	C1020-Interior Doors	\$ 196,807	\$ 196,807	\$ -
1,493	Alameda	Wiley W. Manuel Courthouse	C1020-Interior Doors	\$ 197,215	\$ 197,215	\$ -
1,494	San Mateo	Hall of Justice	C1020-Interior Doors	\$ 375,987	\$ 198,145	\$ 177,842
1,495	Los Angeles	Pasadena Courthouse	C1020-Interior Doors	\$ 287,205	\$ 199,177	\$ 88,028
1,496	Los Angeles	Santa Monica Courthouse	C1020-Interior Doors	\$ 254,973	\$ 200,128	\$ 54,845
1,497	Los Angeles	Metropolitan Courthouse	C1020-Interior Doors	\$ 216,928	\$ 205,084	\$ 11,844
1,498	Los Angeles	Whittier Courthouse	C1020-Interior Doors	\$ 214,026	\$ 214,026	\$ -
1,499	San Diego	County Courthouse	C1020-Interior Doors	\$ 281,000	\$ 217,550	\$ 63,450
1,500	Los Angeles	Torrance Courthouse	C1020-Interior Doors	\$ 245,986	\$ 222,445	\$ 23,541
1,501	Mendocino	County Courthouse	C1020-Interior Doors	\$ 332,385	\$ 224,759	\$ 107,626
1,502	Alameda	Fremont Hall of Justice	C1020-Interior Doors	\$ 285,523	\$ 226,705	\$ 58,818
1,503	Los Angeles	Metropolitan Courthouse	C1020-Interior Doors	\$ 242,712	\$ 229,460	\$ 13,252
1,504	Santa Barbara	Santa Maria Courts, Bldg G	C1020-Interior Doors	\$ 237,822	\$ 229,474	\$ 8,348
1,505	Los Angeles	Metropolitan Courthouse	C1020-Interior Doors	\$ 230,508	\$ 230,508	\$ -



Line #	County	Facility Name	Project System Targeted for Renewal	Project Rough Order of Magnitude	Judicial Branch Share of Cost	County Share of Cost
1,506	Santa Clara	Downtown Superior Court	C1020-Interior Doors	\$ 237,609	\$ 237,609	\$ -
1,507	Humboldt	Humboldt County Courthouse (Eureka)	C1020-Interior Doors	\$ 731,065	\$ 243,883	\$ 487,182
1,508	Fresno	Fresno County Courthouse	C1020-Interior Doors	\$ 251,874	\$ 251,874	\$ -
1,509	Imperial	Imperial County Courthouse	C1020-Interior Doors	\$ 256,334	\$ 256,334	\$ -
1,510	Contra Costa	George D. Carroll Courthouse	C1020-Interior Doors	\$ 258,352	\$ 258,352	\$ -
1,511	Contra Costa	Walnut Creek Courthouse	C1020-Interior Doors	\$ 258,352	\$ 258,352	\$ -
1,512	San Diego	Juvenile Court	C1020-Interior Doors	\$ 348,213	\$ 259,837	\$ 88,376
1,513	Sacramento	Gordon Schaber Sacramento Superior Court	C1020-Interior Doors	\$ 260,841	\$ 260,841	\$ -
1,514	Fresno	Fresno County Courthouse	C1020-Interior Doors	\$ 287,840	\$ 276,067	\$ 11,773
1,515	Los Angeles	Norwalk Courthouse	C1020-Interior Doors	\$ 276,610	\$ 276,610	\$ -
1,516	Los Angeles	Burbank Courthouse	C1020-Interior Doors	\$ 312,020	\$ 283,189	\$ 28,831
1,517	Orange	North Justice Center	C1020-Interior Doors	\$ 317,052	\$ 286,330	\$ 30,722
1,518	San Bernardino	Fontana Courthouse	C1020-Interior Doors	\$ 346,558	\$ 288,094	\$ 58,464
1,519	Santa Clara	Historic Courthouse	C1020-Interior Doors	\$ 289,952	\$ 289,952	\$ -
1,520	San Diego	County Courthouse	C1020-Interior Doors	\$ 379,869	\$ 294,095	\$ 85,774
1,521	Alameda	Wiley W. Manuel Courthouse	C1020-Interior Doors	\$ 360,155	\$ 301,810	\$ 58,345
1,522	Los Angeles	Santa Clarita Courthouse	C1020-Interior Doors	\$ 345,936	\$ 305,773	\$ 40,163
1,523	San Diego	County Courthouse	C1020-Interior Doors	\$ 311,950	\$ 311,950	\$ -
1,524	Los Angeles	Pasadena Courthouse	C1020-Interior Doors	\$ 475,946	\$ 330,069	\$ 145,877
1,525	Los Angeles	Metropolitan Courthouse	C1020-Interior Doors	\$ 351,409	\$ 332,222	\$ 19,187
1,526	San Diego	County Courthouse	C1020-Interior Doors	\$ 433,791	\$ 335,841	\$ 97,950
1,527	Los Angeles	Whittier Courthouse	C1020-Interior Doors	\$ 389,139	\$ 336,333	\$ 52,806
1,528	Kern	Bakersfield Superior Court	C1020-Interior Doors	\$ 341,606	\$ 341,606	\$ -
1,529	San Bernardino	San Bernardino Courthouse - Annex	C1020-Interior Doors	\$ 364,493	\$ 348,601	\$ 15,892
1,530	Los Angeles	Torrance Courthouse	C1020-Interior Doors	\$ 413,939	\$ 374,325	\$ 39,614
1,531	Fresno	Fresno County Courthouse	C1020-Interior Doors	\$ 379,711	\$ 379,711	\$ -
1,532	San Bernardino	Victorville Courthouse-Dept. N-1	C1020-Interior Doors	\$ 606,477	\$ 389,661	\$ 216,816
1,533	Los Angeles	Alhambra Courthouse	C1020-Interior Doors	\$ 469,671	\$ 403,917	\$ 65,754
1,534	Los Angeles	Norwalk Courthouse	C1020-Interior Doors	\$ 475,276	\$ 404,127	\$ 71,149
1,535	Orange	West Justice Center	C1020-Interior Doors	\$ 448,272	\$ 406,493	\$ 41,779
1,536	Los Angeles	Pasadena Courthouse	C1020-Interior Doors	\$ 594,560	\$ 412,327	\$ 182,233
1,537	Los Angeles	Glendale Courthouse	C1020-Interior Doors	\$ 463,726	\$ 419,858	\$ 43,868
1,538	Los Angeles	Stanley Mosk Courthouse	C1020-Interior Doors	\$ 439,261	\$ 427,225	\$ 12,036

Line #	County	Facility Name	Project System Targeted for Renewal	Project Rough Order of Magnitude	Judicial Branch Share of Cost	County Share of Cost
1,539	Los Angeles	Clara Shortridge Foltz Criminal Justice Center	C1020-Interior Doors	\$ 435,318	\$ 435,318	\$ -
1,540	San Diego	County Courthouse	C1020-Interior Doors	\$ 563,472	\$ 436,240	\$ 127,232
1,541	San Bernardino	Chino Courthouse	C1020-Interior Doors	\$ 440,476	\$ 440,476	\$ -
1,542	Riverside	Family Law Court	C1020-Interior Doors	\$ 441,078	\$ 441,078	\$ -
1,543	Orange	North Justice Center	C1020-Interior Doors	\$ 489,333	\$ 441,917	\$ 47,416
1,544	Alameda	Hayward Hall of Justice	C1020-Interior Doors	\$ 513,920	\$ 453,791	\$ 60,129
1,545	Los Angeles	Torrance Courthouse	C1020-Interior Doors	\$ 510,734	\$ 461,857	\$ 48,877
1,546	Contra Costa	Wakefield Taylor Courthouse	C1020-Interior Doors	\$ 473,108	\$ 473,108	\$ -
1,547	Imperial	Imperial County Courthouse	C1020-Interior Doors	\$ 478,489	\$ 478,489	\$ -
1,548	Los Angeles	Beverly Hills Courthouse	C1020-Interior Doors	\$ 617,258	\$ 490,844	\$ 126,414
1,549	Los Angeles	Pomona Courthouse North	C1020-Interior Doors	\$ 515,609	\$ 515,609	\$ -
1,550	Stanislaus	Modesto Main Courthouse	C1020-Interior Doors	\$ 521,951	\$ 520,855	\$ 1,096
1,551	Orange	West Justice Center	C1020-Interior Doors	\$ 576,618	\$ 522,877	\$ 53,741
1,552	Kern	Bakersfield Superior Court	C1020-Interior Doors	\$ 588,976	\$ 588,976	\$ -
1,553	Los Angeles	Stanley Mosk Courthouse	C1020-Interior Doors	\$ 618,880	\$ 618,880	\$ -
1,554	Santa Clara	Downtown Superior Court	C1020-Interior Doors	\$ 635,639	\$ 635,639	\$ -
1,555	Santa Clara	Historic Courthouse	C1020-Interior Doors	\$ 652,752	\$ 652,752	\$ -
1,556	Los Angeles	Van Nuys Courthouse East	C1020-Interior Doors	\$ 755,458	\$ 677,948	\$ 77,510
1,557	Los Angeles	Van Nuys Courthouse East	C1020-Interior Doors	\$ 773,963	\$ 694,554	\$ 79,409
1,558	San Bernardino	San Bernardino Courthouse - Annex	C1020-Interior Doors	\$ 759,047	\$ 725,953	\$ 33,094
1,559	Los Angeles	Metropolitan Courthouse	C1020-Interior Doors	\$ 807,415	\$ 763,330	\$ 44,085
1,560	Orange	Central Justice Center	C1020-Interior Doors	\$ 884,569	\$ 806,462	\$ 78,107
1,561	Los Angeles	Clara Shortridge Foltz Criminal Justice Center	C1020-Interior Doors	\$ 832,794	\$ 832,794	\$ -
1,562	Orange	Central Justice Center	C1020-Interior Doors	\$ 996,159	\$ 908,198	\$ 87,961
1,563	Los Angeles	Santa Monica Courthouse	C1020-Interior Doors	\$ 1,214,166	\$ 952,999	\$ 261,167
1,564	Los Angeles	Alhambra Courthouse	C1020-Interior Doors	\$ 1,178,872	\$ 1,013,830	\$ 165,042
1,565	San Diego	County Courthouse	C1020-Interior Doors	\$ 1,329,540	\$ 1,029,330	\$ 300,210
1,566	Orange	Central Justice Center	C1020-Interior Doors	\$ 1,189,641	\$ 1,084,596	\$ 105,045
1,567	Los Angeles	Clara Shortridge Foltz Criminal Justice Center	C1020-Interior Doors	\$ 1,106,440	\$ 1,106,440	\$ -
1,568	Sacramento	Gordon Schaber Sacramento Superior Court	C1020-Interior Doors	\$ 1,339,571	\$ 1,339,571	\$ -
1,569	Kern	Bakersfield Superior Court	C1020-Interior Doors	\$ 1,354,644	\$ 1,354,644	\$ -
1,570	Los Angeles	Pomona Courthouse South	C1020-Interior Doors	\$ 1,585,740	\$ 1,445,243	\$ 140,497



Line #	County	Facility Name	Project System Targeted for Renewal	Project Rough Order of Magnitude	Judicial Branch Share of Cost	County Share of Cost
1,571	Los Angeles	Clara Shortridge Foltz Criminal Justice Center	C1020-Interior Doors	\$ 2,220,118	\$ 1,527,219	\$ 692,899
1,572	Los Angeles	Metropolitan Courthouse	C1020-Interior Doors	\$ 1,685,588	\$ 1,593,555	\$ 92,033
1,573	Los Angeles	Norwalk Courthouse	C1020-Interior Doors	\$ 1,902,958	\$ 1,618,085	\$ 284,873
1,574	Orange	Central Justice Center	C1020-Interior Doors	\$ 2,145,156	\$ 1,955,739	\$ 189,417
1,575	Los Angeles	Stanley Mosk Courthouse	C1020-Interior Doors	\$ 2,432,867	\$ 2,366,206	\$ 66,661
1,576	Los Angeles	Clara Shortridge Foltz Criminal Justice Center	C1020-Interior Doors	\$ 4,063,629	\$ 2,795,370	\$ 1,268,259
1,577	Los Angeles	Clara Shortridge Foltz Criminal Justice Center	C1020-Interior Doors	\$ 7,611,833	\$ 5,236,180	\$ 2,375,653
1,578	Los Angeles	Stanley Mosk Courthouse	C1020-Interior Doors	\$ 6,013,174	\$ 5,848,413	\$ 164,761
1,579	Orange	Civil Complex Center ("CXC")	C10-Interior Construction	\$ 12,987	\$ 12,987	\$ -
1,580	Orange	Betty Lou Lamoreaux Justice Center	C10-Interior Construction	\$ 18,997	\$ 15,188	\$ 3,809
1,581	Orange	Betty Lou Lamoreaux Justice Center	C10-Interior Construction	\$ 38,961	\$ 31,149	\$ 7,812
1,582	Orange	Harbor Justice Center-Newport Beach Facility	C10-Interior Construction	\$ 38,961	\$ 32,852	\$ 6,109
1,583	Orange	West Justice Center	C10-Interior Construction	\$ 36,261	\$ 32,881	\$ 3,380
1,584	Orange	Central Justice Center	C10-Interior Construction	\$ 47,246	\$ 47,246	\$ -
1,585	Orange	Civil Complex Center ("CXC")	C10-Interior Construction	\$ 47,494	\$ 47,494	\$ -
1,586	Orange	Harbor Justice Center-Newport Beach Facility	C10-Interior Construction	\$ 59,733	\$ 50,367	\$ 9,366
1,587	Orange	Civil Complex Center ("CXC")	C10-Interior Construction	\$ 108,539	\$ 108,539	\$ -
1,588	Orange	West Justice Center	C10-Interior Construction	\$ 109,908	\$ 109,908	\$ -
1,589	Orange	Betty Lou Lamoreaux Justice Center	C10-Interior Construction	\$ 196,728	\$ 157,284	\$ 39,444
1,590	Orange	West Justice Center	C10-Interior Construction	\$ 203,200	\$ 203,200	\$ -
1,591	Orange	Harbor Justice Center-Newport Beach Facility	C10-Interior Construction	\$ 254,001	\$ 254,001	\$ -
1,592	Orange	Central Justice Center	C10-Interior Construction	\$ 453,969	\$ 413,884	\$ 40,085
1,593	Orange	Betty Lou Lamoreaux Justice Center	C10-Interior Construction	\$ 707,261	\$ 565,455	\$ 141,806
1,594	Orange	Central Justice Center	C10-Interior Construction	\$ 1,422,403	\$ 1,422,403	\$ -
1,595	Los Angeles	Van Nuys Courthouse West	C2010-Stair Construction	\$ 1,099	\$ 884	\$ 215
1,596	Los Angeles	Monrovia Training Center	C2010-Stair Construction	\$ 3,108	\$ 2,185	\$ 923
1,597	Los Angeles	Metropolitan Courthouse	C2010-Stair Construction	\$ 2,799	\$ 2,799	\$ -
1,598	Los Angeles	West Covina Courthouse	C2010-Stair Construction	\$ 4,421	\$ 4,421	\$ -
1,599	San Bernardino	Joshua Tree Courthouse	C2010-Stair Construction	\$ 4,547	\$ 4,547	\$ -
1,600	San Francisco	Polk St. Annex	C2010-Stair Construction	\$ 4,971	\$ 4,971	\$ -



Line #	County	Facility Name	Project System Targeted for Renewal	Project Rough Order of Magnitude	Judicial Branch Share of Cost	County Share of Cost
1,601	Orange	North Justice Center	C2010-Stair Construction	\$ 5,898	\$ 5,326	\$ 572
1,602	Alameda	Wiley W. Manuel Courthouse	C2010-Stair Construction	\$ 6,527	\$ 6,527	\$ -
1,603	Napa	Historic Courthouse	C2010-Stair Construction	\$ 6,536	\$ 6,536	\$ -
1,604	Orange	North Justice Center	C2010-Stair Construction	\$ 8,847	\$ 7,990	\$ 857
1,605	San Bernardino	Joshua Tree Courthouse	C2010-Stair Construction	\$ 9,417	\$ 9,417	\$ -
1,606	Riverside	Hall of Justice	C2010-Stair Construction	\$ 11,020	\$ 11,020	\$ -
1,607	Nevada	Nevada City Courthouse Annex	C2010-Stair Construction	\$ 38,731	\$ 16,542	\$ 22,189
1,608	Tulare	Tulare Division	C2010-Stair Construction	\$ 19,272	\$ 19,272	\$ -
1,609	Butte	Butte County Courthouse	C2010-Stair Construction	\$ 19,290	\$ 19,290	\$ -
1,610	Los Angeles	West Covina Courthouse	C2010-Stair Construction	\$ 21,942	\$ 21,942	\$ -
1,611	Santa Clara	Downtown Superior Court	C2010-Stair Construction	\$ 39,663	\$ 39,663	\$ -
1,612	San Diego	South County Regional Center	C2010-Stair Construction	\$ 52,577	\$ 52,577	\$ -
1,613	Sacramento	Gordon Schaber Sacramento Superior Court	C2010-Stair Construction	\$ 54,139	\$ 54,139	\$ -
1,614	Nevada	Nevada City Courthouse	C2010-Stair Construction	\$ 159,990	\$ 104,793	\$ 55,197
1,615	San Luis Obispo	Courthouse Annex	C2010-Stair Construction	\$ 117,248	\$ 117,248	\$ -
1,616	Humboldt	Humboldt County Courthouse (Eureka)	C2010-Stair Construction	\$ 205,110	\$ 205,110	\$ -
1,617	Alameda	Hayward Hall of Justice	C2010-Stair Construction	\$ 220,682	\$ 220,682	\$ -
1,618	Sacramento	Gordon Schaber Sacramento Superior Court	C2010-Stair Construction	\$ 432,417	\$ 432,417	\$ -
1,619	Los Angeles	Compton Courthouse	C2010-Stair Construction	\$ 447,516	\$ 447,516	\$ -
1,620	Los Angeles	Alhambra Courthouse	C2010-Stair Construction	\$ 462,899	\$ 462,899	\$ -
1,621	Los Angeles	Central Arraignment Courts	C2010-Stair Construction	\$ 462,899	\$ 462,899	\$ -
1,622	Los Angeles	East Los Angeles Courthouse	C2010-Stair Construction	\$ 462,899	\$ 462,899	\$ -
1,623	Los Angeles	Metropolitan Courthouse	C2010-Stair Construction	\$ 462,899	\$ 462,899	\$ -
1,624	Los Angeles	Norwalk Courthouse	C2010-Stair Construction	\$ 462,899	\$ 462,899	\$ -
1,625	Los Angeles	Santa Monica Courthouse	C2010-Stair Construction	\$ 462,899	\$ 462,899	\$ -
1,626	Los Angeles	Stanley Mosk Courthouse	C2010-Stair Construction	\$ 462,899	\$ 462,899	\$ -
1,627	Los Angeles	Van Nuys Courthouse East	C2010-Stair Construction	\$ 462,899	\$ 462,899	\$ -
1,628	Fresno	Fresno County Courthouse	C2010-Stair Construction	\$ 633,577	\$ 633,577	\$ -
1,629	Los Angeles	Clara Shortridge Foltz Criminal Justice Center	C2010-Stair Construction	\$ 1,247,232	\$ 1,247,232	\$ -
1,630	El Dorado	Main St. Courthouse	C20-Stairs	\$ 5,713	\$ 5,713	\$ -
1,631	Solano	Solano Justice Building	C20-Stairs	\$ 11,568	\$ 11,568	\$ -
1,632	Solano	Hall of Justice	C20-Stairs	\$ 27,604	\$ 20,101	\$ 7,503

Line #	County	Facility Name	Project System Targeted for Renewal	Project Rough Order of Magnitude	Judicial Branch Share of Cost	County Share of Cost
1,633	Santa Barbara	Santa Maria Courts, Bldg G	C20-Stairs	\$ 74,906	\$ 72,277	\$ 2,629
1,634	Stanislaus	Hall of Records	C20-Stairs	\$ 158,993	\$ 74,361	\$ 84,632
1,635	Nevada	Nevada City Courthouse	C20-Stairs	\$ 178,733	\$ 117,070	\$ 61,663
1,636	Los Angeles	Hall of Records	C3010-Wall Finishes	\$ 2,654	\$ 281	\$ 2,373
1,637	Santa Barbara	Santa Barbara Court Trailer	C3010-Wall Finishes	\$ 1,270	\$ 635	\$ 635
1,638	Los Angeles	Hall of Records	C3010-Wall Finishes	\$ 7,241	\$ 767	\$ 6,474
1,639	Los Angeles	Hall of Records	C3010-Wall Finishes	\$ 7,434	\$ 787	\$ 6,647
1,640	Los Angeles	Sylmar Juvenile Court	C3010-Wall Finishes	\$ 2,496	\$ 856	\$ 1,640
1,641	Sonoma	Main Adult Detention Facility	C3010-Wall Finishes	\$ 20,937	\$ 858	\$ 20,079
1,642	Los Angeles	Hall of Records	C3010-Wall Finishes	\$ 8,685	\$ 920	\$ 7,765
1,643	Los Angeles	Hall of Records	C3010-Wall Finishes	\$ 9,601	\$ 1,017	\$ 8,584
1,644	Los Angeles	Parking Structure Lot 59- Whittier Admin CTR	C3010-Wall Finishes	\$ 1,043	\$ 1,043	\$ -
1,645	Los Angeles	Van Nuys Courthouse East	C3010-Wall Finishes	\$ 1,192	\$ 1,070	\$ 122
1,646	Contra Costa	Bray Courts	C3010-Wall Finishes	\$ 1,473	\$ 1,260	\$ 213
1,647	Kern	Taft Courts Bldg.	C3010-Wall Finishes	\$ 1,303	\$ 1,303	\$ -
1,648	Los Angeles	Hall of Records	C3010-Wall Finishes	\$ 14,082	\$ 1,491	\$ 12,591
1,649	Los Angeles	Monrovia Training Center	C3010-Wall Finishes	\$ 2,341	\$ 1,645	\$ 696
1,650	San Francisco	Hall of Justice	C3010-Wall Finishes	\$ 8,760	\$ 2,038	\$ 6,722
1,651	Los Angeles	Pomona Courthouse South	C3010-Wall Finishes	\$ 2,278	\$ 2,076	\$ 202
1,652	Kings	Corcoran Court	C3010-Wall Finishes	\$ 2,086	\$ 2,086	\$ -
1,653	Los Angeles	Pomona Courthouse South	C3010-Wall Finishes	\$ 2,299	\$ 2,095	\$ 204
1,654	Los Angeles	Sylmar Juvenile Court	C3010-Wall Finishes	\$ 6,817	\$ 2,339	\$ 4,478
1,655	Orange	Central Justice Center Annex	C3010-Wall Finishes	\$ 30,200	\$ 2,401	\$ 27,799
1,656	Santa Barbara	Santa Barbara Juvenile Court	C3010-Wall Finishes	\$ 2,540	\$ 2,540	\$ -
1,657	Kern	Arvin/ Lamont Branch	C3010-Wall Finishes	\$ 4,827	\$ 2,940	\$ 1,887
1,658	Los Angeles	David M. Kenyon Juvenile Justice Center	C3010-Wall Finishes	\$ 7,271	\$ 2,956	\$ 4,315
1,659	Contra Costa	Concord Courthouse	C3010-Wall Finishes	\$ 2,999	\$ 2,999	\$ -
1,660	Kern	Arvin/ Lamont Branch	C3010-Wall Finishes	\$ 5,016	\$ 3,055	\$ 1,961
1,661	Los Angeles	Pomona Courthouse South	C3010-Wall Finishes	\$ 3,431	\$ 3,127	\$ 304
1,662	Alameda	Fremont Hall of Justice	C3010-Wall Finishes	\$ 4,089	\$ 3,247	\$ 842
1,663	Los Angeles	Whittier Courthouse	C3010-Wall Finishes	\$ 3,297	\$ 3,297	\$ -
1,664	Los Angeles	Inglewood Juvenile Court	C3010-Wall Finishes	\$ 4,171	\$ 3,369	\$ 802
1,665	Los Angeles	Van Nuys Courthouse East	C3010-Wall Finishes	\$ 4,229	\$ 3,795	\$ 434
1,666	Los Angeles	Hollywood Courthouse	C3010-Wall Finishes	\$ 4,195	\$ 3,821	\$ 374

Line #	County	Facility Name	Project System Targeted for Renewal	Project Rough Order of Magnitude	Judicial Branch Share of Cost	County Share of Cost
1,667	Tulare	Tulare Division	C3010-Wall Finishes	\$ 5,647	\$ 3,953	\$ 1,694
1,668	Los Angeles	El Monte Courthouse	C3010-Wall Finishes	\$ 7,271	\$ 4,226	\$ 3,045
1,669	Los Angeles	Hall of Records	C3010-Wall Finishes	\$ 41,096	\$ 4,352	\$ 36,744
1,670	Los Angeles	Monrovia Training Center	C3010-Wall Finishes	\$ 6,295	\$ 4,425	\$ 1,870
1,671	El Dorado	Bldg. C	C3010-Wall Finishes	\$ 21,504	\$ 4,451	\$ 17,053
1,672	San Diego	Hall of Justice	C3010-Wall Finishes	\$ 11,272	\$ 4,536	\$ 6,736
1,673	El Dorado	Cameron Park	C3010-Wall Finishes	\$ 4,567	\$ 4,567	\$ -
1,674	Kern	Arvin/ Lamont Branch	C3010-Wall Finishes	\$ 4,632	\$ 4,632	\$ -
1,675	Los Angeles	Pomona Courthouse North	C3010-Wall Finishes	\$ 4,657	\$ 4,657	\$ -
1,676	Los Angeles	Hall of Records	C3010-Wall Finishes	\$ 44,840	\$ 4,749	\$ 40,091
1,677	Los Angeles	Santa Clarita Courthouse	C3010-Wall Finishes	\$ 5,391	\$ 4,765	\$ 626
1,678	Riverside	Blythe Courthouse - Superior Court	C3010-Wall Finishes	\$ 4,883	\$ 4,883	\$ -
1,679	San Diego	Hall of Justice	C3010-Wall Finishes	\$ 12,329	\$ 4,961	\$ 7,368
1,680	Los Angeles	Santa Clarita Courthouse	C3010-Wall Finishes	\$ 5,738	\$ 5,072	\$ 666
1,681	Riverside	Riverside Juvenile Court	C3010-Wall Finishes	\$ 10,365	\$ 5,114	\$ 5,251
1,682	San Bernardino	Joshua Tree Courthouse	C3010-Wall Finishes	\$ 15,427	\$ 5,219	\$ 10,208
1,683	Ventura	East County Courthouse	C3010-Wall Finishes	\$ 8,493	\$ 5,244	\$ 3,249
1,684	San Bernardino	Joshua Tree Courthouse	C3010-Wall Finishes	\$ 5,358	\$ 5,358	\$ -
1,685	El Dorado	Cameron Park	C3010-Wall Finishes	\$ 5,376	\$ 5,376	\$ -
1,686	Riverside	Riverside Juvenile Court	C3010-Wall Finishes	\$ 11,162	\$ 5,507	\$ 5,655
1,687	Tulare	Visalia Superior Court	C3010-Wall Finishes	\$ 17,078	\$ 5,521	\$ 11,557
1,688	Santa Barbara	Santa Barbara Court Trailer	C3010-Wall Finishes	\$ 5,626	\$ 5,626	\$ -
1,689	Santa Barbara	Santa Barbara Juvenile Court	C3010-Wall Finishes	\$ 5,626	\$ 5,626	\$ -
1,690	Los Angeles	Pomona Courthouse North	C3010-Wall Finishes	\$ 5,944	\$ 5,721	\$ 223
1,691	Los Angeles	Van Nuys Courthouse West	C3010-Wall Finishes	\$ 7,645	\$ 6,153	\$ 1,492
1,692	Los Angeles	Van Nuys Courthouse West	C3010-Wall Finishes	\$ 7,645	\$ 6,153	\$ 1,492
1,693	San Mateo	Hall of Justice	C3010-Wall Finishes	\$ 6,178	\$ 6,178	\$ -
1,694	Los Angeles	Los Padrinos Juvenile Court	C3010-Wall Finishes	\$ 21,444	\$ 6,287	\$ 15,157
1,695	San Luis Obispo	Grover Beach Branch	C3010-Wall Finishes	\$ 6,399	\$ 6,399	\$ -
1,696	Los Angeles	Monrovia Training Center	C3010-Wall Finishes	\$ 9,116	\$ 6,408	\$ 2,708
1,697	Riverside	Blythe Courthouse - Superior Court	C3010-Wall Finishes	\$ 6,439	\$ 6,439	\$ -
1,698	Kern	Taft Courts Bldg.	C3010-Wall Finishes	\$ 6,456	\$ 6,456	\$ -
1,699	Alameda	Wiley W. Manuel Courthouse	C3010-Wall Finishes	\$ 6,463	\$ 6,463	\$ -
1,700	Butte	Chico Courthouse	C3010-Wall Finishes	\$ 6,515	\$ 6,515	\$ -
1,701	Los Angeles	Pasadena Courthouse	C3010-Wall Finishes	\$ 9,833	\$ 6,819	\$ 3,014
1,702	Tulare	Tulare Division	C3010-Wall Finishes	\$ 10,128	\$ 7,090	\$ 3,038



Line #	County	Facility Name	Project System Targeted for Renewal	Project Rough Order of Magnitude	Judicial Branch Share of Cost	County Share of Cost
1,703	Nevada	Nevada City Courthouse Annex	C3010-Wall Finishes	\$ 7,508	\$ 7,508	\$ -
1,704	Los Angeles	Pomona Courthouse South	C3010-Wall Finishes	\$ 8,258	\$ 7,526	\$ 732
1,705	Los Angeles	Glendale Courthouse	C3010-Wall Finishes	\$ 8,403	\$ 7,608	\$ 795
1,706	Los Angeles	Norwalk Courthouse	C3010-Wall Finishes	\$ 9,090	\$ 7,729	\$ 1,361
1,707	San Luis Obispo	Grover Beach Branch	C3010-Wall Finishes	\$ 7,814	\$ 7,814	\$ -
1,708	Riverside	Blythe Courthouse - Superior Court	C3010-Wall Finishes	\$ 8,049	\$ 8,049	\$ -
1,709	Los Angeles	Sylmar Juvenile Court	C3010-Wall Finishes	\$ 23,666	\$ 8,120	\$ 15,546
1,710	Riverside	Hemet	C3010-Wall Finishes	\$ 8,177	\$ 8,177	\$ -
1,711	Solano	Solano Justice Building	C3010-Wall Finishes	\$ 8,197	\$ 8,197	\$ -
1,712	Los Angeles	Norwalk Courthouse	C3010-Wall Finishes	\$ 9,756	\$ 8,296	\$ 1,460
1,713	Sonoma	Main Adult Detention Facility	C3010-Wall Finishes	\$ 8,316	\$ 8,316	\$ -
1,714	Los Angeles	David M. Kenyon Juvenile Justice Center	C3010-Wall Finishes	\$ 20,872	\$ 8,487	\$ 12,385
1,715	Los Angeles	Torrance Courthouse	C3010-Wall Finishes	\$ 10,030	\$ 8,540	\$ 1,490
1,716	Los Angeles	Beverly Hills Courthouse	C3010-Wall Finishes	\$ 10,810	\$ 8,596	\$ 2,214
1,717	San Mateo	Hall of Justice	C3010-Wall Finishes	\$ 8,881	\$ 8,881	\$ -
1,718	Los Angeles	Sylmar Juvenile Court	C3010-Wall Finishes	\$ 26,024	\$ 8,929	\$ 17,095
1,719	Contra Costa	Concord Courthouse	C3010-Wall Finishes	\$ 8,929	\$ 8,929	\$ -
1,720	Tulare	Visalia Superior Court	C3010-Wall Finishes	\$ 27,752	\$ 8,972	\$ 18,780
1,721	Imperial	Imperial County Courthouse	C3010-Wall Finishes	\$ 9,015	\$ 9,015	\$ -
1,722	Alameda	Berkeley Courthouse	C3010-Wall Finishes	\$ 9,029	\$ 9,029	\$ -
1,723	Siskiyou	Siskiyou County Courthouse	C3010-Wall Finishes	\$ 27,245	\$ 9,162	\$ 18,083
1,724	Los Angeles	Hollywood Courthouse	C3010-Wall Finishes	\$ 10,112	\$ 9,211	\$ 901
1,725	Kern	Shafter/Wasco Courts Bldg.	C3010-Wall Finishes	\$ 10,332	\$ 9,294	\$ 1,038
1,726	Los Angeles	Inglewood Juvenile Court	C3010-Wall Finishes	\$ 11,575	\$ 9,350	\$ 2,225
1,727	San Bernardino	Fontana Courthouse	C3010-Wall Finishes	\$ 9,351	\$ 9,351	\$ -
1,728	Los Angeles	Alhambra Courthouse	C3010-Wall Finishes	\$ 10,887	\$ 9,363	\$ 1,524
1,729	Los Angeles	Beverly Hills Courthouse	C3010-Wall Finishes	\$ 11,850	\$ 9,423	\$ 2,427
1,730	San Francisco	Civic Center Courthouse	C3010-Wall Finishes	\$ 9,438	\$ 9,438	\$ -
1,731	San Luis Obispo	1070 Palm St.	C3010-Wall Finishes	\$ 9,438	\$ 9,438	\$ -
1,732	Los Angeles	Hollywood Courthouse	C3010-Wall Finishes	\$ 10,365	\$ 9,441	\$ 924
1,733	San Mateo	Central Branch	C3010-Wall Finishes	\$ 9,513	\$ 9,513	\$ -
1,734	Los Angeles	Burbank Courthouse	C3010-Wall Finishes	\$ 10,711	\$ 9,721	\$ 990
1,735	Riverside	Corona	C3010-Wall Finishes	\$ 9,813	\$ 9,813	\$ -
1,736	San Diego	South County Regional Center	C3010-Wall Finishes	\$ 9,863	\$ 9,863	\$ -
1,737	San Mateo	Northern Branch Courthouse	C3010-Wall Finishes	\$ 9,950	\$ 9,950	\$ -

Line #	County	Facility Name	Project System Targeted for Renewal	Project Rough Order of Magnitude	Judicial Branch Share of Cost	County Share of Cost
1,738	Los Angeles	Burbank Courthouse	C3010-Wall Finishes	\$ 11,190	\$ 10,156	\$ 1,034
1,739	San Bernardino	Victorville Courthouse-Dept. N-1	C3010-Wall Finishes	\$ 10,213	\$ 10,213	\$ -
1,740	Mendocino	County Courthouse	C3010-Wall Finishes	\$ 10,241	\$ 10,241	\$ -
1,741	San Bernardino	Joshua Tree Courthouse	C3010-Wall Finishes	\$ 30,396	\$ 10,283	\$ 20,113
1,742	Santa Barbara	Figueroa Division	C3010-Wall Finishes	\$ 10,666	\$ 10,666	\$ -
1,743	Santa Barbara	Santa Barbara County Courthouse	C3010-Wall Finishes	\$ 10,666	\$ 10,666	\$ -
1,744	Kern	Shafter/Wasco Courts Bldg.	C3010-Wall Finishes	\$ 11,952	\$ 10,751	\$ 1,201
1,745	Kern	Arvin/ Lamont Branch	C3010-Wall Finishes	\$ 10,867	\$ 10,867	\$ -
1,746	Kings	Avenal Court	C3010-Wall Finishes	\$ 11,073	\$ 11,073	\$ -
1,747	Kings	Corcoran Court	C3010-Wall Finishes	\$ 11,073	\$ 11,073	\$ -
1,748	Los Angeles	Santa Monica Courthouse	C3010-Wall Finishes	\$ 14,432	\$ 11,328	\$ 3,104
1,749	Napa	Historic Courthouse	C3010-Wall Finishes	\$ 12,187	\$ 11,455	\$ 732
1,750	Riverside	Hemet	C3010-Wall Finishes	\$ 11,590	\$ 11,590	\$ -
1,751	Nevada	Nevada City Courthouse	C3010-Wall Finishes	\$ 17,920	\$ 11,738	\$ 6,182
1,752	Ventura	Hall of Justice	C3010-Wall Finishes	\$ 16,986	\$ 11,866	\$ 5,120
1,753	Santa Barbara	Santa Maria Courts Bldgs C + D	C3010-Wall Finishes	\$ 12,144	\$ 12,144	\$ -
1,754	Alameda	Wiley W. Manuel Courthouse	C3010-Wall Finishes	\$ 14,416	\$ 12,337	\$ 2,079
1,755	Merced	Main Merced Courthouse	C3010-Wall Finishes	\$ 12,411	\$ 12,411	\$ -
1,756	Los Angeles	Santa Clarita Courthouse	C3010-Wall Finishes	\$ 14,057	\$ 12,425	\$ 1,632
1,757	Butte	Chico Courthouse	C3010-Wall Finishes	\$ 12,434	\$ 12,434	\$ -
1,758	Riverside	Palm Springs Courts	C3010-Wall Finishes	\$ 30,750	\$ 12,488	\$ 18,262
1,759	Siskiyou	Siskiyou County Courthouse	C3010-Wall Finishes	\$ 37,303	\$ 12,545	\$ 24,758
1,760	Los Angeles	West Covina Courthouse	C3010-Wall Finishes	\$ 15,433	\$ 12,811	\$ 2,622
1,761	San Francisco	Hall of Justice	C3010-Wall Finishes	\$ 13,020	\$ 13,020	\$ -
1,762	Riverside	Palm Springs Courts	C3010-Wall Finishes	\$ 13,084	\$ 13,084	\$ -
1,763	Nevada	Nevada City Courthouse	C3010-Wall Finishes	\$ 20,263	\$ 13,272	\$ 6,991
1,764	Ventura	Hall of Justice	C3010-Wall Finishes	\$ 13,412	\$ 13,412	\$ -
1,765	Sacramento	Credit Union Bldg.	C3010-Wall Finishes	\$ 13,811	\$ 13,811	\$ -
1,766	Los Angeles	Beverly Hills Courthouse	C3010-Wall Finishes	\$ 17,375	\$ 13,817	\$ 3,558
1,767	San Diego	Kearny Mesa Court	C3010-Wall Finishes	\$ 13,834	\$ 13,834	\$ -
1,768	Los Angeles	Pomona Courthouse North	C3010-Wall Finishes	\$ 14,131	\$ 14,131	\$ -
1,769	Siskiyou	Siskiyou County Courthouse	C3010-Wall Finishes	\$ 14,131	\$ 14,131	\$ -
1,770	San Bernardino	San Bernardino Courthouse - Annex	C3010-Wall Finishes	\$ 14,230	\$ 14,230	\$ -
1,771	Los Angeles	Santa Clarita Courthouse	C3010-Wall Finishes	\$ 16,361	\$ 14,461	\$ 1,900
1,772	Los Angeles	Malibu Courthouse	C3010-Wall Finishes	\$ 39,500	\$ 15,002	\$ 24,498
1,773	Los Angeles	Malibu Courthouse	C3010-Wall Finishes	\$ 39,500	\$ 15,002	\$ 24,498





Line #	County	Facility Name	Project System Targeted for Renewal	Project Rough Order of Magnitude	Judicial Branch Share of Cost	County Share of Cost
1,774	El Dorado	Johnson Bldg.	C3010-Wall Finishes	\$ 15,016	\$ 15,016	\$ -
1,775	Nevada	Nevada City Courthouse	C3010-Wall Finishes	\$ 15,016	\$ 15,016	\$ -
1,776	Kern	Delano/North Kern Court	C3010-Wall Finishes	\$ 18,786	\$ 15,149	\$ 3,637
1,777	Los Angeles	Clara Shortridge Foltz Criminal Justice Center	C3010-Wall Finishes	\$ 22,147	\$ 15,235	\$ 6,912
1,778	San Bernardino	Barstow Courthouse	C3010-Wall Finishes	\$ 19,718	\$ 15,366	\$ 4,352
1,779	Kern	Delano/North Kern Court	C3010-Wall Finishes	\$ 19,214	\$ 15,494	\$ 3,720
1,780	Los Angeles	Stanley Mosk Courthouse	C3010-Wall Finishes	\$ 15,982	\$ 15,544	\$ 438
1,781	Sonoma	Hall of Justice	C3010-Wall Finishes	\$ 26,172	\$ 15,546	\$ 10,626
1,782	Los Angeles	Malibu Courthouse	C3010-Wall Finishes	\$ 41,316	\$ 15,692	\$ 25,624
1,783	Los Angeles	Hollywood Courthouse	C3010-Wall Finishes	\$ 17,249	\$ 15,712	\$ 1,537
1,784	Los Angeles	Beverly Hills Courthouse	C3010-Wall Finishes	\$ 19,832	\$ 15,770	\$ 4,062
1,785	Kings	Avenal Court	C3010-Wall Finishes	\$ 15,905	\$ 15,905	\$ -
1,786	San Bernardino	Barstow Courthouse	C3010-Wall Finishes	\$ 20,491	\$ 15,969	\$ 4,522
1,787	Los Angeles	Santa Monica Courthouse	C3010-Wall Finishes	\$ 20,505	\$ 16,094	\$ 4,411
1,788	Kings	Avenal Court	C3010-Wall Finishes	\$ 16,224	\$ 16,224	\$ -
1,789	Riverside	Hemet	C3010-Wall Finishes	\$ 16,259	\$ 16,259	\$ -
1,790	Los Angeles	Monrovia Training Center	C3010-Wall Finishes	\$ 23,205	\$ 16,311	\$ 6,894
1,791	Kern	Taft Courts Bldg.	C3010-Wall Finishes	\$ 16,331	\$ 16,331	\$ -
1,792	Santa Barbara	Santa Maria Courts, Bldgs. A + B	C3010-Wall Finishes	\$ 16,516	\$ 16,516	\$ -
1,793	Los Angeles	Inglewood Juvenile Court	C3010-Wall Finishes	\$ 16,622	\$ 16,622	\$ -
1,794	Solano	Law And Justice Center	C3010-Wall Finishes	\$ 132,795	\$ 16,825	\$ 115,970
1,795	Kings	Avenal Court	C3010-Wall Finishes	\$ 16,855	\$ 16,855	\$ -
1,796	San Bernardino	Juvenile Dependency Courthouse	C3010-Wall Finishes	\$ 31,305	\$ 17,071	\$ 14,234
1,797	Kern	Arvin/ Lamont Branch	C3010-Wall Finishes	\$ 17,419	\$ 17,419	\$ -
1,798	Los Angeles	Burbank Courthouse	C3010-Wall Finishes	\$ 19,222	\$ 17,446	\$ 1,776
1,799	Del Norte	Del Norte County Superior Court	C3010-Wall Finishes	\$ 28,673	\$ 17,568	\$ 11,105
1,800	Los Angeles	Santa Clarita Courthouse	C3010-Wall Finishes	\$ 20,065	\$ 17,735	\$ 2,330
1,801	Los Angeles	West Covina Courthouse	C3010-Wall Finishes	\$ 17,782	\$ 17,782	\$ -
1,802	Ventura	Hall of Justice	C3010-Wall Finishes	\$ 25,479	\$ 17,800	\$ 7,679
1,803	San Bernardino	Juvenile Dependency Courthouse	C3010-Wall Finishes	\$ 32,728	\$ 17,847	\$ 14,881
1,804	San Bernardino	Juvenile Dependency Courthouse	C3010-Wall Finishes	\$ 32,931	\$ 17,957	\$ 14,974
1,805	Los Angeles	Alhambra Courthouse	C3010-Wall Finishes	\$ 20,988	\$ 18,050	\$ 2,938
1,806	Contra Costa	Wakefield Taylor Courthouse	C3010-Wall Finishes	\$ 18,058	\$ 18,058	\$ -
1,807	Los Angeles	Santa Monica Courthouse	C3010-Wall Finishes	\$ 23,272	\$ 18,266	\$ 5,006
1,808	Nevada	Nevada City Courthouse Annex	C3010-Wall Finishes	\$ 43,009	\$ 18,369	\$ 24,640



Line #	County	Facility Name	Project System Targeted for Renewal	Project Rough Order of Magnitude	Judicial Branch Share of Cost	County Share of Cost
1,809	Los Angeles	David M. Kenyon Juvenile Justice Center	C3010-Wall Finishes	\$ 45,233	\$ 18,392	\$ 26,841
1,810	Butte	Butte County Courthouse	C3010-Wall Finishes	\$ 18,652	\$ 18,652	\$ -
1,811	Los Angeles	Metropolitan Courthouse	C3010-Wall Finishes	\$ 19,932	\$ 18,844	\$ 1,088
1,812	Los Angeles	Santa Monica Courthouse	C3010-Wall Finishes	\$ 24,807	\$ 19,471	\$ 5,336
1,813	Santa Barbara	Figueroa Division	C3010-Wall Finishes	\$ 19,536	\$ 19,536	\$ -
1,814	Los Angeles	Burbank Courthouse	C3010-Wall Finishes	\$ 21,595	\$ 19,600	\$ 1,995
1,815	Alameda	Wiley W. Manuel Courthouse	C3010-Wall Finishes	\$ 23,414	\$ 19,621	\$ 3,793
1,816	Orange	North Justice Center	C3010-Wall Finishes	\$ 22,038	\$ 19,903	\$ 2,135
1,817	San Luis Obispo	Courthouse Annex	C3010-Wall Finishes	\$ 40,436	\$ 20,113	\$ 20,323
1,818	Kern	Shafter/Wasco Courts Bldg.	C3010-Wall Finishes	\$ 20,140	\$ 20,140	\$ -
1,819	Los Angeles	Stanley Mosk Courthouse	C3010-Wall Finishes	\$ 20,748	\$ 20,180	\$ 568
1,820	San Mateo	Hall of Justice	C3010-Wall Finishes	\$ 38,400	\$ 20,237	\$ 18,163
1,821	Tulare	Tulare Division	C3010-Wall Finishes	\$ 29,337	\$ 20,536	\$ 8,801
1,822	San Luis Obispo	Grover Beach Branch	C3010-Wall Finishes	\$ 20,743	\$ 20,743	\$ -
1,823	San Diego	Kearny Mesa Court	C3010-Wall Finishes	\$ 20,887	\$ 20,887	\$ -
1,824	Los Angeles	Whittier Courthouse	C3010-Wall Finishes	\$ 21,183	\$ 21,183	\$ -
1,825	Del Norte	Del Norte County Superior Court	C3010-Wall Finishes	\$ 35,038	\$ 21,468	\$ 13,570
1,826	Los Angeles	David M. Kenyon Juvenile Justice Center	C3010-Wall Finishes	\$ 53,105	\$ 21,592	\$ 31,513
1,827	Los Angeles	Metropolitan Courthouse	C3010-Wall Finishes	\$ 22,982	\$ 21,727	\$ 1,255
1,828	Kern	Bakersfield Superior Court	C3010-Wall Finishes	\$ 21,733	\$ 21,733	\$ -
1,829	Kern	Shafter/Wasco Courts Bldg.	C3010-Wall Finishes	\$ 24,227	\$ 21,792	\$ 2,435
1,830	Kern	Arvin/ Lamont Branch	C3010-Wall Finishes	\$ 22,209	\$ 22,209	\$ -
1,831	Fresno	2424 Ventura Street - 5 DCA	C3010-Wall Finishes	\$ 22,704	\$ 22,704	\$ -
1,832	Los Angeles	Clara Shortridge Foltz Criminal Justice Center	C3010-Wall Finishes	\$ 33,221	\$ 22,853	\$ 10,368
1,833	Los Angeles	Inglewood Courthouse	C3010-Wall Finishes	\$ 22,904	\$ 22,904	\$ -
1,834	Riverside	Palm Springs Courts	C3010-Wall Finishes	\$ 22,934	\$ 22,934	\$ -
1,835	Santa Barbara	Santa Barbara Jury Assembly Bldg.	C3010-Wall Finishes	\$ 23,052	\$ 23,052	\$ -
1,836	San Francisco	Polk St. Annex	C3010-Wall Finishes	\$ 23,077	\$ 23,077	\$ -
1,837	San Luis Obispo	Courthouse Annex	C3010-Wall Finishes	\$ 23,225	\$ 23,225	\$ -
1,838	Los Angeles	Pasadena Courthouse	C3010-Wall Finishes	\$ 33,580	\$ 23,288	\$ 10,292
1,839	Santa Barbara	Santa Maria Courts, Bldgs. A + B	C3010-Wall Finishes	\$ 23,341	\$ 23,341	\$ -
1,840	Mendocino	County Courthouse	C3010-Wall Finishes	\$ 34,584	\$ 23,386	\$ 11,198
1,841	Alameda	Fremont Hall of Justice	C3010-Wall Finishes	\$ 29,472	\$ 23,401	\$ 6,071

Line #	County	Facility Name	Project System Targeted for Renewal	Project Rough Order of Magnitude	Judicial Branch Share of Cost	County Share of Cost
1,842	Los Angeles	Beverly Hills Courthouse	C3010-Wall Finishes	\$ 30,075	\$ 23,916	\$ 6,159
1,843	Santa Barbara	Santa Barbara County Courthouse	C3010-Wall Finishes	\$ 80,419	\$ 24,077	\$ 56,342
1,844	Los Angeles	Downey Courthouse	C3010-Wall Finishes	\$ 24,119	\$ 24,119	\$ -
1,845	Los Angeles	East Los Angeles Courthouse	C3010-Wall Finishes	\$ 31,284	\$ 24,314	\$ 6,970
1,846	Imperial	Imperial County Courthouse	C3010-Wall Finishes	\$ 24,317	\$ 24,317	\$ -
1,847	Los Angeles	Beverly Hills Courthouse	C3010-Wall Finishes	\$ 31,317	\$ 24,903	\$ 6,414
1,848	Los Angeles	Downey Courthouse	C3010-Wall Finishes	\$ 29,970	\$ 25,085	\$ 4,885
1,849	San Bernardino	Joshua Tree Courthouse	C3010-Wall Finishes	\$ 76,240	\$ 25,792	\$ 50,448
1,850	Riverside	Riverside Juvenile Court	C3010-Wall Finishes	\$ 26,168	\$ 26,168	\$ -
1,851	Santa Clara	Hall of Justice (West)	C3010-Wall Finishes	\$ 26,516	\$ 26,516	\$ -
1,852	Los Angeles	Chatsworth Courthouse	C3010-Wall Finishes	\$ 31,687	\$ 26,554	\$ 5,133
1,853	San Diego	Hall of Justice	C3010-Wall Finishes	\$ 66,839	\$ 26,896	\$ 39,943
1,854	San Diego	South County Regional Center	C3010-Wall Finishes	\$ 76,270	\$ 27,335	\$ 48,935
1,855	Los Angeles	Stanley Mosk Courthouse	C3010-Wall Finishes	\$ 28,147	\$ 27,376	\$ 771
1,856	Shasta	Main Courthouse	C3010-Wall Finishes	\$ 39,790	\$ 27,738	\$ 12,052
1,857	Tulare	Visalia Superior Court	C3010-Wall Finishes	\$ 27,752	\$ 27,752	\$ -
1,858	Santa Barbara	Santa Maria Courts, Bldg F	C3010-Wall Finishes	\$ 27,980	\$ 27,980	\$ -
1,859	Los Angeles	Edmund D. Edelman Children's Court	C3010-Wall Finishes	\$ 40,438	\$ 28,303	\$ 12,135
1,860	Kern	Bakersfield Justice Bldg.	C3010-Wall Finishes	\$ 56,458	\$ 28,839	\$ 27,619
1,861	Alameda	Berkeley Courthouse	C3010-Wall Finishes	\$ 28,967	\$ 28,967	\$ -
1,862	Santa Clara	Santa Clara Courthouse	C3010-Wall Finishes	\$ 29,310	\$ 29,310	\$ -
1,863	Los Angeles	Inglewood Courthouse	C3010-Wall Finishes	\$ 39,418	\$ 29,390	\$ 10,028
1,864	Sacramento	Carol Miller Justice Center Court Facility	C3010-Wall Finishes	\$ 30,166	\$ 29,487	\$ 679
1,865	Los Angeles	Whittier Courthouse	C3010-Wall Finishes	\$ 29,490	\$ 29,490	\$ -
1,866	Los Angeles	Hollywood Courthouse	C3010-Wall Finishes	\$ 32,743	\$ 29,826	\$ 2,917
1,867	Los Angeles	Beverly Hills Courthouse	C3010-Wall Finishes	\$ 37,666	\$ 29,952	\$ 7,714
1,868	Los Angeles	Inglewood Juvenile Court	C3010-Wall Finishes	\$ 29,953	\$ 29,953	\$ -
1,869	Kern	Bakersfield Justice Bldg.	C3010-Wall Finishes	\$ 30,284	\$ 30,284	\$ -
1,870	El Dorado	Cameron Park	C3010-Wall Finishes	\$ 30,641	\$ 30,641	\$ -
1,871	Santa Clara	Historic Courthouse	C3010-Wall Finishes	\$ 31,314	\$ 31,314	\$ -
1,872	Sonoma	Hall of Justice	C3010-Wall Finishes	\$ 52,990	\$ 31,476	\$ 21,514
1,873	Los Angeles	Hollywood Courthouse	C3010-Wall Finishes	\$ 34,619	\$ 31,534	\$ 3,085
1,874	Los Angeles	Airport Courthouse	C3010-Wall Finishes	\$ 41,230	\$ 31,817	\$ 9,413
1,875	El Dorado	Johnson Bldg.	C3010-Wall Finishes	\$ 31,970	\$ 31,970	\$ -
1,876	Los Angeles	Stanley Mosk Courthouse	C3010-Wall Finishes	\$ 32,971	\$ 32,068	\$ 903



Line #	County	Facility Name	Project System Targeted for Renewal	Project Rough Order of Magnitude	Judicial Branch Share of Cost	County Share of Cost
1,877	Riverside	Blythe Courthouse - Superior Court	C3010-Wall Finishes	\$ 32,290	\$ 32,290	\$ -
1,878	Alameda	Wiley W. Manuel Courthouse	C3010-Wall Finishes	\$ 32,389	\$ 32,389	\$ -
1,879	Kings	Corcoran Court	C3010-Wall Finishes	\$ 32,448	\$ 32,448	\$ -
1,880	Merced	Main Merced Courthouse	C3010-Wall Finishes	\$ 32,504	\$ 32,504	\$ -
1,881	Los Angeles	Inglewood Juvenile Court	C3010-Wall Finishes	\$ 40,502	\$ 32,718	\$ 7,784
1,882	Contra Costa	Concord Courthouse	C3010-Wall Finishes	\$ 33,106	\$ 33,106	\$ -
1,883	Los Angeles	Burbank Courthouse	C3010-Wall Finishes	\$ 36,580	\$ 33,200	\$ 3,380
1,884	Los Angeles	Eastlake Juvenile Court	C3010-Wall Finishes	\$ 61,050	\$ 33,443	\$ 27,607
1,885	Sacramento	Juvenile Courthouse	C3010-Wall Finishes	\$ 33,787	\$ 33,787	\$ -
1,886	San Diego	North County Regional Center - North	C3010-Wall Finishes	\$ 34,135	\$ 34,135	\$ -
1,887	San Diego	North County Regional Center - North	C3010-Wall Finishes	\$ 34,135	\$ 34,135	\$ -
1,888	El Dorado	Cameron Park	C3010-Wall Finishes	\$ 34,254	\$ 34,254	\$ -
1,889	Riverside	Riverside Juvenile Court	C3010-Wall Finishes	\$ 34,341	\$ 34,341	\$ -
1,890	Alameda	Fremont Hall of Justice	C3010-Wall Finishes	\$ 43,359	\$ 34,427	\$ 8,932
1,891	Contra Costa	Walnut Creek Courthouse	C3010-Wall Finishes	\$ 34,687	\$ 34,687	\$ -
1,892	Nevada	Nevada City Courthouse Annex	C3010-Wall Finishes	\$ 81,709	\$ 34,898	\$ 46,811
1,893	Orange	North Justice Center	C3010-Wall Finishes	\$ 38,729	\$ 34,976	\$ 3,753
1,894	Solano	Hall of Justice	C3010-Wall Finishes	\$ 35,030	\$ 35,030	\$ -
1,895	Kern	Bakersfield Juvenile Center	C3010-Wall Finishes	\$ 35,273	\$ 35,273	\$ -
1,896	San Diego	Hall of Justice	C3010-Wall Finishes	\$ 88,622	\$ 35,661	\$ 52,961
1,897	Los Angeles	Pomona Courthouse North	C3010-Wall Finishes	\$ 35,799	\$ 35,799	\$ -
1,898	Contra Costa	George D. Carroll Courthouse	C3010-Wall Finishes	\$ 36,115	\$ 36,115	\$ -
1,899	San Francisco	Polk St. Annex	C3010-Wall Finishes	\$ 36,341	\$ 36,341	\$ -
1,900	Los Angeles	Pomona Courthouse South	C3010-Wall Finishes	\$ 40,044	\$ 36,496	\$ 3,548
1,901	Solano	Hall of Justice	C3010-Wall Finishes	\$ 36,733	\$ 36,733	\$ -
1,902	Los Angeles	Burbank Courthouse	C3010-Wall Finishes	\$ 40,559	\$ 36,811	\$ 3,748
1,903	San Diego	East County Regional Center	C3010-Wall Finishes	\$ 54,616	\$ 36,980	\$ 17,636
1,904	San Diego	South County Regional Center	C3010-Wall Finishes	\$ 103,759	\$ 37,187	\$ 66,572
1,905	San Mateo	Hall of Justice	C3010-Wall Finishes	\$ 37,200	\$ 37,200	\$ -
1,906	Contra Costa	Walnut Creek Courthouse	C3010-Wall Finishes	\$ 37,203	\$ 37,203	\$ -
1,907	Los Angeles	Santa Clarita Courthouse	C3010-Wall Finishes	\$ 42,142	\$ 37,249	\$ 4,893
1,908	San Bernardino	Joshua Tree Courthouse	C3010-Wall Finishes	\$ 37,569	\$ 37,569	\$ -
1,909	Shasta	Main Courthouse	C3010-Wall Finishes	\$ 54,473	\$ 37,973	\$ 16,500
1,910	Los Angeles	Malibu Courthouse	C3010-Wall Finishes	\$ 100,591	\$ 38,204	\$ 62,387

Line #	County	Facility Name	Project System Targeted for Renewal	Project Rough Order of Magnitude	Judicial Branch Share of Cost	County Share of Cost
1,911	Ventura	East County Courthouse	C3010-Wall Finishes	\$ 62,515	\$ 38,603	\$ 23,912
1,912	Humboldt	Humboldt County Courthouse (Eureka)	C3010-Wall Finishes	\$ 116,424	\$ 38,839	\$ 77,585
1,913	San Diego	Kearny Mesa Court	C3010-Wall Finishes	\$ 39,824	\$ 39,824	\$ -
1,914	Riverside	Palm Springs Courts	C3010-Wall Finishes	\$ 39,864	\$ 39,864	\$ -
1,915	Los Angeles	Stanley Mosk Courthouse	C3010-Wall Finishes	\$ 41,519	\$ 40,381	\$ 1,138
1,916	San Luis Obispo	Courthouse Annex	C3010-Wall Finishes	\$ 40,436	\$ 40,436	\$ -
1,917	Los Angeles	Pomona Courthouse South	C3010-Wall Finishes	\$ 40,698	\$ 40,698	\$ -
1,918	Kern	Bakersfield Justice Bldg.	C3010-Wall Finishes	\$ 80,078	\$ 40,904	\$ 39,174
1,919	Los Angeles	Santa Clarita Courthouse	C3010-Wall Finishes	\$ 46,768	\$ 41,338	\$ 5,430
1,920	Orange	North Justice Center	C3010-Wall Finishes	\$ 46,444	\$ 41,944	\$ 4,500
1,921	Los Angeles	Bellflower Courthouse	C3010-Wall Finishes	\$ 54,303	\$ 42,324	\$ 11,979
1,922	Los Angeles	East Los Angeles Courthouse	C3010-Wall Finishes	\$ 54,537	\$ 42,386	\$ 12,151
1,923	Butte	Butte County Courthouse	C3010-Wall Finishes	\$ 42,394	\$ 42,394	\$ -
1,924	San Francisco	Hall of Justice	C3010-Wall Finishes	\$ 42,630	\$ 42,630	\$ -
1,925	Los Angeles	Santa Monica Courthouse	C3010-Wall Finishes	\$ 54,348	\$ 42,658	\$ 11,690
1,926	El Dorado	Johnson Bldg.	C3010-Wall Finishes	\$ 43,009	\$ 43,009	\$ -
1,927	Santa Clara	Hall of Justice (West)	C3010-Wall Finishes	\$ 43,050	\$ 43,050	\$ -
1,928	Ventura	East County Courthouse	C3010-Wall Finishes	\$ 70,330	\$ 43,429	\$ 26,901
1,929	Los Angeles	Alhambra Courthouse	C3010-Wall Finishes	\$ 50,943	\$ 43,811	\$ 7,132
1,930	Santa Clara	Historic Courthouse	C3010-Wall Finishes	\$ 44,194	\$ 44,194	\$ -
1,931	Alameda	George E. McDonald Hall of Justice	C3010-Wall Finishes	\$ 45,144	\$ 45,144	\$ -
1,932	Los Angeles	David M. Kenyon Juvenile Justice Center	C3010-Wall Finishes	\$ 111,805	\$ 45,460	\$ 66,345
1,933	Los Angeles	West Covina Courthouse	C3010-Wall Finishes	\$ 45,720	\$ 45,720	\$ -
1,934	Los Angeles	Downey Courthouse	C3010-Wall Finishes	\$ 55,268	\$ 46,259	\$ 9,009
1,935	Los Angeles	West Covina Courthouse	C3010-Wall Finishes	\$ 56,103	\$ 46,571	\$ 9,532
1,936	San Diego	East County Regional Center	C3010-Wall Finishes	\$ 69,168	\$ 46,834	\$ 22,334
1,937	Stanislaus	Hall of Records	C3010-Wall Finishes	\$ 47,335	\$ 47,335	\$ -
1,938	Sonoma	Hall of Justice	C3010-Wall Finishes	\$ 80,206	\$ 47,642	\$ 32,564
1,939	Kern	Bakersfield Justice Bldg.	C3010-Wall Finishes	\$ 47,742	\$ 47,742	\$ -
1,940	Santa Barbara	Santa Maria Juvenile Court (New)	C3010-Wall Finishes	\$ 48,059	\$ 48,059	\$ -
1,941	Imperial	Imperial County Courthouse	C3010-Wall Finishes	\$ 48,270	\$ 48,270	\$ -
1,942	Los Angeles	Pomona Courthouse South	C3010-Wall Finishes	\$ 53,371	\$ 48,642	\$ 4,729
1,943	Tulare	Visalia Superior Court	C3010-Wall Finishes	\$ 150,486	\$ 48,652	\$ 101,834
1,944	Ventura	East County Courthouse	C3010-Wall Finishes	\$ 82,051	\$ 50,666	\$ 31,385

Line #	County	Facility Name	Project System Targeted for Renewal	Project Rough Order of Magnitude	Judicial Branch Share of Cost	County Share of Cost
1,945	Los Angeles	Bellflower Courthouse	C3010-Wall Finishes	\$ 65,899	\$ 51,362	\$ 14,537
1,946	Merced	Old Court	C3010-Wall Finishes	\$ 52,028	\$ 52,028	\$ -
1,947	Contra Costa	Bray Courts	C3010-Wall Finishes	\$ 52,307	\$ 52,307	\$ -
1,948	Del Norte	Del Norte County Superior Court	C3010-Wall Finishes	\$ 85,795	\$ 52,567	\$ 33,228
1,949	San Diego	Hall of Justice	C3010-Wall Finishes	\$ 130,892	\$ 52,671	\$ 78,221
1,950	San Bernardino	Victorville Courthouse-Dept. N-1	C3010-Wall Finishes	\$ 53,233	\$ 53,233	\$ -
1,951	Napa	Criminal Court Building	C3010-Wall Finishes	\$ 53,253	\$ 53,253	\$ -
1,952	Kern	Bakersfield Juvenile Center	C3010-Wall Finishes	\$ 79,891	\$ 53,335	\$ 26,556
1,953	Riverside	Palm Springs Courts	C3010-Wall Finishes	\$ 133,544	\$ 54,232	\$ 79,312
1,954	Los Angeles	Santa Clarita Courthouse	C3010-Wall Finishes	\$ 61,582	\$ 54,432	\$ 7,150
1,955	Lake	Lakeport Court Facility	C3010-Wall Finishes	\$ 181,800	\$ 54,540	\$ 127,260
1,956	Ventura	East County Courthouse	C3010-Wall Finishes	\$ 89,175	\$ 55,066	\$ 34,109
1,957	Contra Costa	Walnut Creek Courthouse	C3010-Wall Finishes	\$ 55,176	\$ 55,176	\$ -
1,958	Los Angeles	Bellflower Courthouse	C3010-Wall Finishes	\$ 70,816	\$ 55,194	\$ 15,622
1,959	Los Angeles	Pomona Courthouse North	C3010-Wall Finishes	\$ 55,219	\$ 55,219	\$ -
1,960	Riverside	Palm Springs Courts	C3010-Wall Finishes	\$ 55,810	\$ 55,810	\$ -
1,961	Los Angeles	Monrovia Training Center	C3010-Wall Finishes	\$ 79,735	\$ 56,046	\$ 23,689
1,962	Los Angeles	Metropolitan Courthouse	C3010-Wall Finishes	\$ 59,353	\$ 56,112	\$ 3,241
1,963	San Mateo	Traffic/ Small Claims Annex	C3010-Wall Finishes	\$ 56,940	\$ 56,940	\$ -
1,964	Imperial	Imperial County Courthouse	C3010-Wall Finishes	\$ 57,205	\$ 57,205	\$ -
1,965	Fresno	B.F. Sisk Courthouse	C3010-Wall Finishes	\$ 57,446	\$ 57,446	\$ -
1,966	Tulare	Tulare Division	C3010-Wall Finishes	\$ 58,397	\$ 58,397	\$ -
1,967	Contra Costa	George D. Carroll Courthouse	C3010-Wall Finishes	\$ 77,246	\$ 59,634	\$ 17,612
1,968	Orange	North Justice Center	C3010-Wall Finishes	\$ 66,097	\$ 59,692	\$ 6,405
1,969	Tulare	Visalia Superior Court	C3010-Wall Finishes	\$ 60,984	\$ 60,984	\$ -
1,970	San Diego	Juvenile Court	C3010-Wall Finishes	\$ 61,020	\$ 61,020	\$ -
1,971	San Diego	Kearny Mesa Court	C3010-Wall Finishes	\$ 61,020	\$ 61,020	\$ -
1,972	Riverside	Palm Springs Courts	C3010-Wall Finishes	\$ 61,054	\$ 61,054	\$ -
1,973	San Joaquin	Lodi Branch- Dept. 2	C3010-Wall Finishes	\$ 61,278	\$ 61,278	\$ -
1,974	Nevada	Nevada City Courthouse Annex	C3010-Wall Finishes	\$ 148,434	\$ 63,396	\$ 85,038
1,975	Los Angeles	Central Arraignment Courts	C3010-Wall Finishes	\$ 70,444	\$ 63,562	\$ 6,882
1,976	Siskiyou	Siskiyou County Courthouse	C3010-Wall Finishes	\$ 63,571	\$ 63,571	\$ -
1,977	Riverside	Corona	C3010-Wall Finishes	\$ 65,776	\$ 65,776	\$ -
1,978	Kern	Bakersfield Juvenile Center	C3010-Wall Finishes	\$ 99,063	\$ 66,134	\$ 32,929
1,979	San Bernardino	Fontana Courthouse	C3010-Wall Finishes	\$ 66,699	\$ 66,699	\$ -
1,980	San Bernardino	Barstow Courthouse	C3010-Wall Finishes	\$ 86,719	\$ 67,580	\$ 19,139



Line #	County	Facility Name	Project System Targeted for Renewal	Project Rough Order of Magnitude	Judicial Branch Share of Cost	County Share of Cost
1,981	Los Angeles	Compton Courthouse	C3010-Wall Finishes	\$ 68,270	\$ 68,270	\$ -
1,982	Kern	Bakersfield Juvenile Center	C3010-Wall Finishes	\$ 102,421	\$ 68,376	\$ 34,045
1,983	Los Angeles	Eastlake Juvenile Court	C3010-Wall Finishes	\$ 124,878	\$ 68,408	\$ 56,470
1,984	San Diego	County Courthouse	C3010-Wall Finishes	\$ 69,168	\$ 69,168	\$ -
1,985	Los Angeles	Whittier Courthouse	C3010-Wall Finishes	\$ 69,385	\$ 69,385	\$ -
1,986	Los Angeles	Edmund D. Edelman Children's Court	C3010-Wall Finishes	\$ 99,432	\$ 69,592	\$ 29,840
1,987	Los Angeles	Inglewood Courthouse	C3010-Wall Finishes	\$ 93,435	\$ 69,665	\$ 23,770
1,988	Tulare	Visalia Superior Court	C3010-Wall Finishes	\$ 69,696	\$ 69,696	\$ -
1,989	Santa Barbara	Santa Maria Courts Bldgs C + D	C3010-Wall Finishes	\$ 70,484	\$ 70,484	\$ -
1,990	El Dorado	Johnson Bldg.	C3010-Wall Finishes	\$ 71,495	\$ 71,495	\$ -
1,991	Nevada	Nevada City Courthouse	C3010-Wall Finishes	\$ 109,613	\$ 71,797	\$ 37,816
1,992	Placer	Historic Courthouse	C3010-Wall Finishes	\$ 93,621	\$ 72,088	\$ 21,533
1,993	Los Angeles	Santa Clarita Courthouse	C3010-Wall Finishes	\$ 81,763	\$ 72,270	\$ 9,493
1,994	Los Angeles	Glendale Courthouse	C3010-Wall Finishes	\$ 80,002	\$ 72,434	\$ 7,568
1,995	Los Angeles	Stanley Mosk Courthouse	C3010-Wall Finishes	\$ 74,584	\$ 72,540	\$ 2,044
1,996	Los Angeles	Beverly Hills Courthouse	C3010-Wall Finishes	\$ 91,429	\$ 72,704	\$ 18,725
1,997	Los Angeles	Monrovia Training Center	C3010-Wall Finishes	\$ 103,787	\$ 72,952	\$ 30,835
1,998	Kern	Arvin/ Lamont Branch	C3010-Wall Finishes	\$ 73,037	\$ 73,037	\$ -
1,999	Los Angeles	El Monte Courthouse	C3010-Wall Finishes	\$ 126,671	\$ 73,621	\$ 53,050
2,000	Los Angeles	Burbank Courthouse	C3010-Wall Finishes	\$ 81,496	\$ 73,966	\$ 7,530
2,001	Del Norte	Del Norte County Superior Court	C3010-Wall Finishes	\$ 73,983	\$ 73,983	\$ -
2,002	San Bernardino	Barstow Courthouse	C3010-Wall Finishes	\$ 74,294	\$ 74,294	\$ -
2,003	Los Angeles	Glendale Courthouse	C3010-Wall Finishes	\$ 82,116	\$ 74,348	\$ 7,768
2,004	Contra Costa	Wakefield Taylor Courthouse	C3010-Wall Finishes	\$ 74,406	\$ 74,406	\$ -
2,005	Solano	Hall of Justice	C3010-Wall Finishes	\$ 74,580	\$ 74,580	\$ -
2,006	Tulare	Visalia Superior Court	C3010-Wall Finishes	\$ 75,449	\$ 75,449	\$ -
2,007	Sutter	Courthouse West	C3010-Wall Finishes	\$ 76,602	\$ 76,602	\$ -
2,008	Santa Barbara	Santa Maria Courts Bldgs C + D	C3010-Wall Finishes	\$ 76,983	\$ 76,983	\$ -
2,009	Kern	Arvin/ Lamont Branch	C3010-Wall Finishes	\$ 77,080	\$ 77,080	\$ -
2,010	Contra Costa	Jail Annex	C3010-Wall Finishes	\$ 77,246	\$ 77,246	\$ -
2,011	Los Angeles	Metropolitan Courthouse	C3010-Wall Finishes	\$ 81,718	\$ 77,256	\$ 4,462
2,012	Riverside	Riverside Juvenile Court	C3010-Wall Finishes	\$ 158,002	\$ 77,958	\$ 80,044
2,013	Kern	Bakersfield Superior Court	C3010-Wall Finishes	\$ 125,424	\$ 78,390	\$ 47,034
2,014	Los Angeles	Pomona Courthouse North	C3010-Wall Finishes	\$ 78,427	\$ 78,427	\$ -
2,015	San Bernardino	San Bernardino Courthouse - Annex	C3010-Wall Finishes	\$ 79,145	\$ 79,145	\$ -
2,016	Santa Clara	Downtown Superior Court	C3010-Wall Finishes	\$ 79,688	\$ 79,688	\$ -

Line #	County	Facility Name	Project System Targeted for Renewal	Project Rough Order of Magnitude	Judicial Branch Share of Cost	County Share of Cost
2,017	Yolo	Family Support	C3010-Wall Finishes	\$ 479,556	\$ 80,086	\$ 399,470
2,018	Los Angeles	Downey Courthouse	C3010-Wall Finishes	\$ 80,548	\$ 80,548	\$ -
2,019	San Bernardino	Victorville Courthouse-Dept. N-1	C3010-Wall Finishes	\$ 81,871	\$ 81,871	\$ -
2,020	Sonoma	Hall of Justice	C3010-Wall Finishes	\$ 83,160	\$ 83,160	\$ -
2,021	Kern	Bakersfield Justice Bldg.	C3010-Wall Finishes	\$ 164,937	\$ 84,250	\$ 80,687
2,022	Mendocino	County Courthouse	C3010-Wall Finishes	\$ 125,323	\$ 84,743	\$ 40,580
2,023	San Luis Obispo	Paso Robles Courthouse	C3010-Wall Finishes	\$ 85,958	\$ 85,958	\$ -
2,024	San Mateo	Central Branch	C3010-Wall Finishes	\$ 86,920	\$ 86,920	\$ -
2,025	Los Angeles	Metropolitan Courthouse	C3010-Wall Finishes	\$ 94,474	\$ 89,316	\$ 5,158
2,026	Riverside	Palm Springs Courts	C3010-Wall Finishes	\$ 91,687	\$ 91,687	\$ -
2,027	Santa Clara	Santa Clara Courthouse	C3010-Wall Finishes	\$ 92,004	\$ 92,004	\$ -
2,028	Los Angeles	Metropolitan Courthouse	C3010-Wall Finishes	\$ 97,663	\$ 92,331	\$ 5,332
2,029	San Diego	South County Regional Center	C3010-Wall Finishes	\$ 260,179	\$ 93,248	\$ 166,931
2,030	San Diego	North County Regional Center - North	C3010-Wall Finishes	\$ 93,992	\$ 93,992	\$ -
2,031	Los Angeles	Edmund D. Edelman Children's Court	C3010-Wall Finishes	\$ 134,567	\$ 94,183	\$ 40,384
2,032	Kern	Taft Courts Bldg.	C3010-Wall Finishes	\$ 94,277	\$ 94,277	\$ -
2,033	Riverside	Riverside Juvenile Court	C3010-Wall Finishes	\$ 95,674	\$ 95,674	\$ -
2,034	Santa Clara	Hall of Justice (East)	C3010-Wall Finishes	\$ 95,753	\$ 95,753	\$ -
2,035	San Diego	Kearny Mesa Court	C3010-Wall Finishes	\$ 95,938	\$ 95,938	\$ -
2,036	San Bernardino	Victorville Courthouse-Dept. N-1	C3010-Wall Finishes	\$ 98,489	\$ 98,489	\$ -
2,037	Los Angeles	Whittier Courthouse	C3010-Wall Finishes	\$ 100,439	\$ 100,439	\$ -
2,038	Fresno	Fresno County Courthouse	C3010-Wall Finishes	\$ 101,714	\$ 101,714	\$ -
2,039	Butte	Butte County Courthouse	C3010-Wall Finishes	\$ 102,136	\$ 102,136	\$ -
2,040	Fresno	Fresno County Courthouse	C3010-Wall Finishes	\$ 102,168	\$ 102,168	\$ -
2,041	San Bernardino	Fontana Courthouse	C3010-Wall Finishes	\$ 103,673	\$ 103,673	\$ -
2,042	Los Angeles	Pomona Courthouse North	C3010-Wall Finishes	\$ 108,013	\$ 103,963	\$ 4,050
2,043	Los Angeles	Inglewood Juvenile Court	C3010-Wall Finishes	\$ 104,994	\$ 104,994	\$ -
2,044	Alameda	Hayward Hall of Justice	C3010-Wall Finishes	\$ 105,359	\$ 105,359	\$ -
2,045	Los Angeles	Norwalk Courthouse	C3010-Wall Finishes	\$ 125,136	\$ 106,403	\$ 18,733
2,046	Los Angeles	Eastlake Juvenile Court	C3010-Wall Finishes	\$ 196,443	\$ 107,611	\$ 88,832
2,047	Los Angeles	Compton Courthouse	C3010-Wall Finishes	\$ 109,074	\$ 109,074	\$ -
2,048	San Diego	Juvenile Court	C3010-Wall Finishes	\$ 110,669	\$ 110,669	\$ -
2,049	Los Angeles	Hollywood Courthouse	C3010-Wall Finishes	\$ 122,005	\$ 111,134	\$ 10,871
2,050	Placer	Historic Courthouse	C3010-Wall Finishes	\$ 111,148	\$ 111,148	\$ -
2,051	Kern	Bakersfield Juvenile Center	C3010-Wall Finishes	\$ 167,327	\$ 111,708	\$ 55,619





Line #	County	Facility Name	Project System Targeted for Renewal	Project Rough Order of Magnitude	Judicial Branch Share of Cost	County Share of Cost
2,052	Los Angeles	Norwalk Courthouse	C3010-Wall Finishes	\$ 132,028	\$ 112,263	\$ 19,765
2,053	Los Angeles	El Monte Courthouse	C3010-Wall Finishes	\$ 195,218	\$ 113,461	\$ 81,757
2,054	San Mateo	Hall of Justice	C3010-Wall Finishes	\$ 113,880	\$ 113,880	\$ -
2,055	Imperial	Imperial County Courthouse	C3010-Wall Finishes	\$ 115,207	\$ 115,207	\$ -
2,056	Santa Clara	Santa Clara Courthouse	C3010-Wall Finishes	\$ 115,645	\$ 115,645	\$ -
2,057	Humboldt	Humboldt County Courthouse (Eureka)	C3010-Wall Finishes	\$ 116,424	\$ 116,424	\$ -
2,058	Ventura	Hall of Justice	C3010-Wall Finishes	\$ 117,322	\$ 117,322	\$ -
2,059	Merced	Old Court	C3010-Wall Finishes	\$ 118,162	\$ 118,162	\$ -
2,060	Los Angeles	Santa Monica Courthouse	C3010-Wall Finishes	\$ 150,614	\$ 118,217	\$ 32,397
2,061	Los Angeles	Central Arraignment Courts	C3010-Wall Finishes	\$ 132,028	\$ 119,129	\$ 12,899
2,062	San Mateo	Hall of Justice	C3010-Wall Finishes	\$ 119,460	\$ 119,460	\$ -
2,063	Solano	Solano Justice Building	C3010-Wall Finishes	\$ 120,978	\$ 120,978	\$ -
2,064	Solano	Hall of Justice	C3010-Wall Finishes	\$ 121,179	\$ 121,179	\$ -
2,065	Los Angeles	West Covina Courthouse	C3010-Wall Finishes	\$ 122,748	\$ 122,748	\$ -
2,066	Riverside	Hemet	C3010-Wall Finishes	\$ 123,578	\$ 123,578	\$ -
2,067	Los Angeles	Pomona Courthouse North	C3010-Wall Finishes	\$ 123,936	\$ 123,936	\$ -
2,068	Kern	Bakersfield Superior Court	C3010-Wall Finishes	\$ 201,852	\$ 126,158	\$ 75,695
2,069	San Mateo	Hall of Justice	C3010-Wall Finishes	\$ 126,720	\$ 126,720	\$ -
2,070	Los Angeles	Bellflower Courthouse	C3010-Wall Finishes	\$ 162,702	\$ 126,810	\$ 35,892
2,071	San Diego	North County Regional Center - Annex	C3010-Wall Finishes	\$ 127,125	\$ 127,125	\$ -
2,072	Santa Barbara	Santa Barbara County Courthouse	C3010-Wall Finishes	\$ 127,987	\$ 127,987	\$ -
2,073	Imperial	Imperial County Courthouse	C3010-Wall Finishes	\$ 128,805	\$ 128,805	\$ -
2,074	Solano	Solano Justice Building	C3010-Wall Finishes	\$ 131,393	\$ 131,393	\$ -
2,075	Los Angeles	Inglewood Courthouse	C3010-Wall Finishes	\$ 178,152	\$ 132,830	\$ 45,322
2,076	Los Angeles	Pomona Courthouse North	C3010-Wall Finishes	\$ 136,026	\$ 136,026	\$ -
2,077	Los Angeles	Eastlake Juvenile Court	C3010-Wall Finishes	\$ 251,659	\$ 137,859	\$ 113,800
2,078	Kern	Bakersfield Justice Bldg.	C3010-Wall Finishes	\$ 138,261	\$ 138,261	\$ -
2,079	San Luis Obispo	Courthouse Annex	C3010-Wall Finishes	\$ 139,874	\$ 139,874	\$ -
2,080	San Diego	Juvenile Court	C3010-Wall Finishes	\$ 187,984	\$ 140,274	\$ 47,710
2,081	Los Angeles	Glendale Courthouse	C3010-Wall Finishes	\$ 155,298	\$ 140,607	\$ 14,691
2,082	San Bernardino	Rancho Cucamonga Courthouse	C3010-Wall Finishes	\$ 141,681	\$ 141,681	\$ -
2,083	Santa Clara	Hall of Justice (East)	C3010-Wall Finishes	\$ 141,972	\$ 141,972	\$ -
2,084	Ventura	Hall of Justice	C3010-Wall Finishes	\$ 143,530	\$ 143,530	\$ -
2,085	San Diego	Juvenile Court	C3010-Wall Finishes	\$ 145,992	\$ 145,992	\$ -

Line #	County	Facility Name	Project System Targeted for Renewal	Project Rough Order of Magnitude	Judicial Branch Share of Cost	County Share of Cost
2,086	El Dorado	Main St. Courthouse	C3010-Wall Finishes	\$ 147,076	\$ 147,076	\$ -
2,087	Solano	Solano Justice Building	C3010-Wall Finishes	\$ 149,160	\$ 149,160	\$ -
2,088	Los Angeles	Alfred J. McCartney Juvenile Justice Center	C3010-Wall Finishes	\$ 216,209	\$ 149,292	\$ 66,917
2,089	Alameda	Fremont Hall of Justice	C3010-Wall Finishes	\$ 150,059	\$ 150,059	\$ -
2,090	Riverside	Family Law Court	C3010-Wall Finishes	\$ 150,766	\$ 150,766	\$ -
2,091	San Luis Obispo	Courthouse Annex	C3010-Wall Finishes	\$ 151,008	\$ 151,008	\$ -
2,092	San Luis Obispo	Courthouse Annex	C3010-Wall Finishes	\$ 151,008	\$ 151,008	\$ -
2,093	San Diego	Hall of Justice	C3010-Wall Finishes	\$ 380,497	\$ 153,112	\$ 227,385
2,094	Los Angeles	Bellflower Courthouse	C3010-Wall Finishes	\$ 199,926	\$ 155,822	\$ 44,104
2,095	Los Angeles	Clara Shortridge Foltz Criminal Justice Center	C3010-Wall Finishes	\$ 227,238	\$ 156,317	\$ 70,921
2,096	Del Norte	Del Norte County Superior Court	C3010-Wall Finishes	\$ 157,568	\$ 157,568	\$ -
2,097	Los Angeles	Inglewood Courthouse	C3010-Wall Finishes	\$ 158,796	\$ 158,796	\$ -
2,098	Fresno	2424 Ventura Street - 5 DCA	C3010-Wall Finishes	\$ 159,038	\$ 159,038	\$ -
2,099	Los Angeles	Pomona Courthouse South	C3010-Wall Finishes	\$ 159,521	\$ 159,521	\$ -
2,100	Los Angeles	Downey Courthouse	C3010-Wall Finishes	\$ 161,875	\$ 161,875	\$ -
2,101	Santa Barbara	Santa Maria Courts, Bldg G	C3010-Wall Finishes	\$ 169,305	\$ 163,362	\$ 5,943
2,102	San Bernardino	Victorville Courthouse-Dept. N-1	C3010-Wall Finishes	\$ 164,159	\$ 164,159	\$ -
2,103	Los Angeles	Glendale Courthouse	C3010-Wall Finishes	\$ 181,559	\$ 164,384	\$ 17,175
2,104	Orange	Civil Complex Center ("CXC")	C3010-Wall Finishes	\$ 166,100	\$ 166,100	\$ -
2,105	San Diego	South County Regional Center	C3010-Wall Finishes	\$ 168,597	\$ 168,597	\$ -
2,106	Napa	Criminal Court Building	C3010-Wall Finishes	\$ 168,876	\$ 168,876	\$ -
2,107	Humboldt	Humboldt County Courthouse (Eureka)	C3010-Wall Finishes	\$ 507,953	\$ 169,453	\$ 338,500
2,108	Sonoma	Hall of Justice	C3010-Wall Finishes	\$ 286,194	\$ 169,999	\$ 116,195
2,109	Los Angeles	Stanley Mosk Courthouse	C3010-Wall Finishes	\$ 175,807	\$ 170,990	\$ 4,817
2,110	Los Angeles	Norwalk Courthouse	C3010-Wall Finishes	\$ 203,399	\$ 172,950	\$ 30,449
2,111	Kern	Bakersfield Justice Bldg.	C3010-Wall Finishes	\$ 342,944	\$ 175,176	\$ 167,768
2,112	Ventura	Hall of Justice	C3010-Wall Finishes	\$ 175,824	\$ 175,824	\$ -
2,113	Placer	Historic Courthouse	C3010-Wall Finishes	\$ 228,780	\$ 176,161	\$ 52,619
2,114	Santa Clara	Downtown Superior Court	C3010-Wall Finishes	\$ 179,222	\$ 179,222	\$ -
2,115	Alameda	Wiley W. Manuel Courthouse	C3010-Wall Finishes	\$ 182,130	\$ 182,130	\$ -
2,116	Los Angeles	Alfred J. McCartney Juvenile Justice Center	C3010-Wall Finishes	\$ 264,871	\$ 182,893	\$ 81,978
2,117	Los Angeles	Whittier Courthouse	C3010-Wall Finishes	\$ 184,803	\$ 184,803	\$ -

Line #	County	Facility Name	Project System Targeted for Renewal	Project Rough Order of Magnitude	Judicial Branch Share of Cost	County Share of Cost
2,118	Los Angeles	Torrance Courthouse	C3010-Wall Finishes	\$ 219,584	\$ 186,954	\$ 32,630
2,119	San Diego	Hall of Justice	C3010-Wall Finishes	\$ 465,674	\$ 187,387	\$ 278,287
2,120	Santa Barbara	Santa Maria Courts, Bldg G	C3010-Wall Finishes	\$ 187,546	\$ 187,546	\$ -
2,121	Los Angeles	Pasadena Courthouse	C3010-Wall Finishes	\$ 270,611	\$ 187,669	\$ 82,942
2,122	Orange	North Justice Center	C3010-Wall Finishes	\$ 210,379	\$ 189,993	\$ 20,386
2,123	Sonoma	Hall of Justice	C3010-Wall Finishes	\$ 320,823	\$ 190,569	\$ 130,254
2,124	Los Angeles	Downey Courthouse	C3010-Wall Finishes	\$ 228,373	\$ 191,148	\$ 37,225
2,125	Santa Clara	Downtown Superior Court	C3010-Wall Finishes	\$ 191,506	\$ 191,506	\$ -
2,126	Los Angeles	Whittier Courthouse	C3010-Wall Finishes	\$ 192,698	\$ 192,698	\$ -
2,127	Ventura	Hall of Justice	C3010-Wall Finishes	\$ 195,360	\$ 195,360	\$ -
2,128	Los Angeles	Inglewood Courthouse	C3010-Wall Finishes	\$ 197,249	\$ 197,249	\$ -
2,129	Orange	North Justice Center	C3010-Wall Finishes	\$ 220,082	\$ 198,756	\$ 21,326
2,130	San Mateo	Central Branch	C3010-Wall Finishes	\$ 199,328	\$ 199,328	\$ -
2,131	San Diego	County Courthouse	C3010-Wall Finishes	\$ 258,000	\$ 199,744	\$ 58,256
2,132	Los Angeles	Stanley Mosk Courthouse	C3010-Wall Finishes	\$ 207,613	\$ 201,924	\$ 5,689
2,133	Solano	Hall of Justice	C3010-Wall Finishes	\$ 202,198	\$ 202,198	\$ -
2,134	Los Angeles	Metropolitan Courthouse	C3010-Wall Finishes	\$ 214,413	\$ 202,706	\$ 11,707
2,135	Orange	North Justice Center	C3010-Wall Finishes	\$ 229,354	\$ 207,130	\$ 22,224
2,136	Los Angeles	Clara Shortridge Foltz Criminal Justice Center	C3010-Wall Finishes	\$ 302,702	\$ 208,229	\$ 94,473
2,137	Los Angeles	Pasadena Courthouse	C3010-Wall Finishes	\$ 303,603	\$ 210,549	\$ 93,054
2,138	San Francisco	Hall of Justice	C3010-Wall Finishes	\$ 211,935	\$ 211,935	\$ -
2,139	Kern	Bakersfield Superior Court	C3010-Wall Finishes	\$ 215,557	\$ 215,557	\$ -
2,140	Santa Clara	Hall of Justice (West)	C3010-Wall Finishes	\$ 216,480	\$ 216,480	\$ -
2,141	Los Angeles	West Covina Courthouse	C3010-Wall Finishes	\$ 216,558	\$ 216,558	\$ -
2,142	Los Angeles	West Covina Courthouse	C3010-Wall Finishes	\$ 262,819	\$ 218,166	\$ 44,653
2,143	Solano	Solano Justice Building	C3010-Wall Finishes	\$ 218,592	\$ 218,592	\$ -
2,144	San Francisco	Hall of Justice	C3010-Wall Finishes	\$ 219,000	\$ 219,000	\$ -
2,145	Contra Costa	Wakefield Taylor Courthouse	C3010-Wall Finishes	\$ 222,799	\$ 222,799	\$ -
2,146	Los Angeles	Metropolitan Courthouse	C3010-Wall Finishes	\$ 239,289	\$ 226,224	\$ 13,065
2,147	Los Angeles	Alhambra Courthouse	C3010-Wall Finishes	\$ 263,458	\$ 226,574	\$ 36,884
2,148	San Mateo	Northern Branch Courthouse	C3010-Wall Finishes	\$ 227,250	\$ 227,250	\$ -
2,149	Napa	Criminal Court Building	C3010-Wall Finishes	\$ 230,076	\$ 230,076	\$ -
2,150	Los Angeles	Airport Courthouse	C3010-Wall Finishes	\$ 298,143	\$ 230,077	\$ 68,066
2,151	Alameda	Hayward Hall of Justice	C3010-Wall Finishes	\$ 230,859	\$ 230,859	\$ -
2,152	Los Angeles	Burbank Courthouse	C3010-Wall Finishes	\$ 263,034	\$ 238,730	\$ 24,304



Line #	County	Facility Name	Project System Targeted for Renewal	Project Rough Order of Magnitude	Judicial Branch Share of Cost	County Share of Cost
2,153	San Bernardino	Chino Courthouse	C3010-Wall Finishes	\$ 248,002	\$ 248,002	\$ -
2,154	Napa	Historic Courthouse	C3010-Wall Finishes	\$ 264,205	\$ 248,326	\$ 15,879
2,155	Kern	Bakersfield Justice Bldg.	C3010-Wall Finishes	\$ 248,897	\$ 248,897	\$ -
2,156	Los Angeles	Edmund D. Edelman Children's Court	C3010-Wall Finishes	\$ 355,851	\$ 249,060	\$ 106,791
2,157	San Diego	East County Regional Center	C3010-Wall Finishes	\$ 250,272	\$ 250,272	\$ -
2,158	Santa Barbara	Santa Barbara County Courthouse	C3010-Wall Finishes	\$ 253,968	\$ 253,968	\$ -
2,159	Los Angeles	Clara Shortridge Foltz Criminal Justice Center	C3010-Wall Finishes	\$ 369,679	\$ 254,302	\$ 115,377
2,160	Santa Clara	Historic Courthouse	C3010-Wall Finishes	\$ 259,368	\$ 259,368	\$ -
2,161	Alameda	Fremont Hall of Justice	C3010-Wall Finishes	\$ 261,988	\$ 261,988	\$ -
2,162	Sacramento	Carol Miller Justice Center Court Facility	C3010-Wall Finishes	\$ 270,156	\$ 264,077	\$ 6,079
2,163	Los Angeles	Van Nuys Courthouse West	C3010-Wall Finishes	\$ 329,847	\$ 265,461	\$ 64,386
2,164	Santa Clara	Historic Courthouse	C3010-Wall Finishes	\$ 268,805	\$ 268,805	\$ -
2,165	Kern	Bakersfield Superior Court	C3010-Wall Finishes	\$ 431,513	\$ 269,696	\$ 161,817
2,166	Alameda	Wiley W. Manuel Courthouse	C3010-Wall Finishes	\$ 322,579	\$ 270,321	\$ 52,258
2,167	Los Angeles	Michael D. Antonovich Antelope Valley Courthouse	C3010-Wall Finishes	\$ 368,126	\$ 270,609	\$ 97,517
2,168	Los Angeles	Compton Courthouse	C3010-Wall Finishes	\$ 271,128	\$ 271,128	\$ -
2,169	Los Angeles	Compton Courthouse	C3010-Wall Finishes	\$ 272,686	\$ 272,686	\$ -
2,170	Los Angeles	Van Nuys Courthouse East	C3010-Wall Finishes	\$ 312,375	\$ 280,325	\$ 32,050
2,171	Los Angeles	Inglewood Juvenile Court	C3010-Wall Finishes	\$ 281,775	\$ 281,775	\$ -
2,172	San Diego	Hall of Justice	C3010-Wall Finishes	\$ 702,368	\$ 282,633	\$ 419,735
2,173	Merced	Main Merced Courthouse	C3010-Wall Finishes	\$ 286,572	\$ 286,572	\$ -
2,174	Los Angeles	Beverly Hills Courthouse	C3010-Wall Finishes	\$ 360,405	\$ 286,594	\$ 73,811
2,175	Los Angeles	Pomona Courthouse South	C3010-Wall Finishes	\$ 317,963	\$ 289,791	\$ 28,172
2,176	Los Angeles	Pomona Courthouse South	C3010-Wall Finishes	\$ 290,494	\$ 290,494	\$ -
2,177	Alameda	Fremont Hall of Justice	C3010-Wall Finishes	\$ 290,516	\$ 290,516	\$ -
2,178	Los Angeles	Michael D. Antonovich Antelope Valley Courthouse	C3010-Wall Finishes	\$ 395,617	\$ 290,818	\$ 104,799
2,179	Los Angeles	Downey Courthouse	C3010-Wall Finishes	\$ 294,273	\$ 294,273	\$ -
2,180	Contra Costa	Family Law Center	C3010-Wall Finishes	\$ 297,950	\$ 297,950	\$ -
2,181	Kern	Shafter/Wasco Courts Bldg.	C3010-Wall Finishes	\$ 302,475	\$ 302,475	\$ -
2,182	Tulare	Visalia Superior Court	C3010-Wall Finishes	\$ 303,376	\$ 303,376	\$ -
2,183	San Mateo	Northern Branch Courthouse	C3010-Wall Finishes	\$ 303,628	\$ 303,628	\$ -
2,184	Sonoma	Hall of Justice	C3010-Wall Finishes	\$ 305,712	\$ 305,712	\$ -

Line #	County	Facility Name	Project System Targeted for Renewal	Project Rough Order of Magnitude	Judicial Branch Share of Cost	County Share of Cost
2,185	Los Angeles	Torrance Courthouse	C3010-Wall Finishes	\$ 339,480	\$ 306,992	\$ 32,488
2,186	San Mateo	Northern Branch Courthouse	C3010-Wall Finishes	\$ 373,313	\$ 310,634	\$ 62,679
2,187	Sacramento	Gordon Schaber Sacramento Superior Court	C3010-Wall Finishes	\$ 313,606	\$ 313,606	\$ -
2,188	Humboldt	Humboldt County Courthouse (Eureka)	C3010-Wall Finishes	\$ 318,631	\$ 318,631	\$ -
2,189	Los Angeles	San Fernando Courthouse	C3010-Wall Finishes	\$ 319,547	\$ 319,547	\$ -
2,190	Fresno	Fresno County Courthouse	C3010-Wall Finishes	\$ 319,822	\$ 319,822	\$ -
2,191	Fresno	Fresno County Courthouse	C3010-Wall Finishes	\$ 321,869	\$ 321,869	\$ -
2,192	San Bernardino	Rancho Cucamonga Courthouse	C3010-Wall Finishes	\$ 424,449	\$ 322,793	\$ 101,656
2,193	Los Angeles	Compton Courthouse	C3010-Wall Finishes	\$ 323,268	\$ 323,268	\$ -
2,194	Los Angeles	Pomona Courthouse South	C3010-Wall Finishes	\$ 357,263	\$ 325,609	\$ 31,654
2,195	San Francisco	Civic Center Courthouse	C3010-Wall Finishes	\$ 326,996	\$ 326,996	\$ -
2,196	Shasta	Main Courthouse	C3010-Wall Finishes	\$ 327,846	\$ 327,846	\$ -
2,197	San Diego	South County Regional Center	C3010-Wall Finishes	\$ 328,783	\$ 328,783	\$ -
2,198	Los Angeles	Santa Monica Courthouse	C3010-Wall Finishes	\$ 420,671	\$ 330,185	\$ 90,486
2,199	Fresno	2424 Ventura Street - 5 DCA	C3010-Wall Finishes	\$ 333,696	\$ 333,696	\$ -
2,200	Los Angeles	Compton Courthouse	C3010-Wall Finishes	\$ 337,867	\$ 337,867	\$ -
2,201	Los Angeles	Pomona Courthouse South	C3010-Wall Finishes	\$ 340,857	\$ 340,857	\$ -
2,202	Santa Clara	Downtown Superior Court	C3010-Wall Finishes	\$ 340,970	\$ 340,970	\$ -
2,203	Los Angeles	Van Nuys Courthouse East	C3010-Wall Finishes	\$ 385,370	\$ 345,831	\$ 39,539
2,204	Ventura	Hall of Justice	C3010-Wall Finishes	\$ 351,648	\$ 351,648	\$ -
2,205	Los Angeles	West Covina Courthouse	C3010-Wall Finishes	\$ 352,267	\$ 352,267	\$ -
2,206	Tulare	Visalia Superior Court	C3010-Wall Finishes	\$ 1,112,888	\$ 359,797	\$ 753,091
2,207	Los Angeles	Norwalk Courthouse	C3010-Wall Finishes	\$ 431,752	\$ 367,119	\$ 64,633
2,208	Los Angeles	El Monte Courthouse	C3010-Wall Finishes	\$ 632,850	\$ 367,812	\$ 265,038
2,209	San Mateo	Hall of Justice	C3010-Wall Finishes	\$ 372,300	\$ 372,300	\$ -
2,210	Los Angeles	Van Nuys Courthouse East	C3010-Wall Finishes	\$ 425,325	\$ 381,687	\$ 43,638
2,211	Sacramento	Carol Miller Justice Center Court Facility	C3010-Wall Finishes	\$ 385,138	\$ 385,138	\$ -
2,212	Contra Costa	George D. Carroll Courthouse	C3010-Wall Finishes	\$ 386,232	\$ 386,232	\$ -
2,213	Los Angeles	Central Arraignment Courts	C3010-Wall Finishes	\$ 437,976	\$ 395,186	\$ 42,790
2,214	San Diego	North County Regional Center - North	C3010-Wall Finishes	\$ 396,706	\$ 396,706	\$ -
2,215	San Bernardino	Rancho Cucamonga Courthouse	C3010-Wall Finishes	\$ 397,714	\$ 397,714	\$ -



Line #	County	Facility Name	Project System Targeted for Renewal	Project Rough Order of Magnitude	Judicial Branch Share of Cost	County Share of Cost
2,216	Sacramento	Gordon Schaber Sacramento Superior Court	C3010-Wall Finishes	\$ 399,633	\$ 399,633	\$ -
2,217	Alameda	Hayward Hall of Justice	C3010-Wall Finishes	\$ 403,058	\$ 403,058	\$ -
2,218	Contra Costa	Wakefield Taylor Courthouse	C3010-Wall Finishes	\$ 404,684	\$ 404,684	\$ -
2,219	San Diego	Family Court	C3010-Wall Finishes	\$ 406,692	\$ 406,692	\$ -
2,220	Los Angeles	Downey Courthouse	C3010-Wall Finishes	\$ 406,756	\$ 406,756	\$ -
2,221	Los Angeles	El Monte Courthouse	C3010-Wall Finishes	\$ 700,033	\$ 406,859	\$ 293,174
2,222	Orange	West Justice Center	C3010-Wall Finishes	\$ 411,475	\$ 411,475	\$ -
2,223	Los Angeles	Clara Shortridge Foltz Criminal Justice Center	C3010-Wall Finishes	\$ 606,593	\$ 417,275	\$ 189,318
2,224	Los Angeles	East Los Angeles Courthouse	C3010-Wall Finishes	\$ 545,371	\$ 423,862	\$ 121,509
2,225	Contra Costa	George D. Carroll Courthouse	C3010-Wall Finishes	\$ 426,945	\$ 426,945	\$ -
2,226	Ventura	Hall of Justice	C3010-Wall Finishes	\$ 622,290	\$ 434,732	\$ 187,558
2,227	Los Angeles	Airport Courthouse	C3010-Wall Finishes	\$ 566,862	\$ 437,447	\$ 129,415
2,228	Los Angeles	Clara Shortridge Foltz Criminal Justice Center	C3010-Wall Finishes	\$ 646,536	\$ 444,752	\$ 201,784
2,229	Tulare	Visalia Superior Court	C3010-Wall Finishes	\$ 446,688	\$ 446,688	\$ -
2,230	Alameda	Hayward Hall of Justice	C3010-Wall Finishes	\$ 446,949	\$ 446,949	\$ -
2,231	Butte	Butte County Courthouse	C3010-Wall Finishes	\$ 454,080	\$ 454,080	\$ -
2,232	Alameda	Wiley W. Manuel Courthouse	C3010-Wall Finishes	\$ 554,128	\$ 464,359	\$ 89,769
2,233	Alameda	Wiley W. Manuel Courthouse	C3010-Wall Finishes	\$ 469,296	\$ 469,296	\$ -
2,234	Los Angeles	Whittier Courthouse	C3010-Wall Finishes	\$ 482,138	\$ 482,138	\$ -
2,235	Los Angeles	Edmund D. Edelman Children's Court	C3010-Wall Finishes	\$ 698,106	\$ 488,604	\$ 209,502
2,236	Orange	Harbor Justice Center-Newport Beach Facility	C3010-Wall Finishes	\$ 488,863	\$ 488,863	\$ -
2,237	Humboldt	Humboldt County Courthouse (Eureka)	C3010-Wall Finishes	\$ 490,413	\$ 490,413	\$ -
2,238	Santa Clara	Historic Courthouse	C3010-Wall Finishes	\$ 512,820	\$ 512,820	\$ -
2,239	Riverside	Larson Justice Center	C3010-Wall Finishes	\$ 521,447	\$ 521,447	\$ -
2,240	Kern	Bakersfield Justice Bldg.	C3010-Wall Finishes	\$ 541,951	\$ 541,951	\$ -
2,241	Los Angeles	Chatsworth Courthouse	C3010-Wall Finishes	\$ 651,750	\$ 546,167	\$ 105,584
2,242	Los Angeles	Chatsworth Courthouse	C3010-Wall Finishes	\$ 653,573	\$ 547,694	\$ 105,879
2,243	Los Angeles	Inglewood Courthouse	C3010-Wall Finishes	\$ 548,629	\$ 548,629	\$ -
2,244	Alameda	Hayward Hall of Justice	C3010-Wall Finishes	\$ 624,370	\$ 551,319	\$ 73,051
2,245	Humboldt	Humboldt County Courthouse (Eureka)	C3010-Wall Finishes	\$ 555,984	\$ 555,984	\$ -

Line #	County	Facility Name	Project System Targeted for Renewal	Project Rough Order of Magnitude	Judicial Branch Share of Cost	County Share of Cost
2,246	Los Angeles	Torrance Courthouse	C3010-Wall Finishes	\$ 629,990	\$ 569,700	\$ 60,290
2,247	Riverside	Southwest Justice Center	C3010-Wall Finishes	\$ 576,044	\$ 576,044	\$ -
2,248	Los Angeles	Pasadena Courthouse	C3010-Wall Finishes	\$ 847,349	\$ 587,637	\$ 259,712
2,249	Sacramento	Juvenile Courthouse	C3010-Wall Finishes	\$ 593,736	\$ 593,736	\$ -
2,250	Los Angeles	Inglewood Courthouse	C3010-Wall Finishes	\$ 613,575	\$ 613,575	\$ -
2,251	Los Angeles	Van Nuys Courthouse West	C3010-Wall Finishes	\$ 768,846	\$ 618,767	\$ 150,079
2,252	Los Angeles	Metropolitan Courthouse	C3010-Wall Finishes	\$ 656,858	\$ 620,994	\$ 35,864
2,253	Santa Clara	Hall of Justice (East)	C3010-Wall Finishes	\$ 622,380	\$ 622,380	\$ -
2,254	Los Angeles	Stanley Mosk Courthouse	C3010-Wall Finishes	\$ 641,001	\$ 623,438	\$ 17,563
2,255	Los Angeles	Edmund D. Edelman Children's Court	C3010-Wall Finishes	\$ 898,889	\$ 629,132	\$ 269,757
2,256	San Diego	North County Regional Center - South	C3010-Wall Finishes	\$ 634,050	\$ 634,050	\$ -
2,257	San Diego	South County Regional Center	C3010-Wall Finishes	\$ 646,400	\$ 646,400	\$ -
2,258	Los Angeles	Norwalk Courthouse	C3010-Wall Finishes	\$ 771,672	\$ 656,153	\$ 115,519
2,259	Contra Costa	Wakefield Taylor Courthouse	C3010-Wall Finishes	\$ 662,112	\$ 662,112	\$ -
2,260	Orange	North Justice Center	C3010-Wall Finishes	\$ 733,271	\$ 662,217	\$ 71,054
2,261	San Diego	North County Regional Center - South	C3010-Wall Finishes	\$ 667,392	\$ 667,392	\$ -
2,262	Los Angeles	East Los Angeles Courthouse	C3010-Wall Finishes	\$ 875,952	\$ 680,790	\$ 195,162
2,263	Los Angeles	Alhambra Courthouse	C3010-Wall Finishes	\$ 818,532	\$ 703,938	\$ 114,594
2,264	Sacramento	Gordon Schaber Sacramento Superior Court	C3010-Wall Finishes	\$ 750,816	\$ 750,816	\$ -
2,265	Los Angeles	West Covina Courthouse	C3010-Wall Finishes	\$ 769,090	\$ 769,090	\$ -
2,266	Kern	Bakersfield Superior Court	C3010-Wall Finishes	\$ 776,876	\$ 776,876	\$ -
2,267	Los Angeles	Clara Shortridge Foltz Criminal Justice Center	C3010-Wall Finishes	\$ 1,136,190	\$ 781,585	\$ 354,605
2,268	Los Angeles	Van Nuys Courthouse West	C3010-Wall Finishes	\$ 1,005,977	\$ 809,610	\$ 196,367
2,269	Los Angeles	Beverly Hills Courthouse	C3010-Wall Finishes	\$ 1,048,534	\$ 833,794	\$ 214,740
2,270	San Diego	East County Regional Center	C3010-Wall Finishes	\$ 1,263,673	\$ 855,633	\$ 408,040
2,271	Los Angeles	Whittier Courthouse	C3010-Wall Finishes	\$ 1,006,881	\$ 870,247	\$ 136,634
2,272	Los Angeles	Clara Shortridge Foltz Criminal Justice Center	C3010-Wall Finishes	\$ 1,281,440	\$ 881,503	\$ 399,937
2,273	Riverside	Southwest Justice Center	C3010-Wall Finishes	\$ 896,940	\$ 896,940	\$ -
2,274	Fresno	Fresno County Courthouse	C3010-Wall Finishes	\$ 905,150	\$ 905,150	\$ -
2,275	San Diego	County Courthouse	C3010-Wall Finishes	\$ 1,174,902	\$ 909,609	\$ 265,293
2,276	Kern	Delano/North Kern Court	C3010-Wall Finishes	\$ 1,165,500	\$ 939,859	\$ 225,641

Line #	County	Facility Name	Project System Targeted for Renewal	Project Rough Order of Magnitude	Judicial Branch Share of Cost	County Share of Cost
2,277	Los Angeles	Airport Courthouse	C3010-Wall Finishes	\$ 1,247,233	\$ 962,490	\$ 284,743
2,278	Los Angeles	Alhambra Courthouse	C3010-Wall Finishes	\$ 1,207,704	\$ 1,038,625	\$ 169,079
2,279	Los Angeles	East Los Angeles Courthouse	C3010-Wall Finishes	\$ 1,345,244	\$ 1,045,524	\$ 299,720
2,280	San Mateo	Hall of Justice	C3010-Wall Finishes	\$ 1,100,029	\$ 1,100,029	\$ -
2,281	Fresno	B.F. Sisk Courthouse	C3010-Wall Finishes	\$ 1,115,796	\$ 1,115,796	\$ -
2,282	Contra Costa	Wakefield Taylor Courthouse	C3010-Wall Finishes	\$ 1,121,505	\$ 1,121,505	\$ -
2,283	Los Angeles	Clara Shortridge Foltz Criminal Justice Center	C3010-Wall Finishes	\$ 1,664,863	\$ 1,145,259	\$ 519,604
2,284	Los Angeles	Michael D. Antonovich Antelope Valley Courthouse	C3010-Wall Finishes	\$ 1,576,397	\$ 1,158,809	\$ 417,588
2,285	San Francisco	Civic Center Courthouse	C3010-Wall Finishes	\$ 1,201,370	\$ 1,201,370	\$ -
2,286	Los Angeles	Clara Shortridge Foltz Criminal Justice Center	C3010-Wall Finishes	\$ 1,793,616	\$ 1,233,828	\$ 559,788
2,287	Sacramento	Gordon Schaber Sacramento Superior Court	C3010-Wall Finishes	\$ 1,244,547	\$ 1,244,547	\$ -
2,288	Orange	Betty Lou Lamoreaux Justice Center	C3010-Wall Finishes	\$ 1,321,250	\$ 1,321,250	\$ -
2,289	Los Angeles	Pasadena Courthouse	C3010-Wall Finishes	\$ 1,936,640	\$ 1,343,060	\$ 593,580
2,290	Kern	Bakersfield Juvenile Center	C3010-Wall Finishes	\$ 1,346,250	\$ 1,346,250	\$ -
2,291	Santa Clara	Downtown Superior Court	C3010-Wall Finishes	\$ 1,349,188	\$ 1,349,188	\$ -
2,292	Orange	Central Justice Center	C3010-Wall Finishes	\$ 1,585,500	\$ 1,585,500	\$ -
2,293	Ventura	Hall of Justice	C3010-Wall Finishes	\$ 1,617,330	\$ 1,617,330	\$ -
2,294	Sacramento	Gordon Schaber Sacramento Superior Court	C3010-Wall Finishes	\$ 1,729,247	\$ 1,729,247	\$ -
2,295	Santa Clara	Hall of Justice (East)	C3010-Wall Finishes	\$ 1,734,670	\$ 1,734,670	\$ -
2,296	Los Angeles	Pomona Courthouse South	C3010-Wall Finishes	\$ 1,804,920	\$ 1,804,920	\$ -
2,297	Los Angeles	Torrance Courthouse	C3010-Wall Finishes	\$ 2,190,831	\$ 1,865,274	\$ 325,557
2,298	Los Angeles	Michael D. Antonovich Antelope Valley Courthouse	C3010-Wall Finishes	\$ 2,773,848	\$ 2,039,056	\$ 734,792
2,299	Los Angeles	Van Nuys Courthouse East	C3010-Wall Finishes	\$ 2,316,876	\$ 2,079,165	\$ 237,711
2,300	Sacramento	Gordon Schaber Sacramento Superior Court	C3010-Wall Finishes	\$ 2,283,600	\$ 2,283,600	\$ -
2,301	Los Angeles	Stanley Mosk Courthouse	C3010-Wall Finishes	\$ 2,475,203	\$ 2,407,382	\$ 67,821
2,302	Los Angeles	Metropolitan Courthouse	C3010-Wall Finishes	\$ 2,578,146	\$ 2,437,379	\$ 140,767
2,303	Los Angeles	Norwalk Courthouse	C3010-Wall Finishes	\$ 2,882,786	\$ 2,451,233	\$ 431,553
2,304	San Francisco	Hall of Justice	C3010-Wall Finishes	\$ 2,488,753	\$ 2,488,753	\$ -
2,305	Fresno	Fresno County Courthouse	C3010-Wall Finishes	\$ 2,644,579	\$ 2,536,416	\$ 108,163



Line #	County	Facility Name	Project System Targeted for Renewal	Project Rough Order of Magnitude	Judicial Branch Share of Cost	County Share of Cost
2,306	Riverside	Hall of Justice	C3010-Wall Finishes	\$ 2,999,766	\$ 2,999,766	\$ -
2,307	Los Angeles	Alhambra Courthouse	C3010-Wall Finishes	\$ 3,605,580	\$ 3,100,799	\$ 504,781
2,308	Los Angeles	Pomona Courthouse South	C3010-Wall Finishes	\$ 3,926,837	\$ 3,578,919	\$ 347,918
2,309	Los Angeles	Norwalk Courthouse	C3010-Wall Finishes	\$ 8,867,232	\$ 7,539,807	\$ 1,327,425
2,310	Los Angeles	Clara Shortridge Foltz Criminal Justice Center	C3010-Wall Finishes	\$ 11,170,796	\$ 7,684,391	\$ 3,486,405
2,311	Nevada	Nevada City Courthouse Annex	C3011-Wall Finishes to Inside Exterior Walls	\$ 27,456	\$ 11,726	\$ 15,730
2,312	Riverside	Hemet	C3011-Wall Finishes to Inside Exterior Walls	\$ 19,151	\$ 19,151	\$ -
2,313	Riverside	Palm Springs Courts	C3011-Wall Finishes to Inside Exterior Walls	\$ 49,111	\$ 19,944	\$ 29,167
2,314	San Bernardino	Fontana Courthouse	C3011-Wall Finishes to Inside Exterior Walls	\$ 33,005	\$ 27,437	\$ 5,568
2,315	El Dorado	Main St. Courthouse	C3011-Wall Finishes to Inside Exterior Walls	\$ 27,456	\$ 27,456	\$ -
2,316	San Diego	Kearny Mesa Court	C3011-Wall Finishes to Inside Exterior Walls	\$ 27,984	\$ 27,984	\$ -
2,317	San Mateo	Traffic/ Small Claims Annex	C3011-Wall Finishes to Inside Exterior Walls	\$ 30,840	\$ 30,840	\$ -
2,318	Sonoma	Hall of Justice	C3011-Wall Finishes to Inside Exterior Walls	\$ 51,929	\$ 30,846	\$ 21,083
2,319	Sonoma	Hall of Justice	C3011-Wall Finishes to Inside Exterior Walls	\$ 66,766	\$ 39,659	\$ 27,107
2,320	San Diego	Juvenile Court	C3011-Wall Finishes to Inside Exterior Walls	\$ 74,882	\$ 55,877	\$ 19,005
2,321	Stanislaus	Modesto Main Courthouse	C3011-Wall Finishes to Inside Exterior Walls	\$ 57,314	\$ 57,194	\$ 120
2,322	Orange	West Justice Center	C3011-Wall Finishes to Inside Exterior Walls	\$ 108,775	\$ 98,637	\$ 10,138
2,323	Santa Clara	Downtown Superior Court	C3011-Wall Finishes to Inside Exterior Walls	\$ 155,786	\$ 155,786	\$ -
2,324	Orange	Central Justice Center	C3011-Wall Finishes to Inside Exterior Walls	\$ 229,000	\$ 208,779	\$ 20,221
2,325	Los Angeles	Hall of Records	C3020-Floor Finishes	\$ 1,425	\$ 151	\$ 1,274
2,326	Los Angeles	Hall of Records	C3020-Floor Finishes	\$ 2,051	\$ 217	\$ 1,834
2,327	Sonoma	Main Adult Detention Facility	C3020-Floor Finishes	\$ 7,125	\$ 292	\$ 6,833
2,328	Los Angeles	Hall of Records	C3020-Floor Finishes	\$ 3,280	\$ 347	\$ 2,933
2,329	Los Angeles	Sylmar Juvenile Court	C3020-Floor Finishes	\$ 1,163	\$ 399	\$ 764
2,330	Contra Costa	Jail Annex	C3020-Floor Finishes	\$ 7,185	\$ 428	\$ 6,757
2,331	Los Angeles	Hall of Records	C3020-Floor Finishes	\$ 4,102	\$ 434	\$ 3,668
2,332	Los Angeles	David M. Kenyon Juvenile Justice Center	C3020-Floor Finishes	\$ 1,149	\$ 467	\$ 682
2,333	Santa Barbara	Santa Barbara Court Trailer	C3020-Floor Finishes	\$ 1,121	\$ 561	\$ 561
2,334	Los Angeles	Hall of Records	C3020-Floor Finishes	\$ 7,197	\$ 762	\$ 6,435
2,335	Los Angeles	Hall of Records	C3020-Floor Finishes	\$ 8,813	\$ 933	\$ 7,880
2,336	Kern	Bakersfield Juvenile Center	C3020-Floor Finishes	\$ 1,006	\$ 1,006	\$ -
2,337	Los Angeles	Hollywood Courthouse	C3020-Floor Finishes	\$ 1,107	\$ 1,008	\$ 99
2,338	San Francisco	Hall of Justice	C3020-Floor Finishes	\$ 4,602	\$ 1,070	\$ 3,532
2,339	Los Angeles	Burbank Courthouse	C3020-Floor Finishes	\$ 1,183	\$ 1,074	\$ 109



Line #	County	Facility Name	Project System Targeted for Renewal	Project Rough Order of Magnitude	Judicial Branch Share of Cost	County Share of Cost
2,340	Sonoma	Main Adult Detention Facility	C3020-Floor Finishes	\$ 26,463	\$ 1,085	\$ 25,378
2,341	Contra Costa	Concord Courthouse	C3020-Floor Finishes	\$ 1,145	\$ 1,145	\$ -
2,342	Los Angeles	Sylmar Juvenile Court	C3020-Floor Finishes	\$ 3,369	\$ 1,156	\$ 2,213
2,343	Los Angeles	Los Padrinos Juvenile Court	C3020-Floor Finishes	\$ 4,043	\$ 1,185	\$ 2,858
2,344	Kern	Bakersfield Juvenile Center	C3020-Floor Finishes	\$ 1,830	\$ 1,222	\$ 608
2,345	San Francisco	Hall of Justice	C3020-Floor Finishes	\$ 5,301	\$ 1,233	\$ 4,068
2,346	Los Angeles	Santa Monica Courthouse	C3020-Floor Finishes	\$ 1,600	\$ 1,256	\$ 344
2,347	Lake	Lakeport Court Facility	C3020-Floor Finishes	\$ 4,223	\$ 1,267	\$ 2,956
2,348	Siskiyou	Siskiyou County Courthouse	C3020-Floor Finishes	\$ 3,950	\$ 1,328	\$ 2,622
2,349	Kern	Bakersfield Superior Court	C3020-Floor Finishes	\$ 2,134	\$ 1,337	\$ 797
2,350	Kern	Bakersfield Juvenile Center	C3020-Floor Finishes	\$ 1,342	\$ 1,342	\$ -
2,351	San Francisco	Hall of Justice	C3020-Floor Finishes	\$ 5,825	\$ 1,355	\$ 4,470
2,352	Merced	Old Court	C3020-Floor Finishes	\$ 1,383	\$ 1,383	\$ -
2,353	Los Angeles	Monrovia Training Center	C3020-Floor Finishes	\$ 2,072	\$ 1,456	\$ 616
2,354	Contra Costa	Bray Courts	C3020-Floor Finishes	\$ 1,761	\$ 1,506	\$ 255
2,355	San Bernardino	Juvenile Dependency Courthouse	C3020-Floor Finishes	\$ 2,770	\$ 1,510	\$ 1,260
2,356	Solano	Solano Justice Building	C3020-Floor Finishes	\$ 2,007	\$ 1,527	\$ 480
2,357	Tulare	Tulare Division	C3020-Floor Finishes	\$ 2,339	\$ 1,637	\$ 702
2,358	Orange	Central Justice Center Annex	C3020-Floor Finishes	\$ 1,689	\$ 1,689	\$ -
2,359	Riverside	Blythe Courthouse - Superior Court	C3020-Floor Finishes	\$ 1,765	\$ 1,765	\$ -
2,360	San Luis Obispo	Grover Beach Branch	C3020-Floor Finishes	\$ 1,794	\$ 1,794	\$ -
2,361	Los Angeles	Monrovia Training Center	C3020-Floor Finishes	\$ 2,683	\$ 1,886	\$ 797
2,362	San Luis Obispo	Paso Robles Courthouse	C3020-Floor Finishes	\$ 1,930	\$ 1,930	\$ -
2,363	San Luis Obispo	Paso Robles Courthouse	C3020-Floor Finishes	\$ 1,930	\$ 1,930	\$ -
2,364	Kern	Taft Courts Bldg.	C3020-Floor Finishes	\$ 1,959	\$ 1,959	\$ -
2,365	San Mateo	Traffic/ Small Claims Annex	C3020-Floor Finishes	\$ 1,975	\$ 1,975	\$ -
2,366	Fresno	2424 Ventura Street - 5 DCA	C3020-Floor Finishes	\$ 2,046	\$ 2,046	\$ -
2,367	Los Angeles	Sylmar Juvenile Court	C3020-Floor Finishes	\$ 6,015	\$ 2,064	\$ 3,951
2,368	Kern	Shafter/Wasco Courts Bldg.	C3020-Floor Finishes	\$ 2,134	\$ 2,134	\$ -
2,369	Solano	Law And Justice Center	C3020-Floor Finishes	\$ 17,346	\$ 2,198	\$ 15,148
2,370	El Dorado	Cameron Park	C3020-Floor Finishes	\$ 2,215	\$ 2,215	\$ -
2,371	Santa Barbara	Santa Barbara Juvenile Court	C3020-Floor Finishes	\$ 2,241	\$ 2,241	\$ -
2,372	San Bernardino	Barstow Courthouse	C3020-Floor Finishes	\$ 2,277	\$ 2,277	\$ -
2,373	Kern	Arvin/ Lamont Branch	C3020-Floor Finishes	\$ 2,287	\$ 2,287	\$ -
2,374	Orange	North Justice Center	C3020-Floor Finishes	\$ 2,591	\$ 2,340	\$ 251
2,375	San Diego	South County Regional Center	C3020-Floor Finishes	\$ 2,349	\$ 2,349	\$ -



Line #	County	Facility Name	Project System Targeted for Renewal	Project Rough Order of Magnitude	Judicial Branch Share of Cost	County Share of Cost
2,376	Los Angeles	Los Padrios Juvenile Court	C3020-Floor Finishes	\$ 8,050	\$ 2,360	\$ 5,690
2,377	Nevada	Nevada City Courthouse Annex	C3020-Floor Finishes	\$ 5,573	\$ 2,380	\$ 3,193
2,378	Los Angeles	Torrance Courthouse	C3020-Floor Finishes	\$ 2,803	\$ 2,386	\$ 417
2,379	Shasta	Main Courthouse	C3020-Floor Finishes	\$ 2,611	\$ 2,611	\$ -
2,380	San Bernardino	Barstow Courthouse	C3020-Floor Finishes	\$ 2,616	\$ 2,616	\$ -
2,381	San Francisco	Hall of Justice	C3020-Floor Finishes	\$ 11,345	\$ 2,639	\$ 8,706
2,382	Los Angeles	Sylmar Juvenile Court	C3020-Floor Finishes	\$ 7,742	\$ 2,656	\$ 5,086
2,383	San Bernardino	Juvenile Dependency Courthouse	C3020-Floor Finishes	\$ 4,924	\$ 2,685	\$ 2,239
2,384	San Mateo	Traffic/ Small Claims Annex	C3020-Floor Finishes	\$ 2,687	\$ 2,687	\$ -
2,385	San Bernardino	Barstow Courthouse	C3020-Floor Finishes	\$ 2,770	\$ 2,770	\$ -
2,386	Los Angeles	El Monte Courthouse	C3020-Floor Finishes	\$ 4,781	\$ 2,779	\$ 2,002
2,387	Los Angeles	Hollywood Courthouse	C3020-Floor Finishes	\$ 3,196	\$ 2,911	\$ 285
2,388	Los Angeles	East Los Angeles Courthouse	C3020-Floor Finishes	\$ 3,778	\$ 2,936	\$ 842
2,389	Kern	Delano/North Kern Court	C3020-Floor Finishes	\$ 3,686	\$ 2,972	\$ 714
2,390	Orange	Central Justice Center Annex	C3020-Floor Finishes	\$ 37,993	\$ 3,020	\$ 34,973
2,391	Orange	Central Justice Center Annex	C3020-Floor Finishes	\$ 38,447	\$ 3,057	\$ 35,390
2,392	San Francisco	Civic Center Courthouse	C3020-Floor Finishes	\$ 3,080	\$ 3,080	\$ -
2,393	Los Angeles	Malibu Courthouse	C3020-Floor Finishes	\$ 8,199	\$ 3,114	\$ 5,085
2,394	San Diego	Juvenile Court	C3020-Floor Finishes	\$ 4,291	\$ 3,202	\$ 1,089
2,395	San Bernardino	Fontana Courthouse	C3020-Floor Finishes	\$ 3,877	\$ 3,223	\$ 654
2,396	Ventura	East County Courthouse	C3020-Floor Finishes	\$ 5,311	\$ 3,280	\$ 2,031
2,397	Los Angeles	Santa Clarita Courthouse	C3020-Floor Finishes	\$ 3,819	\$ 3,376	\$ 443
2,398	San Mateo	Hall of Justice	C3020-Floor Finishes	\$ 6,408	\$ 3,377	\$ 3,031
2,399	Napa	Criminal Court Building	C3020-Floor Finishes	\$ 3,379	\$ 3,379	\$ -
2,400	San Bernardino	Victorville Courthouse-Dept. N-1	C3020-Floor Finishes	\$ 3,385	\$ 3,385	\$ -
2,401	Contra Costa	Jail Annex	C3020-Floor Finishes	\$ 57,994	\$ 3,451	\$ 54,543
2,402	Los Angeles	Bellflower Courthouse	C3020-Floor Finishes	\$ 3,463	\$ 3,463	\$ -
2,403	Sonoma	Hall of Justice	C3020-Floor Finishes	\$ 5,938	\$ 3,527	\$ 2,411
2,404	San Luis Obispo	1070 Palm St.	C3020-Floor Finishes	\$ 3,534	\$ 3,534	\$ -
2,405	Los Angeles	Malibu Courthouse	C3020-Floor Finishes	\$ 9,540	\$ 3,623	\$ 5,917
2,406	Los Angeles	Van Nuys Courthouse East	C3020-Floor Finishes	\$ 4,223	\$ 3,790	\$ 433
2,407	Kern	Shafter/Wasco Courts Bldg.	C3020-Floor Finishes	\$ 3,842	\$ 3,842	\$ -
2,408	Los Angeles	Bellflower Courthouse	C3020-Floor Finishes	\$ 3,967	\$ 3,967	\$ -
2,409	Los Angeles	Hall of Records	C3020-Floor Finishes	\$ 37,559	\$ 3,977	\$ 33,582
2,410	Los Angeles	East Los Angeles Courthouse	C3020-Floor Finishes	\$ 5,118	\$ 3,978	\$ 1,140
2,411	Butte	Chico Courthouse	C3020-Floor Finishes	\$ 4,112	\$ 4,112	\$ -

Line #	County	Facility Name	Project System Targeted for Renewal	Project Rough Order of Magnitude	Judicial Branch Share of Cost	County Share of Cost
2,412	San Bernardino	Joshua Tree Courthouse	C3020-Floor Finishes	\$ 4,260	\$ 4,260	\$ -
2,413	Kern	Arvin/ Lamont Branch	C3020-Floor Finishes	\$ 4,269	\$ 4,269	\$ -
2,414	Santa Barbara	Santa Barbara Court Trailer	C3020-Floor Finishes	\$ 8,567	\$ 4,284	\$ 4,284
2,415	Los Angeles	Edmund D. Edelman Children's Court	C3020-Floor Finishes	\$ 6,347	\$ 4,442	\$ 1,905
2,416	Los Angeles	Alhambra Courthouse	C3020-Floor Finishes	\$ 5,192	\$ 4,465	\$ 727
2,417	San Diego	County Courthouse	C3020-Floor Finishes	\$ 5,770	\$ 4,467	\$ 1,303
2,418	Los Angeles	Pasadena Courthouse	C3020-Floor Finishes	\$ 6,524	\$ 4,524	\$ 2,000
2,419	San Bernardino	Juvenile Dependency Courthouse	C3020-Floor Finishes	\$ 8,309	\$ 4,531	\$ 3,778
2,420	Contra Costa	Walnut Creek Courthouse	C3020-Floor Finishes	\$ 4,582	\$ 4,582	\$ -
2,421	Los Angeles	Norwalk Courthouse	C3020-Floor Finishes	\$ 5,520	\$ 4,694	\$ 826
2,422	Kern	Bakersfield Superior Court	C3020-Floor Finishes	\$ 4,790	\$ 4,790	\$ -
2,423	Los Angeles	Pomona Courthouse North	C3020-Floor Finishes	\$ 4,848	\$ 4,848	\$ -
2,424	Los Angeles	Glendale Courthouse	C3020-Floor Finishes	\$ 5,366	\$ 4,858	\$ 508
2,425	San Diego	South County Regional Center	C3020-Floor Finishes	\$ 4,885	\$ 4,885	\$ -
2,426	Los Angeles	Downey Courthouse	C3020-Floor Finishes	\$ 5,839	\$ 4,887	\$ 952
2,427	San Bernardino	Barstow Courthouse	C3020-Floor Finishes	\$ 4,898	\$ 4,898	\$ -
2,428	Los Angeles	Santa Clarita Courthouse	C3020-Floor Finishes	\$ 5,648	\$ 4,992	\$ 656
2,429	Los Angeles	Beverly Hills Courthouse	C3020-Floor Finishes	\$ 6,290	\$ 5,002	\$ 1,288
2,430	Los Angeles	Whittier Courthouse	C3020-Floor Finishes	\$ 6,142	\$ 5,309	\$ 833
2,431	Contra Costa	Concord Courthouse	C3020-Floor Finishes	\$ 5,389	\$ 5,389	\$ -
2,432	Los Angeles	Compton Courthouse	C3020-Floor Finishes	\$ 8,290	\$ 5,482	\$ 2,808
2,433	Kings	Avenal Court	C3020-Floor Finishes	\$ 5,555	\$ 5,555	\$ -
2,434	Los Angeles	Burbank Courthouse	C3020-Floor Finishes	\$ 6,130	\$ 5,564	\$ 566
2,435	Tulare	Tulare Division	C3020-Floor Finishes	\$ 8,068	\$ 5,648	\$ 2,420
2,436	Kern	Bakersfield Justice Bldg.	C3020-Floor Finishes	\$ 5,793	\$ 5,793	\$ -
2,437	Sonoma	Hall of Justice	C3020-Floor Finishes	\$ 9,924	\$ 5,895	\$ 4,029
2,438	Los Angeles	Whittier Courthouse	C3020-Floor Finishes	\$ 6,928	\$ 5,988	\$ 940
2,439	Nevada	Nevada City Courthouse	C3020-Floor Finishes	\$ 9,460	\$ 6,196	\$ 3,264
2,440	Contra Costa	Bray Courts	C3020-Floor Finishes	\$ 6,203	\$ 6,203	\$ -
2,441	San Diego	Hall of Justice	C3020-Floor Finishes	\$ 15,596	\$ 6,276	\$ 9,320
2,442	El Dorado	Cameron Park	C3020-Floor Finishes	\$ 6,311	\$ 6,311	\$ -
2,443	Los Angeles	Burbank Courthouse	C3020-Floor Finishes	\$ 6,977	\$ 6,332	\$ 645
2,444	Los Angeles	Santa Monica Courthouse	C3020-Floor Finishes	\$ 8,089	\$ 6,349	\$ 1,740
2,445	Solano	Law And Justice Center	C3020-Floor Finishes	\$ 50,208	\$ 6,361	\$ 43,847
2,446	Los Angeles	Beverly Hills Courthouse	C3020-Floor Finishes	\$ 8,018	\$ 6,376	\$ 1,642
2,447	San Bernardino	Joshua Tree Courthouse	C3020-Floor Finishes	\$ 6,463	\$ 6,463	\$ -



Line #	County	Facility Name	Project System Targeted for Renewal	Project Rough Order of Magnitude	Judicial Branch Share of Cost	County Share of Cost
2,448	Riverside	Palm Springs Courts	C3020-Floor Finishes	\$ 16,140	\$ 6,554	\$ 9,586
2,449	San Mateo	Hall of Justice	C3020-Floor Finishes	\$ 12,517	\$ 6,596	\$ 5,921
2,450	San Mateo	Central Branch	C3020-Floor Finishes	\$ 6,604	\$ 6,604	\$ -
2,451	San Francisco	Hall of Justice	C3020-Floor Finishes	\$ 28,760	\$ 6,690	\$ 22,070
2,452	Santa Clara	Santa Clara Courthouse	C3020-Floor Finishes	\$ 6,699	\$ 6,699	\$ -
2,453	Los Angeles	Santa Monica Courthouse	C3020-Floor Finishes	\$ 8,604	\$ 6,753	\$ 1,851
2,454	Los Angeles	Inglewood Juvenile Court	C3020-Floor Finishes	\$ 6,755	\$ 6,755	\$ -
2,455	Los Angeles	Malibu Courthouse	C3020-Floor Finishes	\$ 17,867	\$ 6,786	\$ 11,081
2,456	Kern	Bakersfield Juvenile Center	C3020-Floor Finishes	\$ 10,383	\$ 6,932	\$ 3,451
2,457	Alameda	Berkeley Courthouse	C3020-Floor Finishes	\$ 6,958	\$ 6,958	\$ -
2,458	Tulare	Visalia Superior Court	C3020-Floor Finishes	\$ 21,684	\$ 7,010	\$ 14,674
2,459	Santa Barbara	Santa Maria Courts, Bldgs. A + B	C3020-Floor Finishes	\$ 7,149	\$ 7,149	\$ -
2,460	Los Angeles	Bellflower Courthouse	C3020-Floor Finishes	\$ 9,200	\$ 7,170	\$ 2,030
2,461	Merced	Main Merced Courthouse	C3020-Floor Finishes	\$ 7,179	\$ 7,179	\$ -
2,462	Kern	Taft Courts Bldg.	C3020-Floor Finishes	\$ 7,318	\$ 7,318	\$ -
2,463	Los Angeles	Van Nuys Courthouse West	C3020-Floor Finishes	\$ 9,132	\$ 7,349	\$ 1,783
2,464	San Francisco	Hall of Justice	C3020-Floor Finishes	\$ 31,656	\$ 7,363	\$ 24,293
2,465	Riverside	Corona	C3020-Floor Finishes	\$ 13,830	\$ 7,472	\$ 6,358
2,466	Los Angeles	Inglewood Juvenile Court	C3020-Floor Finishes	\$ 7,479	\$ 7,479	\$ -
2,467	Los Angeles	Santa Clarita Courthouse	C3020-Floor Finishes	\$ 8,784	\$ 7,764	\$ 1,020
2,468	Contra Costa	Bray Courts	C3020-Floor Finishes	\$ 9,317	\$ 7,968	\$ 1,349
2,469	Alameda	George E. McDonald Hall of Justice	C3020-Floor Finishes	\$ 7,980	\$ 7,980	\$ -
2,470	Alameda	George E. McDonald Hall of Justice	C3020-Floor Finishes	\$ 8,133	\$ 8,133	\$ -
2,471	Merced	Main Merced Courthouse	C3020-Floor Finishes	\$ 8,168	\$ 8,168	\$ -
2,472	San Bernardino	Fontana Courthouse	C3020-Floor Finishes	\$ 9,952	\$ 8,273	\$ 1,679
2,473	San Mateo	Traffic/ Small Claims Annex	C3020-Floor Finishes	\$ 8,276	\$ 8,276	\$ -
2,474	Sacramento	Credit Union Bldg.	C3020-Floor Finishes	\$ 8,517	\$ 8,517	\$ -
2,475	Los Angeles	Glendale Courthouse	C3020-Floor Finishes	\$ 9,452	\$ 8,558	\$ 894
2,476	Los Angeles	Metropolitan Courthouse	C3020-Floor Finishes	\$ 9,077	\$ 8,581	\$ 496
2,477	Sacramento	Gordon Schaber Sacramento Superior Court	C3020-Floor Finishes	\$ 8,811	\$ 8,811	\$ -
2,478	Santa Clara	Historic Courthouse	C3020-Floor Finishes	\$ 8,836	\$ 8,836	\$ -
2,479	Sutter	Courthouse West	C3020-Floor Finishes	\$ 11,076	\$ 9,138	\$ 1,938
2,480	Kern	Bakersfield Juvenile Center	C3020-Floor Finishes	\$ 9,148	\$ 9,148	\$ -
2,481	Kern	Delano/North Kern Court	C3020-Floor Finishes	\$ 11,384	\$ 9,180	\$ 2,204



Line #	County	Facility Name	Project System Targeted for Renewal	Project Rough Order of Magnitude	Judicial Branch Share of Cost	County Share of Cost
2,482	Orange	Harbor Justice Center-Newport Beach Facility	C3020-Floor Finishes	\$ 9,214	\$ 9,214	\$ -
2,483	Orange	North Justice Center	C3020-Floor Finishes	\$ 10,315	\$ 9,315	\$ 1,000
2,484	San Bernardino	Joshua Tree Courthouse	C3020-Floor Finishes	\$ 9,432	\$ 9,432	\$ -
2,485	Los Angeles	Burbank Courthouse	C3020-Floor Finishes	\$ 10,413	\$ 9,451	\$ 962
2,486	San Diego	East County Regional Center	C3020-Floor Finishes	\$ 9,490	\$ 9,490	\$ -
2,487	Siskiyou	Siskiyou County Courthouse	C3020-Floor Finishes	\$ 28,298	\$ 9,517	\$ 18,781
2,488	Los Angeles	Metropolitan Courthouse	C3020-Floor Finishes	\$ 10,206	\$ 9,649	\$ 557
2,489	Kings	Corcoran Court	C3020-Floor Finishes	\$ 11,110	\$ 9,732	\$ 1,378
2,490	Fresno	B.F. Sisk Courthouse	C3020-Floor Finishes	\$ 9,736	\$ 9,736	\$ -
2,491	Imperial	Imperial County Courthouse	C3020-Floor Finishes	\$ 9,736	\$ 9,736	\$ -
2,492	Los Angeles	Edmund D. Edelman Children's Court	C3020-Floor Finishes	\$ 13,917	\$ 9,741	\$ 4,176
2,493	San Diego	South County Regional Center	C3020-Floor Finishes	\$ 27,755	\$ 9,947	\$ 17,808
2,494	San Mateo	Central Branch	C3020-Floor Finishes	\$ 10,080	\$ 10,080	\$ -
2,495	Contra Costa	Concord Courthouse	C3020-Floor Finishes	\$ 10,265	\$ 10,265	\$ -
2,496	Los Angeles	Van Nuys Courthouse West	C3020-Floor Finishes	\$ 12,817	\$ 10,315	\$ 2,502
2,497	El Dorado	Johnson Bldg.	C3020-Floor Finishes	\$ 10,402	\$ 10,402	\$ -
2,498	Los Angeles	Burbank Courthouse	C3020-Floor Finishes	\$ 11,487	\$ 10,426	\$ 1,061
2,499	Lake	Lakeport Court Facility	C3020-Floor Finishes	\$ 35,165	\$ 10,550	\$ 24,616
2,500	San Diego	South County Regional Center	C3020-Floor Finishes	\$ 10,668	\$ 10,668	\$ -
2,501	San Diego	East County Regional Center	C3020-Floor Finishes	\$ 10,676	\$ 10,676	\$ -
2,502	Los Angeles	David M. Kenyon Juvenile Justice Center	C3020-Floor Finishes	\$ 26,353	\$ 10,715	\$ 15,638
2,503	Sacramento	Credit Union Bldg.	C3020-Floor Finishes	\$ 10,789	\$ 10,789	\$ -
2,504	Los Angeles	Alhambra Courthouse	C3020-Floor Finishes	\$ 12,585	\$ 10,823	\$ 1,762
2,505	Los Angeles	Malibu Courthouse	C3020-Floor Finishes	\$ 28,620	\$ 10,870	\$ 17,750
2,506	San Diego	Hall of Justice	C3020-Floor Finishes	\$ 11,175	\$ 11,175	\$ -
2,507	Los Angeles	David M. Kenyon Juvenile Justice Center	C3020-Floor Finishes	\$ 27,812	\$ 11,308	\$ 16,504
2,508	Riverside	Blythe Courthouse - Superior Court	C3020-Floor Finishes	\$ 11,310	\$ 11,310	\$ -
2,509	Riverside	Blythe Courthouse - Superior Court	C3020-Floor Finishes	\$ 11,310	\$ 11,310	\$ -
2,510	Kern	Bakersfield Superior Court	C3020-Floor Finishes	\$ 11,587	\$ 11,587	\$ -
2,511	San Diego	East County Regional Center	C3020-Floor Finishes	\$ 17,124	\$ 11,595	\$ 5,529
2,512	Merced	Old Court	C3020-Floor Finishes	\$ 11,660	\$ 11,660	\$ -
2,513	Orange	North Justice Center	C3020-Floor Finishes	\$ 13,008	\$ 11,748	\$ 1,260
2,514	Alameda	George E. McDonald Hall of Justice	C3020-Floor Finishes	\$ 11,899	\$ 11,899	\$ -



Line #	County	Facility Name	Project System Targeted for Renewal	Project Rough Order of Magnitude	Judicial Branch Share of Cost	County Share of Cost
2,515	San Mateo	Central Branch	C3020-Floor Finishes	\$ 11,948	\$ 11,948	\$ -
2,516	San Luis Obispo	Paso Robles Courthouse	C3020-Floor Finishes	\$ 11,959	\$ 11,959	\$ -
2,517	Santa Barbara	Santa Barbara County Courthouse	C3020-Floor Finishes	\$ 11,959	\$ 11,959	\$ -
2,518	Los Angeles	Torrance Courthouse	C3020-Floor Finishes	\$ 14,067	\$ 11,977	\$ 2,090
2,519	Los Angeles	Santa Clarita Courthouse	C3020-Floor Finishes	\$ 13,651	\$ 12,066	\$ 1,585
2,520	Kern	Bakersfield Juvenile Center	C3020-Floor Finishes	\$ 18,079	\$ 12,070	\$ 6,009
2,521	Los Angeles	Santa Clarita Courthouse	C3020-Floor Finishes	\$ 13,715	\$ 12,123	\$ 1,592
2,522	Los Angeles	Sylmar Juvenile Court	C3020-Floor Finishes	\$ 35,896	\$ 12,316	\$ 23,580
2,523	Los Angeles	Monrovia Training Center	C3020-Floor Finishes	\$ 17,542	\$ 12,330	\$ 5,212
2,524	Los Angeles	Glendale Courthouse	C3020-Floor Finishes	\$ 13,726	\$ 12,428	\$ 1,298
2,525	Los Angeles	Metropolitan Courthouse	C3020-Floor Finishes	\$ 13,199	\$ 12,478	\$ 721
2,526	Los Angeles	Alhambra Courthouse	C3020-Floor Finishes	\$ 14,636	\$ 12,587	\$ 2,049
2,527	Los Angeles	Los Padrinos Juvenile Court	C3020-Floor Finishes	\$ 43,061	\$ 12,625	\$ 30,436
2,528	Riverside	Riverside Juvenile Justice Trailers	C3020-Floor Finishes	\$ 12,830	\$ 12,830	\$ -
2,529	Tulare	Tulare Division	C3020-Floor Finishes	\$ 18,412	\$ 12,888	\$ 5,524
2,530	San Francisco	Polk St. Annex	C3020-Floor Finishes	\$ 12,952	\$ 12,952	\$ -
2,531	San Diego	Trailer - Dept 34	C3020-Floor Finishes	\$ 12,964	\$ 12,964	\$ -
2,532	San Diego	Trailer - Dept 35	C3020-Floor Finishes	\$ 12,964	\$ 12,964	\$ -
2,533	Los Angeles	Metropolitan Courthouse	C3020-Floor Finishes	\$ 14,055	\$ 13,288	\$ 767
2,534	Los Angeles	Pomona Courthouse North	C3020-Floor Finishes	\$ 13,317	\$ 13,317	\$ -
2,535	Alameda	Fremont Hall of Justice	C3020-Floor Finishes	\$ 13,343	\$ 13,343	\$ -
2,536	Los Angeles	Malibu Courthouse	C3020-Floor Finishes	\$ 35,733	\$ 13,571	\$ 22,162
2,537	Santa Barbara	Santa Maria Courts Bldgs C + D	C3020-Floor Finishes	\$ 13,645	\$ 13,645	\$ -
2,538	Kern	Shafter/Wasco Courts Bldg.	C3020-Floor Finishes	\$ 15,229	\$ 13,698	\$ 1,531
2,539	Los Angeles	Monrovia Training Center	C3020-Floor Finishes	\$ 19,808	\$ 13,923	\$ 5,885
2,540	Orange	North Justice Center	C3020-Floor Finishes	\$ 15,548	\$ 14,041	\$ 1,507
2,541	Los Angeles	Pomona Courthouse North	C3020-Floor Finishes	\$ 14,669	\$ 14,119	\$ 550
2,542	Los Angeles	Stanley Mosk Courthouse	C3020-Floor Finishes	\$ 14,553	\$ 14,154	\$ 399
2,543	Los Angeles	Beverly Hills Courthouse	C3020-Floor Finishes	\$ 17,817	\$ 14,168	\$ 3,649
2,544	Napa	Criminal Court Building	C3020-Floor Finishes	\$ 14,172	\$ 14,172	\$ -
2,545	Los Angeles	Hollywood Courthouse	C3020-Floor Finishes	\$ 15,633	\$ 14,240	\$ 1,393
2,546	Kern	Arvin/ Lamont Branch	C3020-Floor Finishes	\$ 23,535	\$ 14,335	\$ 9,200
2,547	San Francisco	Hall of Justice	C3020-Floor Finishes	\$ 62,070	\$ 14,437	\$ 47,633
2,548	Los Angeles	Compton Courthouse	C3020-Floor Finishes	\$ 14,496	\$ 14,496	\$ -
2,549	Merced	Old Court	C3020-Floor Finishes	\$ 14,604	\$ 14,604	\$ -
2,550	Riverside	Corona	C3020-Floor Finishes	\$ 27,090	\$ 14,637	\$ 12,453



Line #	County	Facility Name	Project System Targeted for Renewal	Project Rough Order of Magnitude	Judicial Branch Share of Cost	County Share of Cost
2,551	El Dorado	Johnson Bldg.	C3020-Floor Finishes	\$ 14,768	\$ 14,768	\$ -
2,552	Napa	Historic Courthouse	C3020-Floor Finishes	\$ 16,017	\$ 15,054	\$ 963
2,553	San Bernardino	Joshua Tree Courthouse	C3020-Floor Finishes	\$ 44,545	\$ 15,070	\$ 29,475
2,554	Kings	Avenal Court	C3020-Floor Finishes	\$ 15,264	\$ 15,264	\$ -
2,555	Los Angeles	Airport Courthouse	C3020-Floor Finishes	\$ 19,819	\$ 15,294	\$ 4,525
2,556	Santa Barbara	Santa Maria Courts Bldgs C + D	C3020-Floor Finishes	\$ 28,167	\$ 15,407	\$ 12,760
2,557	Shasta	Main Courthouse	C3020-Floor Finishes	\$ 15,666	\$ 15,666	\$ -
2,558	Los Angeles	Norwalk Courthouse	C3020-Floor Finishes	\$ 18,612	\$ 15,826	\$ 2,786
2,559	San Mateo	Traffic/ Small Claims Annex	C3020-Floor Finishes	\$ 16,019	\$ 16,019	\$ -
2,560	Riverside	Riverside Juvenile Court	C3020-Floor Finishes	\$ 32,508	\$ 16,039	\$ 16,469
2,561	Kings	Avenal Court	C3020-Floor Finishes	\$ 28,065	\$ 16,281	\$ 11,784
2,562	Los Angeles	Santa Monica Courthouse	C3020-Floor Finishes	\$ 20,794	\$ 16,321	\$ 4,473
2,563	Los Angeles	Monrovia Training Center	C3020-Floor Finishes	\$ 23,325	\$ 16,395	\$ 6,930
2,564	San Mateo	Northern Branch Courthouse	C3020-Floor Finishes	\$ 19,754	\$ 16,437	\$ 3,317
2,565	Los Angeles	Santa Clarita Courthouse	C3020-Floor Finishes	\$ 18,819	\$ 16,634	\$ 2,185
2,566	Kings	Corcoran Court	C3020-Floor Finishes	\$ 18,995	\$ 16,640	\$ 2,355
2,567	Los Angeles	Metropolitan Courthouse	C3020-Floor Finishes	\$ 17,618	\$ 16,656	\$ 962
2,568	Los Angeles	Hollywood Courthouse	C3020-Floor Finishes	\$ 18,313	\$ 16,681	\$ 1,632
2,569	Riverside	Palm Springs Courts	C3020-Floor Finishes	\$ 41,083	\$ 16,684	\$ 24,399
2,570	Los Angeles	Beverly Hills Courthouse	C3020-Floor Finishes	\$ 21,044	\$ 16,734	\$ 4,310
2,571	Alameda	Wiley W. Manuel Courthouse	C3020-Floor Finishes	\$ 16,777	\$ 16,777	\$ -
2,572	Imperial	Imperial County Courthouse	C3020-Floor Finishes	\$ 16,803	\$ 16,803	\$ -
2,573	Kern	Shafter/Wasco Courts Bldg.	C3020-Floor Finishes	\$ 18,690	\$ 16,812	\$ 1,878
2,574	Siskiyou	Siskiyou County Courthouse	C3020-Floor Finishes	\$ 50,351	\$ 16,933	\$ 33,418
2,575	Alameda	Wiley W. Manuel Courthouse	C3020-Floor Finishes	\$ 19,817	\$ 16,959	\$ 2,858
2,576	San Diego	Hall of Justice	C3020-Floor Finishes	\$ 17,164	\$ 17,164	\$ -
2,577	San Francisco	Polk St. Annex	C3020-Floor Finishes	\$ 17,295	\$ 17,295	\$ -
2,578	San Bernardino	Victorville Courthouse-Dept. N-1	C3020-Floor Finishes	\$ 17,356	\$ 17,356	\$ -
2,579	Fresno	2424 Ventura Street - 5 DCA	C3020-Floor Finishes	\$ 17,398	\$ 17,398	\$ -
2,580	Nevada	Nevada City Courthouse	C3020-Floor Finishes	\$ 27,304	\$ 17,884	\$ 9,420
2,581	El Dorado	Cameron Park	C3020-Floor Finishes	\$ 18,120	\$ 18,120	\$ -
2,582	Sacramento	Juvenile Courthouse	C3020-Floor Finishes	\$ 18,244	\$ 18,244	\$ -
2,583	Fresno	Fresno County Courthouse	C3020-Floor Finishes	\$ 18,256	\$ 18,256	\$ -
2,584	Los Angeles	Burbank Courthouse	C3020-Floor Finishes	\$ 20,206	\$ 18,339	\$ 1,867
2,585	Orange	West Justice Center	C3020-Floor Finishes	\$ 18,427	\$ 18,427	\$ -
2,586	Santa Clara	Downtown Superior Court	C3020-Floor Finishes	\$ 18,540	\$ 18,540	\$ -



Line #	County	Facility Name	Project System Targeted for Renewal	Project Rough Order of Magnitude	Judicial Branch Share of Cost	County Share of Cost
2,587	Los Angeles	Edmund D. Edelman Children's Court	C3020-Floor Finishes	\$ 26,498	\$ 18,546	\$ 7,952
2,588	San Luis Obispo	1070 Palm St.	C3020-Floor Finishes	\$ 18,571	\$ 18,571	\$ -
2,589	Los Angeles	Beverly Hills Courthouse	C3020-Floor Finishes	\$ 23,703	\$ 18,849	\$ 4,854
2,590	San Bernardino	Joshua Tree Courthouse	C3020-Floor Finishes	\$ 55,717	\$ 18,849	\$ 36,868
2,591	San Diego	Hall of Justice	C3020-Floor Finishes	\$ 46,860	\$ 18,856	\$ 28,004
2,592	Riverside	Corona	C3020-Floor Finishes	\$ 35,112	\$ 18,971	\$ 16,141
2,593	San Diego	Department 10 Trailer	C3020-Floor Finishes	\$ 19,071	\$ 19,071	\$ -
2,594	San Diego	Department 9 Trailer	C3020-Floor Finishes	\$ 19,071	\$ 19,071	\$ -
2,595	Los Angeles	Eastlake Juvenile Court	C3020-Floor Finishes	\$ 34,970	\$ 19,157	\$ 15,813
2,596	Los Angeles	Hall of Records	C3020-Floor Finishes	\$ 181,264	\$ 19,196	\$ 162,068
2,597	Los Angeles	Pomona Courthouse North	C3020-Floor Finishes	\$ 19,204	\$ 19,204	\$ -
2,598	Los Angeles	Edmund D. Edelman Children's Court	C3020-Floor Finishes	\$ 27,457	\$ 19,217	\$ 8,240
2,599	El Dorado	Bldg. C	C3020-Floor Finishes	\$ 94,365	\$ 19,534	\$ 74,831
2,600	Los Angeles	Hollywood Courthouse	C3020-Floor Finishes	\$ 21,517	\$ 19,600	\$ 1,917
2,601	Los Angeles	Edmund D. Edelman Children's Court	C3020-Floor Finishes	\$ 28,177	\$ 19,721	\$ 8,456
2,602	Los Angeles	Norwalk Courthouse	C3020-Floor Finishes	\$ 23,297	\$ 19,809	\$ 3,488
2,603	Los Angeles	Burbank Courthouse	C3020-Floor Finishes	\$ 21,886	\$ 19,864	\$ 2,022
2,604	Los Angeles	Glendale Courthouse	C3020-Floor Finishes	\$ 21,954	\$ 19,877	\$ 2,077
2,605	San Francisco	Polk St. Annex	C3020-Floor Finishes	\$ 19,881	\$ 19,881	\$ -
2,606	Orange	North Justice Center	C3020-Floor Finishes	\$ 22,397	\$ 20,227	\$ 2,170
2,607	Alameda	Fremont Hall of Justice	C3020-Floor Finishes	\$ 25,530	\$ 20,271	\$ 5,259
2,608	Merced	Main Merced Courthouse	C3020-Floor Finishes	\$ 20,335	\$ 20,335	\$ -
2,609	Los Angeles	Sylmar Juvenile Court	C3020-Floor Finishes	\$ 59,305	\$ 20,348	\$ 38,957
2,610	Los Angeles	Metropolitan Courthouse	C3020-Floor Finishes	\$ 21,573	\$ 20,395	\$ 1,178
2,611	Butte	Butte County Courthouse	C3020-Floor Finishes	\$ 20,560	\$ 20,560	\$ -
2,612	San Bernardino	Fontana Courthouse	C3020-Floor Finishes	\$ 25,065	\$ 20,837	\$ 4,228
2,613	Kern	Taft Courts Bldg.	C3020-Floor Finishes	\$ 20,840	\$ 20,840	\$ -
2,614	Sonoma	Hall of Justice	C3020-Floor Finishes	\$ 35,191	\$ 20,903	\$ 14,288
2,615	Alameda	Hayward Hall of Justice	C3020-Floor Finishes	\$ 21,062	\$ 21,062	\$ -
2,616	Los Angeles	Pasadena Courthouse	C3020-Floor Finishes	\$ 30,670	\$ 21,270	\$ 9,400
2,617	San Diego	South County Regional Center	C3020-Floor Finishes	\$ 21,336	\$ 21,336	\$ -
2,618	Los Angeles	Malibu Courthouse	C3020-Floor Finishes	\$ 56,400	\$ 21,421	\$ 34,979
2,619	San Diego	East County Regional Center	C3020-Floor Finishes	\$ 21,455	\$ 21,455	\$ -
2,620	San Diego	North County Regional Center - North	C3020-Floor Finishes	\$ 21,455	\$ 21,455	\$ -
2,621	Riverside	Blythe Courthouse - Superior Court	C3020-Floor Finishes	\$ 21,458	\$ 21,458	\$ -

Line #	County	Facility Name	Project System Targeted for Renewal	Project Rough Order of Magnitude	Judicial Branch Share of Cost	County Share of Cost
2,622	Los Angeles	Whittier Courthouse	C3020-Floor Finishes	\$ 21,471	\$ 21,471	\$ -
2,623	Los Angeles	Beverly Hills Courthouse	C3020-Floor Finishes	\$ 27,126	\$ 21,571	\$ 5,555
2,624	San Luis Obispo	Grover Beach Branch	C3020-Floor Finishes	\$ 21,714	\$ 21,714	\$ -
2,625	Los Angeles	Santa Clarita Courthouse	C3020-Floor Finishes	\$ 24,701	\$ 21,833	\$ 2,868
2,626	Alameda	Fremont Hall of Justice	C3020-Floor Finishes	\$ 22,221	\$ 22,221	\$ -
2,627	Los Angeles	Pomona Courthouse North	C3020-Floor Finishes	\$ 23,194	\$ 22,324	\$ 870
2,628	Los Angeles	Eastlake Juvenile Court	C3020-Floor Finishes	\$ 40,790	\$ 22,345	\$ 18,445
2,629	Los Angeles	Beverly Hills Courthouse	C3020-Floor Finishes	\$ 28,131	\$ 22,370	\$ 5,761
2,630	Los Angeles	Van Nuys Courthouse West	C3020-Floor Finishes	\$ 28,125	\$ 22,635	\$ 5,490
2,631	San Diego	Hall of Justice	C3020-Floor Finishes	\$ 56,897	\$ 22,895	\$ 34,002
2,632	Los Angeles	Hollywood Courthouse	C3020-Floor Finishes	\$ 25,395	\$ 23,132	\$ 2,263
2,633	Santa Clara	Santa Clara Courthouse	C3020-Floor Finishes	\$ 23,190	\$ 23,190	\$ -
2,634	Los Angeles	Inglewood Juvenile Court	C3020-Floor Finishes	\$ 23,673	\$ 23,673	\$ -
2,635	Los Angeles	Compton Courthouse	C3020-Floor Finishes	\$ 23,850	\$ 23,850	\$ -
2,636	Sutter	Courthouse West	C3020-Floor Finishes	\$ 28,910	\$ 23,851	\$ 5,059
2,637	Alameda	Wiley W. Manuel Courthouse	C3020-Floor Finishes	\$ 23,872	\$ 23,872	\$ -
2,638	San Mateo	Hall of Justice	C3020-Floor Finishes	\$ 45,383	\$ 23,917	\$ 21,466
2,639	Santa Clara	Santa Clara Courthouse	C3020-Floor Finishes	\$ 24,011	\$ 24,011	\$ -
2,640	Los Angeles	East Los Angeles Courthouse	C3020-Floor Finishes	\$ 30,913	\$ 24,026	\$ 6,887
2,641	Los Angeles	Central Arraignment Courts	C3020-Floor Finishes	\$ 26,730	\$ 24,118	\$ 2,612
2,642	Riverside	Riverside Juvenile Court	C3020-Floor Finishes	\$ 48,981	\$ 24,167	\$ 24,814
2,643	Los Angeles	Hollywood Courthouse	C3020-Floor Finishes	\$ 26,550	\$ 24,184	\$ 2,366
2,644	Imperial	Imperial County Courthouse	C3020-Floor Finishes	\$ 24,251	\$ 24,251	\$ -
2,645	Los Angeles	Malibu Courthouse	C3020-Floor Finishes	\$ 66,214	\$ 25,148	\$ 41,066
2,646	Los Angeles	Glendale Courthouse	C3020-Floor Finishes	\$ 27,827	\$ 25,195	\$ 2,632
2,647	Orange	North Justice Center	C3020-Floor Finishes	\$ 28,049	\$ 25,331	\$ 2,718
2,648	San Mateo	Hall of Justice	C3020-Floor Finishes	\$ 48,104	\$ 25,351	\$ 22,753
2,649	Los Angeles	West Covina Courthouse	C3020-Floor Finishes	\$ 30,671	\$ 25,460	\$ 5,211
2,650	San Joaquin	Lodi Branch- Dept. 2	C3020-Floor Finishes	\$ 25,585	\$ 25,585	\$ -
2,651	Kern	Delano/North Kern Court	C3020-Floor Finishes	\$ 31,932	\$ 25,750	\$ 6,182
2,652	Los Angeles	Bellflower Courthouse	C3020-Floor Finishes	\$ 33,121	\$ 25,815	\$ 7,306
2,653	Los Angeles	Van Nuys Courthouse East	C3020-Floor Finishes	\$ 29,074	\$ 26,091	\$ 2,983
2,654	Sonoma	Hall of Justice	C3020-Floor Finishes	\$ 44,418	\$ 26,384	\$ 18,034
2,655	Alameda	Berkeley Courthouse	C3020-Floor Finishes	\$ 26,600	\$ 26,600	\$ -
2,656	Los Angeles	David M. Kenyon Juvenile Justice Center	C3020-Floor Finishes	\$ 65,427	\$ 26,603	\$ 38,824



Line #	County	Facility Name	Project System Targeted for Renewal	Project Rough Order of Magnitude	Judicial Branch Share of Cost	County Share of Cost
2,657	Orange	Civil Complex Center ("CXC")	C3020-Floor Finishes	\$ 26,651	\$ 26,651	\$ -
2,658	Los Angeles	Norwalk Courthouse	C3020-Floor Finishes	\$ 31,403	\$ 26,702	\$ 4,701
2,659	Kern	Arvin/ Lamont Branch	C3020-Floor Finishes	\$ 43,870	\$ 26,721	\$ 17,149
2,660	Los Angeles	Inglewood Courthouse	C3020-Floor Finishes	\$ 36,998	\$ 27,586	\$ 9,412
2,661	San Diego	Hall of Justice	C3020-Floor Finishes	\$ 27,810	\$ 27,810	\$ -
2,662	Santa Clara	Santa Clara Courthouse	C3020-Floor Finishes	\$ 27,810	\$ 27,810	\$ -
2,663	Los Angeles	Hollywood Courthouse	C3020-Floor Finishes	\$ 30,696	\$ 27,961	\$ 2,735
2,664	Contra Costa	Walnut Creek Courthouse	C3020-Floor Finishes	\$ 28,045	\$ 28,045	\$ -
2,665	Santa Clara	Hall of Justice (West)	C3020-Floor Finishes	\$ 28,111	\$ 28,111	\$ -
2,666	San Francisco	Hall of Justice	C3020-Floor Finishes	\$ 121,022	\$ 28,150	\$ 92,872
2,667	San Diego	County Courthouse	C3020-Floor Finishes	\$ 36,511	\$ 28,267	\$ 8,244
2,668	Los Angeles	Santa Clarita Courthouse	C3020-Floor Finishes	\$ 32,094	\$ 28,368	\$ 3,726
2,669	San Diego	East County Regional Center	C3020-Floor Finishes	\$ 28,607	\$ 28,607	\$ -
2,670	Nevada	Nevada City Courthouse Annex	C3020-Floor Finishes	\$ 67,911	\$ 29,005	\$ 38,906
2,671	Stanislaus	Hall of Records	C3020-Floor Finishes	\$ 62,660	\$ 29,306	\$ 33,354
2,672	Butte	Butte County Courthouse	C3020-Floor Finishes	\$ 29,486	\$ 29,486	\$ -
2,673	Los Angeles	East Los Angeles Courthouse	C3020-Floor Finishes	\$ 38,155	\$ 29,654	\$ 8,501
2,674	Humboldt	Humboldt County Courthouse (Eureka)	C3020-Floor Finishes	\$ 89,150	\$ 29,740	\$ 59,410
2,675	Los Angeles	Eastlake Juvenile Court	C3020-Floor Finishes	\$ 54,493	\$ 29,851	\$ 24,642
2,676	Kern	Bakersfield Justice Bldg.	C3020-Floor Finishes	\$ 29,882	\$ 29,882	\$ -
2,677	Kern	Bakersfield Superior Court	C3020-Floor Finishes	\$ 47,811	\$ 29,949	\$ 17,862
2,678	Los Angeles	Burbank Courthouse	C3020-Floor Finishes	\$ 33,366	\$ 30,283	\$ 3,083
2,679	Los Angeles	Metropolitan Courthouse	C3020-Floor Finishes	\$ 32,130	\$ 30,376	\$ 1,754
2,680	San Diego	South County Regional Center	C3020-Floor Finishes	\$ 30,395	\$ 30,395	\$ -
2,681	Los Angeles	Beverly Hills Courthouse	C3020-Floor Finishes	\$ 38,246	\$ 30,413	\$ 7,833
2,682	San Diego	Kearny Mesa Traffic Court KM5 & KM6 Trailer	C3020-Floor Finishes	\$ 30,490	\$ 30,490	\$ -
2,683	Contra Costa	Wakefield Taylor Courthouse	C3020-Floor Finishes	\$ 30,545	\$ 30,545	\$ -
2,684	San Diego	South County Regional Center	C3020-Floor Finishes	\$ 85,399	\$ 30,607	\$ 54,792
2,685	Los Angeles	Stanley Mosk Courthouse	C3020-Floor Finishes	\$ 31,477	\$ 30,615	\$ 862
2,686	Los Angeles	Bellflower Courthouse	C3020-Floor Finishes	\$ 39,378	\$ 30,691	\$ 8,687
2,687	Orange	Betty Lou Lamoreaux Justice Center	C3020-Floor Finishes	\$ 30,712	\$ 30,712	\$ -
2,688	Los Angeles	Beverly Hills Courthouse	C3020-Floor Finishes	\$ 39,078	\$ 31,075	\$ 8,003
2,689	Santa Barbara	Santa Maria Juvenile Court (New)	C3020-Floor Finishes	\$ 47,005	\$ 31,164	\$ 15,841
2,690	Santa Clara	Historic Courthouse	C3020-Floor Finishes	\$ 31,442	\$ 31,442	\$ -

Line #	County	Facility Name	Project System Targeted for Renewal	Project Rough Order of Magnitude	Judicial Branch Share of Cost	County Share of Cost
2,691	Los Angeles	Santa Monica Courthouse	C3020-Floor Finishes	\$ 40,081	\$ 31,460	\$ 8,621
2,692	Los Angeles	Glendale Courthouse	C3020-Floor Finishes	\$ 34,797	\$ 31,505	\$ 3,292
2,693	Los Angeles	Norwalk Courthouse	C3020-Floor Finishes	\$ 37,224	\$ 31,652	\$ 5,572
2,694	Kern	Bakersfield Juvenile Center	C3020-Floor Finishes	\$ 47,508	\$ 31,716	\$ 15,792
2,695	Los Angeles	Stanley Mosk Courthouse	C3020-Floor Finishes	\$ 32,929	\$ 32,027	\$ 902
2,696	Los Angeles	West Covina Courthouse	C3020-Floor Finishes	\$ 32,301	\$ 32,301	\$ -
2,697	Los Angeles	Edmund D. Edelman Children's Court	C3020-Floor Finishes	\$ 46,578	\$ 32,600	\$ 13,978
2,698	Imperial	Imperial County Courthouse	C3020-Floor Finishes	\$ 32,738	\$ 32,738	\$ -
2,699	Los Angeles	Alhambra Courthouse	C3020-Floor Finishes	\$ 38,550	\$ 33,153	\$ 5,397
2,700	San Diego	County Courthouse	C3020-Floor Finishes	\$ 42,911	\$ 33,222	\$ 9,689
2,701	San Bernardino	Victorville Courthouse-Dept. N-1	C3020-Floor Finishes	\$ 52,495	\$ 33,728	\$ 18,767
2,702	San Diego	Hall of Justice	C3020-Floor Finishes	\$ 33,822	\$ 33,822	\$ -
2,703	San Francisco	Hall of Justice	C3020-Floor Finishes	\$ 145,625	\$ 33,872	\$ 111,753
2,704	Fresno	Fresno County Courthouse	C3020-Floor Finishes	\$ 34,103	\$ 34,103	\$ -
2,705	Alameda	Hayward Hall of Justice	C3020-Floor Finishes	\$ 34,187	\$ 34,187	\$ -
2,706	San Diego	Hall of Justice	C3020-Floor Finishes	\$ 85,346	\$ 34,343	\$ 51,003
2,707	Los Angeles	West Covina Courthouse	C3020-Floor Finishes	\$ 34,594	\$ 34,594	\$ -
2,708	Los Angeles	East Los Angeles Courthouse	C3020-Floor Finishes	\$ 44,550	\$ 34,624	\$ 9,926
2,709	Nevada	Nevada City Courthouse	C3020-Floor Finishes	\$ 53,407	\$ 34,982	\$ 18,425
2,710	Los Angeles	Van Nuys Courthouse East	C3020-Floor Finishes	\$ 39,266	\$ 35,237	\$ 4,029
2,711	Santa Clara	Hall of Justice (West)	C3020-Floor Finishes	\$ 35,288	\$ 35,288	\$ -
2,712	Los Angeles	Alhambra Courthouse	C3020-Floor Finishes	\$ 41,469	\$ 35,663	\$ 5,806
2,713	Kern	Taft Courts Bldg.	C3020-Floor Finishes	\$ 35,672	\$ 35,672	\$ -
2,714	Los Angeles	Edmund D. Edelman Children's Court	C3020-Floor Finishes	\$ 51,041	\$ 35,724	\$ 15,317
2,715	Los Angeles	Santa Clarita Courthouse	C3020-Floor Finishes	\$ 40,639	\$ 35,921	\$ 4,718
2,716	Los Angeles	Santa Clarita Courthouse	C3020-Floor Finishes	\$ 40,639	\$ 35,921	\$ 4,718
2,717	Contra Costa	Walnut Creek Courthouse	C3020-Floor Finishes	\$ 35,925	\$ 35,925	\$ -
2,718	Riverside	Blythe Courthouse - Superior Court	C3020-Floor Finishes	\$ 36,207	\$ 36,207	\$ -
2,719	Sacramento	Gordon Schaber Sacramento Superior Court	C3020-Floor Finishes	\$ 36,488	\$ 36,488	\$ -
2,720	Los Angeles	Alfred J. McCourtney Juvenile Justice Center	C3020-Floor Finishes	\$ 53,519	\$ 36,955	\$ 16,564
2,721	Los Angeles	Michael D. Antonovich Antelope Valley Courthouse	C3020-Floor Finishes	\$ 50,371	\$ 37,028	\$ 13,343
2,722	Los Angeles	Michael D. Antonovich Antelope Valley Courthouse	C3020-Floor Finishes	\$ 50,371	\$ 37,028	\$ 13,343



Line #	County	Facility Name	Project System Targeted for Renewal	Project Rough Order of Magnitude	Judicial Branch Share of Cost	County Share of Cost
2,723	Orange	North Justice Center	C3020-Floor Finishes	\$ 41,263	\$ 37,265	\$ 3,998
2,724	Kern	Bakersfield Juvenile Center	C3020-Floor Finishes	\$ 37,395	\$ 37,395	\$ -
2,725	Los Angeles	Burbank Courthouse	C3020-Floor Finishes	\$ 41,629	\$ 37,782	\$ 3,847
2,726	Orange	North Justice Center	C3020-Floor Finishes	\$ 41,922	\$ 37,860	\$ 4,062
2,727	San Diego	Kearny Mesa Traffic Court KM4 Trailer	C3020-Floor Finishes	\$ 37,934	\$ 37,934	\$ -
2,728	Los Angeles	West Covina Courthouse	C3020-Floor Finishes	\$ 38,153	\$ 38,153	\$ -
2,729	Los Angeles	Monrovia Training Center	C3020-Floor Finishes	\$ 54,493	\$ 38,303	\$ 16,190
2,730	Santa Barbara	Santa Maria Courts, Bldgs. A + B	C3020-Floor Finishes	\$ 166,596	\$ 38,367	\$ 128,229
2,731	Los Angeles	Inglewood Juvenile Court	C3020-Floor Finishes	\$ 47,649	\$ 38,491	\$ 9,158
2,732	Los Angeles	Pomona Courthouse North	C3020-Floor Finishes	\$ 40,366	\$ 38,852	\$ 1,514
2,733	Los Angeles	Hollywood Courthouse	C3020-Floor Finishes	\$ 42,836	\$ 39,019	\$ 3,817
2,734	Los Angeles	Inglewood Courthouse	C3020-Floor Finishes	\$ 52,713	\$ 39,303	\$ 13,410
2,735	Kern	Delano/North Kern Court	C3020-Floor Finishes	\$ 49,393	\$ 39,831	\$ 9,562
2,736	Kern	Delano/North Kern Court	C3020-Floor Finishes	\$ 49,404	\$ 39,839	\$ 9,565
2,737	Los Angeles	Stanley Mosk Courthouse	C3020-Floor Finishes	\$ 41,028	\$ 39,904	\$ 1,124
2,738	Los Angeles	Alhambra Courthouse	C3020-Floor Finishes	\$ 46,744	\$ 40,200	\$ 6,544
2,739	Los Angeles	Pomona Courthouse North	C3020-Floor Finishes	\$ 40,482	\$ 40,482	\$ -
2,740	Alameda	Berkeley Courthouse	C3020-Floor Finishes	\$ 40,603	\$ 40,603	\$ -
2,741	Los Angeles	Santa Monica Courthouse	C3020-Floor Finishes	\$ 51,750	\$ 40,619	\$ 11,131
2,742	Los Angeles	Eastlake Juvenile Court	C3020-Floor Finishes	\$ 74,164	\$ 40,627	\$ 33,537
2,743	San Mateo	Northern Branch Courthouse	C3020-Floor Finishes	\$ 49,139	\$ 40,889	\$ 8,250
2,744	Los Angeles	Michael D. Antonovich Antelope Valley Courthouse	C3020-Floor Finishes	\$ 55,836	\$ 41,045	\$ 14,791
2,745	Sacramento	Juvenile Courthouse	C3020-Floor Finishes	\$ 41,281	\$ 41,281	\$ -
2,746	Imperial	Imperial County Courthouse	C3020-Floor Finishes	\$ 41,684	\$ 41,684	\$ -
2,747	Los Angeles	Santa Monica Courthouse	C3020-Floor Finishes	\$ 53,474	\$ 41,972	\$ 11,502
2,748	Los Angeles	Metropolitan Courthouse	C3020-Floor Finishes	\$ 44,672	\$ 42,233	\$ 2,439
2,749	San Diego	East County Regional Center	C3020-Floor Finishes	\$ 42,600	\$ 42,600	\$ -
2,750	Riverside	Palm Springs Courts	C3020-Floor Finishes	\$ 106,405	\$ 43,211	\$ 63,194
2,751	Kern	Bakersfield Justice Bldg.	C3020-Floor Finishes	\$ 43,263	\$ 43,263	\$ -
2,752	Los Angeles	Inglewood Courthouse	C3020-Floor Finishes	\$ 59,475	\$ 44,345	\$ 15,130
2,753	Los Angeles	Torrance Courthouse	C3020-Floor Finishes	\$ 49,393	\$ 44,666	\$ 4,727
2,754	Kings	Corcoran Court	C3020-Floor Finishes	\$ 45,012	\$ 45,012	\$ -
2,755	Riverside	Corona	C3020-Floor Finishes	\$ 83,363	\$ 45,041	\$ 38,322
2,756	Solano	Solano Justice Building	C3020-Floor Finishes	\$ 59,724	\$ 45,450	\$ 14,274

Line #	County	Facility Name	Project System Targeted for Renewal	Project Rough Order of Magnitude	Judicial Branch Share of Cost	County Share of Cost
2,757	Los Angeles	Whittier Courthouse	C3020-Floor Finishes	\$ 45,649	\$ 45,649	\$ -
2,758	Los Angeles	Beverly Hills Courthouse	C3020-Floor Finishes	\$ 57,913	\$ 46,052	\$ 11,861
2,759	Riverside	Palm Springs Courts	C3020-Floor Finishes	\$ 113,771	\$ 46,202	\$ 67,569
2,760	San Diego	North County Regional Center - South	C3020-Floor Finishes	\$ 68,897	\$ 46,326	\$ 22,571
2,761	Los Angeles	Stanley Mosk Courthouse	C3020-Floor Finishes	\$ 47,823	\$ 46,513	\$ 1,310
2,762	Shasta	Main Courthouse	C3020-Floor Finishes	\$ 67,135	\$ 46,800	\$ 20,335
2,763	Imperial	Imperial County Courthouse	C3020-Floor Finishes	\$ 47,230	\$ 47,230	\$ -
2,764	Los Angeles	Inglewood Courthouse	C3020-Floor Finishes	\$ 64,190	\$ 47,860	\$ 16,330
2,765	Alameda	Fremont Hall of Justice	C3020-Floor Finishes	\$ 60,313	\$ 47,889	\$ 12,424
2,766	San Joaquin	Lodi Branch- Dept. 2	C3020-Floor Finishes	\$ 48,423	\$ 48,423	\$ -
2,767	Los Angeles	Inglewood Juvenile Court	C3020-Floor Finishes	\$ 48,736	\$ 48,736	\$ -
2,768	Los Angeles	Beverly Hills Courthouse	C3020-Floor Finishes	\$ 61,744	\$ 49,099	\$ 12,645
2,769	Los Angeles	Central Arraignment Courts	C3020-Floor Finishes	\$ 55,202	\$ 49,809	\$ 5,393
2,770	Los Angeles	Downey Courthouse	C3020-Floor Finishes	\$ 59,809	\$ 50,060	\$ 9,749
2,771	Los Angeles	Downey Courthouse	C3020-Floor Finishes	\$ 51,253	\$ 51,253	\$ -
2,772	Los Angeles	Hollywood Courthouse	C3020-Floor Finishes	\$ 56,478	\$ 51,446	\$ 5,032
2,773	Orange	North Justice Center	C3020-Floor Finishes	\$ 57,312	\$ 51,758	\$ 5,554
2,774	San Mateo	Hall of Justice	C3020-Floor Finishes	\$ 98,278	\$ 51,793	\$ 46,485
2,775	Los Angeles	Malibu Courthouse	C3020-Floor Finishes	\$ 141,000	\$ 53,552	\$ 87,448
2,776	Los Angeles	Downey Courthouse	C3020-Floor Finishes	\$ 64,089	\$ 53,642	\$ 10,447
2,777	Kern	Shafter/Wasco Courts Bldg.	C3020-Floor Finishes	\$ 59,964	\$ 53,938	\$ 6,026
2,778	Kern	Delano/North Kern Court	C3020-Floor Finishes	\$ 67,176	\$ 54,171	\$ 13,005
2,779	Los Angeles	Stanley Mosk Courthouse	C3020-Floor Finishes	\$ 56,106	\$ 54,569	\$ 1,537
2,780	San Bernardino	Juvenile Dependency Courthouse	C3020-Floor Finishes	\$ 100,113	\$ 54,592	\$ 45,521
2,781	Los Angeles	Alhambra Courthouse	C3020-Floor Finishes	\$ 63,888	\$ 54,944	\$ 8,944
2,782	San Bernardino	Victorville Courthouse-Dept. N-1	C3020-Floor Finishes	\$ 85,805	\$ 55,130	\$ 30,675
2,783	Imperial	Imperial County Courthouse	C3020-Floor Finishes	\$ 55,242	\$ 55,242	\$ -
2,784	San Mateo	Northern Branch Courthouse	C3020-Floor Finishes	\$ 66,562	\$ 55,386	\$ 11,176
2,785	Tulare	Visalia Superior Court	C3020-Floor Finishes	\$ 55,468	\$ 55,468	\$ -
2,786	Santa Barbara	Figueroa Division	C3020-Floor Finishes	\$ 56,412	\$ 56,412	\$ -
2,787	Los Angeles	El Monte Courthouse	C3020-Floor Finishes	\$ 97,780	\$ 56,830	\$ 40,950
2,788	Los Angeles	West Covina Courthouse	C3020-Floor Finishes	\$ 57,612	\$ 57,612	\$ -
2,789	Contra Costa	Concord Courthouse	C3020-Floor Finishes	\$ 58,865	\$ 58,865	\$ -
2,790	Santa Barbara	Santa Maria Courts, Bldgs. A + B	C3020-Floor Finishes	\$ 58,939	\$ 58,939	\$ -
2,791	Kern	Shafter/Wasco Courts Bldg.	C3020-Floor Finishes	\$ 65,549	\$ 58,961	\$ 6,588

Line #	County	Facility Name	Project System Targeted for Renewal	Project Rough Order of Magnitude	Judicial Branch Share of Cost	County Share of Cost
2,792	Imperial	Imperial County Courthouse	C3020-Floor Finishes	\$ 59,112	\$ 59,112	\$ -
2,793	Los Angeles	Santa Monica Courthouse	C3020-Floor Finishes	\$ 75,414	\$ 59,192	\$ 16,222
2,794	Los Angeles	Santa Monica Courthouse	C3020-Floor Finishes	\$ 75,900	\$ 59,574	\$ 16,326
2,795	Contra Costa	Walnut Creek Courthouse	C3020-Floor Finishes	\$ 59,927	\$ 59,927	\$ -
2,796	San Diego	Hall of Justice	C3020-Floor Finishes	\$ 149,448	\$ 60,138	\$ 89,310
2,797	Contra Costa	George D. Carroll Courthouse	C3020-Floor Finishes	\$ 78,030	\$ 60,239	\$ 17,791
2,798	Santa Barbara	Santa Maria Courts, Bldg F	C3020-Floor Finishes	\$ 60,340	\$ 60,340	\$ -
2,799	San Bernardino	Barstow Courthouse	C3020-Floor Finishes	\$ 78,284	\$ 61,007	\$ 17,277
2,800	Los Angeles	Downey Courthouse	C3020-Floor Finishes	\$ 73,603	\$ 61,606	\$ 11,997
2,801	Los Angeles	Beverly Hills Courthouse	C3020-Floor Finishes	\$ 77,779	\$ 61,850	\$ 15,929
2,802	Los Angeles	Burbank Courthouse	C3020-Floor Finishes	\$ 68,611	\$ 62,271	\$ 6,340
2,803	Santa Barbara	Santa Maria Courts, Bldg F	C3020-Floor Finishes	\$ 62,371	\$ 62,371	\$ -
2,804	San Bernardino	Juvenile Dependency Courthouse	C3020-Floor Finishes	\$ 114,415	\$ 62,390	\$ 52,025
2,805	Kern	Shafter/Wasco Courts Bldg.	C3020-Floor Finishes	\$ 69,748	\$ 62,738	\$ 7,010
2,806	Los Angeles	Central Arraignment Courts	C3020-Floor Finishes	\$ 69,795	\$ 62,976	\$ 6,819
2,807	San Diego	North County Regional Center - North	C3020-Floor Finishes	\$ 64,009	\$ 64,009	\$ -
2,808	Los Angeles	Van Nuys Courthouse West	C3020-Floor Finishes	\$ 79,928	\$ 64,326	\$ 15,602
2,809	Kern	Arvin/ Lamont Branch	C3020-Floor Finishes	\$ 106,073	\$ 64,609	\$ 41,464
2,810	Los Angeles	Santa Monica Courthouse	C3020-Floor Finishes	\$ 82,359	\$ 64,644	\$ 17,715
2,811	Tulare	Tulare Division	C3020-Floor Finishes	\$ 64,817	\$ 64,817	\$ -
2,812	Solano	Hall of Justice	C3020-Floor Finishes	\$ 89,586	\$ 65,237	\$ 24,349
2,813	Los Angeles	Santa Monica Courthouse	C3020-Floor Finishes	\$ 83,485	\$ 65,527	\$ 17,958
2,814	Kern	Bakersfield Superior Court	C3020-Floor Finishes	\$ 104,803	\$ 65,649	\$ 39,154
2,815	Los Angeles	Bellflower Courthouse	C3020-Floor Finishes	\$ 66,352	\$ 66,352	\$ -
2,816	Los Angeles	East Los Angeles Courthouse	C3020-Floor Finishes	\$ 85,615	\$ 66,540	\$ 19,075
2,817	Ventura	East County Courthouse	C3020-Floor Finishes	\$ 107,786	\$ 66,558	\$ 41,228
2,818	Los Angeles	Metropolitan Courthouse	C3020-Floor Finishes	\$ 70,892	\$ 67,021	\$ 3,871
2,819	San Bernardino	Fontana Courthouse	C3020-Floor Finishes	\$ 80,708	\$ 67,093	\$ 13,615
2,820	Solano	Solano Justice Building	C3020-Floor Finishes	\$ 67,332	\$ 67,332	\$ -
2,821	Los Angeles	Michael D. Antonovich Antelope Valley Courthouse	C3020-Floor Finishes	\$ 92,070	\$ 67,681	\$ 24,389
2,822	Napa	Historic Courthouse	C3020-Floor Finishes	\$ 67,775	\$ 67,775	\$ -
2,823	Los Angeles	Van Nuys Courthouse West	C3020-Floor Finishes	\$ 84,502	\$ 68,007	\$ 16,495
2,824	Los Angeles	East Los Angeles Courthouse	C3020-Floor Finishes	\$ 88,150	\$ 68,510	\$ 19,640
2,825	Santa Barbara	Figuroa Division	C3020-Floor Finishes	\$ 68,534	\$ 68,534	\$ -

Line #	County	Facility Name	Project System Targeted for Renewal	Project Rough Order of Magnitude	Judicial Branch Share of Cost	County Share of Cost
2,826	Kern	Bakersfield Juvenile Center	C3020-Floor Finishes	\$ 69,397	\$ 69,397	\$ -
2,827	San Mateo	Traffic/ Small Claims Annex	C3020-Floor Finishes	\$ 69,755	\$ 69,755	\$ -
2,828	Kern	Bakersfield Juvenile Center	C3020-Floor Finishes	\$ 104,523	\$ 69,780	\$ 34,743
2,829	Yolo	Family Support	C3020-Floor Finishes	\$ 421,060	\$ 70,317	\$ 350,743
2,830	Los Angeles	Eastlake Juvenile Court	C3020-Floor Finishes	\$ 128,713	\$ 70,509	\$ 58,204
2,831	Merced	Old Court	C3020-Floor Finishes	\$ 71,069	\$ 71,069	\$ -
2,832	Los Angeles	Torrance Courthouse	C3020-Floor Finishes	\$ 79,397	\$ 71,799	\$ 7,598
2,833	Contra Costa	George D. Carroll Courthouse	C3020-Floor Finishes	\$ 71,850	\$ 71,850	\$ -
2,834	San Diego	South County Regional Center	C3020-Floor Finishes	\$ 72,226	\$ 72,226	\$ -
2,835	Fresno	B.F. Sisk Courthouse	C3020-Floor Finishes	\$ 72,270	\$ 72,270	\$ -
2,836	Los Angeles	Burbank Courthouse	C3020-Floor Finishes	\$ 79,992	\$ 72,601	\$ 7,391
2,837	Los Angeles	Downey Courthouse	C3020-Floor Finishes	\$ 86,852	\$ 72,695	\$ 14,157
2,838	Kern	Arvin/ Lamont Branch	C3020-Floor Finishes	\$ 120,297	\$ 73,273	\$ 47,024
2,839	Kern	Delano/North Kern Court	C3020-Floor Finishes	\$ 92,054	\$ 74,232	\$ 17,822
2,840	Kern	Bakersfield Juvenile Center	C3020-Floor Finishes	\$ 111,512	\$ 74,445	\$ 37,067
2,841	Los Angeles	Compton Courthouse	C3020-Floor Finishes	\$ 74,448	\$ 74,448	\$ -
2,842	Los Angeles	Santa Monica Courthouse	C3020-Floor Finishes	\$ 95,348	\$ 74,839	\$ 20,509
2,843	Contra Costa	Bray Courts	C3020-Floor Finishes	\$ 75,341	\$ 75,341	\$ -
2,844	Los Angeles	Whittier Courthouse	C3020-Floor Finishes	\$ 75,443	\$ 75,443	\$ -
2,845	Los Angeles	Pomona Courthouse North	C3020-Floor Finishes	\$ 75,527	\$ 75,527	\$ -
2,846	Los Angeles	Clara Shortridge Foltz Criminal Justice Center	C3020-Floor Finishes	\$ 110,405	\$ 75,948	\$ 34,457
2,847	Los Angeles	Inglewood Courthouse	C3020-Floor Finishes	\$ 102,143	\$ 76,158	\$ 25,985
2,848	Los Angeles	Clara Shortridge Foltz Criminal Justice Center	C3020-Floor Finishes	\$ 111,672	\$ 76,819	\$ 34,853
2,849	Contra Costa	George D. Carroll Courthouse	C3020-Floor Finishes	\$ 76,988	\$ 76,988	\$ -
2,850	Los Angeles	Santa Clarita Courthouse	C3020-Floor Finishes	\$ 87,630	\$ 77,456	\$ 10,174
2,851	Los Angeles	Glendale Courthouse	C3020-Floor Finishes	\$ 88,381	\$ 80,020	\$ 8,361
2,852	El Dorado	Johnson Bldg.	C3020-Floor Finishes	\$ 80,355	\$ 80,355	\$ -
2,853	San Bernardino	Juvenile Dependency Courthouse	C3020-Floor Finishes	\$ 147,535	\$ 80,451	\$ 67,084
2,854	Los Angeles	Pomona Courthouse South	C3020-Floor Finishes	\$ 80,720	\$ 80,720	\$ -
2,855	Alameda	Hayward Hall of Justice	C3020-Floor Finishes	\$ 91,488	\$ 80,784	\$ 10,704
2,856	San Diego	Hall of Justice	C3020-Floor Finishes	\$ 200,919	\$ 80,850	\$ 120,069
2,857	Contra Costa	Wakefield Taylor Courthouse	C3020-Floor Finishes	\$ 81,299	\$ 81,299	\$ -
2,858	Alameda	Berkeley Courthouse	C3020-Floor Finishes	\$ 81,330	\$ 81,330	\$ -
2,859	Kern	Bakersfield Justice Bldg.	C3020-Floor Finishes	\$ 159,908	\$ 81,681	\$ 78,227



Line #	County	Facility Name	Project System Targeted for Renewal	Project Rough Order of Magnitude	Judicial Branch Share of Cost	County Share of Cost
2,860	San Diego	Juvenile Court	C3020-Floor Finishes	\$ 110,187	\$ 82,222	\$ 27,965
2,861	Los Angeles	Inglewood Courthouse	C3020-Floor Finishes	\$ 111,705	\$ 83,287	\$ 28,418
2,862	San Diego	Trailer - Family Support	C3020-Floor Finishes	\$ 83,731	\$ 83,731	\$ -
2,863	Los Angeles	Pasadena Courthouse	C3020-Floor Finishes	\$ 121,067	\$ 83,960	\$ 37,107
2,864	Los Angeles	El Monte Courthouse	C3020-Floor Finishes	\$ 144,659	\$ 84,076	\$ 60,583
2,865	San Bernardino	Rancho Cucamonga Courthouse	C3020-Floor Finishes	\$ 84,102	\$ 84,102	\$ -
2,866	San Francisco	Polk St. Annex	C3020-Floor Finishes	\$ 85,067	\$ 85,067	\$ -
2,867	San Diego	Hall of Justice	C3020-Floor Finishes	\$ 213,497	\$ 85,911	\$ 127,586
2,868	Riverside	Family Law Court	C3020-Floor Finishes	\$ 86,018	\$ 86,018	\$ -
2,869	Solano	Solano Justice Building	C3020-Floor Finishes	\$ 113,999	\$ 86,753	\$ 27,246
2,870	Los Angeles	West Covina Courthouse	C3020-Floor Finishes	\$ 87,588	\$ 87,588	\$ -
2,871	Los Angeles	Inglewood Courthouse	C3020-Floor Finishes	\$ 117,525	\$ 87,627	\$ 29,898
2,872	Santa Clara	Downtown Superior Court	C3020-Floor Finishes	\$ 87,847	\$ 87,847	\$ -
2,873	San Diego	North County Regional Center - South	C3020-Floor Finishes	\$ 89,397	\$ 89,397	\$ -
2,874	Los Angeles	Inglewood Courthouse	C3020-Floor Finishes	\$ 121,135	\$ 90,318	\$ 30,817
2,875	Los Angeles	Pasadena Courthouse	C3020-Floor Finishes	\$ 130,311	\$ 90,371	\$ 39,940
2,876	Tulare	Visalia Superior Court	C3020-Floor Finishes	\$ 90,437	\$ 90,437	\$ -
2,877	Los Angeles	Clara Shortridge Foltz Criminal Justice Center	C3020-Floor Finishes	\$ 131,495	\$ 90,455	\$ 41,040
2,878	Los Angeles	Monrovia Training Center	C3020-Floor Finishes	\$ 128,713	\$ 90,472	\$ 38,241
2,879	San Bernardino	Victorville Courthouse-Dept. N-1	C3020-Floor Finishes	\$ 90,591	\$ 90,591	\$ -
2,880	Los Angeles	Burbank Courthouse	C3020-Floor Finishes	\$ 99,976	\$ 90,738	\$ 9,238
2,881	San Bernardino	Joshua Tree Courthouse	C3020-Floor Finishes	\$ 90,924	\$ 90,924	\$ -
2,882	Kern	Bakersfield Superior Court	C3020-Floor Finishes	\$ 147,812	\$ 92,383	\$ 55,430
2,883	Alameda	George E. McDonald Hall of Justice	C3020-Floor Finishes	\$ 94,446	\$ 94,446	\$ -
2,884	Los Angeles	Inglewood Juvenile Court	C3020-Floor Finishes	\$ 118,140	\$ 95,433	\$ 22,707
2,885	Alameda	Wiley W. Manuel Courthouse	C3020-Floor Finishes	\$ 114,508	\$ 95,958	\$ 18,550
2,886	Los Angeles	Edmund D. Edelman Children's Court	C3020-Floor Finishes	\$ 138,540	\$ 96,964	\$ 41,576
2,887	Contra Costa	Walnut Creek Courthouse	C3020-Floor Finishes	\$ 97,984	\$ 97,984	\$ -
2,888	San Bernardino	Joshua Tree Courthouse	C3020-Floor Finishes	\$ 98,643	\$ 98,643	\$ -
2,889	Los Angeles	Downey Courthouse	C3020-Floor Finishes	\$ 99,388	\$ 99,388	\$ -
2,890	Los Angeles	Pomona Courthouse South	C3020-Floor Finishes	\$ 109,438	\$ 99,742	\$ 9,696
2,891	Imperial	Imperial County Courthouse	C3020-Floor Finishes	\$ 100,470	\$ 100,470	\$ -
2,892	Los Angeles	Torrance Courthouse	C3020-Floor Finishes	\$ 111,159	\$ 100,521	\$ 10,638
2,893	Los Angeles	Pomona Courthouse South	C3020-Floor Finishes	\$ 100,836	\$ 100,836	\$ -

Line #	County	Facility Name	Project System Targeted for Renewal	Project Rough Order of Magnitude	Judicial Branch Share of Cost	County Share of Cost
2,894	Los Angeles	Norwalk Courthouse	C3020-Floor Finishes	\$ 118,800	\$ 101,016	\$ 17,784
2,895	Los Angeles	Michael D. Antonovich Antelope Valley Courthouse	C3020-Floor Finishes	\$ 138,521	\$ 101,827	\$ 36,694
2,896	Los Angeles	Inglewood Courthouse	C3020-Floor Finishes	\$ 136,674	\$ 101,904	\$ 34,770
2,897	Los Angeles	Clara Shortridge Foltz Criminal Justice Center	C3020-Floor Finishes	\$ 148,896	\$ 102,426	\$ 46,470
2,898	Los Angeles	Central Arraignment Courts	C3020-Floor Finishes	\$ 114,594	\$ 103,398	\$ 11,196
2,899	Ventura	East County Courthouse	C3020-Floor Finishes	\$ 168,147	\$ 103,831	\$ 64,316
2,900	Los Angeles	Whittier Courthouse	C3020-Floor Finishes	\$ 120,640	\$ 104,269	\$ 16,371
2,901	Los Angeles	Glendale Courthouse	C3020-Floor Finishes	\$ 116,069	\$ 105,089	\$ 10,980
2,902	Los Angeles	Inglewood Juvenile Court	C3020-Floor Finishes	\$ 105,110	\$ 105,110	\$ -
2,903	San Bernardino	San Bernardino Courthouse - Annex	C3020-Floor Finishes	\$ 111,117	\$ 106,272	\$ 4,845
2,904	Kern	Bakersfield Juvenile Center	C3020-Floor Finishes	\$ 160,148	\$ 106,915	\$ 53,233
2,905	Los Angeles	Clara Shortridge Foltz Criminal Justice Center	C3020-Floor Finishes	\$ 155,925	\$ 107,261	\$ 48,664
2,906	El Dorado	Johnson Bldg.	C3020-Floor Finishes	\$ 107,291	\$ 107,291	\$ -
2,907	Solano	Hall of Justice	C3020-Floor Finishes	\$ 149,078	\$ 108,559	\$ 40,519
2,908	Tulare	Visalia Superior Court	C3020-Floor Finishes	\$ 336,448	\$ 108,774	\$ 227,674
2,909	Kern	Bakersfield Justice Bldg.	C3020-Floor Finishes	\$ 109,023	\$ 109,023	\$ -
2,910	Kern	Taft Courts Bldg.	C3020-Floor Finishes	\$ 109,350	\$ 109,350	\$ -
2,911	Los Angeles	Whittier Courthouse	C3020-Floor Finishes	\$ 110,077	\$ 110,077	\$ -
2,912	Los Angeles	Alhambra Courthouse	C3020-Floor Finishes	\$ 128,058	\$ 110,130	\$ 17,928
2,913	San Mateo	Northern Branch Courthouse	C3020-Floor Finishes	\$ 133,465	\$ 111,056	\$ 22,409
2,914	Nevada	Nevada City Courthouse	C3020-Floor Finishes	\$ 170,008	\$ 111,355	\$ 58,653
2,915	Santa Barbara	Figueroa Division	C3020-Floor Finishes	\$ 113,098	\$ 113,098	\$ -
2,916	San Diego	East County Regional Center	C3020-Floor Finishes	\$ 167,738	\$ 113,575	\$ 54,163
2,917	Los Angeles	Santa Monica Courthouse	C3020-Floor Finishes	\$ 145,248	\$ 114,005	\$ 31,243
2,918	Shasta	Main Courthouse	C3020-Floor Finishes	\$ 164,815	\$ 114,893	\$ 49,922
2,919	Siskiyou	Siskiyou County Courthouse	C3020-Floor Finishes	\$ 347,371	\$ 116,821	\$ 230,550
2,920	Los Angeles	Van Nuys Courthouse West	C3020-Floor Finishes	\$ 145,208	\$ 116,863	\$ 28,345
2,921	Riverside	Blythe Courthouse - Superior Court	C3020-Floor Finishes	\$ 117,359	\$ 117,359	\$ -
2,922	Orange	North Justice Center	C3020-Floor Finishes	\$ 131,214	\$ 118,499	\$ 12,715
2,923	Los Angeles	Pomona Courthouse North	C3020-Floor Finishes	\$ 123,237	\$ 118,616	\$ 4,621
2,924	Riverside	Family Law Court	C3020-Floor Finishes	\$ 118,812	\$ 118,812	\$ -
2,925	Ventura	East County Courthouse	C3020-Floor Finishes	\$ 192,795	\$ 119,051	\$ 73,744
2,926	Santa Clara	Downtown Superior Court	C3020-Floor Finishes	\$ 119,407	\$ 119,407	\$ -



Line #	County	Facility Name	Project System Targeted for Renewal	Project Rough Order of Magnitude	Judicial Branch Share of Cost	County Share of Cost
2,927	Orange	Central Justice Center	C3020-Floor Finishes	\$ 119,776	\$ 119,776	\$ -
2,928	Ventura	East County Courthouse	C3020-Floor Finishes	\$ 194,015	\$ 119,804	\$ 74,211
2,929	San Luis Obispo	Paso Robles Courthouse	C3020-Floor Finishes	\$ 119,935	\$ 119,935	\$ -
2,930	Ventura	Hall of Justice	C3020-Floor Finishes	\$ 120,409	\$ 120,409	\$ -
2,931	Los Angeles	Van Nuys Courthouse West	C3020-Floor Finishes	\$ 149,843	\$ 120,594	\$ 29,249
2,932	Los Angeles	Torrance Courthouse	C3020-Floor Finishes	\$ 133,488	\$ 120,713	\$ 12,775
2,933	San Mateo	Hall of Justice	C3020-Floor Finishes	\$ 229,195	\$ 120,786	\$ 108,409
2,934	Alameda	Hayward Hall of Justice	C3020-Floor Finishes	\$ 136,961	\$ 120,937	\$ 16,024
2,935	Orange	North Justice Center	C3020-Floor Finishes	\$ 134,776	\$ 121,716	\$ 13,060
2,936	San Luis Obispo	Courthouse Annex	C3020-Floor Finishes	\$ 246,754	\$ 122,735	\$ 124,019
2,937	Kern	Bakersfield Superior Court	C3020-Floor Finishes	\$ 122,944	\$ 122,944	\$ -
2,938	Los Angeles	Stanley Mosk Courthouse	C3020-Floor Finishes	\$ 126,723	\$ 123,251	\$ 3,472
2,939	Riverside	Riverside Juvenile Court	C3020-Floor Finishes	\$ 250,462	\$ 123,578	\$ 126,884
2,940	Riverside	Palm Springs Courts	C3020-Floor Finishes	\$ 305,356	\$ 124,005	\$ 181,351
2,941	Los Angeles	El Monte Courthouse	C3020-Floor Finishes	\$ 213,467	\$ 124,067	\$ 89,400
2,942	Los Angeles	Pasadena Courthouse	C3020-Floor Finishes	\$ 181,603	\$ 125,942	\$ 55,661
2,943	Orange	Harbor Justice Center-Newport Beach Facility	C3020-Floor Finishes	\$ 127,463	\$ 127,463	\$ -
2,944	Humboldt	Humboldt County Courthouse (Eureka)	C3020-Floor Finishes	\$ 127,818	\$ 127,818	\$ -
2,945	Los Angeles	Bellflower Courthouse	C3020-Floor Finishes	\$ 128,237	\$ 128,237	\$ -
2,946	San Francisco	Civic Center Courthouse	C3020-Floor Finishes	\$ 129,896	\$ 129,896	\$ -
2,947	Los Angeles	El Monte Courthouse	C3020-Floor Finishes	\$ 223,874	\$ 130,116	\$ 93,758
2,948	San Mateo	Central Branch	C3020-Floor Finishes	\$ 131,010	\$ 131,010	\$ -
2,949	Los Angeles	Whittier Courthouse	C3020-Floor Finishes	\$ 132,224	\$ 132,224	\$ -
2,950	San Bernardino	Joshua Tree Courthouse	C3020-Floor Finishes	\$ 134,782	\$ 134,782	\$ -
2,951	Alameda	George E. McDonald Hall of Justice	C3020-Floor Finishes	\$ 136,965	\$ 136,965	\$ -
2,952	Nevada	Nevada City Courthouse	C3020-Floor Finishes	\$ 209,373	\$ 137,139	\$ 72,234
2,953	San Luis Obispo	Courthouse Annex	C3020-Floor Finishes	\$ 137,363	\$ 137,363	\$ -
2,954	Los Angeles	Pasadena Courthouse	C3020-Floor Finishes	\$ 198,343	\$ 137,551	\$ 60,792
2,955	Los Angeles	Stanley Mosk Courthouse	C3020-Floor Finishes	\$ 141,721	\$ 137,838	\$ 3,883
2,956	Ventura	Hall of Justice	C3020-Floor Finishes	\$ 138,090	\$ 138,090	\$ -
2,957	Del Norte	Del Norte County Superior Court	C3020-Floor Finishes	\$ 138,287	\$ 138,287	\$ -
2,958	San Joaquin	Lodi Branch- Dept. 2	C3020-Floor Finishes	\$ 138,492	\$ 138,492	\$ -
2,959	Los Angeles	Alhambra Courthouse	C3020-Floor Finishes	\$ 161,806	\$ 139,153	\$ 22,653
2,960	Contra Costa	George D. Carroll Courthouse	C3020-Floor Finishes	\$ 181,031	\$ 139,756	\$ 41,275



Line #	County	Facility Name	Project System Targeted for Renewal	Project Rough Order of Magnitude	Judicial Branch Share of Cost	County Share of Cost
2,961	Fresno	Fresno County Courthouse	C3020-Floor Finishes	\$ 145,860	\$ 139,894	\$ 5,966
2,962	Los Angeles	Michael D. Antonovich Antelope Valley Courthouse	C3020-Floor Finishes	\$ 196,020	\$ 144,094	\$ 51,926
2,963	El Dorado	Cameron Park	C3020-Floor Finishes	\$ 145,254	\$ 145,254	\$ -
2,964	San Mateo	Northern Branch Courthouse	C3020-Floor Finishes	\$ 174,886	\$ 145,523	\$ 29,363
2,965	Santa Clara	Downtown Superior Court	C3020-Floor Finishes	\$ 146,837	\$ 146,837	\$ -
2,966	Kern	Bakersfield Justice Bldg.	C3020-Floor Finishes	\$ 288,553	\$ 147,393	\$ 141,160
2,967	San Diego	Kearny Mesa Court	C3020-Floor Finishes	\$ 148,157	\$ 148,157	\$ -
2,968	El Dorado	Main St. Courthouse	C3020-Floor Finishes	\$ 152,801	\$ 152,801	\$ -
2,969	Kern	Arvin/ Lamont Branch	C3020-Floor Finishes	\$ 153,360	\$ 153,360	\$ -
2,970	San Diego	North County Regional Center - Annex	C3020-Floor Finishes	\$ 155,173	\$ 155,173	\$ -
2,971	Los Angeles	Santa Clarita Courthouse	C3020-Floor Finishes	\$ 177,641	\$ 157,017	\$ 20,624
2,972	Los Angeles	Metropolitan Courthouse	C3020-Floor Finishes	\$ 167,113	\$ 157,989	\$ 9,124
2,973	Los Angeles	Metropolitan Courthouse	C3020-Floor Finishes	\$ 167,439	\$ 158,297	\$ 9,142
2,974	Alameda	Wiley W. Manuel Courthouse	C3020-Floor Finishes	\$ 189,305	\$ 158,638	\$ 30,667
2,975	Los Angeles	East Los Angeles Courthouse	C3020-Floor Finishes	\$ 204,732	\$ 159,118	\$ 45,614
2,976	Orange	North Justice Center	C3020-Floor Finishes	\$ 177,447	\$ 160,252	\$ 17,195
2,977	Shasta	Main Courthouse	C3020-Floor Finishes	\$ 229,904	\$ 160,266	\$ 69,638
2,978	Los Angeles	Alfred J. McCartney Juvenile Justice Center	C3020-Floor Finishes	\$ 232,650	\$ 160,645	\$ 72,005
2,979	Santa Barbara	Santa Barbara Jury Assembly Bldg.	C3020-Floor Finishes	\$ 161,616	\$ 161,616	\$ -
2,980	Orange	West Justice Center	C3020-Floor Finishes	\$ 162,225	\$ 162,225	\$ -
2,981	Ventura	Hall of Justice	C3020-Floor Finishes	\$ 232,818	\$ 162,647	\$ 70,171
2,982	Sonoma	Hall of Justice	C3020-Floor Finishes	\$ 274,998	\$ 163,349	\$ 111,649
2,983	Los Angeles	Bellflower Courthouse	C3020-Floor Finishes	\$ 210,691	\$ 164,213	\$ 46,478
2,984	Riverside	Palm Springs Courts	C3020-Floor Finishes	\$ 407,740	\$ 165,583	\$ 242,157
2,985	Fresno	B.F. Sisk Courthouse	C3020-Floor Finishes	\$ 165,914	\$ 165,914	\$ -
2,986	Fresno	Fresno County Courthouse	C3020-Floor Finishes	\$ 166,651	\$ 166,651	\$ -
2,987	Contra Costa	Wakefield Taylor Courthouse	C3020-Floor Finishes	\$ 171,230	\$ 171,230	\$ -
2,988	Los Angeles	Glendale Courthouse	C3020-Floor Finishes	\$ 190,033	\$ 172,056	\$ 17,977
2,989	Santa Barbara	Santa Barbara County Courthouse	C3020-Floor Finishes	\$ 173,712	\$ 173,712	\$ -
2,990	Sutter	Courthouse West	C3020-Floor Finishes	\$ 212,702	\$ 175,479	\$ 37,223
2,991	Los Angeles	Norwalk Courthouse	C3020-Floor Finishes	\$ 207,781	\$ 176,676	\$ 31,105
2,992	Contra Costa	Wakefield Taylor Courthouse	C3020-Floor Finishes	\$ 179,625	\$ 179,625	\$ -
2,993	Los Angeles	San Fernando Courthouse	C3020-Floor Finishes	\$ 180,061	\$ 180,061	\$ -

Line #	County	Facility Name	Project System Targeted for Renewal	Project Rough Order of Magnitude	Judicial Branch Share of Cost	County Share of Cost
2,994	San Bernardino	Fontana Courthouse	C3020-Floor Finishes	\$ 216,766	\$ 180,198	\$ 36,568
2,995	Los Angeles	Inglewood Juvenile Court	C3020-Floor Finishes	\$ 181,027	\$ 181,027	\$ -
2,996	Riverside	Hall of Justice	C3020-Floor Finishes	\$ 181,179	\$ 181,179	\$ -
2,997	Santa Clara	Historic Courthouse	C3020-Floor Finishes	\$ 181,968	\$ 181,968	\$ -
2,998	Sacramento	Gordon Schaber Sacramento Superior Court	C3020-Floor Finishes	\$ 182,028	\$ 182,028	\$ -
2,999	Ventura	Hall of Justice	C3020-Floor Finishes	\$ 182,970	\$ 182,970	\$ -
3,000	San Diego	South County Regional Center	C3020-Floor Finishes	\$ 183,344	\$ 183,344	\$ -
3,001	Placer	Historic Courthouse	C3020-Floor Finishes	\$ 242,488	\$ 186,716	\$ 55,772
3,002	Los Angeles	Stanley Mosk Courthouse	C3020-Floor Finishes	\$ 192,331	\$ 187,061	\$ 5,270
3,003	Santa Clara	Hall of Justice (East)	C3020-Floor Finishes	\$ 187,406	\$ 187,406	\$ -
3,004	San Diego	County Courthouse	C3020-Floor Finishes	\$ 245,440	\$ 190,020	\$ 55,420
3,005	Los Angeles	Inglewood Courthouse	C3020-Floor Finishes	\$ 255,726	\$ 190,669	\$ 65,057
3,006	Los Angeles	Michael D. Antonovich Antelope Valley Courthouse	C3020-Floor Finishes	\$ 260,568	\$ 191,544	\$ 69,024
3,007	Los Angeles	Pomona Courthouse South	C3020-Floor Finishes	\$ 193,208	\$ 193,208	\$ -
3,008	San Bernardino	Fontana Courthouse	C3020-Floor Finishes	\$ 235,057	\$ 195,403	\$ 39,654
3,009	Los Angeles	Edmund D. Edelman Children's Court	C3020-Floor Finishes	\$ 279,508	\$ 195,628	\$ 83,880
3,010	Sonoma	Hall of Justice	C3020-Floor Finishes	\$ 329,937	\$ 195,983	\$ 133,954
3,011	Los Angeles	Burbank Courthouse	C3020-Floor Finishes	\$ 216,959	\$ 196,912	\$ 20,047
3,012	San Diego	Hall of Justice	C3020-Floor Finishes	\$ 197,975	\$ 197,975	\$ -
3,013	Santa Cruz	Main Courthouse	C3020-Floor Finishes	\$ 200,101	\$ 198,320	\$ 1,781
3,014	San Francisco	Hall of Justice	C3020-Floor Finishes	\$ 855,109	\$ 198,898	\$ 656,211
3,015	San Bernardino	San Bernardino Courthouse - Annex	C3020-Floor Finishes	\$ 210,764	\$ 201,575	\$ 9,189
3,016	Alameda	Fremont Hall of Justice	C3020-Floor Finishes	\$ 254,021	\$ 201,693	\$ 52,328
3,017	Los Angeles	Pasadena Courthouse	C3020-Floor Finishes	\$ 291,016	\$ 201,820	\$ 89,196
3,018	Los Angeles	Whittier Courthouse	C3020-Floor Finishes	\$ 234,901	\$ 203,025	\$ 31,876
3,019	Los Angeles	Van Nuys Courthouse East	C3020-Floor Finishes	\$ 226,537	\$ 203,294	\$ 23,243
3,020	Sonoma	Hall of Justice	C3020-Floor Finishes	\$ 343,748	\$ 204,186	\$ 139,562
3,021	Los Angeles	Pomona Courthouse North	C3020-Floor Finishes	\$ 205,497	\$ 205,497	\$ -
3,022	Fresno	B.F. Sisk Courthouse	C3020-Floor Finishes	\$ 207,992	\$ 207,992	\$ -
3,023	Santa Barbara	Santa Maria Courts Bldgs C + D	C3020-Floor Finishes	\$ 209,215	\$ 209,215	\$ -
3,024	Los Angeles	San Fernando Courthouse	C3020-Floor Finishes	\$ 209,427	\$ 209,427	\$ -
3,025	Santa Barbara	Santa Maria Courts Bldgs C + D	C3020-Floor Finishes	\$ 209,457	\$ 209,457	\$ -
3,026	Los Angeles	Whittier Courthouse	C3020-Floor Finishes	\$ 209,536	\$ 209,536	\$ -
3,027	Los Angeles	Inglewood Juvenile Court	C3020-Floor Finishes	\$ 212,694	\$ 212,694	\$ -

Line #	County	Facility Name	Project System Targeted for Renewal	Project Rough Order of Magnitude	Judicial Branch Share of Cost	County Share of Cost
3,028	Merced	Old Court	C3020-Floor Finishes	\$ 215,846	\$ 215,846	\$ -
3,029	Los Angeles	Stanley Mosk Courthouse	C3020-Floor Finishes	\$ 223,932	\$ 217,796	\$ 6,136
3,030	San Diego	Hall of Justice	C3020-Floor Finishes	\$ 543,013	\$ 218,508	\$ 324,505
3,031	San Bernardino	Chino Courthouse	C3020-Floor Finishes	\$ 221,945	\$ 221,945	\$ -
3,032	Santa Barbara	Santa Barbara Jury Assembly Bldg.	C3020-Floor Finishes	\$ 222,436	\$ 222,436	\$ -
3,033	Los Angeles	Michael D. Antonovich Antelope Valley Courthouse	C3020-Floor Finishes	\$ 307,098	\$ 225,748	\$ 81,350
3,034	Los Angeles	Michael D. Antonovich Antelope Valley Courthouse	C3020-Floor Finishes	\$ 307,098	\$ 225,748	\$ 81,350
3,035	Placer	Historic Courthouse	C3020-Floor Finishes	\$ 295,790	\$ 227,758	\$ 68,032
3,036	Sacramento	Carol Miller Justice Center Court Facility	C3020-Floor Finishes	\$ 233,355	\$ 228,105	\$ 5,250
3,037	Santa Barbara	Santa Maria Courts, Bldg G	C3020-Floor Finishes	\$ 229,470	\$ 229,470	\$ -
3,038	Los Angeles	Chatsworth Courthouse	C3020-Floor Finishes	\$ 275,493	\$ 230,863	\$ 44,630
3,039	Ventura	Hall of Justice	C3020-Floor Finishes	\$ 232,818	\$ 232,818	\$ -
3,040	Orange	North Justice Center	C3020-Floor Finishes	\$ 260,731	\$ 235,466	\$ 25,265
3,041	Orange	Central Justice Center	C3020-Floor Finishes	\$ 260,249	\$ 237,269	\$ 22,980
3,042	San Bernardino	Fontana Courthouse	C3020-Floor Finishes	\$ 237,564	\$ 237,564	\$ -
3,043	Kern	Bakersfield Superior Court	C3020-Floor Finishes	\$ 237,573	\$ 237,573	\$ -
3,044	Los Angeles	Clara Shortridge Foltz Criminal Justice Center	C3020-Floor Finishes	\$ 349,609	\$ 240,496	\$ 109,113
3,045	San Diego	Juvenile Court	C3020-Floor Finishes	\$ 240,755	\$ 240,755	\$ -
3,046	Kern	Shafter/Wasco Courts Bldg.	C3020-Floor Finishes	\$ 268,905	\$ 241,880	\$ 27,025
3,047	Los Angeles	Glendale Courthouse	C3020-Floor Finishes	\$ 268,166	\$ 242,797	\$ 25,369
3,048	Santa Clara	Santa Clara Courthouse	C3020-Floor Finishes	\$ 246,277	\$ 246,277	\$ -
3,049	Los Angeles	Norwalk Courthouse	C3020-Floor Finishes	\$ 290,733	\$ 247,210	\$ 43,523
3,050	San Bernardino	Victorville Courthouse-Dept. N-1	C3020-Floor Finishes	\$ 248,169	\$ 248,169	\$ -
3,051	Nevada	Nevada City Courthouse Annex	C3020-Floor Finishes	\$ 582,837	\$ 248,930	\$ 333,907
3,052	San Mateo	Northern Branch Courthouse	C3020-Floor Finishes	\$ 304,929	\$ 253,731	\$ 51,198
3,053	Ventura	Hall of Justice	C3020-Floor Finishes	\$ 368,250	\$ 257,259	\$ 110,991
3,054	Los Angeles	Pomona Courthouse South	C3020-Floor Finishes	\$ 269,612	\$ 269,612	\$ -
3,055	Ventura	Hall of Justice	C3020-Floor Finishes	\$ 388,031	\$ 271,078	\$ 116,953
3,056	San Diego	Family Court	C3020-Floor Finishes	\$ 274,280	\$ 274,280	\$ -
3,057	San Luis Obispo	Courthouse Annex	C3020-Floor Finishes	\$ 274,725	\$ 274,725	\$ -
3,058	Sacramento	Gordon Schaber Sacramento Superior Court	C3020-Floor Finishes	\$ 280,474	\$ 280,474	\$ -



Line #	County	Facility Name	Project System Targeted for Renewal	Project Rough Order of Magnitude	Judicial Branch Share of Cost	County Share of Cost
3,059	Los Angeles	Stanley Mosk Courthouse	C3020-Floor Finishes	\$ 292,234	\$ 284,227	\$ 8,007
3,060	Los Angeles	Compton Courthouse	C3020-Floor Finishes	\$ 431,063	\$ 285,062	\$ 146,001
3,061	Napa	Criminal Court Building	C3020-Floor Finishes	\$ 286,205	\$ 286,205	\$ -
3,062	Riverside	Larson Justice Center	C3020-Floor Finishes	\$ 294,317	\$ 286,635	\$ 7,682
3,063	Napa	Historic Courthouse	C3020-Floor Finishes	\$ 305,173	\$ 286,832	\$ 18,341
3,064	Orange	Betty Lou Lamoreaux Justice Center	C3020-Floor Finishes	\$ 289,688	\$ 289,688	\$ -
3,065	Solano	Law And Justice Center	C3020-Floor Finishes	\$ 290,537	\$ 290,537	\$ -
3,066	San Diego	South County Regional Center	C3020-Floor Finishes	\$ 290,813	\$ 290,813	\$ -
3,067	Contra Costa	George D. Carroll Courthouse	C3020-Floor Finishes	\$ 376,962	\$ 291,015	\$ 85,947
3,068	Los Angeles	Metropolitan Courthouse	C3020-Floor Finishes	\$ 317,534	\$ 300,197	\$ 17,337
3,069	Alameda	Fremont Hall of Justice	C3020-Floor Finishes	\$ 382,879	\$ 304,006	\$ 78,873
3,070	Los Angeles	Clara Shortridge Foltz Criminal Justice Center	C3020-Floor Finishes	\$ 445,500	\$ 306,459	\$ 139,041
3,071	Santa Clara	Hall of Justice (West)	C3020-Floor Finishes	\$ 309,925	\$ 309,925	\$ -
3,072	Kern	Bakersfield Superior Court	C3020-Floor Finishes	\$ 494,876	\$ 309,990	\$ 184,886
3,073	Riverside	Family Law Court	C3020-Floor Finishes	\$ 310,005	\$ 310,005	\$ -
3,074	Humboldt	Humboldt County Courthouse (Eureka)	C3020-Floor Finishes	\$ 313,811	\$ 313,811	\$ -
3,075	Nevada	Nevada City Courthouse	C3020-Floor Finishes	\$ 479,424	\$ 314,023	\$ 165,401
3,076	Ventura	Hall of Justice	C3020-Floor Finishes	\$ 450,018	\$ 314,383	\$ 135,635
3,077	Los Angeles	Clara Shortridge Foltz Criminal Justice Center	C3020-Floor Finishes	\$ 465,934	\$ 320,516	\$ 145,418
3,078	Los Angeles	Pomona Courthouse North	C3020-Floor Finishes	\$ 334,049	\$ 321,522	\$ 12,527
3,079	Los Angeles	San Fernando Courthouse	C3020-Floor Finishes	\$ 386,546	\$ 322,418	\$ 64,128
3,080	Butte	Butte County Courthouse	C3020-Floor Finishes	\$ 323,088	\$ 323,088	\$ -
3,081	Los Angeles	Beverly Hills Courthouse	C3020-Floor Finishes	\$ 407,877	\$ 324,344	\$ 83,533
3,082	Tulare	Visalia Superior Court	C3020-Floor Finishes	\$ 1,007,068	\$ 325,585	\$ 681,483
3,083	San Diego	Hall of Justice	C3020-Floor Finishes	\$ 327,473	\$ 327,473	\$ -
3,084	Los Angeles	Metropolitan Courthouse	C3020-Floor Finishes	\$ 347,713	\$ 328,728	\$ 18,985
3,085	Los Angeles	Clara Shortridge Foltz Criminal Justice Center	C3020-Floor Finishes	\$ 478,421	\$ 329,106	\$ 149,315
3,086	Riverside	Larson Justice Center	C3020-Floor Finishes	\$ 338,745	\$ 329,904	\$ 8,841
3,087	Los Angeles	Van Nuys Courthouse East	C3020-Floor Finishes	\$ 368,959	\$ 331,104	\$ 37,855
3,088	San Diego	East County Regional Center	C3020-Floor Finishes	\$ 492,516	\$ 333,483	\$ 159,033
3,089	Humboldt	Humboldt County Courthouse (Eureka)	C3020-Floor Finishes	\$ 1,004,421	\$ 335,075	\$ 669,346



Line #	County	Facility Name	Project System Targeted for Renewal	Project Rough Order of Magnitude	Judicial Branch Share of Cost	County Share of Cost
3,090	Contra Costa	Wakefield Taylor Courthouse	C3020-Floor Finishes	\$ 337,925	\$ 337,925	\$ -
3,091	Contra Costa	Wakefield Taylor Courthouse	C3020-Floor Finishes	\$ 338,300	\$ 338,300	\$ -
3,092	Kern	Taft Courts Bldg.	C3020-Floor Finishes	\$ 338,625	\$ 338,625	\$ -
3,093	Alameda	Wiley W. Manuel Courthouse	C3020-Floor Finishes	\$ 406,071	\$ 340,287	\$ 65,784
3,094	Los Angeles	Van Nuys Courthouse East	C3020-Floor Finishes	\$ 379,374	\$ 340,450	\$ 38,924
3,095	Fresno	Fresno County Courthouse	C3020-Floor Finishes	\$ 355,344	\$ 340,810	\$ 14,534
3,096	San Diego	County Courthouse	C3020-Floor Finishes	\$ 440,748	\$ 341,227	\$ 99,521
3,097	Los Angeles	Airport Courthouse	C3020-Floor Finishes	\$ 443,599	\$ 342,325	\$ 101,274
3,098	San Diego	East County Regional Center	C3020-Floor Finishes	\$ 342,613	\$ 342,613	\$ -
3,099	Merced	Main Merced Courthouse	C3020-Floor Finishes	\$ 343,068	\$ 343,068	\$ -
3,100	Fresno	Fresno County Courthouse	C3020-Floor Finishes	\$ 347,952	\$ 347,952	\$ -
3,101	Sacramento	Juvenile Courthouse	C3020-Floor Finishes	\$ 352,688	\$ 352,688	\$ -
3,102	Fresno	2424 Ventura Street - 5 DCA	C3020-Floor Finishes	\$ 355,344	\$ 355,344	\$ -
3,103	Riverside	Palm Springs Courts	C3020-Floor Finishes	\$ 875,884	\$ 355,696	\$ 520,188
3,104	Fresno	Fresno County Courthouse	C3020-Floor Finishes	\$ 360,096	\$ 360,096	\$ -
3,105	Ventura	Hall of Justice	C3020-Floor Finishes	\$ 517,374	\$ 361,437	\$ 155,937
3,106	Los Angeles	Van Nuys Courthouse West	C3020-Floor Finishes	\$ 450,945	\$ 362,921	\$ 88,024
3,107	Kern	Bakersfield Superior Court	C3020-Floor Finishes	\$ 590,497	\$ 369,061	\$ 221,436
3,108	Sacramento	Gordon Schaber Sacramento Superior Court	C3020-Floor Finishes	\$ 369,204	\$ 369,204	\$ -
3,109	Kern	Bakersfield Juvenile Center	C3020-Floor Finishes	\$ 375,182	\$ 375,182	\$ -
3,110	Kern	Bakersfield Superior Court	C3020-Floor Finishes	\$ 607,397	\$ 379,623	\$ 227,774
3,111	Santa Clara	Historic Courthouse	C3020-Floor Finishes	\$ 388,025	\$ 388,025	\$ -
3,112	San Bernardino	Victorville Courthouse-Dept. N-1	C3020-Floor Finishes	\$ 604,353	\$ 388,297	\$ 216,056
3,113	San Diego	East County Regional Center	C3020-Floor Finishes	\$ 388,912	\$ 388,912	\$ -
3,114	Humboldt	Humboldt County Courthouse (Eureka)	C3020-Floor Finishes	\$ 1,167,408	\$ 389,447	\$ 777,961
3,115	Santa Clara	Hall of Justice (West)	C3020-Floor Finishes	\$ 392,792	\$ 392,792	\$ -
3,116	Los Angeles	Norwalk Courthouse	C3020-Floor Finishes	\$ 465,300	\$ 395,645	\$ 69,655
3,117	Los Angeles	Clara Shortridge Foltz Criminal Justice Center	C3020-Floor Finishes	\$ 579,269	\$ 398,479	\$ 180,790
3,118	Los Angeles	Whittier Courthouse	C3020-Floor Finishes	\$ 473,720	\$ 409,436	\$ 64,284
3,119	Alameda	Hayward Hall of Justice	C3020-Floor Finishes	\$ 467,749	\$ 413,022	\$ 54,727
3,120	Los Angeles	Edmund D. Edelman Children's Court	C3020-Floor Finishes	\$ 592,723	\$ 414,847	\$ 177,876
3,121	San Mateo	Hall of Justice	C3020-Floor Finishes	\$ 797,200	\$ 420,124	\$ 377,076
3,122	San Bernardino	Chino Courthouse	C3020-Floor Finishes	\$ 426,235	\$ 426,235	\$ -





Line #	County	Facility Name	Project System Targeted for Renewal	Project Rough Order of Magnitude	Judicial Branch Share of Cost	County Share of Cost
3,123	Los Angeles	Michael D. Antonovich Antelope Valley Courthouse	C3020-Floor Finishes	\$ 595,584	\$ 437,814	\$ 157,770
3,124	Imperial	Imperial County Courthouse	C3020-Floor Finishes	\$ 439,154	\$ 439,154	\$ -
3,125	Kern	Bakersfield Justice Bldg.	C3020-Floor Finishes	\$ 867,683	\$ 443,212	\$ 424,471
3,126	Santa Barbara	Santa Barbara County Courthouse	C3020-Floor Finishes	\$ 462,191	\$ 462,191	\$ -
3,127	San Diego	Trailer - Storage A	C3020-Floor Finishes	\$ 462,272	\$ 462,272	\$ -
3,128	Solano	Solano Justice Building	C3020-Floor Finishes	\$ 466,142	\$ 466,142	\$ -
3,129	Riverside	Hall of Justice	C3020-Floor Finishes	\$ 470,623	\$ 470,623	\$ -
3,130	Los Angeles	Downey Courthouse	C3020-Floor Finishes	\$ 565,565	\$ 473,378	\$ 92,187
3,131	Los Angeles	Torrance Courthouse	C3020-Floor Finishes	\$ 533,920	\$ 482,824	\$ 51,096
3,132	Los Angeles	East Los Angeles Courthouse	C3020-Floor Finishes	\$ 649,548	\$ 504,829	\$ 144,719
3,133	Los Angeles	Pomona Courthouse South	C3020-Floor Finishes	\$ 510,491	\$ 510,491	\$ -
3,134	San Diego	Hall of Justice	C3020-Floor Finishes	\$ 1,283,049	\$ 516,299	\$ 766,750
3,135	Orange	North Justice Center	C3020-Floor Finishes	\$ 577,000	\$ 521,089	\$ 55,911
3,136	Orange	West Justice Center	C3020-Floor Finishes	\$ 525,125	\$ 525,125	\$ -
3,137	Alameda	Fremont Hall of Justice	C3020-Floor Finishes	\$ 526,973	\$ 526,973	\$ -
3,138	San Diego	County Courthouse	C3020-Floor Finishes	\$ 681,120	\$ 527,323	\$ 153,797
3,139	Kern	Bakersfield Justice Bldg.	C3020-Floor Finishes	\$ 528,462	\$ 528,462	\$ -
3,140	Kern	Bakersfield Justice Bldg.	C3020-Floor Finishes	\$ 1,039,376	\$ 530,913	\$ 508,463
3,141	Sacramento	Juvenile Courthouse	C3020-Floor Finishes	\$ 531,754	\$ 531,754	\$ -
3,142	Orange	Civil Complex Center ("CXC")	C3020-Floor Finishes	\$ 533,263	\$ 533,263	\$ -
3,143	Alameda	Hayward Hall of Justice	C3020-Floor Finishes	\$ 607,138	\$ 536,103	\$ 71,035
3,144	Tulare	Visalia Superior Court	C3020-Floor Finishes	\$ 543,756	\$ 543,756	\$ -
3,145	Solano	Hall of Justice	C3020-Floor Finishes	\$ 754,446	\$ 549,388	\$ 205,058
3,146	San Bernardino	Rancho Cucamonga Courthouse	C3020-Floor Finishes	\$ 738,793	\$ 561,852	\$ 176,941
3,147	San Bernardino	Rancho Cucamonga Courthouse	C3020-Floor Finishes	\$ 738,793	\$ 561,852	\$ 176,941
3,148	Imperial	Imperial County Courthouse	C3020-Floor Finishes	\$ 565,190	\$ 565,190	\$ -
3,149	Santa Barbara	Santa Maria Courts Bldgs C + D	C3020-Floor Finishes	\$ 567,811	\$ 567,811	\$ -
3,150	Kern	Arvin/ Lamont Branch	C3020-Floor Finishes	\$ 939,567	\$ 572,290	\$ 367,277
3,151	San Diego	North County Regional Center - North	C3020-Floor Finishes	\$ 577,814	\$ 577,814	\$ -
3,152	Los Angeles	West Covina Courthouse	C3020-Floor Finishes	\$ 713,191	\$ 592,020	\$ 121,171
3,153	Santa Barbara	Santa Maria Courts, Bldg G	C3020-Floor Finishes	\$ 623,764	\$ 601,870	\$ 21,894
3,154	Los Angeles	Torrance Courthouse	C3020-Floor Finishes	\$ 739,563	\$ 629,664	\$ 109,899
3,155	Solano	Hall of Justice	C3020-Floor Finishes	\$ 896,973	\$ 653,176	\$ 243,797
3,156	Los Angeles	Stanley Mosk Courthouse	C3020-Floor Finishes	\$ 679,433	\$ 660,817	\$ 18,616

Line #	County	Facility Name	Project System Targeted for Renewal	Project Rough Order of Magnitude	Judicial Branch Share of Cost	County Share of Cost
3,157	San Bernardino	Victorville Courthouse-Dept. N-1	C3020-Floor Finishes	\$ 682,180	\$ 682,180	\$ -
3,158	Riverside	Hall of Justice	C3020-Floor Finishes	\$ 684,443	\$ 684,443	\$ -
3,159	Los Angeles	Edmund D. Edelman Children's Court	C3020-Floor Finishes	\$ 987,275	\$ 690,994	\$ 296,281
3,160	Los Angeles	Pasadena Courthouse	C3020-Floor Finishes	\$ 997,908	\$ 692,049	\$ 305,859
3,161	Los Angeles	Compton Courthouse	C3020-Floor Finishes	\$ 697,950	\$ 697,950	\$ -
3,162	Los Angeles	Alhambra Courthouse	C3020-Floor Finishes	\$ 814,646	\$ 700,596	\$ 114,050
3,163	San Diego	South County Regional Center	C3020-Floor Finishes	\$ 720,875	\$ 720,875	\$ -
3,164	San Bernardino	Barstow Courthouse	C3020-Floor Finishes	\$ 932,447	\$ 726,656	\$ 205,791
3,165	Orange	Central Justice Center	C3020-Floor Finishes	\$ 741,600	\$ 741,600	\$ -
3,166	Los Angeles	Compton Courthouse	C3020-Floor Finishes	\$ 744,480	\$ 744,480	\$ -
3,167	Los Angeles	Stanley Mosk Courthouse	C3020-Floor Finishes	\$ 786,382	\$ 764,835	\$ 21,547
3,168	Los Angeles	San Fernando Courthouse	C3020-Floor Finishes	\$ 770,279	\$ 770,279	\$ -
3,169	Sonoma	Hall of Justice	C3020-Floor Finishes	\$ 1,336,430	\$ 793,839	\$ 542,591
3,170	San Diego	Kearny Mesa Traffic Court KM3 Trailer	C3020-Floor Finishes	\$ 825,633	\$ 825,633	\$ -
3,171	Santa Clara	Downtown Superior Court	C3020-Floor Finishes	\$ 831,600	\$ 831,600	\$ -
3,172	Sacramento	Carol Miller Justice Center Court Facility	C3020-Floor Finishes	\$ 853,914	\$ 853,914	\$ -
3,173	Sacramento	Gordon Schaber Sacramento Superior Court	C3020-Floor Finishes	\$ 858,330	\$ 858,330	\$ -
3,174	Riverside	Larson Justice Center	C3020-Floor Finishes	\$ 883,921	\$ 860,851	\$ 23,070
3,175	Los Angeles	Pomona Courthouse South	C3020-Floor Finishes	\$ 968,143	\$ 882,366	\$ 85,777
3,176	Los Angeles	Clara Shortridge Foltz Criminal Justice Center	C3020-Floor Finishes	\$ 1,314,950	\$ 904,554	\$ 410,396
3,177	Fresno	B.F. Sisk Courthouse	C3020-Floor Finishes	\$ 918,245	\$ 918,245	\$ -
3,178	Los Angeles	Clara Shortridge Foltz Criminal Justice Center	C3020-Floor Finishes	\$ 1,360,788	\$ 936,086	\$ 424,702
3,179	San Bernardino	Chino Courthouse	C3020-Floor Finishes	\$ 939,199	\$ 939,199	\$ -
3,180	Orange	West Justice Center	C3020-Floor Finishes	\$ 980,050	\$ 980,050	\$ -
3,181	Los Angeles	Downey Courthouse	C3020-Floor Finishes	\$ 1,190,971	\$ 996,843	\$ 194,128
3,182	Orange	Harbor Justice Center-Newport Beach Facility	C3020-Floor Finishes	\$ 1,008,875	\$ 1,008,875	\$ -
3,183	San Diego	Hall of Justice	C3020-Floor Finishes	\$ 1,011,170	\$ 1,011,170	\$ -
3,184	Los Angeles	Van Nuys Courthouse West	C3020-Floor Finishes	\$ 1,292,519	\$ 1,040,219	\$ 252,300
3,185	Los Angeles	Stanley Mosk Courthouse	C3020-Floor Finishes	\$ 1,076,526	\$ 1,047,029	\$ 29,497
3,186	Fresno	Fresno County Courthouse	C3020-Floor Finishes	\$ 1,066,032	\$ 1,066,032	\$ -



Line #	County	Facility Name	Project System Targeted for Renewal	Project Rough Order of Magnitude	Judicial Branch Share of Cost	County Share of Cost
3,187	Los Angeles	Downey Courthouse	C3020-Floor Finishes	\$ 1,348,677	\$ 1,128,843	\$ 219,834
3,188	San Bernardino	Barstow Courthouse	C3020-Floor Finishes	\$ 1,140,553	\$ 1,140,553	\$ -
3,189	Los Angeles	Airport Courthouse	C3020-Floor Finishes	\$ 1,519,632	\$ 1,172,700	\$ 346,932
3,190	San Bernardino	Chino Courthouse	C3020-Floor Finishes	\$ 1,284,158	\$ 1,284,158	\$ -
3,191	Los Angeles	Stanley Mosk Courthouse	C3020-Floor Finishes	\$ 1,360,269	\$ 1,322,998	\$ 37,271
3,192	Sacramento	Gordon Schaber Sacramento Superior Court	C3020-Floor Finishes	\$ 1,348,677	\$ 1,348,677	\$ -
3,193	San Diego	North County Regional Center - South	C3020-Floor Finishes	\$ 1,351,931	\$ 1,351,931	\$ -
3,194	Los Angeles	Chatsworth Courthouse	C3020-Floor Finishes	\$ 1,681,546	\$ 1,409,136	\$ 272,410
3,195	Santa Clara	Hall of Justice (East)	C3020-Floor Finishes	\$ 1,423,818	\$ 1,423,818	\$ -
3,196	Alameda	Wiley W. Manuel Courthouse	C3020-Floor Finishes	\$ 1,499,890	\$ 1,499,890	\$ -
3,197	Los Angeles	Van Nuys Courthouse East	C3020-Floor Finishes	\$ 1,763,915	\$ 1,582,937	\$ 180,978
3,198	Los Angeles	Norwalk Courthouse	C3020-Floor Finishes	\$ 1,922,847	\$ 1,634,997	\$ 287,850
3,199	Riverside	Southwest Justice Center	C3020-Floor Finishes	\$ 2,146,815	\$ 1,640,167	\$ 506,648
3,200	Los Angeles	Pomona Courthouse South	C3020-Floor Finishes	\$ 1,967,714	\$ 1,793,375	\$ 174,339
3,201	Los Angeles	Clara Shortridge Foltz Criminal Justice Center	C3020-Floor Finishes	\$ 2,971,673	\$ 2,044,214	\$ 927,459
3,202	Sacramento	Gordon Schaber Sacramento Superior Court	C3020-Floor Finishes	\$ 2,093,731	\$ 2,093,731	\$ -
3,203	Los Angeles	West Covina Courthouse	C3020-Floor Finishes	\$ 2,157,773	\$ 2,157,773	\$ -
3,204	Los Angeles	Metropolitan Courthouse	C3020-Floor Finishes	\$ 2,538,194	\$ 2,399,609	\$ 138,585
3,205	Orange	Central Justice Center	C3020-Floor Finishes	\$ 2,730,650	\$ 2,489,534	\$ 241,116
3,206	Los Angeles	West Covina Courthouse	C3020-Floor Finishes	\$ 2,521,255	\$ 2,521,255	\$ -
3,207	Orange	Betty Lou Lamoreaux Justice Center	C3020-Floor Finishes	\$ 2,594,250	\$ 2,594,250	\$ -
3,208	Riverside	Hall of Justice	C3020-Floor Finishes	\$ 3,435,765	\$ 3,435,765	\$ -
3,209	Orange	Central Justice Center	C3020-Floor Finishes	\$ 4,323,750	\$ 4,323,750	\$ -
3,210	San Bernardino	Victorville Courthouse-Dept. N-1	C3020-Floor Finishes	\$ 4,323,750	\$ 4,323,750	\$ -
3,211	San Francisco	Civic Center Courthouse	C3020-Floor Finishes	\$ 5,692,652	\$ 5,692,652	\$ -
3,212	Riverside	Hall of Justice	C3020-Floor Finishes	\$ 6,477,577	\$ 6,477,577	\$ -
3,213	Santa Barbara	Santa Barbara Juvenile Court	C3020-Floor Finishes	\$ 14,849,499	\$ 14,849,499	\$ -
3,214	Santa Barbara	Santa Maria Courts Bldgs C + D	C3024-Flooring	\$ 15,757	\$ 15,757	\$ -
3,215	Santa Barbara	Santa Maria Courts Bldgs C + D	C3024-Flooring	\$ 17,669	\$ 17,669	\$ -
3,216	Los Angeles	Hall of Records	C3030-Ceiling Finishes	\$ 1,579	\$ 167	\$ 1,412
3,217	San Bernardino	Joshua Tree Courthouse	C3030-Ceiling Finishes	\$ 1,034	\$ 350	\$ 684
3,218	San Francisco	Hall of Justice	C3030-Ceiling Finishes	\$ 1,985	\$ 462	\$ 1,523

Line #	County	Facility Name	Project System Targeted for Renewal	Project Rough Order of Magnitude	Judicial Branch Share of Cost	County Share of Cost
3,219	San Bernardino	Joshua Tree Courthouse	C3030-Ceiling Finishes	\$ 2,067	\$ 699	\$ 1,368
3,220	San Francisco	Hall of Justice	C3030-Ceiling Finishes	\$ 5,883	\$ 1,368	\$ 4,515
3,221	San Bernardino	Joshua Tree Courthouse	C3030-Ceiling Finishes	\$ 4,134	\$ 1,399	\$ 2,735
3,222	Los Angeles	David M. Kenyon Juvenile Justice Center	C3030-Ceiling Finishes	\$ 3,522	\$ 1,432	\$ 2,090
3,223	Los Angeles	Hall of Records	C3030-Ceiling Finishes	\$ 14,162	\$ 1,500	\$ 12,662
3,224	Los Angeles	Inglewood Juvenile Court	C3030-Ceiling Finishes	\$ 2,014	\$ 1,627	\$ 387
3,225	Los Angeles	Monrovia Training Center	C3030-Ceiling Finishes	\$ 2,365	\$ 1,662	\$ 703
3,226	San Diego	South County Regional Center	C3030-Ceiling Finishes	\$ 5,845	\$ 2,095	\$ 3,750
3,227	Los Angeles	Burbank Courthouse	C3030-Ceiling Finishes	\$ 2,478	\$ 2,249	\$ 229
3,228	Los Angeles	Van Nuys Courthouse West	C3030-Ceiling Finishes	\$ 2,895	\$ 2,330	\$ 565
3,229	Kern	Delano/North Kern Court	C3030-Ceiling Finishes	\$ 2,954	\$ 2,382	\$ 572
3,230	Kern	Arvin/ Lamont Branch	C3030-Ceiling Finishes	\$ 4,029	\$ 2,454	\$ 1,575
3,231	Los Angeles	Hall of Records	C3030-Ceiling Finishes	\$ 23,344	\$ 2,472	\$ 20,872
3,232	Riverside	Blythe Courthouse - Superior Court	C3030-Ceiling Finishes	\$ 2,671	\$ 2,671	\$ -
3,233	Contra Costa	Jail Annex	C3030-Ceiling Finishes	\$ 45,762	\$ 2,723	\$ 43,039
3,234	Kern	Delano/North Kern Court	C3030-Ceiling Finishes	\$ 3,447	\$ 2,780	\$ 667
3,235	Los Angeles	Hollywood Courthouse	C3030-Ceiling Finishes	\$ 3,102	\$ 2,826	\$ 276
3,236	San Bernardino	Barstow Courthouse	C3030-Ceiling Finishes	\$ 3,849	\$ 3,000	\$ 849
3,237	Contra Costa	Jail Annex	C3030-Ceiling Finishes	\$ 51,240	\$ 3,049	\$ 48,191
3,238	Los Angeles	Van Nuys Courthouse West	C3030-Ceiling Finishes	\$ 3,806	\$ 3,063	\$ 743
3,239	Los Angeles	Metropolitan Courthouse	C3030-Ceiling Finishes	\$ 3,682	\$ 3,481	\$ 201
3,240	Los Angeles	Monrovia Training Center	C3030-Ceiling Finishes	\$ 5,097	\$ 3,583	\$ 1,514
3,241	Los Angeles	Whittier Courthouse	C3030-Ceiling Finishes	\$ 4,633	\$ 4,004	\$ 629
3,242	Contra Costa	Jail Annex	C3030-Ceiling Finishes	\$ 68,112	\$ 4,053	\$ 64,059
3,243	San Francisco	Polk St. Annex	C3030-Ceiling Finishes	\$ 4,210	\$ 4,210	\$ -
3,244	Sonoma	Main Adult Detention Facility	C3030-Ceiling Finishes	\$ 108,979	\$ 4,468	\$ 104,511
3,245	Los Angeles	Malibu Courthouse	C3030-Ceiling Finishes	\$ 12,480	\$ 4,740	\$ 7,740
3,246	Sutter	Courthouse West	C3030-Ceiling Finishes	\$ 5,815	\$ 4,797	\$ 1,018
3,247	Los Angeles	Pomona Courthouse North	C3030-Ceiling Finishes	\$ 5,045	\$ 4,856	\$ 189
3,248	Los Angeles	Edmund D. Edelman Children's Court	C3030-Ceiling Finishes	\$ 6,942	\$ 4,859	\$ 2,083
3,249	Kern	Bakersfield Superior Court	C3030-Ceiling Finishes	\$ 7,805	\$ 4,878	\$ 2,927
3,250	Kern	Shafter/Wasco Courts Bldg.	C3030-Ceiling Finishes	\$ 5,439	\$ 4,892	\$ 547
3,251	Los Angeles	Van Nuys Courthouse West	C3030-Ceiling Finishes	\$ 6,935	\$ 5,581	\$ 1,354
3,252	Los Angeles	Pomona Courthouse South	C3030-Ceiling Finishes	\$ 6,178	\$ 5,631	\$ 547
3,253	Sonoma	Main Adult Detention Facility	C3030-Ceiling Finishes	\$ 138,666	\$ 5,685	\$ 132,981

Line #	County	Facility Name	Project System Targeted for Renewal	Project Rough Order of Magnitude	Judicial Branch Share of Cost	County Share of Cost
3,254	Los Angeles	Pomona Courthouse North	C3030-Ceiling Finishes	\$ 6,193	\$ 6,193	\$ -
3,255	Riverside	Palm Springs Courts	C3030-Ceiling Finishes	\$ 15,946	\$ 6,476	\$ 9,470
3,256	San Diego	South County Regional Center	C3030-Ceiling Finishes	\$ 19,008	\$ 6,812	\$ 12,196
3,257	San Diego	Trailer - Storage A	C3030-Ceiling Finishes	\$ 6,843	\$ 6,843	\$ -
3,258	Los Angeles	Santa Clarita Courthouse	C3030-Ceiling Finishes	\$ 8,223	\$ 7,268	\$ 955
3,259	Los Angeles	Santa Monica Courthouse	C3030-Ceiling Finishes	\$ 9,610	\$ 7,543	\$ 2,067
3,260	Los Angeles	West Covina Courthouse	C3030-Ceiling Finishes	\$ 9,369	\$ 7,777	\$ 1,592
3,261	Los Angeles	West Covina Courthouse	C3030-Ceiling Finishes	\$ 9,678	\$ 8,034	\$ 1,644
3,262	Los Angeles	Pomona Courthouse North	C3030-Ceiling Finishes	\$ 8,391	\$ 8,076	\$ 315
3,263	Los Angeles	Downey Courthouse	C3030-Ceiling Finishes	\$ 11,120	\$ 9,307	\$ 1,813
3,264	Los Angeles	Beverly Hills Courthouse	C3030-Ceiling Finishes	\$ 11,942	\$ 9,496	\$ 2,446
3,265	Riverside	Palm Springs Courts	C3030-Ceiling Finishes	\$ 23,918	\$ 9,713	\$ 14,205
3,266	San Mateo	Northern Branch Courthouse	C3030-Ceiling Finishes	\$ 9,924	\$ 9,924	\$ -
3,267	Los Angeles	Pasadena Courthouse	C3030-Ceiling Finishes	\$ 14,343	\$ 9,947	\$ 4,396
3,268	Santa Barbara	Santa Maria Courts, Bldgs. A + B	C3030-Ceiling Finishes	\$ 45,510	\$ 10,481	\$ 35,029
3,269	Los Angeles	David M. Kenyon Juvenile Justice Center	C3030-Ceiling Finishes	\$ 26,198	\$ 10,652	\$ 15,546
3,270	Sutter	Courthouse West	C3030-Ceiling Finishes	\$ 13,005	\$ 10,729	\$ 2,276
3,271	Los Angeles	El Monte Courthouse	C3030-Ceiling Finishes	\$ 18,894	\$ 10,981	\$ 7,913
3,272	Tulare	Tulare Division	C3030-Ceiling Finishes	\$ 15,893	\$ 11,125	\$ 4,768
3,273	Los Angeles	Sylmar Juvenile Court	C3030-Ceiling Finishes	\$ 32,501	\$ 11,151	\$ 21,350
3,274	Kings	Avenal Court	C3030-Ceiling Finishes	\$ 11,352	\$ 11,352	\$ -
3,275	Orange	Civil Complex Center ("CXC")	C3030-Ceiling Finishes	\$ 11,505	\$ 11,505	\$ -
3,276	Los Angeles	Sylmar Juvenile Court	C3030-Ceiling Finishes	\$ 34,258	\$ 11,754	\$ 22,504
3,277	Los Angeles	Stanley Mosk Courthouse	C3030-Ceiling Finishes	\$ 12,527	\$ 12,184	\$ 343
3,278	Santa Barbara	Santa Maria Courts, Bldg F	C3030-Ceiling Finishes	\$ 12,249	\$ 12,249	\$ -
3,279	San Mateo	Central Branch	C3030-Ceiling Finishes	\$ 12,624	\$ 12,624	\$ -
3,280	Los Angeles	Inglewood Courthouse	C3030-Ceiling Finishes	\$ 17,122	\$ 12,766	\$ 4,356
3,281	Kern	Arvin/ Lamont Branch	C3030-Ceiling Finishes	\$ 12,970	\$ 12,970	\$ -
3,282	Alameda	Fremont Hall of Justice	C3030-Ceiling Finishes	\$ 13,103	\$ 13,103	\$ -
3,283	Riverside	Corona	C3030-Ceiling Finishes	\$ 24,805	\$ 13,402	\$ 11,403
3,284	Kern	Bakersfield Juvenile Center	C3030-Ceiling Finishes	\$ 13,439	\$ 13,439	\$ -
3,285	Solano	Solano Justice Building	C3030-Ceiling Finishes	\$ 17,662	\$ 13,441	\$ 4,221
3,286	El Dorado	Cameron Park	C3030-Ceiling Finishes	\$ 13,955	\$ 13,955	\$ -
3,287	El Dorado	Main St. Courthouse	C3030-Ceiling Finishes	\$ 13,955	\$ 13,955	\$ -
3,288	Los Angeles	Los Padrinos Juvenile Court	C3030-Ceiling Finishes	\$ 50,216	\$ 14,723	\$ 35,493

Line #	County	Facility Name	Project System Targeted for Renewal	Project Rough Order of Magnitude	Judicial Branch Share of Cost	County Share of Cost
3,289	Contra Costa	George D. Carroll Courthouse	C3030-Ceiling Finishes	\$ 19,508	\$ 15,060	\$ 4,448
3,290	Lake	Lakeport Court Facility	C3030-Ceiling Finishes	\$ 50,424	\$ 15,127	\$ 35,297
3,291	Solano	Solano Justice Building	C3030-Ceiling Finishes	\$ 19,882	\$ 15,130	\$ 4,752
3,292	San Diego	Kearny Mesa Traffic Court KM3 Trailer	C3030-Ceiling Finishes	\$ 15,431	\$ 15,431	\$ -
3,293	San Diego	Kearny Mesa Traffic Court KM4 Trailer	C3030-Ceiling Finishes	\$ 15,431	\$ 15,431	\$ -
3,294	San Diego	Kearny Mesa Traffic Court KM5 & KM6 Trailer	C3030-Ceiling Finishes	\$ 15,431	\$ 15,431	\$ -
3,295	San Diego	Trailer - Family Support	C3030-Ceiling Finishes	\$ 15,431	\$ 15,431	\$ -
3,296	Los Angeles	Pasadena Courthouse	C3030-Ceiling Finishes	\$ 22,648	\$ 15,706	\$ 6,942
3,297	Los Angeles	Santa Monica Courthouse	C3030-Ceiling Finishes	\$ 20,417	\$ 16,025	\$ 4,392
3,298	Kern	Bakersfield Justice Bldg.	C3030-Ceiling Finishes	\$ 31,726	\$ 16,206	\$ 15,520
3,299	Los Angeles	Burbank Courthouse	C3030-Ceiling Finishes	\$ 17,856	\$ 16,206	\$ 1,650
3,300	Tulare	Visalia Superior Court	C3030-Ceiling Finishes	\$ 52,272	\$ 16,900	\$ 35,372
3,301	Los Angeles	Monrovia Training Center	C3030-Ceiling Finishes	\$ 24,299	\$ 17,080	\$ 7,219
3,302	Imperial	Imperial County Courthouse	C3030-Ceiling Finishes	\$ 17,260	\$ 17,260	\$ -
3,303	Los Angeles	Bellflower Courthouse	C3030-Ceiling Finishes	\$ 22,651	\$ 17,654	\$ 4,997
3,304	Los Angeles	Beverly Hills Courthouse	C3030-Ceiling Finishes	\$ 22,230	\$ 17,677	\$ 4,553
3,305	Los Angeles	Santa Monica Courthouse	C3030-Ceiling Finishes	\$ 22,659	\$ 17,785	\$ 4,874
3,306	Santa Barbara	Figuroa Division	C3030-Ceiling Finishes	\$ 17,810	\$ 17,810	\$ -
3,307	San Mateo	Northern Branch Courthouse	C3030-Ceiling Finishes	\$ 21,630	\$ 17,998	\$ 3,632
3,308	Santa Barbara	Santa Maria Courts, Bldgs. A + B	C3030-Ceiling Finishes	\$ 18,020	\$ 18,020	\$ -
3,309	Imperial	Imperial County Courthouse	C3030-Ceiling Finishes	\$ 18,583	\$ 18,583	\$ -
3,310	Los Angeles	Santa Monica Courthouse	C3030-Ceiling Finishes	\$ 23,728	\$ 18,624	\$ 5,104
3,311	Kern	Delano/North Kern Court	C3030-Ceiling Finishes	\$ 23,633	\$ 19,058	\$ 4,575
3,312	Los Angeles	Beverly Hills Courthouse	C3030-Ceiling Finishes	\$ 24,297	\$ 19,321	\$ 4,976
3,313	Santa Barbara	Santa Maria Courts Bldgs C + D	C3030-Ceiling Finishes	\$ 19,459	\$ 19,459	\$ -
3,314	Kern	Bakersfield Juvenile Center	C3030-Ceiling Finishes	\$ 29,208	\$ 19,499	\$ 9,709
3,315	Nevada	Nevada City Courthouse Annex	C3030-Ceiling Finishes	\$ 46,517	\$ 19,867	\$ 26,650
3,316	Los Angeles	West Covina Courthouse	C3030-Ceiling Finishes	\$ 19,880	\$ 19,880	\$ -
3,317	Los Angeles	Santa Monica Courthouse	C3030-Ceiling Finishes	\$ 25,475	\$ 19,995	\$ 5,480
3,318	Los Angeles	Alhambra Courthouse	C3030-Ceiling Finishes	\$ 23,503	\$ 20,213	\$ 3,290
3,319	Riverside	Blythe Courthouse - Superior Court	C3030-Ceiling Finishes	\$ 20,259	\$ 20,259	\$ -
3,320	Alameda	Wiley W. Manuel Courthouse	C3030-Ceiling Finishes	\$ 24,265	\$ 20,334	\$ 3,931
3,321	Los Angeles	West Covina Courthouse	C3030-Ceiling Finishes	\$ 24,504	\$ 20,341	\$ 4,163

Line #	County	Facility Name	Project System Targeted for Renewal	Project Rough Order of Magnitude	Judicial Branch Share of Cost	County Share of Cost
3,322	Riverside	Blythe Courthouse - Superior Court	C3030-Ceiling Finishes	\$ 20,586	\$ 20,586	\$ -
3,323	Los Angeles	Whittier Courthouse	C3030-Ceiling Finishes	\$ 23,938	\$ 20,690	\$ 3,248
3,324	Kings	Avenal Court	C3030-Ceiling Finishes	\$ 20,724	\$ 20,724	\$ -
3,325	Kern	Taft Courts Bldg.	C3030-Ceiling Finishes	\$ 20,944	\$ 20,944	\$ -
3,326	Los Angeles	Central Arraignment Courts	C3030-Ceiling Finishes	\$ 23,404	\$ 21,117	\$ 2,287
3,327	San Diego	Kearny Mesa Court	C3030-Ceiling Finishes	\$ 22,044	\$ 22,044	\$ -
3,328	Riverside	Palm Springs Courts	C3030-Ceiling Finishes	\$ 22,081	\$ 22,081	\$ -
3,329	San Mateo	Hall of Justice	C3030-Ceiling Finishes	\$ 22,329	\$ 22,329	\$ -
3,330	Tulare	Visalia Superior Court	C3030-Ceiling Finishes	\$ 69,696	\$ 22,533	\$ 47,163
3,331	Los Angeles	Santa Monica Courthouse	C3030-Ceiling Finishes	\$ 28,809	\$ 22,612	\$ 6,197
3,332	Kern	Arvin/ Lamont Branch	C3030-Ceiling Finishes	\$ 37,265	\$ 22,698	\$ 14,567
3,333	Los Angeles	Whittier Courthouse	C3030-Ceiling Finishes	\$ 26,770	\$ 23,137	\$ 3,633
3,334	Los Angeles	Hall of Records	C3030-Ceiling Finishes	\$ 219,264	\$ 23,220	\$ 196,044
3,335	Kern	Taft Courts Bldg.	C3030-Ceiling Finishes	\$ 23,702	\$ 23,702	\$ -
3,336	Los Angeles	Hollywood Courthouse	C3030-Ceiling Finishes	\$ 26,060	\$ 23,738	\$ 2,322
3,337	Solano	Law And Justice Center	C3030-Ceiling Finishes	\$ 187,609	\$ 23,770	\$ 163,839
3,338	Alameda	Hayward Hall of Justice	C3030-Ceiling Finishes	\$ 23,825	\$ 23,825	\$ -
3,339	Kern	Shafter/Wasco Courts Bldg.	C3030-Ceiling Finishes	\$ 26,532	\$ 23,866	\$ 2,666
3,340	Los Angeles	East Los Angeles Courthouse	C3030-Ceiling Finishes	\$ 31,205	\$ 24,253	\$ 6,952
3,341	Alameda	Wiley W. Manuel Courthouse	C3030-Ceiling Finishes	\$ 24,279	\$ 24,279	\$ -
3,342	Contra Costa	Walnut Creek Courthouse	C3030-Ceiling Finishes	\$ 24,330	\$ 24,330	\$ -
3,343	Los Angeles	West Covina Courthouse	C3030-Ceiling Finishes	\$ 29,499	\$ 24,487	\$ 5,012
3,344	Los Angeles	Inglewood Courthouse	C3030-Ceiling Finishes	\$ 33,236	\$ 24,781	\$ 8,455
3,345	Riverside	Hemet	C3030-Ceiling Finishes	\$ 24,805	\$ 24,805	\$ -
3,346	Kern	Bakersfield Superior Court	C3030-Ceiling Finishes	\$ 40,286	\$ 25,179	\$ 15,107
3,347	Los Angeles	Santa Clarita Courthouse	C3030-Ceiling Finishes	\$ 30,556	\$ 27,008	\$ 3,548
3,348	Mendocino	County Courthouse	C3030-Ceiling Finishes	\$ 40,316	\$ 27,262	\$ 13,054
3,349	Los Angeles	Stanley Mosk Courthouse	C3030-Ceiling Finishes	\$ 28,738	\$ 27,951	\$ 787
3,350	Orange	Harbor Justice Center-Newport Beach Facility	C3030-Ceiling Finishes	\$ 28,200	\$ 28,200	\$ -
3,351	San Joaquin	Lodi Branch- Dept. 2	C3030-Ceiling Finishes	\$ 28,683	\$ 28,683	\$ -
3,352	Imperial	Imperial County Courthouse	C3030-Ceiling Finishes	\$ 28,760	\$ 28,760	\$ -
3,353	San Mateo	Central Branch	C3030-Ceiling Finishes	\$ 28,787	\$ 28,787	\$ -
3,354	Santa Barbara	Santa Barbara Juvenile Court	C3030-Ceiling Finishes	\$ 29,006	\$ 29,006	\$ -
3,355	San Mateo	Hall of Justice	C3030-Ceiling Finishes	\$ 29,070	\$ 29,070	\$ -
3,356	Los Angeles	Beverly Hills Courthouse	C3030-Ceiling Finishes	\$ 37,274	\$ 29,640	\$ 7,634

Line #	County	Facility Name	Project System Targeted for Renewal	Project Rough Order of Magnitude	Judicial Branch Share of Cost	County Share of Cost
3,357	Napa	Historic Courthouse	C3030-Ceiling Finishes	\$ 29,679	\$ 29,679	\$ -
3,358	Los Angeles	Hollywood Courthouse	C3030-Ceiling Finishes	\$ 32,947	\$ 30,011	\$ 2,936
3,359	Los Angeles	Torrance Courthouse	C3030-Ceiling Finishes	\$ 35,719	\$ 30,411	\$ 5,308
3,360	Contra Costa	Walnut Creek Courthouse	C3030-Ceiling Finishes	\$ 30,508	\$ 30,508	\$ -
3,361	Kings	Corcoran Court	C3030-Ceiling Finishes	\$ 31,086	\$ 31,086	\$ -
3,362	Santa Barbara	Santa Maria Courts Bldgs C + D	C3030-Ceiling Finishes	\$ 31,330	\$ 31,330	\$ -
3,363	Riverside	Palm Springs Courts	C3030-Ceiling Finishes	\$ 31,422	\$ 31,422	\$ -
3,364	Kern	Shafter/Wasco Courts Bldg.	C3030-Ceiling Finishes	\$ 31,520	\$ 31,520	\$ -
3,365	Los Angeles	Beverly Hills Courthouse	C3030-Ceiling Finishes	\$ 39,893	\$ 31,723	\$ 8,170
3,366	Contra Costa	Concord Courthouse	C3030-Ceiling Finishes	\$ 31,779	\$ 31,779	\$ -
3,367	Shasta	Main Courthouse	C3030-Ceiling Finishes	\$ 45,778	\$ 31,912	\$ 13,866
3,368	Los Angeles	Metropolitan Courthouse	C3030-Ceiling Finishes	\$ 34,102	\$ 32,240	\$ 1,862
3,369	Los Angeles	Downey Courthouse	C3030-Ceiling Finishes	\$ 38,970	\$ 32,618	\$ 6,352
3,370	Los Angeles	Whittier Courthouse	C3030-Ceiling Finishes	\$ 37,927	\$ 32,780	\$ 5,147
3,371	San Francisco	Hall of Justice	C3030-Ceiling Finishes	\$ 33,080	\$ 33,080	\$ -
3,372	Kern	Taft Courts Bldg.	C3030-Ceiling Finishes	\$ 33,480	\$ 33,480	\$ -
3,373	Merced	Old Court	C3030-Ceiling Finishes	\$ 33,548	\$ 33,548	\$ -
3,374	Stanislaus	Hall of Records	C3030-Ceiling Finishes	\$ 71,755	\$ 33,560	\$ 38,195
3,375	San Bernardino	Victorville Courthouse-Dept. N-1	C3030-Ceiling Finishes	\$ 52,840	\$ 33,950	\$ 18,890
3,376	Los Angeles	Burbank Courthouse	C3030-Ceiling Finishes	\$ 37,615	\$ 34,139	\$ 3,476
3,377	San Luis Obispo	Courthouse Annex	C3030-Ceiling Finishes	\$ 69,023	\$ 34,332	\$ 34,691
3,378	Los Angeles	El Monte Courthouse	C3030-Ceiling Finishes	\$ 59,840	\$ 34,779	\$ 25,061
3,379	Kings	Corcoran Court	C3030-Ceiling Finishes	\$ 39,732	\$ 34,805	\$ 4,927
3,380	Los Angeles	Inglewood Juvenile Court	C3030-Ceiling Finishes	\$ 43,106	\$ 34,821	\$ 8,285
3,381	Los Angeles	Pasadena Courthouse	C3030-Ceiling Finishes	\$ 50,447	\$ 34,985	\$ 15,462
3,382	Del Norte	Del Norte County Superior Court	C3030-Ceiling Finishes	\$ 57,895	\$ 35,472	\$ 22,423
3,383	Los Angeles	Santa Clarita Courthouse	C3030-Ceiling Finishes	\$ 40,342	\$ 35,658	\$ 4,684
3,384	San Mateo	Hall of Justice	C3030-Ceiling Finishes	\$ 36,057	\$ 36,057	\$ -
3,385	Sonoma	Hall of Justice	C3030-Ceiling Finishes	\$ 61,132	\$ 36,312	\$ 24,820
3,386	Los Angeles	Inglewood Courthouse	C3030-Ceiling Finishes	\$ 48,948	\$ 36,496	\$ 12,452
3,387	Los Angeles	Central Arraignment Courts	C3030-Ceiling Finishes	\$ 41,184	\$ 37,160	\$ 4,024
3,388	Los Angeles	Beverly Hills Courthouse	C3030-Ceiling Finishes	\$ 46,738	\$ 37,166	\$ 9,572
3,389	Los Angeles	Beverly Hills Courthouse	C3030-Ceiling Finishes	\$ 46,943	\$ 37,329	\$ 9,614
3,390	Los Angeles	Santa Monica Courthouse	C3030-Ceiling Finishes	\$ 48,235	\$ 37,860	\$ 10,375
3,391	El Dorado	Bldg. C	C3030-Ceiling Finishes	\$ 186,067	\$ 38,516	\$ 147,551
3,392	Los Angeles	Stanley Mosk Courthouse	C3030-Ceiling Finishes	\$ 39,668	\$ 38,581	\$ 1,087



Line #	County	Facility Name	Project System Targeted for Renewal	Project Rough Order of Magnitude	Judicial Branch Share of Cost	County Share of Cost
3,393	Kern	Shafter/Wasco Courts Bldg.	C3030-Ceiling Finishes	\$ 43,308	\$ 38,956	\$ 4,352
3,394	Los Angeles	Norwalk Courthouse	C3030-Ceiling Finishes	\$ 46,807	\$ 39,800	\$ 7,007
3,395	Los Angeles	Eastlake Juvenile Court	C3030-Ceiling Finishes	\$ 72,751	\$ 39,853	\$ 32,898
3,396	San Francisco	Hall of Justice	C3030-Ceiling Finishes	\$ 40,230	\$ 40,230	\$ -
3,397	Siskiyou	Siskiyou County Courthouse	C3030-Ceiling Finishes	\$ 119,909	\$ 40,325	\$ 79,584
3,398	Nevada	Nevada City Courthouse	C3030-Ceiling Finishes	\$ 61,755	\$ 40,450	\$ 21,305
3,399	Los Angeles	Alfred J. McCartney Juvenile Justice Center	C3030-Ceiling Finishes	\$ 60,324	\$ 41,654	\$ 18,670
3,400	Los Angeles	Eastlake Juvenile Court	C3030-Ceiling Finishes	\$ 78,799	\$ 43,166	\$ 35,633
3,401	Kings	Avenal Court	C3030-Ceiling Finishes	\$ 43,473	\$ 43,473	\$ -
3,402	Riverside	Riverside Juvenile Court	C3030-Ceiling Finishes	\$ 89,021	\$ 43,923	\$ 45,098
3,403	San Luis Obispo	1070 Palm St.	C3030-Ceiling Finishes	\$ 44,682	\$ 44,682	\$ -
3,404	Los Angeles	Pomona Courthouse North	C3030-Ceiling Finishes	\$ 48,041	\$ 46,239	\$ 1,802
3,405	Los Angeles	Inglewood Juvenile Court	C3030-Ceiling Finishes	\$ 58,214	\$ 47,025	\$ 11,189
3,406	Santa Barbara	Santa Maria Courts Bldgs C + D	C3030-Ceiling Finishes	\$ 47,281	\$ 47,281	\$ -
3,407	Orange	North Justice Center	C3030-Ceiling Finishes	\$ 53,072	\$ 47,929	\$ 5,143
3,408	Los Angeles	Beverly Hills Courthouse	C3030-Ceiling Finishes	\$ 61,051	\$ 48,548	\$ 12,503
3,409	Los Angeles	Santa Clarita Courthouse	C3030-Ceiling Finishes	\$ 55,404	\$ 48,972	\$ 6,432
3,410	Los Angeles	Hollywood Courthouse	C3030-Ceiling Finishes	\$ 54,011	\$ 49,199	\$ 4,812
3,411	San Mateo	Traffic/ Small Claims Annex	C3030-Ceiling Finishes	\$ 49,620	\$ 49,620	\$ -
3,412	Solano	Solano Justice Building	C3030-Ceiling Finishes	\$ 49,706	\$ 49,706	\$ -
3,413	Santa Clara	Hall of Justice (West)	C3030-Ceiling Finishes	\$ 49,730	\$ 49,730	\$ -
3,414	San Mateo	Northern Branch Courthouse	C3030-Ceiling Finishes	\$ 60,371	\$ 50,235	\$ 10,136
3,415	Los Angeles	Metropolitan Courthouse	C3030-Ceiling Finishes	\$ 53,469	\$ 50,550	\$ 2,919
3,416	Napa	Criminal Court Building	C3030-Ceiling Finishes	\$ 50,865	\$ 50,865	\$ -
3,417	Los Angeles	Hollywood Courthouse	C3030-Ceiling Finishes	\$ 56,433	\$ 51,405	\$ 5,028
3,418	Los Angeles	Alhambra Courthouse	C3030-Ceiling Finishes	\$ 60,430	\$ 51,970	\$ 8,460
3,419	Los Angeles	Beverly Hills Courthouse	C3030-Ceiling Finishes	\$ 66,218	\$ 52,657	\$ 13,561
3,420	Kern	Bakersfield Juvenile Center	C3030-Ceiling Finishes	\$ 52,852	\$ 52,852	\$ -
3,421	Los Angeles	Alfred J. McCartney Juvenile Justice Center	C3030-Ceiling Finishes	\$ 78,487	\$ 54,195	\$ 24,292
3,422	Los Angeles	Compton Courthouse	C3030-Ceiling Finishes	\$ 83,377	\$ 55,137	\$ 28,240
3,423	Los Angeles	Monrovia Training Center	C3030-Ceiling Finishes	\$ 78,799	\$ 55,388	\$ 23,411
3,424	Tulare	Tulare Division	C3030-Ceiling Finishes	\$ 55,519	\$ 55,519	\$ -
3,425	Shasta	Main Courthouse	C3030-Ceiling Finishes	\$ 79,939	\$ 55,725	\$ 24,214
3,426	San Bernardino	Barstow Courthouse	C3030-Ceiling Finishes	\$ 56,216	\$ 56,216	\$ -

Line #	County	Facility Name	Project System Targeted for Renewal	Project Rough Order of Magnitude	Judicial Branch Share of Cost	County Share of Cost
3,427	Sonoma	Hall of Justice	C3030-Ceiling Finishes	\$ 94,723	\$ 56,265	\$ 38,458
3,428	Los Angeles	Michael D. Antonovich Antelope Valley Courthouse	C3030-Ceiling Finishes	\$ 78,012	\$ 57,347	\$ 20,665
3,429	San Diego	Kearny Mesa Court	C3030-Ceiling Finishes	\$ 57,366	\$ 57,366	\$ -
3,430	Los Angeles	Downey Courthouse	C3030-Ceiling Finishes	\$ 70,013	\$ 58,601	\$ 11,412
3,431	Los Angeles	Pomona Courthouse North	C3030-Ceiling Finishes	\$ 61,416	\$ 59,113	\$ 2,303
3,432	Sonoma	Hall of Justice	C3030-Ceiling Finishes	\$ 100,848	\$ 59,904	\$ 40,944
3,433	Kern	Bakersfield Juvenile Center	C3030-Ceiling Finishes	\$ 90,443	\$ 60,380	\$ 30,063
3,434	San Joaquin	Lodi Branch- Dept. 2	C3030-Ceiling Finishes	\$ 60,528	\$ 60,528	\$ -
3,435	Los Angeles	David M. Kenyon Juvenile Justice Center	C3030-Ceiling Finishes	\$ 148,884	\$ 60,536	\$ 88,348
3,436	San Luis Obispo	Courthouse Annex	C3030-Ceiling Finishes	\$ 122,126	\$ 60,745	\$ 61,381
3,437	San Luis Obispo	Courthouse Annex	C3030-Ceiling Finishes	\$ 122,126	\$ 60,745	\$ 61,381
3,438	Santa Barbara	Santa Maria Juvenile Court (New)	C3030-Ceiling Finishes	\$ 92,488	\$ 61,320	\$ 31,168
3,439	San Francisco	Polk St. Annex	C3030-Ceiling Finishes	\$ 61,797	\$ 61,797	\$ -
3,440	Los Angeles	Alhambra Courthouse	C3030-Ceiling Finishes	\$ 74,047	\$ 63,680	\$ 10,367
3,441	Los Angeles	Malibu Courthouse	C3030-Ceiling Finishes	\$ 168,600	\$ 64,034	\$ 104,566
3,442	Los Angeles	Bellflower Courthouse	C3030-Ceiling Finishes	\$ 82,728	\$ 64,478	\$ 18,250
3,443	Los Angeles	Van Nuys Courthouse East	C3030-Ceiling Finishes	\$ 72,217	\$ 64,808	\$ 7,409
3,444	El Dorado	Main St. Courthouse	C3030-Ceiling Finishes	\$ 65,023	\$ 65,023	\$ -
3,445	Los Angeles	Pomona Courthouse South	C3030-Ceiling Finishes	\$ 72,061	\$ 65,676	\$ 6,385
3,446	Riverside	Blythe Courthouse - Superior Court	C3030-Ceiling Finishes	\$ 67,433	\$ 67,433	\$ -
3,447	Santa Barbara	Santa Barbara Jury Assembly Bldg.	C3030-Ceiling Finishes	\$ 68,264	\$ 68,264	\$ -
3,448	Los Angeles	Pomona Courthouse North	C3030-Ceiling Finishes	\$ 69,755	\$ 69,755	\$ -
3,449	El Dorado	Johnson Bldg.	C3030-Ceiling Finishes	\$ 69,775	\$ 69,775	\$ -
3,450	Los Angeles	Torrance Courthouse	C3030-Ceiling Finishes	\$ 69,901	\$ 69,901	\$ -
3,451	Imperial	Imperial County Courthouse	C3030-Ceiling Finishes	\$ 70,330	\$ 70,330	\$ -
3,452	Los Angeles	Inglewood Juvenile Court	C3030-Ceiling Finishes	\$ 70,711	\$ 70,711	\$ -
3,453	San Diego	Juvenile Court	C3030-Ceiling Finishes	\$ 95,040	\$ 70,919	\$ 24,121
3,454	Kern	Delano/North Kern Court	C3030-Ceiling Finishes	\$ 90,594	\$ 73,055	\$ 17,539
3,455	Los Angeles	Burbank Courthouse	C3030-Ceiling Finishes	\$ 80,830	\$ 73,361	\$ 7,469
3,456	El Dorado	Cameron Park	C3030-Ceiling Finishes	\$ 74,061	\$ 74,061	\$ -
3,457	Santa Barbara	Santa Maria Courts Bldgs C + D	C3030-Ceiling Finishes	\$ 74,871	\$ 74,871	\$ -
3,458	Sonoma	Hall of Justice	C3030-Ceiling Finishes	\$ 126,060	\$ 74,880	\$ 51,180
3,459	Sonoma	Hall of Justice	C3030-Ceiling Finishes	\$ 126,060	\$ 74,880	\$ 51,180
3,460	Los Angeles	Bellflower Courthouse	C3030-Ceiling Finishes	\$ 96,081	\$ 74,886	\$ 21,195



Line #	County	Facility Name	Project System Targeted for Renewal	Project Rough Order of Magnitude	Judicial Branch Share of Cost	County Share of Cost
3,461	Contra Costa	Bray Courts	C3030-Ceiling Finishes	\$ 74,957	\$ 74,957	\$ -
3,462	Kern	Bakersfield Superior Court	C3030-Ceiling Finishes	\$ 121,061	\$ 75,663	\$ 45,398
3,463	Los Angeles	Van Nuys Courthouse East	C3030-Ceiling Finishes	\$ 84,346	\$ 75,692	\$ 8,654
3,464	Orange	West Justice Center	C3030-Ceiling Finishes	\$ 76,375	\$ 76,375	\$ -
3,465	Tulare	Visalia Superior Court	C3030-Ceiling Finishes	\$ 236,333	\$ 76,406	\$ 159,927
3,466	San Diego	South County Regional Center	C3030-Ceiling Finishes	\$ 77,838	\$ 77,838	\$ -
3,467	Butte	Chico Courthouse	C3030-Ceiling Finishes	\$ 77,995	\$ 77,995	\$ -
3,468	Fresno	B.F. Sisk Courthouse	C3030-Ceiling Finishes	\$ 78,012	\$ 78,012	\$ -
3,469	Santa Barbara	Figuroa Division	C3030-Ceiling Finishes	\$ 79,419	\$ 79,419	\$ -
3,470	Los Angeles	Malibu Courthouse	C3030-Ceiling Finishes	\$ 210,750	\$ 80,043	\$ 130,707
3,471	Los Angeles	Norwalk Courthouse	C3030-Ceiling Finishes	\$ 96,518	\$ 82,069	\$ 14,449
3,472	Los Angeles	Inglewood Courthouse	C3030-Ceiling Finishes	\$ 110,480	\$ 82,374	\$ 28,106
3,473	Alameda	Fremont Hall of Justice	C3030-Ceiling Finishes	\$ 104,072	\$ 82,633	\$ 21,439
3,474	Los Angeles	Clara Shortridge Foltz Criminal Justice Center	C3030-Ceiling Finishes	\$ 120,648	\$ 82,994	\$ 37,654
3,475	Santa Clara	Santa Clara Courthouse	C3030-Ceiling Finishes	\$ 83,897	\$ 83,897	\$ -
3,476	Los Angeles	Edmund D. Edelman Children's Court	C3030-Ceiling Finishes	\$ 120,396	\$ 84,265	\$ 36,131
3,477	San Mateo	Traffic/ Small Claims Annex	C3030-Ceiling Finishes	\$ 84,930	\$ 84,930	\$ -
3,478	San Diego	South County Regional Center	C3030-Ceiling Finishes	\$ 240,451	\$ 86,178	\$ 154,273
3,479	Kern	Bakersfield Superior Court	C3030-Ceiling Finishes	\$ 86,813	\$ 86,813	\$ -
3,480	Kern	Shafter/Wasco Courts Bldg.	C3030-Ceiling Finishes	\$ 88,086	\$ 88,086	\$ -
3,481	Los Angeles	San Fernando Courthouse	C3030-Ceiling Finishes	\$ 88,094	\$ 88,094	\$ -
3,482	San Diego	East County Regional Center	C3030-Ceiling Finishes	\$ 130,247	\$ 88,190	\$ 42,057
3,483	Los Angeles	Alhambra Courthouse	C3030-Ceiling Finishes	\$ 103,277	\$ 88,818	\$ 14,459
3,484	Kern	Arvin/ Lamont Branch	C3030-Ceiling Finishes	\$ 90,209	\$ 90,209	\$ -
3,485	Santa Barbara	Santa Maria Courts, Bldgs. A + B	C3030-Ceiling Finishes	\$ 91,413	\$ 91,413	\$ -
3,486	Riverside	Palm Springs Courts	C3030-Ceiling Finishes	\$ 229,997	\$ 93,402	\$ 136,595
3,487	Imperial	Imperial County Courthouse	C3030-Ceiling Finishes	\$ 94,028	\$ 94,028	\$ -
3,488	Los Angeles	Alhambra Courthouse	C3030-Ceiling Finishes	\$ 110,132	\$ 94,714	\$ 15,418
3,489	Lake	Lakeport Court Facility	C3030-Ceiling Finishes	\$ 94,723	\$ 94,723	\$ -
3,490	Los Angeles	Whittier Courthouse	C3030-Ceiling Finishes	\$ 95,032	\$ 95,032	\$ -
3,491	Los Angeles	West Covina Courthouse	C3030-Ceiling Finishes	\$ 96,068	\$ 96,068	\$ -
3,492	Los Angeles	West Covina Courthouse	C3030-Ceiling Finishes	\$ 96,254	\$ 96,254	\$ -
3,493	Humboldt	Humboldt County Courthouse (Eureka)	C3030-Ceiling Finishes	\$ 288,750	\$ 96,327	\$ 192,423
3,494	Alameda	Fremont Hall of Justice	C3030-Ceiling Finishes	\$ 121,918	\$ 96,803	\$ 25,115



Line #	County	Facility Name	Project System Targeted for Renewal	Project Rough Order of Magnitude	Judicial Branch Share of Cost	County Share of Cost
3,495	Los Angeles	Torrance Courthouse	C3030-Ceiling Finishes	\$ 108,136	\$ 97,787	\$ 10,349
3,496	Los Angeles	Burbank Courthouse	C3030-Ceiling Finishes	\$ 108,510	\$ 98,484	\$ 10,026
3,497	Alameda	Fremont Hall of Justice	C3030-Ceiling Finishes	\$ 99,282	\$ 99,282	\$ -
3,498	San Diego	East County Regional Center	C3030-Ceiling Finishes	\$ 152,064	\$ 102,963	\$ 49,101
3,499	Los Angeles	El Monte Courthouse	C3030-Ceiling Finishes	\$ 178,075	\$ 103,497	\$ 74,578
3,500	Kern	Delano/North Kern Court	C3030-Ceiling Finishes	\$ 128,484	\$ 103,609	\$ 24,875
3,501	Los Angeles	Hollywood Courthouse	C3030-Ceiling Finishes	\$ 115,575	\$ 105,277	\$ 10,298
3,502	Orange	North Justice Center	C3030-Ceiling Finishes	\$ 118,243	\$ 106,785	\$ 11,458
3,503	Los Angeles	Glendale Courthouse	C3030-Ceiling Finishes	\$ 118,726	\$ 107,495	\$ 11,231
3,504	Los Angeles	Metropolitan Courthouse	C3030-Ceiling Finishes	\$ 113,775	\$ 107,563	\$ 6,212
3,505	Sutter	Courthouse West	C3030-Ceiling Finishes	\$ 131,360	\$ 108,372	\$ 22,988
3,506	Sacramento	Carol Miller Justice Center Court Facility	C3030-Ceiling Finishes	\$ 114,699	\$ 112,118	\$ 2,581
3,507	Los Angeles	Stanley Mosk Courthouse	C3030-Ceiling Finishes	\$ 117,539	\$ 114,318	\$ 3,221
3,508	San Diego	Juvenile Court	C3030-Ceiling Finishes	\$ 115,315	\$ 115,315	\$ -
3,509	San Diego	North County Regional Center - North	C3030-Ceiling Finishes	\$ 115,315	\$ 115,315	\$ -
3,510	San Bernardino	Joshua Tree Courthouse	C3030-Ceiling Finishes	\$ 115,727	\$ 115,727	\$ -
3,511	San Diego	East County Regional Center	C3030-Ceiling Finishes	\$ 171,072	\$ 115,833	\$ 55,239
3,512	Riverside	Riverside Juvenile Court	C3030-Ceiling Finishes	\$ 117,216	\$ 117,216	\$ -
3,513	Los Angeles	Santa Clarita Courthouse	C3030-Ceiling Finishes	\$ 132,845	\$ 117,422	\$ 15,423
3,514	Kern	Bakersfield Justice Bldg.	C3030-Ceiling Finishes	\$ 230,136	\$ 117,553	\$ 112,583
3,515	San Bernardino	Joshua Tree Courthouse	C3030-Ceiling Finishes	\$ 117,953	\$ 117,953	\$ -
3,516	Riverside	Riverside Juvenile Justice Trailers	C3030-Ceiling Finishes	\$ 118,150	\$ 118,150	\$ -
3,517	San Mateo	Central Branch	C3030-Ceiling Finishes	\$ 119,680	\$ 119,680	\$ -
3,518	San Diego	East County Regional Center	C3030-Ceiling Finishes	\$ 180,576	\$ 122,268	\$ 58,308
3,519	Riverside	Hemet	C3030-Ceiling Finishes	\$ 122,404	\$ 122,404	\$ -
3,520	Los Angeles	Pomona Courthouse North	C3030-Ceiling Finishes	\$ 124,640	\$ 124,640	\$ -
3,521	Los Angeles	Santa Monica Courthouse	C3030-Ceiling Finishes	\$ 159,352	\$ 125,075	\$ 34,277
3,522	Los Angeles	Torrance Courthouse	C3030-Ceiling Finishes	\$ 147,043	\$ 125,192	\$ 21,851
3,523	San Diego	County Courthouse	C3030-Ceiling Finishes	\$ 162,492	\$ 125,801	\$ 36,691
3,524	Los Angeles	Downey Courthouse	C3030-Ceiling Finishes	\$ 150,865	\$ 126,274	\$ 24,591
3,525	Orange	Central Justice Center	C3030-Ceiling Finishes	\$ 127,061	\$ 127,061	\$ -
3,526	Contra Costa	George D. Carroll Courthouse	C3030-Ceiling Finishes	\$ 166,230	\$ 128,330	\$ 37,900
3,527	Kern	Bakersfield Justice Bldg.	C3030-Ceiling Finishes	\$ 129,720	\$ 129,720	\$ -
3,528	El Dorado	Johnson Bldg.	C3030-Ceiling Finishes	\$ 130,046	\$ 130,046	\$ -



Line #	County	Facility Name	Project System Targeted for Renewal	Project Rough Order of Magnitude	Judicial Branch Share of Cost	County Share of Cost
3,529	Imperial	Imperial County Courthouse	C3030-Ceiling Finishes	\$ 130,125	\$ 130,125	\$ -
3,530	Kern	Bakersfield Juvenile Center	C3030-Ceiling Finishes	\$ 131,501	\$ 131,501	\$ -
3,531	San Mateo	Hall of Justice	C3030-Ceiling Finishes	\$ 134,100	\$ 134,100	\$ -
3,532	Contra Costa	Bray Courts	C3030-Ceiling Finishes	\$ 157,227	\$ 134,461	\$ 22,766
3,533	Ventura	Hall of Justice	C3030-Ceiling Finishes	\$ 194,119	\$ 135,612	\$ 58,507
3,534	Contra Costa	Wakefield Taylor Courthouse	C3030-Ceiling Finishes	\$ 136,224	\$ 136,224	\$ -
3,535	Los Angeles	East Los Angeles Courthouse	C3030-Ceiling Finishes	\$ 176,596	\$ 137,250	\$ 39,346
3,536	San Diego	North County Regional Center - North	C3030-Ceiling Finishes	\$ 137,808	\$ 137,808	\$ -
3,537	Kern	Arvin/ Lamont Branch	C3030-Ceiling Finishes	\$ 138,285	\$ 138,285	\$ -
3,538	Los Angeles	Pomona Courthouse South	C3030-Ceiling Finishes	\$ 139,682	\$ 139,682	\$ -
3,539	Los Angeles	Beverly Hills Courthouse	C3030-Ceiling Finishes	\$ 177,266	\$ 140,962	\$ 36,304
3,540	Los Angeles	Metropolitan Courthouse	C3030-Ceiling Finishes	\$ 153,603	\$ 145,216	\$ 8,387
3,541	Los Angeles	El Monte Courthouse	C3030-Ceiling Finishes	\$ 250,745	\$ 145,733	\$ 105,012
3,542	Alameda	Hayward Hall of Justice	C3030-Ceiling Finishes	\$ 165,392	\$ 146,041	\$ 19,351
3,543	San Luis Obispo	Courthouse Annex	C3030-Ceiling Finishes	\$ 295,812	\$ 147,137	\$ 148,675
3,544	Los Angeles	Pomona Courthouse South	C3030-Ceiling Finishes	\$ 162,677	\$ 148,264	\$ 14,413
3,545	Ventura	Hall of Justice	C3030-Ceiling Finishes	\$ 214,553	\$ 149,887	\$ 64,666
3,546	Los Angeles	Norwalk Courthouse	C3030-Ceiling Finishes	\$ 178,332	\$ 151,636	\$ 26,696
3,547	Orange	Betty Lou Lamoreaux Justice Center	C3030-Ceiling Finishes	\$ 152,750	\$ 152,750	\$ -
3,548	Los Angeles	East Los Angeles Courthouse	C3030-Ceiling Finishes	\$ 197,863	\$ 153,779	\$ 44,084
3,549	San Mateo	Northern Branch Courthouse	C3030-Ceiling Finishes	\$ 154,662	\$ 154,662	\$ -
3,550	Nevada	Nevada City Courthouse	C3030-Ceiling Finishes	\$ 242,510	\$ 158,844	\$ 83,666
3,551	Los Angeles	East Los Angeles Courthouse	C3030-Ceiling Finishes	\$ 205,920	\$ 160,041	\$ 45,879
3,552	Alameda	Wiley W. Manuel Courthouse	C3030-Ceiling Finishes	\$ 161,091	\$ 161,091	\$ -
3,553	San Mateo	Northern Branch Courthouse	C3030-Ceiling Finishes	\$ 193,800	\$ 161,261	\$ 32,539
3,554	Los Angeles	Pomona Courthouse South	C3030-Ceiling Finishes	\$ 161,350	\$ 161,350	\$ -
3,555	Fresno	Fresno County Courthouse	C3030-Ceiling Finishes	\$ 165,792	\$ 165,792	\$ -
3,556	Los Angeles	Edmund D. Edelman Children's Court	C3030-Ceiling Finishes	\$ 237,726	\$ 166,384	\$ 71,342
3,557	Tulare	Visalia Superior Court	C3030-Ceiling Finishes	\$ 515,592	\$ 166,691	\$ 348,901
3,558	Los Angeles	Burbank Courthouse	C3030-Ceiling Finishes	\$ 185,620	\$ 168,469	\$ 17,151
3,559	Orange	North Justice Center	C3030-Ceiling Finishes	\$ 186,589	\$ 168,509	\$ 18,080
3,560	Los Angeles	Santa Monica Courthouse	C3030-Ceiling Finishes	\$ 215,347	\$ 169,026	\$ 46,321
3,561	Los Angeles	Airport Courthouse	C3030-Ceiling Finishes	\$ 219,618	\$ 169,479	\$ 50,139
3,562	Kern	Taft Courts Bldg.	C3030-Ceiling Finishes	\$ 170,730	\$ 170,730	\$ -
3,563	San Mateo	Central Branch	C3030-Ceiling Finishes	\$ 173,272	\$ 173,272	\$ -



Line #	County	Facility Name	Project System Targeted for Renewal	Project Rough Order of Magnitude	Judicial Branch Share of Cost	County Share of Cost
3,564	Los Angeles	Norwalk Courthouse	C3030-Ceiling Finishes	\$ 205,920	\$ 175,094	\$ 30,826
3,565	Kern	Bakersfield Juvenile Center	C3030-Ceiling Finishes	\$ 175,642	\$ 175,642	\$ -
3,566	Kern	Bakersfield Superior Court	C3030-Ceiling Finishes	\$ 176,433	\$ 176,433	\$ -
3,567	Alameda	George E. McDonald Hall of Justice	C3030-Ceiling Finishes	\$ 177,209	\$ 177,209	\$ -
3,568	Sonoma	Hall of Justice	C3030-Ceiling Finishes	\$ 177,606	\$ 177,606	\$ -
3,569	Riverside	Riverside Juvenile Court	C3030-Ceiling Finishes	\$ 361,746	\$ 178,485	\$ 183,261
3,570	San Bernardino	Joshua Tree Courthouse	C3030-Ceiling Finishes	\$ 181,013	\$ 181,013	\$ -
3,571	Alameda	Fremont Hall of Justice	C3030-Ceiling Finishes	\$ 228,258	\$ 181,237	\$ 47,021
3,572	Kern	Bakersfield Superior Court	C3030-Ceiling Finishes	\$ 183,148	\$ 183,148	\$ -
3,573	Los Angeles	Stanley Mosk Courthouse	C3030-Ceiling Finishes	\$ 192,348	\$ 187,078	\$ 5,270
3,574	Kern	Bakersfield Justice Bldg.	C3030-Ceiling Finishes	\$ 187,093	\$ 187,093	\$ -
3,575	Imperial	Imperial County Courthouse	C3030-Ceiling Finishes	\$ 187,278	\$ 187,278	\$ -
3,576	San Diego	North County Regional Center - Annex	C3030-Ceiling Finishes	\$ 187,374	\$ 187,374	\$ -
3,577	San Bernardino	Victorville Courthouse-Dept. N-1	C3030-Ceiling Finishes	\$ 188,108	\$ 188,108	\$ -
3,578	Los Angeles	Central Arraignment Courts	C3030-Ceiling Finishes	\$ 209,299	\$ 188,850	\$ 20,449
3,579	Los Angeles	El Monte Courthouse	C3030-Ceiling Finishes	\$ 325,524	\$ 189,195	\$ 136,329
3,580	Solano	Solano Justice Building	C3030-Ceiling Finishes	\$ 190,476	\$ 190,476	\$ -
3,581	Orange	Harbor Justice Center-Newport Beach Facility	C3030-Ceiling Finishes	\$ 230,100	\$ 194,020	\$ 36,080
3,582	Los Angeles	Edmund D. Edelman Children's Court	C3030-Ceiling Finishes	\$ 284,349	\$ 199,016	\$ 85,333
3,583	Riverside	Hemet	C3030-Ceiling Finishes	\$ 200,297	\$ 200,297	\$ -
3,584	San Diego	County Courthouse	C3030-Ceiling Finishes	\$ 259,987	\$ 201,282	\$ 58,705
3,585	Alameda	Hayward Hall of Justice	C3030-Ceiling Finishes	\$ 228,258	\$ 201,552	\$ 26,706
3,586	Humboldt	Humboldt County Courthouse (Eureka)	C3030-Ceiling Finishes	\$ 605,088	\$ 201,857	\$ 403,231
3,587	Los Angeles	Downey Courthouse	C3030-Ceiling Finishes	\$ 202,062	\$ 202,062	\$ -
3,588	Contra Costa	Walnut Creek Courthouse	C3030-Ceiling Finishes	\$ 204,336	\$ 204,336	\$ -
3,589	Kern	Bakersfield Superior Court	C3030-Ceiling Finishes	\$ 209,046	\$ 209,046	\$ -
3,590	San Diego	East County Regional Center	C3030-Ceiling Finishes	\$ 209,418	\$ 209,418	\$ -
3,591	Kern	Taft Courts Bldg.	C3030-Ceiling Finishes	\$ 210,764	\$ 210,764	\$ -
3,592	San Mateo	Northern Branch Courthouse	C3030-Ceiling Finishes	\$ 212,040	\$ 212,040	\$ -
3,593	Los Angeles	Central Arraignment Courts	C3030-Ceiling Finishes	\$ 236,470	\$ 213,367	\$ 23,103
3,594	Los Angeles	Downey Courthouse	C3030-Ceiling Finishes	\$ 256,388	\$ 214,597	\$ 41,791
3,595	Los Angeles	Clara Shortridge Foltz Criminal Justice Center	C3030-Ceiling Finishes	\$ 312,048	\$ 214,658	\$ 97,390

Line #	County	Facility Name	Project System Targeted for Renewal	Project Rough Order of Magnitude	Judicial Branch Share of Cost	County Share of Cost
3,596	Los Angeles	Stanley Mosk Courthouse	C3030-Ceiling Finishes	\$ 221,621	\$ 215,549	\$ 6,072
3,597	Stanislaus	Modesto Main Courthouse	C3030-Ceiling Finishes	\$ 216,549	\$ 216,094	\$ 455
3,598	Del Norte	Del Norte County Superior Court	C3030-Ceiling Finishes	\$ 216,744	\$ 216,744	\$ -
3,599	Los Angeles	Pomona Courthouse North	C3030-Ceiling Finishes	\$ 222,830	\$ 222,830	\$ -
3,600	Los Angeles	Inglewood Courthouse	C3030-Ceiling Finishes	\$ 224,474	\$ 224,474	\$ -
3,601	Alameda	Hayward Hall of Justice	C3030-Ceiling Finishes	\$ 226,715	\$ 226,715	\$ -
3,602	San Diego	South County Regional Center	C3030-Ceiling Finishes	\$ 227,053	\$ 227,053	\$ -
3,603	Nevada	Nevada City Courthouse Annex	C3030-Ceiling Finishes	\$ 227,581	\$ 227,581	\$ -
3,604	San Bernardino	Barstow Courthouse	C3030-Ceiling Finishes	\$ 231,892	\$ 231,892	\$ -
3,605	Los Angeles	Eastlake Juvenile Court	C3030-Ceiling Finishes	\$ 425,889	\$ 233,302	\$ 192,587
3,606	Los Angeles	Stanley Mosk Courthouse	C3030-Ceiling Finishes	\$ 240,855	\$ 234,256	\$ 6,599
3,607	Los Angeles	Bellflower Courthouse	C3030-Ceiling Finishes	\$ 241,174	\$ 241,174	\$ -
3,608	Santa Barbara	Santa Maria Courts Bldgs C + D	C3030-Ceiling Finishes	\$ 241,912	\$ 241,912	\$ -
3,609	Ventura	Hall of Justice	C3030-Ceiling Finishes	\$ 347,371	\$ 242,673	\$ 104,698
3,610	Los Angeles	Clara Shortridge Foltz Criminal Justice Center	C3030-Ceiling Finishes	\$ 360,835	\$ 248,218	\$ 112,617
3,611	San Bernardino	San Bernardino Courthouse - Annex	C3030-Ceiling Finishes	\$ 260,040	\$ 248,702	\$ 11,338
3,612	San Diego	Kearny Mesa Court	C3030-Ceiling Finishes	\$ 253,506	\$ 253,506	\$ -
3,613	Los Angeles	Santa Monica Courthouse	C3030-Ceiling Finishes	\$ 323,876	\$ 254,210	\$ 69,666
3,614	Santa Barbara	Santa Maria Courts, Bldg G	C3030-Ceiling Finishes	\$ 257,726	\$ 257,726	\$ -
3,615	San Bernardino	Rancho Cucamonga Courthouse	C3030-Ceiling Finishes	\$ 259,000	\$ 259,000	\$ -
3,616	Los Angeles	East Los Angeles Courthouse	C3030-Ceiling Finishes	\$ 333,828	\$ 259,451	\$ 74,377
3,617	Santa Clara	Downtown Superior Court	C3030-Ceiling Finishes	\$ 260,489	\$ 260,489	\$ -
3,618	San Bernardino	Fontana Courthouse	C3030-Ceiling Finishes	\$ 265,729	\$ 265,729	\$ -
3,619	San Bernardino	Victorville Courthouse-Dept. N-1	C3030-Ceiling Finishes	\$ 266,354	\$ 266,354	\$ -
3,620	Los Angeles	Compton Courthouse	C3030-Ceiling Finishes	\$ 278,190	\$ 278,190	\$ -
3,621	Los Angeles	Compton Courthouse	C3030-Ceiling Finishes	\$ 278,190	\$ 278,190	\$ -
3,622	Fresno	Fresno County Courthouse	C3030-Ceiling Finishes	\$ 296,102	\$ 283,991	\$ 12,111
3,623	San Bernardino	Rancho Cucamonga Courthouse	C3030-Ceiling Finishes	\$ 284,962	\$ 284,962	\$ -
3,624	San Mateo	Northern Branch Courthouse	C3030-Ceiling Finishes	\$ 290,700	\$ 290,700	\$ -
3,625	Solano	Solano Justice Building	C3030-Ceiling Finishes	\$ 294,360	\$ 294,360	\$ -
3,626	Sonoma	Hall of Justice	C3030-Ceiling Finishes	\$ 504,240	\$ 299,519	\$ 204,721
3,627	San Bernardino	Barstow Courthouse	C3030-Ceiling Finishes	\$ 300,481	\$ 300,481	\$ -
3,628	San Diego	County Courthouse	C3030-Ceiling Finishes	\$ 389,981	\$ 301,923	\$ 88,058
3,629	Los Angeles	Stanley Mosk Courthouse	C3030-Ceiling Finishes	\$ 312,576	\$ 304,011	\$ 8,565
3,630	Los Angeles	Whittier Courthouse	C3030-Ceiling Finishes	\$ 304,929	\$ 304,929	\$ -



Line #	County	Facility Name	Project System Targeted for Renewal	Project Rough Order of Magnitude	Judicial Branch Share of Cost	County Share of Cost
3,631	Santa Clara	Downtown Superior Court	C3030-Ceiling Finishes	\$ 305,078	\$ 305,078	\$ -
3,632	Alameda	Wiley W. Manuel Courthouse	C3030-Ceiling Finishes	\$ 364,429	\$ 305,392	\$ 59,037
3,633	San Diego	East County Regional Center	C3030-Ceiling Finishes	\$ 307,507	\$ 307,507	\$ -
3,634	Kern	Bakersfield Juvenile Center	C3030-Ceiling Finishes	\$ 318,631	\$ 318,631	\$ -
3,635	Los Angeles	Pasadena Courthouse	C3030-Ceiling Finishes	\$ 460,161	\$ 319,122	\$ 141,039
3,636	Los Angeles	Van Nuys Courthouse West	C3030-Ceiling Finishes	\$ 396,831	\$ 319,370	\$ 77,461
3,637	San Mateo	Hall of Justice	C3030-Ceiling Finishes	\$ 321,408	\$ 321,408	\$ -
3,638	San Mateo	Hall of Justice	C3030-Ceiling Finishes	\$ 321,840	\$ 321,840	\$ -
3,639	Solano	Hall of Justice	C3030-Ceiling Finishes	\$ 444,444	\$ 323,644	\$ 120,800
3,640	Los Angeles	Inglewood Courthouse	C3030-Ceiling Finishes	\$ 323,664	\$ 323,664	\$ -
3,641	Los Angeles	Inglewood Juvenile Court	C3030-Ceiling Finishes	\$ 326,407	\$ 326,407	\$ -
3,642	San Mateo	Hall of Justice	C3030-Ceiling Finishes	\$ 330,800	\$ 330,800	\$ -
3,643	Kern	Bakersfield Superior Court	C3030-Ceiling Finishes	\$ 337,487	\$ 337,487	\$ -
3,644	Orange	Central Justice Center	C3030-Ceiling Finishes	\$ 339,575	\$ 339,575	\$ -
3,645	San Diego	Juvenile Court	C3030-Ceiling Finishes	\$ 352,704	\$ 352,704	\$ -
3,646	Napa	Criminal Court Building	C3030-Ceiling Finishes	\$ 353,051	\$ 353,051	\$ -
3,647	Los Angeles	Clara Shortridge Foltz Criminal Justice Center	C3030-Ceiling Finishes	\$ 514,800	\$ 354,131	\$ 160,669
3,648	Santa Barbara	Santa Barbara County Courthouse	C3030-Ceiling Finishes	\$ 356,928	\$ 356,928	\$ -
3,649	Los Angeles	Pomona Courthouse South	C3030-Ceiling Finishes	\$ 358,339	\$ 358,339	\$ -
3,650	Riverside	Family Law Court	C3030-Ceiling Finishes	\$ 364,931	\$ 364,931	\$ -
3,651	Shasta	Main Courthouse	C3030-Ceiling Finishes	\$ 528,000	\$ 368,069	\$ 159,931
3,652	Los Angeles	Torrance Courthouse	C3030-Ceiling Finishes	\$ 414,867	\$ 375,164	\$ 39,703
3,653	Contra Costa	Family Law Center	C3030-Ceiling Finishes	\$ 378,480	\$ 378,480	\$ -
3,654	Kern	Bakersfield Justice Bldg.	C3030-Ceiling Finishes	\$ 382,061	\$ 382,061	\$ -
3,655	Los Angeles	Alhambra Courthouse	C3030-Ceiling Finishes	\$ 456,350	\$ 392,461	\$ 63,889
3,656	Los Angeles	Pasadena Courthouse	C3030-Ceiling Finishes	\$ 569,165	\$ 394,716	\$ 174,449
3,657	Los Angeles	Pomona Courthouse North	C3030-Ceiling Finishes	\$ 394,958	\$ 394,958	\$ -
3,658	Orange	North Justice Center	C3030-Ceiling Finishes	\$ 440,286	\$ 397,622	\$ 42,664
3,659	Orange	Civil Complex Center ("CXC")	C3030-Ceiling Finishes	\$ 404,000	\$ 404,000	\$ -
3,660	San Bernardino	Chino Courthouse	C3030-Ceiling Finishes	\$ 418,507	\$ 418,507	\$ -
3,661	Los Angeles	Whittier Courthouse	C3030-Ceiling Finishes	\$ 425,103	\$ 425,103	\$ -
3,662	Los Angeles	Van Nuys Courthouse West	C3030-Ceiling Finishes	\$ 528,873	\$ 425,637	\$ 103,236
3,663	Orange	North Justice Center	C3030-Ceiling Finishes	\$ 471,594	\$ 425,897	\$ 45,697
3,664	Alameda	Hayward Hall of Justice	C3030-Ceiling Finishes	\$ 497,144	\$ 438,978	\$ 58,166
3,665	Orange	Central Justice Center	C3030-Ceiling Finishes	\$ 454,500	\$ 454,500	\$ -



Line #	County	Facility Name	Project System Targeted for Renewal	Project Rough Order of Magnitude	Judicial Branch Share of Cost	County Share of Cost
3,666	Orange	West Justice Center	C3030-Ceiling Finishes	\$ 454,500	\$ 454,500	\$ -
3,667	Los Angeles	Compton Courthouse	C3030-Ceiling Finishes	\$ 466,312	\$ 466,312	\$ -
3,668	Los Angeles	Clara Shortridge Foltz Criminal Justice Center	C3030-Ceiling Finishes	\$ 678,784	\$ 466,936	\$ 211,848
3,669	San Bernardino	Victorville Courthouse-Dept. N-1	C3030-Ceiling Finishes	\$ 468,108	\$ 468,108	\$ -
3,670	San Diego	North County Regional Center - North	C3030-Ceiling Finishes	\$ 473,946	\$ 473,946	\$ -
3,671	Orange	Central Justice Center	C3030-Ceiling Finishes	\$ 525,200	\$ 478,825	\$ 46,375
3,672	San Diego	Hall of Justice	C3030-Ceiling Finishes	\$ 483,315	\$ 483,315	\$ -
3,673	Los Angeles	Norwalk Courthouse	C3030-Ceiling Finishes	\$ 578,635	\$ 492,013	\$ 86,622
3,674	Orange	Central Justice Center	C3030-Ceiling Finishes	\$ 496,875	\$ 496,875	\$ -
3,675	Alameda	Wiley W. Manuel Courthouse	C3030-Ceiling Finishes	\$ 595,001	\$ 498,611	\$ 96,390
3,676	Tulare	Visalia Superior Court	C3030-Ceiling Finishes	\$ 1,546,776	\$ 500,073	\$ 1,046,703
3,677	Contra Costa	George D. Carroll Courthouse	C3030-Ceiling Finishes	\$ 506,880	\$ 506,880	\$ -
3,678	Los Angeles	Inglewood Courthouse	C3030-Ceiling Finishes	\$ 508,058	\$ 508,058	\$ -
3,679	Los Angeles	Metropolitan Courthouse	C3030-Ceiling Finishes	\$ 538,272	\$ 508,882	\$ 29,390
3,680	Riverside	Palm Springs Courts	C3030-Ceiling Finishes	\$ 529,726	\$ 529,726	\$ -
3,681	Los Angeles	West Covina Courthouse	C3030-Ceiling Finishes	\$ 531,477	\$ 531,477	\$ -
3,682	Ventura	Hall of Justice	C3030-Ceiling Finishes	\$ 535,392	\$ 535,392	\$ -
3,683	Alameda	Hayward Hall of Justice	C3030-Ceiling Finishes	\$ 538,811	\$ 538,811	\$ -
3,684	Los Angeles	Glendale Courthouse	C3030-Ceiling Finishes	\$ 596,471	\$ 540,045	\$ 56,426
3,685	Butte	Butte County Courthouse	C3030-Ceiling Finishes	\$ 547,800	\$ 547,800	\$ -
3,686	San Francisco	Hall of Justice	C3030-Ceiling Finishes	\$ 562,020	\$ 562,020	\$ -
3,687	Orange	West Justice Center	C3030-Ceiling Finishes	\$ 623,188	\$ 565,107	\$ 58,081
3,688	San Diego	East County Regional Center	C3030-Ceiling Finishes	\$ 567,166	\$ 567,166	\$ -
3,689	Los Angeles	El Monte Courthouse	C3030-Ceiling Finishes	\$ 998,445	\$ 580,296	\$ 418,149
3,690	San Diego	East County Regional Center	C3030-Ceiling Finishes	\$ 595,795	\$ 595,795	\$ -
3,691	Fresno	Fresno County Courthouse	C3030-Ceiling Finishes	\$ 631,488	\$ 605,660	\$ 25,828
3,692	Sacramento	Gordon Schaber Sacramento Superior Court	C3030-Ceiling Finishes	\$ 606,883	\$ 606,883	\$ -
3,693	Los Angeles	Torrance Courthouse	C3030-Ceiling Finishes	\$ 678,456	\$ 613,528	\$ 64,928
3,694	Los Angeles	Pasadena Courthouse	C3030-Ceiling Finishes	\$ 885,465	\$ 614,070	\$ 271,395
3,695	Los Angeles	Downey Courthouse	C3030-Ceiling Finishes	\$ 623,146	\$ 623,146	\$ -
3,696	Alameda	Wiley W. Manuel Courthouse	C3030-Ceiling Finishes	\$ 641,710	\$ 641,710	\$ -
3,697	Orange	Central Justice Center	C3030-Ceiling Finishes	\$ 714,350	\$ 651,273	\$ 63,077
3,698	Ventura	Hall of Justice	C3030-Ceiling Finishes	\$ 669,240	\$ 669,240	\$ -

Line #	County	Facility Name	Project System Targeted for Renewal	Project Rough Order of Magnitude	Judicial Branch Share of Cost	County Share of Cost
3,699	Los Angeles	Stanley Mosk Courthouse	C3030-Ceiling Finishes	\$ 704,917	\$ 685,602	\$ 19,315
3,700	San Diego	East County Regional Center	C3030-Ceiling Finishes	\$ 691,891	\$ 691,891	\$ -
3,701	El Dorado	Bldg. C	C3030-Ceiling Finishes	\$ 709,281	\$ 709,281	\$ -
3,702	Contra Costa	Wakefield Taylor Courthouse	C3030-Ceiling Finishes	\$ 716,501	\$ 716,501	\$ -
3,703	San Bernardino	Fontana Courthouse	C3030-Ceiling Finishes	\$ 720,134	\$ 720,134	\$ -
3,704	Sacramento	Carol Miller Justice Center Court Facility	C3030-Ceiling Finishes	\$ 720,722	\$ 720,722	\$ -
3,705	Santa Clara	Historic Courthouse	C3030-Ceiling Finishes	\$ 721,789	\$ 721,789	\$ -
3,706	San Francisco	Hall of Justice	C3030-Ceiling Finishes	\$ 756,648	\$ 756,648	\$ -
3,707	Fresno	Fresno County Courthouse	C3030-Ceiling Finishes	\$ 777,269	\$ 777,269	\$ -
3,708	Orange	Harbor Justice Center-Newport Beach Facility	C3030-Ceiling Finishes	\$ 787,800	\$ 787,800	\$ -
3,709	Los Angeles	West Covina Courthouse	C3030-Ceiling Finishes	\$ 797,200	\$ 797,200	\$ -
3,710	Los Angeles	Bellflower Courthouse	C3030-Ceiling Finishes	\$ 806,125	\$ 806,125	\$ -
3,711	Los Angeles	Compton Courthouse	C3030-Ceiling Finishes	\$ 820,512	\$ 820,512	\$ -
3,712	San Diego	South County Regional Center	C3030-Ceiling Finishes	\$ 850,127	\$ 850,127	\$ -
3,713	Imperial	Imperial County Courthouse	C3030-Ceiling Finishes	\$ 855,109	\$ 855,109	\$ -
3,714	Los Angeles	Norwalk Courthouse	C3030-Ceiling Finishes	\$ 1,085,740	\$ 923,205	\$ 162,535
3,715	Los Angeles	Pomona Courthouse South	C3030-Ceiling Finishes	\$ 923,760	\$ 923,760	\$ -
3,716	Los Angeles	Metropolitan Courthouse	C3030-Ceiling Finishes	\$ 1,007,629	\$ 952,612	\$ 55,017
3,717	San Francisco	Hall of Justice	C3030-Ceiling Finishes	\$ 959,320	\$ 959,320	\$ -
3,718	Los Angeles	Compton Courthouse	C3030-Ceiling Finishes	\$ 996,336	\$ 996,336	\$ -
3,719	Orange	Betty Lou Lamoreaux Justice Center	C3030-Ceiling Finishes	\$ 1,246,375	\$ 996,477	\$ 249,898
3,720	Riverside	Hall of Justice	C3030-Ceiling Finishes	\$ 1,002,006	\$ 1,002,006	\$ -
3,721	Kern	Bakersfield Justice Bldg.	C3030-Ceiling Finishes	\$ 1,032,088	\$ 1,032,088	\$ -
3,722	Alameda	Wiley W. Manuel Courthouse	C3030-Ceiling Finishes	\$ 1,241,262	\$ 1,040,178	\$ 201,084
3,723	Humboldt	Humboldt County Courthouse (Eureka)	C3030-Ceiling Finishes	\$ 1,042,114	\$ 1,042,114	\$ -
3,724	Los Angeles	Compton Courthouse	C3030-Ceiling Finishes	\$ 1,045,176	\$ 1,045,176	\$ -
3,725	Kern	Bakersfield Superior Court	C3030-Ceiling Finishes	\$ 1,072,954	\$ 1,072,954	\$ -
3,726	Los Angeles	Edmund D. Edelman Children's Court	C3030-Ceiling Finishes	\$ 1,536,589	\$ 1,075,459	\$ 461,130
3,727	Santa Clara	Hall of Justice (East)	C3030-Ceiling Finishes	\$ 1,089,317	\$ 1,089,317	\$ -
3,728	Orange	Central Justice Center	C3030-Ceiling Finishes	\$ 1,198,438	\$ 1,092,616	\$ 105,822
3,729	Alameda	Fremont Hall of Justice	C3030-Ceiling Finishes	\$ 1,099,898	\$ 1,099,898	\$ -
3,730	Orange	Betty Lou Lamoreaux Justice Center	C3030-Ceiling Finishes	\$ 1,111,000	\$ 1,111,000	\$ -
3,731	Solano	Hall of Justice	C3030-Ceiling Finishes	\$ 1,177,440	\$ 1,177,440	\$ -

Line #	County	Facility Name	Project System Targeted for Renewal	Project Rough Order of Magnitude	Judicial Branch Share of Cost	County Share of Cost
3,732	Riverside	Larson Justice Center	C3030-Ceiling Finishes	\$ 1,179,273	\$ 1,179,273	\$ -
3,733	Los Angeles	Bellflower Courthouse	C3030-Ceiling Finishes	\$ 1,513,381	\$ 1,179,529	\$ 333,852
3,734	Alameda	Hayward Hall of Justice	C3030-Ceiling Finishes	\$ 1,216,652	\$ 1,216,652	\$ -
3,735	San Diego	Hall of Justice	C3030-Ceiling Finishes	\$ 1,228,953	\$ 1,228,953	\$ -
3,736	San Francisco	Civic Center Courthouse	C3030-Ceiling Finishes	\$ 1,274,118	\$ 1,274,118	\$ -
3,737	Riverside	Southwest Justice Center	C3030-Ceiling Finishes	\$ 1,669,140	\$ 1,275,223	\$ 393,917
3,738	Alameda	Hayward Hall of Justice	C3030-Ceiling Finishes	\$ 1,276,257	\$ 1,276,257	\$ -
3,739	Los Angeles	Airport Courthouse	C3030-Ceiling Finishes	\$ 1,664,777	\$ 1,284,708	\$ 380,069
3,740	San Diego	North County Regional Center - South	C3030-Ceiling Finishes	\$ 1,939,872	\$ 1,304,370	\$ 635,502
3,741	Santa Clara	Hall of Justice (West)	C3030-Ceiling Finishes	\$ 1,312,344	\$ 1,312,344	\$ -
3,742	Los Angeles	San Fernando Courthouse	C3030-Ceiling Finishes	\$ 1,321,414	\$ 1,321,414	\$ -
3,743	Ventura	Hall of Justice	C3030-Ceiling Finishes	\$ 1,338,480	\$ 1,338,480	\$ -
3,744	Riverside	Hall of Justice	C3030-Ceiling Finishes	\$ 1,517,923	\$ 1,517,923	\$ -
3,745	Sacramento	Gordon Schaber Sacramento Superior Court	C3030-Ceiling Finishes	\$ 1,736,856	\$ 1,736,856	\$ -
3,746	Los Angeles	Michael D. Antonovich Antelope Valley Courthouse	C3030-Ceiling Finishes	\$ 2,381,306	\$ 1,750,498	\$ 630,808
3,747	Los Angeles	Van Nuys Courthouse West	C3030-Ceiling Finishes	\$ 2,208,430	\$ 1,777,344	\$ 431,086
3,748	Los Angeles	Clara Shortridge Foltz Criminal Justice Center	C3030-Ceiling Finishes	\$ 2,674,980	\$ 1,840,119	\$ 834,861
3,749	Los Angeles	Chatsworth Courthouse	C3030-Ceiling Finishes	\$ 2,337,449	\$ 1,958,782	\$ 378,667
3,750	Los Angeles	Van Nuys Courthouse East	C3030-Ceiling Finishes	\$ 2,243,402	\$ 2,013,229	\$ 230,173
3,751	San Diego	Hall of Justice	C3030-Ceiling Finishes	\$ 2,062,216	\$ 2,062,216	\$ -
3,752	Sacramento	Gordon Schaber Sacramento Superior Court	C3030-Ceiling Finishes	\$ 2,325,840	\$ 2,325,840	\$ -
3,753	Los Angeles	Stanley Mosk Courthouse	C3030-Ceiling Finishes	\$ 2,852,064	\$ 2,773,917	\$ 78,147
3,754	Los Angeles	Clara Shortridge Foltz Criminal Justice Center	C3030-Ceiling Finishes	\$ 4,316,796	\$ 2,969,524	\$ 1,347,272
3,755	Orange	Harbor Justice Center-Newport Beach Facility	C30-Interior Finishes	\$ 42,306	\$ 42,306	\$ -
3,756	Orange	West Justice Center	C30-Interior Finishes	\$ 43,268	\$ 43,268	\$ -
3,757	Orange	Betty Lou Lamoreaux Justice Center	C30-Interior Finishes	\$ 68,747	\$ 68,747	\$ -
3,758	Orange	Central Justice Center	C30-Interior Finishes	\$ 149,153	\$ 149,153	\$ -
3,759	Los Angeles	Hall of Records	D1010-Elevators and Lifts	\$ 3,881	\$ 411	\$ 3,470
3,760	Alameda	Wiley W. Manuel Courthouse	D1010-Elevators and Lifts	\$ 1,071	\$ 1,071	\$ -



Line #	County	Facility Name	Project System Targeted for Renewal	Project Rough Order of Magnitude	Judicial Branch Share of Cost	County Share of Cost
3,761	Los Angeles	Hall of Records	D1010-Elevators and Lifts	\$ 13,895	\$ 1,471	\$ 12,424
3,762	Los Angeles	Hall of Records	D1010-Elevators and Lifts	\$ 38,482	\$ 4,075	\$ 34,407
3,763	Los Angeles	Hall of Records	D1010-Elevators and Lifts	\$ 45,123	\$ 4,779	\$ 40,344
3,764	Sacramento	Carol Miller Justice Center Court Facility	D1010-Elevators and Lifts	\$ 5,124	\$ 5,124	\$ -
3,765	Los Angeles	Hall of Records	D1010-Elevators and Lifts	\$ 65,981	\$ 6,987	\$ 58,994
3,766	Los Angeles	Metropolitan Courthouse	D1010-Elevators and Lifts	\$ 9,554	\$ 9,032	\$ 522
3,767	Santa Barbara	Santa Maria Courts, Bldg G	D1010-Elevators and Lifts	\$ 9,119	\$ 9,119	\$ -
3,768	Los Angeles	Norwalk Courthouse	D1010-Elevators and Lifts	\$ 10,927	\$ 9,291	\$ 1,636
3,769	Los Angeles	Glendale Courthouse	D1010-Elevators and Lifts	\$ 18,194	\$ 16,473	\$ 1,721
3,770	Los Angeles	Van Nuys Courthouse West	D1010-Elevators and Lifts	\$ 25,066	\$ 20,173	\$ 4,893
3,771	Los Angeles	Van Nuys Courthouse West	D1010-Elevators and Lifts	\$ 26,418	\$ 21,261	\$ 5,157
3,772	Los Angeles	Van Nuys Courthouse West	D1010-Elevators and Lifts	\$ 28,587	\$ 23,007	\$ 5,580
3,773	Nevada	Nevada City Courthouse	D1010-Elevators and Lifts	\$ 42,213	\$ 27,650	\$ 14,563
3,774	Los Angeles	Van Nuys Courthouse East	D1010-Elevators and Lifts	\$ 45,613	\$ 40,933	\$ 4,680
3,775	Stanislaus	Modesto Main Courthouse	D1010-Elevators and Lifts	\$ 41,062	\$ 40,976	\$ 86
3,776	Santa Clara	Historic Courthouse	D1010-Elevators and Lifts	\$ 45,970	\$ 45,970	\$ -
3,777	Los Angeles	Van Nuys Courthouse West	D1010-Elevators and Lifts	\$ 67,523	\$ 54,343	\$ 13,180
3,778	Orange	North Justice Center	D1010-Elevators and Lifts	\$ 74,783	\$ 67,537	\$ 7,246
3,779	Humboldt	Humboldt County Courthouse (Eureka)	D1010-Elevators and Lifts	\$ 217,485	\$ 72,553	\$ 144,932
3,780	Los Angeles	Glendale Courthouse	D1010-Elevators and Lifts	\$ 86,160	\$ 78,009	\$ 8,151
3,781	San Luis Obispo	Courthouse Annex	D1010-Elevators and Lifts	\$ 166,403	\$ 82,769	\$ 83,634
3,782	San Diego	County Courthouse	D1010-Elevators and Lifts	\$ 108,662	\$ 84,126	\$ 24,536
3,783	Los Angeles	Compton Courthouse	D1010-Elevators and Lifts	\$ 127,616	\$ 84,392	\$ 43,224
3,784	Shasta	Main Courthouse	D1010-Elevators and Lifts	\$ 126,704	\$ 88,325	\$ 38,379
3,785	Orange	Harbor Justice Center-Newport Beach Facility	D1010-Elevators and Lifts	\$ 110,193	\$ 92,915	\$ 17,278
3,786	Los Angeles	Van Nuys Courthouse West	D1010-Elevators and Lifts	\$ 122,232	\$ 98,372	\$ 23,860
3,787	Los Angeles	Pomona Courthouse North	D1010-Elevators and Lifts	\$ 103,324	\$ 103,324	\$ -
3,788	San Diego	North County Regional Center - North	D1010-Elevators and Lifts	\$ 106,496	\$ 106,496	\$ -
3,789	Solano	Solano Justice Building	D1010-Elevators and Lifts	\$ 106,947	\$ 106,947	\$ -
3,790	Contra Costa	Walnut Creek Courthouse	D1010-Elevators and Lifts	\$ 107,249	\$ 107,249	\$ -
3,791	San Bernardino	Barstow Courthouse	D1010-Elevators and Lifts	\$ 109,596	\$ 109,596	\$ -
3,792	San Bernardino	Fontana Courthouse	D1010-Elevators and Lifts	\$ 109,596	\$ 109,596	\$ -



Line #	County	Facility Name	Project System Targeted for Renewal	Project Rough Order of Magnitude	Judicial Branch Share of Cost	County Share of Cost
3,793	Orange	North Justice Center	D1010-Elevators and Lifts	\$ 121,426	\$ 109,660	\$ 11,766
3,794	Santa Clara	Santa Clara Courthouse	D1010-Elevators and Lifts	\$ 110,502	\$ 110,502	\$ -
3,795	Los Angeles	Burbank Courthouse	D1010-Elevators and Lifts	\$ 122,293	\$ 110,993	\$ 11,300
3,796	San Mateo	Northern Branch Courthouse	D1010-Elevators and Lifts	\$ 113,048	\$ 113,048	\$ -
3,797	Riverside	Corona	D1010-Elevators and Lifts	\$ 116,501	\$ 116,501	\$ -
3,798	El Dorado	Main St. Courthouse	D1010-Elevators and Lifts	\$ 117,250	\$ 117,250	\$ -
3,799	Alameda	Hayward Hall of Justice	D1010-Elevators and Lifts	\$ 133,842	\$ 118,182	\$ 15,660
3,800	Alameda	Fremont Hall of Justice	D1010-Elevators and Lifts	\$ 119,351	\$ 119,351	\$ -
3,801	Los Angeles	El Monte Courthouse	D1010-Elevators and Lifts	\$ 208,321	\$ 121,076	\$ 87,245
3,802	Los Angeles	El Monte Courthouse	D1010-Elevators and Lifts	\$ 208,321	\$ 121,076	\$ 87,245
3,803	Los Angeles	Van Nuys Courthouse East	D1010-Elevators and Lifts	\$ 137,549	\$ 123,436	\$ 14,113
3,804	Tulare	Visalia Superior Court	D1010-Elevators and Lifts	\$ 125,262	\$ 125,262	\$ -
3,805	Alameda	Hayward Hall of Justice	D1010-Elevators and Lifts	\$ 148,333	\$ 130,978	\$ 17,355
3,806	San Diego	Juvenile Court	D1010-Elevators and Lifts	\$ 132,544	\$ 132,544	\$ -
3,807	Alameda	Fremont Hall of Justice	D1010-Elevators and Lifts	\$ 133,842	\$ 133,842	\$ -
3,808	Los Angeles	Chatsworth Courthouse	D1010-Elevators and Lifts	\$ 163,035	\$ 136,623	\$ 26,412
3,809	Orange	North Justice Center	D1010-Elevators and Lifts	\$ 153,073	\$ 138,240	\$ 14,833
3,810	Santa Clara	Santa Clara Courthouse	D1010-Elevators and Lifts	\$ 139,465	\$ 139,465	\$ -
3,811	Nevada	Nevada City Courthouse	D1010-Elevators and Lifts	\$ 213,870	\$ 140,085	\$ 73,785
3,812	Santa Barbara	Santa Maria Courts Bldgs C + D	D1010-Elevators and Lifts	\$ 262,385	\$ 143,525	\$ 118,860
3,813	Los Angeles	Stanley Mosk Courthouse	D1010-Elevators and Lifts	\$ 151,040	\$ 146,902	\$ 4,138
3,814	Los Angeles	West Covina Courthouse	D1010-Elevators and Lifts	\$ 155,333	\$ 155,333	\$ -
3,815	Tulare	Visalia Superior Court	D1010-Elevators and Lifts	\$ 167,016	\$ 167,016	\$ -
3,816	Los Angeles	Pasadena Courthouse	D1010-Elevators and Lifts	\$ 243,730	\$ 169,027	\$ 74,703
3,817	Los Angeles	Central Arraignment Courts	D1010-Elevators and Lifts	\$ 188,575	\$ 170,151	\$ 18,424
3,818	Los Angeles	Clara Shortridge Foltz Criminal Justice Center	D1010-Elevators and Lifts	\$ 260,318	\$ 179,073	\$ 81,245
3,819	Santa Clara	Downtown Superior Court	D1010-Elevators and Lifts	\$ 181,930	\$ 181,930	\$ -
3,820	Orange	Harbor Justice Center-Newport Beach Facility	D1010-Elevators and Lifts	\$ 220,386	\$ 185,829	\$ 34,557
3,821	Ventura	Hall of Justice	D1010-Elevators and Lifts	\$ 297,631	\$ 207,925	\$ 89,706
3,822	Los Angeles	Alhambra Courthouse	D1010-Elevators and Lifts	\$ 243,073	\$ 209,043	\$ 34,030
3,823	Los Angeles	Alhambra Courthouse	D1010-Elevators and Lifts	\$ 243,073	\$ 209,043	\$ 34,030
3,824	Alameda	George E. McDonald Hall of Justice	D1010-Elevators and Lifts	\$ 214,497	\$ 214,497	\$ -
3,825	Alameda	Wiley W. Manuel Courthouse	D1010-Elevators and Lifts	\$ 217,658	\$ 217,658	\$ -



Line #	County	Facility Name	Project System Targeted for Renewal	Project Rough Order of Magnitude	Judicial Branch Share of Cost	County Share of Cost
3,826	Los Angeles	Clara Shortridge Foltz Criminal Justice Center	D1010-Elevators and Lifts	\$ 323,965	\$ 222,856	\$ 101,109
3,827	Riverside	Southwest Justice Center	D1010-Elevators and Lifts	\$ 315,239	\$ 240,843	\$ 74,396
3,828	San Diego	North County Regional Center - South	D1010-Elevators and Lifts	\$ 366,896	\$ 246,701	\$ 120,195
3,829	Fresno	B.F. Sisk Courthouse	D1010-Elevators and Lifts	\$ 248,214	\$ 248,214	\$ -
3,830	Solano	Hall of Justice	D1010-Elevators and Lifts	\$ 249,439	\$ 249,439	\$ -
3,831	Tulare	Visalia Superior Court	D1010-Elevators and Lifts	\$ 794,553	\$ 256,879	\$ 537,674
3,832	Contra Costa	Wakefield Taylor Courthouse	D1010-Elevators and Lifts	\$ 268,990	\$ 268,990	\$ -
3,833	Los Angeles	Van Nuys Courthouse West	D1010-Elevators and Lifts	\$ 335,765	\$ 270,224	\$ 65,541
3,834	Contra Costa	Wakefield Taylor Courthouse	D1010-Elevators and Lifts	\$ 273,927	\$ 273,927	\$ -
3,835	Los Angeles	Torrance Courthouse	D1010-Elevators and Lifts	\$ 312,481	\$ 282,577	\$ 29,904
3,836	San Luis Obispo	Courthouse Annex	D1010-Elevators and Lifts	\$ 332,805	\$ 332,805	\$ -
3,837	Contra Costa	George D. Carroll Courthouse	D1010-Elevators and Lifts	\$ 338,881	\$ 338,881	\$ -
3,838	Los Angeles	Central Arraignment Courts	D1010-Elevators and Lifts	\$ 377,151	\$ 340,303	\$ 36,848
3,839	Los Angeles	Van Nuys Courthouse East	D1010-Elevators and Lifts	\$ 391,182	\$ 351,047	\$ 40,135
3,840	Los Angeles	El Monte Courthouse	D1010-Elevators and Lifts	\$ 624,962	\$ 363,228	\$ 261,734
3,841	San Diego	East County Regional Center	D1010-Elevators and Lifts	\$ 366,896	\$ 366,896	\$ -
3,842	Ventura	Hall of Justice	D1010-Elevators and Lifts	\$ 533,814	\$ 372,922	\$ 160,892
3,843	Solano	Hall of Justice	D1010-Elevators and Lifts	\$ 374,159	\$ 374,159	\$ -
3,844	Orange	North Justice Center	D1010-Elevators and Lifts	\$ 418,936	\$ 378,341	\$ 40,595
3,845	Los Angeles	Torrance Courthouse	D1010-Elevators and Lifts	\$ 380,470	\$ 380,470	\$ -
3,846	Fresno	B.F. Sisk Courthouse	D1010-Elevators and Lifts	\$ 386,111	\$ 386,111	\$ -
3,847	Los Angeles	Van Nuys Courthouse West	D1010-Elevators and Lifts	\$ 481,579	\$ 387,575	\$ 94,004
3,848	Los Angeles	Whittier Courthouse	D1010-Elevators and Lifts	\$ 392,588	\$ 392,588	\$ -
3,849	Los Angeles	Van Nuys Courthouse West	D1010-Elevators and Lifts	\$ 497,505	\$ 400,392	\$ 97,113
3,850	Kern	Bakersfield Justice Bldg.	D1010-Elevators and Lifts	\$ 417,142	\$ 417,142	\$ -
3,851	Los Angeles	Van Nuys Courthouse West	D1010-Elevators and Lifts	\$ 538,540	\$ 433,417	\$ 105,123
3,852	Alameda	Fremont Hall of Justice	D1010-Elevators and Lifts	\$ 443,487	\$ 443,487	\$ -
3,853	Los Angeles	Pasadena Courthouse	D1010-Elevators and Lifts	\$ 643,448	\$ 446,231	\$ 197,217
3,854	Los Angeles	Clara Shortridge Foltz Criminal Justice Center	D1010-Elevators and Lifts	\$ 689,438	\$ 474,264	\$ 215,174
3,855	Kern	Bakersfield Justice Bldg.	D1010-Elevators and Lifts	\$ 503,680	\$ 503,680	\$ -
3,856	Los Angeles	Whittier Courthouse	D1010-Elevators and Lifts	\$ 514,675	\$ 514,675	\$ -
3,857	Ventura	Hall of Justice	D1010-Elevators and Lifts	\$ 829,906	\$ 579,772	\$ 250,134
3,858	San Bernardino	San Bernardino Courthouse - Annex	D1010-Elevators and Lifts	\$ 632,611	\$ 605,029	\$ 27,582



Line #	County	Facility Name	Project System Targeted for Renewal	Project Rough Order of Magnitude	Judicial Branch Share of Cost	County Share of Cost
3,859	Los Angeles	Alhambra Courthouse	D1010-Elevators and Lifts	\$ 729,220	\$ 627,129	\$ 102,091
3,860	San Diego	County Courthouse	D1010-Elevators and Lifts	\$ 883,659	\$ 684,129	\$ 199,530
3,861	Los Angeles	Van Nuys Courthouse East	D1010-Elevators and Lifts	\$ 786,939	\$ 706,199	\$ 80,740
3,862	Kern	Bakersfield Superior Court	D1010-Elevators and Lifts	\$ 798,578	\$ 798,578	\$ -
3,863	Los Angeles	Beverly Hills Courthouse	D1010-Elevators and Lifts	\$ 1,026,067	\$ 815,928	\$ 210,139
3,864	Los Angeles	Torrance Courthouse	D1010-Elevators and Lifts	\$ 937,444	\$ 847,731	\$ 89,713
3,865	Alameda	Hayward Hall of Justice	D1010-Elevators and Lifts	\$ 850,965	\$ 850,965	\$ -
3,866	Los Angeles	Clara Shortridge Foltz Criminal Justice Center	D1010-Elevators and Lifts	\$ 1,378,876	\$ 948,529	\$ 430,347
3,867	Alameda	Wiley W. Manuel Courthouse	D1010-Elevators and Lifts	\$ 1,021,158	\$ 1,021,158	\$ -
3,868	Los Angeles	Van Nuys Courthouse East	D1010-Elevators and Lifts	\$ 1,180,409	\$ 1,059,299	\$ 121,110
3,869	Santa Clara	Downtown Superior Court	D1010-Elevators and Lifts	\$ 1,060,576	\$ 1,060,576	\$ -
3,870	Ventura	Hall of Justice	D1010-Elevators and Lifts	\$ 1,601,441	\$ 1,118,767	\$ 482,674
3,871	Los Angeles	Clara Shortridge Foltz Criminal Justice Center	D1010-Elevators and Lifts	\$ 1,792,539	\$ 1,233,088	\$ 559,451
3,872	San Diego	South County Regional Center	D1010-Elevators and Lifts	\$ 1,257,931	\$ 1,257,931	\$ -
3,873	Los Angeles	Van Nuys Courthouse West	D1010-Elevators and Lifts	\$ 1,756,861	\$ 1,413,922	\$ 342,939
3,874	Los Angeles	Clara Shortridge Foltz Criminal Justice Center	D1010-Elevators and Lifts	\$ 2,757,753	\$ 1,897,058	\$ 860,695
3,875	Los Angeles	Stanley Mosk Courthouse	D1010-Elevators and Lifts	\$ 2,052,133	\$ 1,995,905	\$ 56,228
3,876	Los Angeles	Inglewood Courthouse	D1010-Elevators and Lifts	\$ 2,857,986	\$ 2,857,986	\$ -
3,877	Los Angeles	Edmund D. Edelman Children's Court	D1010-Elevators and Lifts	\$ 5,226,146	\$ 3,657,780	\$ 1,568,366
3,878	Los Angeles	Clara Shortridge Foltz Criminal Justice Center	D1010-Elevators and Lifts	\$ 6,776,044	\$ 4,661,241	\$ 2,114,803
3,879	Stanislaus	Hall of Records	D1013-Lifts	\$ 11,269	\$ 5,271	\$ 5,998
3,880	Los Angeles	Santa Clarita Courthouse	D1013-Lifts	\$ 11,051	\$ 9,768	\$ 1,283
3,881	Los Angeles	Edmund D. Edelman Children's Court	D1013-Lifts	\$ 15,698	\$ 10,987	\$ 4,711
3,882	Stanislaus	Modesto Main Courthouse	D1013-Lifts	\$ 11,260	\$ 11,236	\$ 24
3,883	Kern	Bakersfield Superior Court	D1013-Lifts	\$ 15,730	\$ 15,730	\$ -
3,884	San Mateo	Hall of Justice	D1013-Lifts	\$ 16,103	\$ 16,103	\$ -
3,885	Fresno	Fresno County Courthouse	D1013-Lifts	\$ 16,890	\$ 16,199	\$ 691
3,886	Los Angeles	Burbank Courthouse	D1013-Lifts	\$ 22,103	\$ 20,061	\$ 2,042
3,887	Los Angeles	Hollywood Courthouse	D1013-Lifts	\$ 25,213	\$ 22,967	\$ 2,246
3,888	Tulare	Visalia Superior Court	D1013-Lifts	\$ 87,224	\$ 28,200	\$ 59,024
3,889	Los Angeles	West Covina Courthouse	D1013-Lifts	\$ 47,094	\$ 47,094	\$ -
3,890	Los Angeles	Bellflower Courthouse	D1013-Lifts	\$ 62,791	\$ 62,791	\$ -

Line #	County	Facility Name	Project System Targeted for Renewal	Project Rough Order of Magnitude	Judicial Branch Share of Cost	County Share of Cost
3,891	Los Angeles	Pomona Courthouse North	D1013-Lifts	\$ 62,791	\$ 62,791	\$ -
3,892	Los Angeles	Pomona Courthouse South	D1013-Lifts	\$ 62,791	\$ 62,791	\$ -
3,893	San Diego	Hall of Justice	D1013-Lifts	\$ 186,766	\$ 75,155	\$ 111,611
3,894	Los Angeles	Downey Courthouse	D1013-Lifts	\$ 109,885	\$ 109,885	\$ -
3,895	San Diego	East County Regional Center	D1013-Lifts	\$ 175,311	\$ 118,703	\$ 56,608
3,896	Santa Clara	Hall of Justice (East)	D1013-Lifts	\$ 217,599	\$ 217,599	\$ -
3,897	Kern	Bakersfield Justice Bldg.	D1020-Escalators and Moving Walks	\$ 480,694	\$ 245,538	\$ 235,156
3,898	San Diego	South County Regional Center	D1020-Escalators and Moving Walks	\$ 944,472	\$ 338,499	\$ 605,973
3,899	Los Angeles	Van Nuys Courthouse West	D1020-Escalators and Moving Walks	\$ 961,388	\$ 773,725	\$ 187,663
3,900	Los Angeles	Stanley Mosk Courthouse	D1020-Escalators and Moving Walks	\$ 6,227,878	\$ 6,057,234	\$ 170,644
3,901	Los Angeles	Stanley Mosk Courthouse	D1020-Escalators and Moving Walks	\$ 11,630,116	\$ 11,311,451	\$ 318,665
3,902	Ventura	Hall of Justice	D1090-Other Conveying Systems	\$ 35,979	\$ 25,135	\$ 10,844
3,903	Fresno	Fresno County Courthouse	D1090-Other Conveying Systems	\$ 26,989	\$ 26,989	\$ -
3,904	Fresno	Fresno County Courthouse	D1090-Other Conveying Systems	\$ 37,398	\$ 35,868	\$ 1,530
3,905	Los Angeles	Compton Courthouse	D1090-Other Conveying Systems	\$ 78,742	\$ 52,072	\$ 26,670
3,906	San Diego	County Courthouse	D1090-Other Conveying Systems	\$ 69,243	\$ 53,608	\$ 15,635
3,907	Los Angeles	Beverly Hills Courthouse	D1090-Other Conveying Systems	\$ 74,566	\$ 59,295	\$ 15,271
3,908	Alameda	Hayward Hall of Justice	D1090-Other Conveying Systems	\$ 60,953	\$ 60,953	\$ -
3,909	San Diego	Kearny Mesa Court	D1090-Other Conveying Systems	\$ 65,571	\$ 65,571	\$ -
3,910	Alameda	Fremont Hall of Justice	D1092-Pneumatic Tube Systems	\$ 177,565	\$ 177,565	\$ -
3,911	Placer	Historic Courthouse	D10-Conveying	\$ 101,541	\$ 101,541	\$ -
3,912	San Bernardino	Rancho Cucamonga Courthouse	D10-Conveying	\$ 297,701	\$ 226,402	\$ 71,299
3,913	San Bernardino	Chino Courthouse	D10-Conveying	\$ 363,581	\$ 363,581	\$ -
3,914	Los Angeles	Hall of Records	D2010-Plumbing Fixtures	\$ 3,034	\$ 321	\$ 2,713
3,915	Los Angeles	Hall of Records	D2010-Plumbing Fixtures	\$ 3,822	\$ 405	\$ 3,417
3,916	Los Angeles	Hall of Records	D2010-Plumbing Fixtures	\$ 4,718	\$ 500	\$ 4,218
3,917	Los Angeles	Eastlake Juvenile Court	D2010-Plumbing Fixtures	\$ 1,527	\$ 836	\$ 691
3,918	Los Angeles	Hall of Records	D2010-Plumbing Fixtures	\$ 8,072	\$ 855	\$ 7,217
3,919	Los Angeles	Monrovia Training Center	D2010-Plumbing Fixtures	\$ 1,298	\$ 912	\$ 386
3,920	Los Angeles	Monrovia Training Center	D2010-Plumbing Fixtures	\$ 1,325	\$ 931	\$ 394
3,921	Los Angeles	Pasadena Courthouse	D2010-Plumbing Fixtures	\$ 1,463	\$ 1,015	\$ 448
3,922	Los Angeles	Hall of Records	D2010-Plumbing Fixtures	\$ 9,890	\$ 1,047	\$ 8,843
3,923	Los Angeles	David M. Kenyon Juvenile Justice Center	D2010-Plumbing Fixtures	\$ 2,600	\$ 1,057	\$ 1,543
3,924	Los Angeles	Edmund D. Edelman Children's Court	D2010-Plumbing Fixtures	\$ 1,527	\$ 1,069	\$ 458
3,925	Los Angeles	Sylmar Juvenile Court	D2010-Plumbing Fixtures	\$ 3,222	\$ 1,105	\$ 2,117



Line #	County	Facility Name	Project System Targeted for Renewal	Project Rough Order of Magnitude	Judicial Branch Share of Cost	County Share of Cost
3,926	Santa Barbara	Santa Maria Courts, Bldg F	D2010-Plumbing Fixtures	\$ 1,245	\$ 1,245	\$ -
3,927	San Diego	Trailer - Storage A	D2010-Plumbing Fixtures	\$ 1,287	\$ 1,287	\$ -
3,928	Los Angeles	Los Padrinos Juvenile Court	D2010-Plumbing Fixtures	\$ 4,945	\$ 1,450	\$ 3,495
3,929	Alameda	Wiley W. Manuel Courthouse	D2010-Plumbing Fixtures	\$ 1,810	\$ 1,517	\$ 293
3,930	San Bernardino	Joshua Tree Courthouse	D2010-Plumbing Fixtures	\$ 4,674	\$ 1,581	\$ 3,093
3,931	Alameda	Fremont Hall of Justice	D2010-Plumbing Fixtures	\$ 1,754	\$ 1,754	\$ -
3,932	Los Angeles	Monrovia Training Center	D2010-Plumbing Fixtures	\$ 2,600	\$ 1,828	\$ 772
3,933	Los Angeles	Sylmar Juvenile Court	D2010-Plumbing Fixtures	\$ 5,381	\$ 1,846	\$ 3,535
3,934	Santa Barbara	Santa Maria Courts, Bldg F	D2010-Plumbing Fixtures	\$ 1,944	\$ 1,944	\$ -
3,935	Kings	Avenal Court	D2010-Plumbing Fixtures	\$ 1,950	\$ 1,950	\$ -
3,936	Alameda	Hayward Hall of Justice	D2010-Plumbing Fixtures	\$ 2,264	\$ 1,999	\$ 265
3,937	Los Angeles	East Los Angeles Courthouse	D2010-Plumbing Fixtures	\$ 2,714	\$ 2,109	\$ 605
3,938	El Dorado	Bldg. C	D2010-Plumbing Fixtures	\$ 10,196	\$ 2,111	\$ 8,085
3,939	San Diego	Trailer - Dept 34	D2010-Plumbing Fixtures	\$ 2,156	\$ 2,156	\$ -
3,940	San Diego	Trailer - Dept 35	D2010-Plumbing Fixtures	\$ 2,156	\$ 2,156	\$ -
3,941	Los Angeles	Glendale Courthouse	D2010-Plumbing Fixtures	\$ 2,408	\$ 2,180	\$ 228
3,942	Los Angeles	Sylmar Juvenile Court	D2010-Plumbing Fixtures	\$ 6,790	\$ 2,330	\$ 4,460
3,943	Los Angeles	Los Padrinos Juvenile Court	D2010-Plumbing Fixtures	\$ 8,072	\$ 2,367	\$ 5,705
3,944	San Luis Obispo	Paso Robles Courthouse	D2010-Plumbing Fixtures	\$ 2,432	\$ 2,432	\$ -
3,945	Santa Barbara	Figueroa Division	D2010-Plumbing Fixtures	\$ 2,432	\$ 2,432	\$ -
3,946	Solano	Law And Justice Center	D2010-Plumbing Fixtures	\$ 2,435	\$ 2,435	\$ -
3,947	San Diego	Kearny Mesa Court	D2010-Plumbing Fixtures	\$ 2,444	\$ 2,444	\$ -
3,948	Los Angeles	Eastlake Juvenile Court	D2010-Plumbing Fixtures	\$ 4,521	\$ 2,477	\$ 2,044
3,949	Kings	Corcoran Court	D2010-Plumbing Fixtures	\$ 2,490	\$ 2,490	\$ -
3,950	Kern	Arvin/ Lamont Branch	D2010-Plumbing Fixtures	\$ 4,294	\$ 2,615	\$ 1,679
3,951	Kern	Taft Courts Bldg.	D2010-Plumbing Fixtures	\$ 2,632	\$ 2,632	\$ -
3,952	Sacramento	Juvenile Courthouse	D2010-Plumbing Fixtures	\$ 2,632	\$ 2,632	\$ -
3,953	Los Angeles	Los Padrinos Juvenile Court	D2010-Plumbing Fixtures	\$ 9,053	\$ 2,654	\$ 6,399
3,954	San Diego	Trailer - Family Support	D2010-Plumbing Fixtures	\$ 2,656	\$ 2,656	\$ -
3,955	Riverside	Blythe Courthouse - Superior Court	D2010-Plumbing Fixtures	\$ 2,717	\$ 2,717	\$ -
3,956	Los Angeles	Beverly Hills Courthouse	D2010-Plumbing Fixtures	\$ 3,424	\$ 2,723	\$ 701
3,957	Kern	Arvin/ Lamont Branch	D2010-Plumbing Fixtures	\$ 4,494	\$ 2,737	\$ 1,757
3,958	Los Angeles	Glendale Courthouse	D2010-Plumbing Fixtures	\$ 3,034	\$ 2,747	\$ 287
3,959	Los Angeles	Glendale Courthouse	D2010-Plumbing Fixtures	\$ 3,034	\$ 2,747	\$ 287
3,960	Los Angeles	Los Padrinos Juvenile Court	D2010-Plumbing Fixtures	\$ 9,437	\$ 2,767	\$ 6,670
3,961	Los Angeles	Eastlake Juvenile Court	D2010-Plumbing Fixtures	\$ 5,063	\$ 2,774	\$ 2,289



Line #	County	Facility Name	Project System Targeted for Renewal	Project Rough Order of Magnitude	Judicial Branch Share of Cost	County Share of Cost
3,962	Orange	North Justice Center	D2010-Plumbing Fixtures	\$ 3,079	\$ 2,781	\$ 298
3,963	Los Angeles	Los Padrinos Juvenile Court	D2010-Plumbing Fixtures	\$ 9,555	\$ 2,802	\$ 6,753
3,964	Los Angeles	David M. Kenyon Juvenile Justice Center	D2010-Plumbing Fixtures	\$ 7,014	\$ 2,852	\$ 4,162
3,965	Santa Barbara	Santa Maria Juvenile Court (New)	D2010-Plumbing Fixtures	\$ 4,332	\$ 2,872	\$ 1,460
3,966	Los Angeles	El Monte Courthouse	D2010-Plumbing Fixtures	\$ 5,200	\$ 3,022	\$ 2,178
3,967	Los Angeles	Santa Clarita Courthouse	D2010-Plumbing Fixtures	\$ 3,420	\$ 3,023	\$ 397
3,968	Kings	Avenal Court	D2010-Plumbing Fixtures	\$ 3,037	\$ 3,037	\$ -
3,969	Contra Costa	Jail Annex	D2010-Plumbing Fixtures	\$ 3,103	\$ 3,103	\$ -
3,970	Contra Costa	Concord Courthouse	D2010-Plumbing Fixtures	\$ 3,145	\$ 3,145	\$ -
3,971	El Dorado	Johnson Bldg.	D2010-Plumbing Fixtures	\$ 3,146	\$ 3,146	\$ -
3,972	Merced	Main Merced Courthouse	D2010-Plumbing Fixtures	\$ 3,179	\$ 3,179	\$ -
3,973	Los Angeles	Beverly Hills Courthouse	D2010-Plumbing Fixtures	\$ 4,071	\$ 3,237	\$ 834
3,974	Los Angeles	David M. Kenyon Juvenile Justice Center	D2010-Plumbing Fixtures	\$ 8,072	\$ 3,282	\$ 4,790
3,975	Santa Barbara	Santa Maria Courts, Bldgs. A + B	D2010-Plumbing Fixtures	\$ 3,325	\$ 3,325	\$ -
3,976	Kings	Corcoran Court	D2010-Plumbing Fixtures	\$ 3,877	\$ 3,396	\$ 481
3,977	Shasta	Main Courthouse	D2010-Plumbing Fixtures	\$ 4,875	\$ 3,398	\$ 1,477
3,978	Riverside	Corona	D2010-Plumbing Fixtures	\$ 6,327	\$ 3,418	\$ 2,909
3,979	Los Angeles	El Monte Courthouse	D2010-Plumbing Fixtures	\$ 5,899	\$ 3,428	\$ 2,471
3,980	Kern	Shafter/Wasco Courts Bldg.	D2010-Plumbing Fixtures	\$ 3,969	\$ 3,570	\$ 399
3,981	Napa	Historic Courthouse	D2010-Plumbing Fixtures	\$ 3,579	\$ 3,579	\$ -
3,982	Los Angeles	Downey Courthouse	D2010-Plumbing Fixtures	\$ 4,303	\$ 3,602	\$ 701
3,983	Santa Barbara	Santa Maria Courts, Bldg F	D2010-Plumbing Fixtures	\$ 3,648	\$ 3,648	\$ -
3,984	Santa Barbara	Santa Maria Courts, Bldgs. A + B	D2010-Plumbing Fixtures	\$ 3,648	\$ 3,648	\$ -
3,985	El Dorado	Cameron Park	D2010-Plumbing Fixtures	\$ 3,664	\$ 3,664	\$ -
3,986	Los Angeles	Van Nuys Courthouse West	D2010-Plumbing Fixtures	\$ 4,635	\$ 3,730	\$ 905
3,987	San Francisco	Polk St. Annex	D2010-Plumbing Fixtures	\$ 3,739	\$ 3,739	\$ -
3,988	Alameda	Fremont Hall of Justice	D2010-Plumbing Fixtures	\$ 4,800	\$ 3,811	\$ 989
3,989	San Joaquin	Lodi Branch- Dept. 2	D2010-Plumbing Fixtures	\$ 3,858	\$ 3,858	\$ -
3,990	Los Angeles	Inglewood Juvenile Court	D2010-Plumbing Fixtures	\$ 3,937	\$ 3,937	\$ -
3,991	Los Angeles	Van Nuys Courthouse East	D2010-Plumbing Fixtures	\$ 4,399	\$ 3,948	\$ 451
3,992	Napa	Historic Courthouse	D2010-Plumbing Fixtures	\$ 4,215	\$ 3,962	\$ 253
3,993	Santa Barbara	Santa Maria Courts, Bldg F	D2010-Plumbing Fixtures	\$ 4,035	\$ 4,035	\$ -
3,994	Kern	Taft Courts Bldg.	D2010-Plumbing Fixtures	\$ 4,039	\$ 4,039	\$ -
3,995	Kern	Shafter/Wasco Courts Bldg.	D2010-Plumbing Fixtures	\$ 4,494	\$ 4,042	\$ 452



Line #	County	Facility Name	Project System Targeted for Renewal	Project Rough Order of Magnitude	Judicial Branch Share of Cost	County Share of Cost
3,996	Los Angeles	Malibu Courthouse	D2010-Plumbing Fixtures	\$ 10,762	\$ 4,087	\$ 6,675
3,997	Los Angeles	Van Nuys Courthouse East	D2010-Plumbing Fixtures	\$ 4,635	\$ 4,159	\$ 476
3,998	San Luis Obispo	1070 Palm St.	D2010-Plumbing Fixtures	\$ 4,185	\$ 4,185	\$ -
3,999	Kern	Delano/North Kern Court	D2010-Plumbing Fixtures	\$ 4,187	\$ 4,187	\$ -
4,000	Los Angeles	Van Nuys Courthouse West	D2010-Plumbing Fixtures	\$ 5,242	\$ 4,219	\$ 1,023
4,001	Kern	Delano/North Kern Court	D2010-Plumbing Fixtures	\$ 5,264	\$ 4,245	\$ 1,019
4,002	El Dorado	Johnson Bldg.	D2010-Plumbing Fixtures	\$ 4,278	\$ 4,278	\$ -
4,003	Los Angeles	Eastlake Juvenile Court	D2010-Plumbing Fixtures	\$ 7,849	\$ 4,300	\$ 3,549
4,004	San Mateo	Central Branch	D2010-Plumbing Fixtures	\$ 4,396	\$ 4,396	\$ -
4,005	Los Angeles	Eastlake Juvenile Court	D2010-Plumbing Fixtures	\$ 8,072	\$ 4,422	\$ 3,650
4,006	Del Norte	Del Norte County Superior Court	D2010-Plumbing Fixtures	\$ 7,280	\$ 4,460	\$ 2,820
4,007	Shasta	Main Courthouse	D2010-Plumbing Fixtures	\$ 6,436	\$ 4,487	\$ 1,949
4,008	Del Norte	Del Norte County Superior Court	D2010-Plumbing Fixtures	\$ 7,327	\$ 4,489	\$ 2,838
4,009	Kern	Bakersfield Justice Bldg.	D2010-Plumbing Fixtures	\$ 4,494	\$ 4,494	\$ -
4,010	Los Angeles	Torrance Courthouse	D2010-Plumbing Fixtures	\$ 4,973	\$ 4,497	\$ 476
4,011	Kern	Delano/North Kern Court	D2010-Plumbing Fixtures	\$ 4,533	\$ 4,533	\$ -
4,012	Kern	Taft Courts Bldg.	D2010-Plumbing Fixtures	\$ 4,533	\$ 4,533	\$ -
4,013	Kings	Avenal Court	D2010-Plumbing Fixtures	\$ 4,668	\$ 4,668	\$ -
4,014	Los Angeles	Van Nuys Courthouse East	D2010-Plumbing Fixtures	\$ 5,242	\$ 4,704	\$ 538
4,015	Riverside	Riverside Juvenile Court	D2010-Plumbing Fixtures	\$ 4,966	\$ 4,966	\$ -
4,016	Orange	North Justice Center	D2010-Plumbing Fixtures	\$ 5,515	\$ 4,981	\$ 534
4,017	Los Angeles	Whittier Courthouse	D2010-Plumbing Fixtures	\$ 5,089	\$ 5,089	\$ -
4,018	Los Angeles	Pasadena Courthouse	D2010-Plumbing Fixtures	\$ 7,450	\$ 5,167	\$ 2,283
4,019	Kern	Arvin/ Lamont Branch	D2010-Plumbing Fixtures	\$ 8,507	\$ 5,182	\$ 3,325
4,020	Kern	Arvin/ Lamont Branch	D2010-Plumbing Fixtures	\$ 8,507	\$ 5,182	\$ 3,325
4,021	Kern	Arvin/ Lamont Branch	D2010-Plumbing Fixtures	\$ 5,223	\$ 5,223	\$ -
4,022	Kern	Shafter/Wasco Courts Bldg.	D2010-Plumbing Fixtures	\$ 5,223	\$ 5,223	\$ -
4,023	Los Angeles	Malibu Courthouse	D2010-Plumbing Fixtures	\$ 13,891	\$ 5,276	\$ 8,615
4,024	Los Angeles	Santa Monica Courthouse	D2010-Plumbing Fixtures	\$ 6,840	\$ 5,369	\$ 1,471
4,025	San Diego	North County Regional Center - Annex	D2010-Plumbing Fixtures	\$ 5,380	\$ 5,380	\$ -
4,026	Los Angeles	Bellflower Courthouse	D2010-Plumbing Fixtures	\$ 5,381	\$ 5,381	\$ -
4,027	El Dorado	Johnson Bldg.	D2010-Plumbing Fixtures	\$ 5,389	\$ 5,389	\$ -
4,028	Sacramento	Credit Union Bldg.	D2010-Plumbing Fixtures	\$ 5,412	\$ 5,412	\$ -
4,029	San Bernardino	Joshua Tree Courthouse	D2010-Plumbing Fixtures	\$ 5,433	\$ 5,433	\$ -
4,030	Ventura	East County Courthouse	D2010-Plumbing Fixtures	\$ 8,878	\$ 5,482	\$ 3,396



Line #	County	Facility Name	Project System Targeted for Renewal	Project Rough Order of Magnitude	Judicial Branch Share of Cost	County Share of Cost
4,031	Tulare	Tulare Division	D2010-Plumbing Fixtures	\$ 5,537	\$ 5,537	\$ -
4,032	Los Angeles	San Fernando Courthouse	D2010-Plumbing Fixtures	\$ 5,548	\$ 5,548	\$ -
4,033	Kern	Bakersfield Juvenile Center	D2010-Plumbing Fixtures	\$ 8,404	\$ 5,611	\$ 2,793
4,034	Kern	Bakersfield Juvenile Center	D2010-Plumbing Fixtures	\$ 8,404	\$ 5,611	\$ 2,793
4,035	Los Angeles	Monrovia Training Center	D2010-Plumbing Fixtures	\$ 8,072	\$ 5,674	\$ 2,398
4,036	Merced	Old Court	D2010-Plumbing Fixtures	\$ 5,709	\$ 5,709	\$ -
4,037	Santa Barbara	Santa Barbara Jury Assembly Bldg.	D2010-Plumbing Fixtures	\$ 5,738	\$ 5,738	\$ -
4,038	Los Angeles	Norwalk Courthouse	D2010-Plumbing Fixtures	\$ 5,789	\$ 5,789	\$ -
4,039	San Luis Obispo	Grover Beach Branch	D2010-Plumbing Fixtures	\$ 5,814	\$ 5,814	\$ -
4,040	San Mateo	Central Branch	D2010-Plumbing Fixtures	\$ 5,855	\$ 5,855	\$ -
4,041	San Joaquin	Lodi Branch- Dept. 2	D2010-Plumbing Fixtures	\$ 5,940	\$ 5,940	\$ -
4,042	Riverside	Corona	D2010-Plumbing Fixtures	\$ 5,953	\$ 5,953	\$ -
4,043	Kings	Corcoran Court	D2010-Plumbing Fixtures	\$ 5,958	\$ 5,958	\$ -
4,044	Kern	Bakersfield Juvenile Center	D2010-Plumbing Fixtures	\$ 8,988	\$ 6,000	\$ 2,988
4,045	Napa	Historic Courthouse	D2010-Plumbing Fixtures	\$ 6,134	\$ 6,134	\$ -
4,046	Santa Cruz	Main Courthouse	D2010-Plumbing Fixtures	\$ 6,166	\$ 6,166	\$ -
4,047	Contra Costa	Walnut Creek Courthouse	D2010-Plumbing Fixtures	\$ 6,267	\$ 6,267	\$ -
4,048	Tulare	Tulare Division	D2010-Plumbing Fixtures	\$ 6,294	\$ 6,294	\$ -
4,049	Alameda	Hayward Hall of Justice	D2010-Plumbing Fixtures	\$ 7,147	\$ 6,311	\$ 836
4,050	San Mateo	Northern Branch Courthouse	D2010-Plumbing Fixtures	\$ 6,386	\$ 6,386	\$ -
4,051	El Dorado	Cameron Park	D2010-Plumbing Fixtures	\$ 6,400	\$ 6,400	\$ -
4,052	Los Angeles	Sylmar Juvenile Court	D2010-Plumbing Fixtures	\$ 18,874	\$ 6,476	\$ 12,398
4,053	Los Angeles	Parking Structure Lot 59- Whittier Admin CTR	D2010-Plumbing Fixtures	\$ 6,553	\$ 6,553	\$ -
4,054	Riverside	Hall of Justice	D2010-Plumbing Fixtures	\$ 6,591	\$ 6,591	\$ -
4,055	Riverside	Riverside Juvenile Court	D2010-Plumbing Fixtures	\$ 13,503	\$ 6,662	\$ 6,841
4,056	Sacramento	Carol Miller Justice Center Court Facility	D2010-Plumbing Fixtures	\$ 6,816	\$ 6,663	\$ 153
4,057	Orange	Civil Complex Center ("CXC")	D2010-Plumbing Fixtures	\$ 6,696	\$ 6,696	\$ -
4,058	Los Angeles	Beverly Hills Courthouse	D2010-Plumbing Fixtures	\$ 8,516	\$ 6,772	\$ 1,744
4,059	Los Angeles	Pasadena Courthouse	D2010-Plumbing Fixtures	\$ 9,940	\$ 6,893	\$ 3,047
4,060	San Diego	North County Regional Center - Annex	D2010-Plumbing Fixtures	\$ 6,915	\$ 6,915	\$ -
4,061	Los Angeles	Van Nuys Courthouse East	D2010-Plumbing Fixtures	\$ 7,833	\$ 7,029	\$ 804
4,062	San Bernardino	Chino Courthouse	D2010-Plumbing Fixtures	\$ 7,060	\$ 7,060	\$ -
4,063	Santa Barbara	Santa Maria Courts, Bldgs. A + B	D2010-Plumbing Fixtures	\$ 30,948	\$ 7,127	\$ 23,821



Line #	County	Facility Name	Project System Targeted for Renewal	Project Rough Order of Magnitude	Judicial Branch Share of Cost	County Share of Cost
4,064	Ventura	East County Courthouse	D2010-Plumbing Fixtures	\$ 11,629	\$ 7,181	\$ 4,448
4,065	Los Angeles	Sylmar Juvenile Court	D2010-Plumbing Fixtures	\$ 21,021	\$ 7,212	\$ 13,809
4,066	San Bernardino	Barstow Courthouse	D2010-Plumbing Fixtures	\$ 7,256	\$ 7,256	\$ -
4,067	San Bernardino	Fontana Courthouse	D2010-Plumbing Fixtures	\$ 7,256	\$ 7,256	\$ -
4,068	Butte	Chico Courthouse	D2010-Plumbing Fixtures	\$ 7,280	\$ 7,280	\$ -
4,069	Santa Barbara	Santa Maria Courts Bldgs C + D	D2010-Plumbing Fixtures	\$ 7,297	\$ 7,297	\$ -
4,070	Santa Barbara	Santa Maria Courts Bldgs C + D	D2010-Plumbing Fixtures	\$ 7,297	\$ 7,297	\$ -
4,071	Santa Barbara	Santa Maria Courts, Bldg G	D2010-Plumbing Fixtures	\$ 7,297	\$ 7,297	\$ -
4,072	Yolo	Family Support	D2010-Plumbing Fixtures	\$ 7,317	\$ 7,317	\$ -
4,073	Los Angeles	Monrovia Training Center	D2010-Plumbing Fixtures	\$ 10,494	\$ 7,376	\$ 3,118
4,074	Kern	Bakersfield Superior Court	D2010-Plumbing Fixtures	\$ 7,549	\$ 7,549	\$ -
4,075	Los Angeles	Monrovia Training Center	D2010-Plumbing Fixtures	\$ 10,803	\$ 7,593	\$ 3,210
4,076	Kern	Shafter/Wasco Courts Bldg.	D2010-Plumbing Fixtures	\$ 8,488	\$ 7,635	\$ 853
4,077	Humboldt	Humboldt County Courthouse (Eureka)	D2010-Plumbing Fixtures	\$ 22,951	\$ 7,656	\$ 15,295
4,078	Alameda	Wiley W. Manuel Courthouse	D2010-Plumbing Fixtures	\$ 7,720	\$ 7,720	\$ -
4,079	Los Angeles	El Monte Courthouse	D2010-Plumbing Fixtures	\$ 13,289	\$ 7,724	\$ 5,565
4,080	Los Angeles	Van Nuys Courthouse East	D2010-Plumbing Fixtures	\$ 8,607	\$ 7,724	\$ 883
4,081	Kern	Delano/North Kern Court	D2010-Plumbing Fixtures	\$ 7,784	\$ 7,784	\$ -
4,082	Kern	Bakersfield Justice Bldg.	D2010-Plumbing Fixtures	\$ 7,835	\$ 7,835	\$ -
4,083	Contra Costa	Walnut Creek Courthouse	D2010-Plumbing Fixtures	\$ 7,924	\$ 7,924	\$ -
4,084	Fresno	Fresno County Courthouse	D2010-Plumbing Fixtures	\$ 7,935	\$ 7,935	\$ -
4,085	Los Angeles	Pomona Courthouse North	D2010-Plumbing Fixtures	\$ 7,960	\$ 7,960	\$ -
4,086	Santa Barbara	Santa Maria Courts, Bldg G	D2010-Plumbing Fixtures	\$ 8,071	\$ 8,071	\$ -
4,087	Riverside	Hall of Justice	D2010-Plumbing Fixtures	\$ 8,171	\$ 8,171	\$ -
4,088	San Bernardino	Joshua Tree Courthouse	D2010-Plumbing Fixtures	\$ 8,219	\$ 8,219	\$ -
4,089	Sacramento	Credit Union Bldg.	D2010-Plumbing Fixtures	\$ 8,323	\$ 8,323	\$ -
4,090	Kern	Bakersfield Justice Bldg.	D2010-Plumbing Fixtures	\$ 8,441	\$ 8,441	\$ -
4,091	Los Angeles	Pomona Courthouse South	D2010-Plumbing Fixtures	\$ 8,666	\$ 8,666	\$ -
4,092	Los Angeles	El Monte Courthouse	D2010-Plumbing Fixtures	\$ 14,920	\$ 8,672	\$ 6,248
4,093	San Mateo	Central Branch	D2010-Plumbing Fixtures	\$ 8,706	\$ 8,706	\$ -
4,094	Los Angeles	Inglewood Juvenile Court	D2010-Plumbing Fixtures	\$ 8,842	\$ 8,842	\$ -
4,095	Los Angeles	Eastlake Juvenile Court	D2010-Plumbing Fixtures	\$ 16,205	\$ 8,877	\$ 7,328
4,096	San Bernardino	Barstow Courthouse	D2010-Plumbing Fixtures	\$ 9,069	\$ 9,069	\$ -
4,097	San Bernardino	Fontana Courthouse	D2010-Plumbing Fixtures	\$ 9,069	\$ 9,069	\$ -
4,098	San Bernardino	Victorville Courthouse-Dept. N-1	D2010-Plumbing Fixtures	\$ 9,069	\$ 9,069	\$ -



Line #	County	Facility Name	Project System Targeted for Renewal	Project Rough Order of Magnitude	Judicial Branch Share of Cost	County Share of Cost
4,099	Los Angeles	Van Nuys Courthouse West	D2010-Plumbing Fixtures	\$ 11,293	\$ 9,089	\$ 2,204
4,100	Placer	Historic Courthouse	D2010-Plumbing Fixtures	\$ 9,129	\$ 9,129	\$ -
4,101	Ventura	East County Courthouse	D2010-Plumbing Fixtures	\$ 14,888	\$ 9,193	\$ 5,695
4,102	Los Angeles	Monrovia Training Center	D2010-Plumbing Fixtures	\$ 13,197	\$ 9,276	\$ 3,921
4,103	Alameda	Fremont Hall of Justice	D2010-Plumbing Fixtures	\$ 9,298	\$ 9,298	\$ -
4,104	Riverside	Hemet	D2010-Plumbing Fixtures	\$ 9,344	\$ 9,344	\$ -
4,105	Imperial	Imperial County Courthouse	D2010-Plumbing Fixtures	\$ 9,348	\$ 9,348	\$ -
4,106	Los Angeles	El Monte Courthouse	D2010-Plumbing Fixtures	\$ 16,143	\$ 9,382	\$ 6,761
4,107	Los Angeles	Van Nuys Courthouse West	D2010-Plumbing Fixtures	\$ 11,748	\$ 9,455	\$ 2,293
4,108	Del Norte	Del Norte County Superior Court	D2010-Plumbing Fixtures	\$ 15,669	\$ 9,600	\$ 6,069
4,109	Santa Clara	Downtown Superior Court	D2010-Plumbing Fixtures	\$ 9,611	\$ 9,611	\$ -
4,110	Los Angeles	Santa Clarita Courthouse	D2010-Plumbing Fixtures	\$ 10,911	\$ 9,644	\$ 1,267
4,111	Santa Barbara	Santa Maria Courts Bldgs C + D	D2010-Plumbing Fixtures	\$ 17,701	\$ 9,682	\$ 8,019
4,112	San Luis Obispo	1070 Palm St.	D2010-Plumbing Fixtures	\$ 9,703	\$ 9,703	\$ -
4,113	Los Angeles	Edmund D. Edelman Children's Court	D2010-Plumbing Fixtures	\$ 13,921	\$ 9,743	\$ 4,178
4,114	Los Angeles	Van Nuys Courthouse West	D2010-Plumbing Fixtures	\$ 12,381	\$ 9,964	\$ 2,417
4,115	Santa Barbara	Santa Maria Courts Bldgs C + D	D2010-Plumbing Fixtures	\$ 9,995	\$ 9,995	\$ -
4,116	Alameda	George E. McDonald Hall of Justice	D2010-Plumbing Fixtures	\$ 10,021	\$ 10,021	\$ -
4,117	Los Angeles	El Monte Courthouse	D2010-Plumbing Fixtures	\$ 17,946	\$ 10,430	\$ 7,516
4,118	San Bernardino	Barstow Courthouse	D2010-Plumbing Fixtures	\$ 10,544	\$ 10,544	\$ -
4,119	San Bernardino	Victorville Courthouse-Dept. N-1	D2010-Plumbing Fixtures	\$ 10,544	\$ 10,544	\$ -
4,120	Kings	Avenal Court	D2010-Plumbing Fixtures	\$ 18,248	\$ 10,586	\$ 7,662
4,121	San Diego	North County Regional Center - North	D2010-Plumbing Fixtures	\$ 10,605	\$ 10,605	\$ -
4,122	Los Angeles	Central Arraignment Courts	D2010-Plumbing Fixtures	\$ 11,875	\$ 10,715	\$ 1,160
4,123	Santa Clara	Santa Clara Courthouse	D2010-Plumbing Fixtures	\$ 10,783	\$ 10,783	\$ -
4,124	Imperial	Imperial County Courthouse	D2010-Plumbing Fixtures	\$ 10,867	\$ 10,867	\$ -
4,125	San Bernardino	Joshua Tree Courthouse	D2010-Plumbing Fixtures	\$ 10,867	\$ 10,867	\$ -
4,126	San Diego	Kearny Mesa Court	D2010-Plumbing Fixtures	\$ 10,990	\$ 10,990	\$ -
4,127	Los Angeles	Van Nuys Courthouse East	D2010-Plumbing Fixtures	\$ 12,381	\$ 11,111	\$ 1,270
4,128	Los Angeles	El Monte Courthouse	D2010-Plumbing Fixtures	\$ 19,265	\$ 11,197	\$ 8,068
4,129	Santa Clara	Palo Alto Courthouse	D2010-Plumbing Fixtures	\$ 16,971	\$ 11,208	\$ 5,763
4,130	Kern	Arvin/ Lamont Branch	D2010-Plumbing Fixtures	\$ 18,540	\$ 11,293	\$ 7,247
4,131	Santa Barbara	Santa Maria Courts Bldgs C + D	D2010-Plumbing Fixtures	\$ 11,331	\$ 11,331	\$ -
4,132	Santa Barbara	Santa Maria Courts Bldgs C + D	D2010-Plumbing Fixtures	\$ 11,331	\$ 11,331	\$ -
4,133	Yolo	Family Support	D2010-Plumbing Fixtures	\$ 11,393	\$ 11,393	\$ -



Line #	County	Facility Name	Project System Targeted for Renewal	Project Rough Order of Magnitude	Judicial Branch Share of Cost	County Share of Cost
4,134	El Dorado	Bldg. C	D2010-Plumbing Fixtures	\$ 55,059	\$ 11,397	\$ 43,662
4,135	Tulare	Tulare Division	D2010-Plumbing Fixtures	\$ 11,419	\$ 11,419	\$ -
4,136	Kern	Arvin/ Lamont Branch	D2010-Plumbing Fixtures	\$ 18,817	\$ 11,461	\$ 7,356
4,137	Los Angeles	Eastlake Juvenile Court	D2010-Plumbing Fixtures	\$ 21,021	\$ 11,515	\$ 9,506
4,138	San Diego	East County Regional Center	D2010-Plumbing Fixtures	\$ 17,106	\$ 11,582	\$ 5,524
4,139	Los Angeles	Monrovia Training Center	D2010-Plumbing Fixtures	\$ 16,688	\$ 11,730	\$ 4,958
4,140	Los Angeles	Torrance Courthouse	D2010-Plumbing Fixtures	\$ 13,784	\$ 11,736	\$ 2,048
4,141	Contra Costa	Wakefield Taylor Courthouse	D2010-Plumbing Fixtures	\$ 11,869	\$ 11,869	\$ -
4,142	Santa Barbara	Santa Maria Courts, Bldg G	D2010-Plumbing Fixtures	\$ 12,072	\$ 12,072	\$ -
4,143	Los Angeles	El Monte Courthouse	D2010-Plumbing Fixtures	\$ 20,881	\$ 12,136	\$ 8,745
4,144	Kern	Arvin/ Lamont Branch	D2010-Plumbing Fixtures	\$ 20,024	\$ 12,197	\$ 7,827
4,145	Merced	Old Court	D2010-Plumbing Fixtures	\$ 12,226	\$ 12,226	\$ -
4,146	Los Angeles	Bellflower Courthouse	D2010-Plumbing Fixtures	\$ 15,746	\$ 12,272	\$ 3,474
4,147	Los Angeles	Van Nuys Courthouse East	D2010-Plumbing Fixtures	\$ 12,325	\$ 12,325	\$ -
4,148	Santa Clara	Historic Courthouse	D2010-Plumbing Fixtures	\$ 12,439	\$ 12,439	\$ -
4,149	Los Angeles	Pomona Courthouse South	D2010-Plumbing Fixtures	\$ 12,510	\$ 12,510	\$ -
4,150	Los Angeles	El Monte Courthouse	D2010-Plumbing Fixtures	\$ 21,525	\$ 12,510	\$ 9,015
4,151	Los Angeles	Glendale Courthouse	D2010-Plumbing Fixtures	\$ 13,891	\$ 12,577	\$ 1,314
4,152	Napa	Criminal Court Building	D2010-Plumbing Fixtures	\$ 12,646	\$ 12,646	\$ -
4,153	San Diego	South County Regional Center	D2010-Plumbing Fixtures	\$ 35,328	\$ 12,662	\$ 22,666
4,154	San Mateo	Northern Branch Courthouse	D2010-Plumbing Fixtures	\$ 12,687	\$ 12,687	\$ -
4,155	Orange	North Justice Center	D2010-Plumbing Fixtures	\$ 14,099	\$ 12,733	\$ 1,366
4,156	Orange	North Justice Center	D2010-Plumbing Fixtures	\$ 14,099	\$ 12,733	\$ 1,366
4,157	El Dorado	Bldg. C	D2010-Plumbing Fixtures	\$ 61,586	\$ 12,748	\$ 48,838
4,158	San Luis Obispo	Courthouse Annex	D2010-Plumbing Fixtures	\$ 12,766	\$ 12,766	\$ -
4,159	Solano	Law And Justice Center	D2010-Plumbing Fixtures	\$ 98,253	\$ 12,773	\$ 85,480
4,160	Alameda	Wiley W. Manuel Courthouse	D2010-Plumbing Fixtures	\$ 15,325	\$ 12,842	\$ 2,483
4,161	San Diego	Juvenile Court	D2010-Plumbing Fixtures	\$ 13,092	\$ 13,092	\$ -
4,162	Los Angeles	Van Nuys Courthouse East	D2010-Plumbing Fixtures	\$ 14,684	\$ 13,177	\$ 1,507
4,163	San Bernardino	Fontana Courthouse	D2010-Plumbing Fixtures	\$ 13,180	\$ 13,180	\$ -
4,164	Los Angeles	David M. Kenyon Juvenile Justice Center	D2010-Plumbing Fixtures	\$ 32,427	\$ 13,185	\$ 19,242
4,165	San Bernardino	Joshua Tree Courthouse	D2010-Plumbing Fixtures	\$ 13,414	\$ 13,414	\$ -
4,166	San Bernardino	Joshua Tree Courthouse	D2010-Plumbing Fixtures	\$ 13,414	\$ 13,414	\$ -
4,167	Santa Clara	Santa Clara Courthouse	D2010-Plumbing Fixtures	\$ 13,432	\$ 13,432	\$ -
4,168	San Diego	Juvenile Court	D2010-Plumbing Fixtures	\$ 13,525	\$ 13,525	\$ -



Line #	County	Facility Name	Project System Targeted for Renewal	Project Rough Order of Magnitude	Judicial Branch Share of Cost	County Share of Cost
4,169	El Dorado	Main St. Courthouse	D2010-Plumbing Fixtures	\$ 13,690	\$ 13,690	\$ -
4,170	Los Angeles	Glendale Courthouse	D2010-Plumbing Fixtures	\$ 15,137	\$ 13,705	\$ 1,432
4,171	San Diego	North County Regional Center - North	D2010-Plumbing Fixtures	\$ 13,830	\$ 13,830	\$ -
4,172	Los Angeles	Pasadena Courthouse	D2010-Plumbing Fixtures	\$ 19,994	\$ 13,866	\$ 6,128
4,173	Los Angeles	Pomona Courthouse North	D2010-Plumbing Fixtures	\$ 13,891	\$ 13,891	\$ -
4,174	San Mateo	Northern Branch Courthouse	D2010-Plumbing Fixtures	\$ 14,162	\$ 14,162	\$ -
4,175	Shasta	Main Courthouse	D2010-Plumbing Fixtures	\$ 20,332	\$ 14,173	\$ 6,159
4,176	Los Angeles	Downey Courthouse	D2010-Plumbing Fixtures	\$ 17,213	\$ 14,407	\$ 2,806
4,177	Kern	Arvin/ Lamont Branch	D2010-Plumbing Fixtures	\$ 23,662	\$ 14,413	\$ 9,249
4,178	Santa Barbara	Santa Maria Courts Bldgs C + D	D2010-Plumbing Fixtures	\$ 26,981	\$ 14,759	\$ 12,222
4,179	Santa Barbara	Santa Maria Courts Bldgs C + D	D2010-Plumbing Fixtures	\$ 26,981	\$ 14,759	\$ 12,222
4,180	Los Angeles	Burbank Courthouse	D2010-Plumbing Fixtures	\$ 16,366	\$ 14,854	\$ 1,512
4,181	Los Angeles	Hollywood Courthouse	D2010-Plumbing Fixtures	\$ 16,366	\$ 14,908	\$ 1,458
4,182	Imperial	Imperial County Courthouse	D2010-Plumbing Fixtures	\$ 14,950	\$ 14,950	\$ -
4,183	Orange	Civil Complex Center ("CXC")	D2010-Plumbing Fixtures	\$ 14,996	\$ 14,996	\$ -
4,184	Los Angeles	Santa Clarita Courthouse	D2010-Plumbing Fixtures	\$ 17,047	\$ 15,068	\$ 1,979
4,185	Los Angeles	Inglewood Juvenile Court	D2010-Plumbing Fixtures	\$ 15,202	\$ 15,202	\$ -
4,186	Los Angeles	Inglewood Courthouse	D2010-Plumbing Fixtures	\$ 15,216	\$ 15,216	\$ -
4,187	Los Angeles	West Covina Courthouse	D2010-Plumbing Fixtures	\$ 15,267	\$ 15,267	\$ -
4,188	Los Angeles	Monrovia Training Center	D2010-Plumbing Fixtures	\$ 21,969	\$ 15,442	\$ 6,527
4,189	Los Angeles	Edmund D. Edelman Children's Court	D2010-Plumbing Fixtures	\$ 22,100	\$ 15,468	\$ 6,632
4,190	Del Norte	Del Norte County Superior Court	D2010-Plumbing Fixtures	\$ 25,346	\$ 15,529	\$ 9,817
4,191	Contra Costa	Family Law Center	D2010-Plumbing Fixtures	\$ 15,541	\$ 15,541	\$ -
4,192	Ventura	East County Courthouse	D2010-Plumbing Fixtures	\$ 25,308	\$ 15,628	\$ 9,680
4,193	Los Angeles	Alfred J. McCourtney Juvenile Justice Center	D2010-Plumbing Fixtures	\$ 22,893	\$ 15,808	\$ 7,085
4,194	Fresno	Fresno County Courthouse	D2010-Plumbing Fixtures	\$ 15,880	\$ 15,880	\$ -
4,195	Orange	North Justice Center	D2010-Plumbing Fixtures	\$ 17,623	\$ 15,915	\$ 1,708
4,196	Los Angeles	Pomona Courthouse South	D2010-Plumbing Fixtures	\$ 15,921	\$ 15,921	\$ -
4,197	Los Angeles	Whittier Courthouse	D2010-Plumbing Fixtures	\$ 15,921	\$ 15,921	\$ -
4,198	Los Angeles	Whittier Courthouse	D2010-Plumbing Fixtures	\$ 15,921	\$ 15,921	\$ -
4,199	Los Angeles	Van Nuys Courthouse East	D2010-Plumbing Fixtures	\$ 17,743	\$ 15,923	\$ 1,820
4,200	Los Angeles	Van Nuys Courthouse East	D2010-Plumbing Fixtures	\$ 17,743	\$ 15,923	\$ 1,820
4,201	Alameda	Hayward Hall of Justice	D2010-Plumbing Fixtures	\$ 18,276	\$ 16,138	\$ 2,138
4,202	Santa Clara	Hall of Justice (West)	D2010-Plumbing Fixtures	\$ 16,230	\$ 16,230	\$ -





Line #	County	Facility Name	Project System Targeted for Renewal	Project Rough Order of Magnitude	Judicial Branch Share of Cost	County Share of Cost
4,203	Imperial	Imperial County Courthouse	D2010-Plumbing Fixtures	\$ 16,533	\$ 16,533	\$ -
4,204	Contra Costa	Bray Courts	D2010-Plumbing Fixtures	\$ 19,368	\$ 16,564	\$ 2,804
4,205	Placer	Historic Courthouse	D2010-Plumbing Fixtures	\$ 21,857	\$ 16,830	\$ 5,027
4,206	Orange	North Justice Center	D2010-Plumbing Fixtures	\$ 18,832	\$ 17,007	\$ 1,825
4,207	Orange	West Justice Center	D2010-Plumbing Fixtures	\$ 17,261	\$ 17,261	\$ -
4,208	San Diego	Hall of Justice	D2010-Plumbing Fixtures	\$ 17,288	\$ 17,288	\$ -
4,209	Alameda	Wiley W. Manuel Courthouse	D2010-Plumbing Fixtures	\$ 17,365	\$ 17,365	\$ -
4,210	Los Angeles	Van Nuys Courthouse West	D2010-Plumbing Fixtures	\$ 21,582	\$ 17,369	\$ 4,213
4,211	Santa Barbara	Figuroa Division	D2010-Plumbing Fixtures	\$ 17,443	\$ 17,443	\$ -
4,212	Kern	Delano/North Kern Court	D2010-Plumbing Fixtures	\$ 17,629	\$ 17,629	\$ -
4,213	Santa Barbara	Santa Maria Courts Bldgs C + D	D2010-Plumbing Fixtures	\$ 17,701	\$ 17,701	\$ -
4,214	Solano	Solano Justice Building	D2010-Plumbing Fixtures	\$ 23,473	\$ 17,863	\$ 5,610
4,215	Imperial	Imperial County Courthouse	D2010-Plumbing Fixtures	\$ 18,079	\$ 18,079	\$ -
4,216	Stanislaus	Ceres Superior Court	D2010-Plumbing Fixtures	\$ 18,138	\$ 18,138	\$ -
4,217	Santa Barbara	Santa Maria Courts, Bldg G	D2010-Plumbing Fixtures	\$ 18,858	\$ 18,196	\$ 662
4,218	Kings	Avenal Court	D2010-Plumbing Fixtures	\$ 18,248	\$ 18,248	\$ -
4,219	San Bernardino	Fontana Courthouse	D2010-Plumbing Fixtures	\$ 18,258	\$ 18,258	\$ -
4,220	Los Angeles	Bellflower Courthouse	D2010-Plumbing Fixtures	\$ 18,522	\$ 18,522	\$ -
4,221	Contra Costa	George D. Carroll Courthouse	D2010-Plumbing Fixtures	\$ 18,800	\$ 18,800	\$ -
4,222	Santa Clara	Historic Courthouse	D2010-Plumbing Fixtures	\$ 18,853	\$ 18,853	\$ -
4,223	Kern	Delano/North Kern Court	D2010-Plumbing Fixtures	\$ 18,935	\$ 18,935	\$ -
4,224	Kern	Taft Courts Bldg.	D2010-Plumbing Fixtures	\$ 18,935	\$ 18,935	\$ -
4,225	Lake	Lakeport Court Facility	D2010-Plumbing Fixtures	\$ 63,119	\$ 18,936	\$ 44,183
4,226	Yolo	Family Support	D2010-Plumbing Fixtures	\$ 115,055	\$ 19,214	\$ 95,841
4,227	Kern	Bakersfield Juvenile Center	D2010-Plumbing Fixtures	\$ 28,929	\$ 19,313	\$ 9,616
4,228	Los Angeles	Downey Courthouse	D2010-Plumbing Fixtures	\$ 23,152	\$ 19,378	\$ 3,774
4,229	Contra Costa	Walnut Creek Courthouse	D2010-Plumbing Fixtures	\$ 19,405	\$ 19,405	\$ -
4,230	Los Angeles	Pasadena Courthouse	D2010-Plumbing Fixtures	\$ 27,990	\$ 19,411	\$ 8,579
4,231	Kings	Corcoran Court	D2010-Plumbing Fixtures	\$ 22,162	\$ 19,414	\$ 2,748
4,232	Los Angeles	David M. Kenyon Juvenile Justice Center	D2010-Plumbing Fixtures	\$ 47,811	\$ 19,440	\$ 28,371
4,233	Los Angeles	Torrance Courthouse	D2010-Plumbing Fixtures	\$ 22,906	\$ 19,502	\$ 3,404
4,234	Solano	Law And Justice Center	D2010-Plumbing Fixtures	\$ 154,100	\$ 19,524	\$ 134,576
4,235	San Luis Obispo	Grover Beach Branch	D2010-Plumbing Fixtures	\$ 19,947	\$ 19,947	\$ -
4,236	San Bernardino	Victorville Courthouse-Dept. N-1	D2010-Plumbing Fixtures	\$ 20,117	\$ 20,117	\$ -
4,237	Kern	Bakersfield Juvenile Center	D2010-Plumbing Fixtures	\$ 30,357	\$ 20,266	\$ 10,091

Line #	County	Facility Name	Project System Targeted for Renewal	Project Rough Order of Magnitude	Judicial Branch Share of Cost	County Share of Cost
4,238	Imperial	Imperial County Courthouse	D2010-Plumbing Fixtures	\$ 20,370	\$ 20,370	\$ -
4,239	Los Angeles	Alfred J. McCourtney Juvenile Justice Center	D2010-Plumbing Fixtures	\$ 29,610	\$ 20,446	\$ 9,164
4,240	Orange	North Justice Center	D2010-Plumbing Fixtures	\$ 22,717	\$ 20,516	\$ 2,201
4,241	Los Angeles	Torrance Courthouse	D2010-Plumbing Fixtures	\$ 24,546	\$ 20,898	\$ 3,648
4,242	Riverside	Riverside Juvenile Court	D2010-Plumbing Fixtures	\$ 21,093	\$ 21,093	\$ -
4,243	San Diego	South County Regional Center	D2010-Plumbing Fixtures	\$ 21,211	\$ 21,211	\$ -
4,244	Orange	North Justice Center	D2010-Plumbing Fixtures	\$ 23,539	\$ 21,258	\$ 2,281
4,245	Tulare	Tulare Division	D2010-Plumbing Fixtures	\$ 30,675	\$ 21,473	\$ 9,203
4,246	Los Angeles	Downey Courthouse	D2010-Plumbing Fixtures	\$ 21,525	\$ 21,525	\$ -
4,247	Los Angeles	Downey Courthouse	D2010-Plumbing Fixtures	\$ 21,525	\$ 21,525	\$ -
4,248	San Luis Obispo	Courthouse Annex	D2010-Plumbing Fixtures	\$ 21,636	\$ 21,636	\$ -
4,249	Los Angeles	Beverly Hills Courthouse	D2010-Plumbing Fixtures	\$ 27,277	\$ 21,691	\$ 5,586
4,250	El Dorado	Bldg. C	D2010-Plumbing Fixtures	\$ 21,734	\$ 21,734	\$ -
4,251	Los Angeles	Edmund D. Edelman Children's Court	D2010-Plumbing Fixtures	\$ 31,198	\$ 21,835	\$ 9,363
4,252	Los Angeles	El Monte Courthouse	D2010-Plumbing Fixtures	\$ 37,668	\$ 21,893	\$ 15,775
4,253	Santa Clara	Hall of Justice (West)	D2010-Plumbing Fixtures	\$ 22,027	\$ 22,027	\$ -
4,254	Los Angeles	Santa Monica Courthouse	D2010-Plumbing Fixtures	\$ 28,228	\$ 22,156	\$ 6,072
4,255	San Luis Obispo	Courthouse Annex	D2010-Plumbing Fixtures	\$ 22,376	\$ 22,376	\$ -
4,256	San Francisco	Hall of Justice	D2010-Plumbing Fixtures	\$ 22,635	\$ 22,635	\$ -
4,257	Orange	Betty Lou Lamoreaux Justice Center	D2010-Plumbing Fixtures	\$ 28,752	\$ 22,987	\$ 5,765
4,258	Los Angeles	Inglewood Courthouse	D2010-Plumbing Fixtures	\$ 30,947	\$ 23,074	\$ 7,873
4,259	Los Angeles	Inglewood Courthouse	D2010-Plumbing Fixtures	\$ 23,116	\$ 23,116	\$ -
4,260	San Joaquin	Lodi Branch- Dept. 2	D2010-Plumbing Fixtures	\$ 23,123	\$ 23,123	\$ -
4,261	Los Angeles	Whittier Courthouse	D2010-Plumbing Fixtures	\$ 23,152	\$ 23,152	\$ -
4,262	Santa Barbara	Santa Barbara County Courthouse	D2010-Plumbing Fixtures	\$ 23,258	\$ 23,258	\$ -
4,263	Los Angeles	Pasadena Courthouse	D2010-Plumbing Fixtures	\$ 33,553	\$ 23,269	\$ 10,284
4,264	Kern	Delano/North Kern Court	D2010-Plumbing Fixtures	\$ 23,376	\$ 23,376	\$ -
4,265	Shasta	Main Courthouse	D2010-Plumbing Fixtures	\$ 33,575	\$ 23,405	\$ 10,170
4,266	Kern	Bakersfield Juvenile Center	D2010-Plumbing Fixtures	\$ 23,505	\$ 23,505	\$ -
4,267	Los Angeles	Bellflower Courthouse	D2010-Plumbing Fixtures	\$ 30,272	\$ 23,594	\$ 6,678
4,268	Contra Costa	George D. Carroll Courthouse	D2010-Plumbing Fixtures	\$ 23,772	\$ 23,772	\$ -
4,269	San Mateo	Hall of Justice	D2010-Plumbing Fixtures	\$ 45,270	\$ 23,857	\$ 21,413
4,270	Alameda	Fremont Hall of Justice	D2010-Plumbing Fixtures	\$ 24,054	\$ 24,054	\$ -
4,271	Alameda	Hayward Hall of Justice	D2010-Plumbing Fixtures	\$ 24,054	\$ 24,054	\$ -
4,272	Los Angeles	Inglewood Juvenile Court	D2010-Plumbing Fixtures	\$ 24,421	\$ 24,421	\$ -



Line #	County	Facility Name	Project System Targeted for Renewal	Project Rough Order of Magnitude	Judicial Branch Share of Cost	County Share of Cost
4,273	Orange	North Justice Center	D2010-Plumbing Fixtures	\$ 27,229	\$ 24,591	\$ 2,638
4,274	Contra Costa	Wakefield Taylor Courthouse	D2010-Plumbing Fixtures	\$ 24,763	\$ 24,763	\$ -
4,275	Los Angeles	San Fernando Courthouse	D2010-Plumbing Fixtures	\$ 24,789	\$ 24,789	\$ -
4,276	Los Angeles	Van Nuys Courthouse East	D2010-Plumbing Fixtures	\$ 28,057	\$ 25,178	\$ 2,879
4,277	Fresno	Fresno County Courthouse	D2010-Plumbing Fixtures	\$ 25,197	\$ 25,197	\$ -
4,278	Santa Clara	Hall of Justice (West)	D2010-Plumbing Fixtures	\$ 25,373	\$ 25,373	\$ -
4,279	San Mateo	Hall of Justice	D2010-Plumbing Fixtures	\$ 25,374	\$ 25,374	\$ -
4,280	Kern	Shafter/Wasco Courts Bldg.	D2010-Plumbing Fixtures	\$ 28,226	\$ 25,389	\$ 2,837
4,281	Los Angeles	Inglewood Courthouse	D2010-Plumbing Fixtures	\$ 25,684	\$ 25,684	\$ -
4,282	Los Angeles	Burbank Courthouse	D2010-Plumbing Fixtures	\$ 28,412	\$ 25,787	\$ 2,625
4,283	Los Angeles	Hollywood Courthouse	D2010-Plumbing Fixtures	\$ 28,412	\$ 25,880	\$ 2,532
4,284	San Bernardino	Joshua Tree Courthouse	D2010-Plumbing Fixtures	\$ 26,961	\$ 26,961	\$ -
4,285	Kern	Bakersfield Justice Bldg.	D2010-Plumbing Fixtures	\$ 26,963	\$ 26,963	\$ -
4,286	Santa Barbara	Santa Maria Courts Bldgs C + D	D2010-Plumbing Fixtures	\$ 26,981	\$ 26,981	\$ -
4,287	Riverside	Corona	D2010-Plumbing Fixtures	\$ 27,006	\$ 27,006	\$ -
4,288	Santa Barbara	Santa Maria Courts, Bldg G	D2010-Plumbing Fixtures	\$ 28,745	\$ 27,736	\$ 1,009
4,289	San Bernardino	Chino Courthouse	D2010-Plumbing Fixtures	\$ 27,811	\$ 27,811	\$ -
4,290	Los Angeles	Pomona Courthouse South	D2010-Plumbing Fixtures	\$ 28,008	\$ 28,008	\$ -
4,291	Riverside	Family Law Court	D2010-Plumbing Fixtures	\$ 28,154	\$ 28,154	\$ -
4,292	Los Angeles	Edmund D. Edelman Children's Court	D2010-Plumbing Fixtures	\$ 40,358	\$ 28,247	\$ 12,111
4,293	Fresno	Fresno County Courthouse	D2010-Plumbing Fixtures	\$ 28,283	\$ 28,283	\$ -
4,294	Alameda	Fremont Hall of Justice	D2010-Plumbing Fixtures	\$ 28,429	\$ 28,429	\$ -
4,295	Butte	Butte County Courthouse	D2010-Plumbing Fixtures	\$ 29,119	\$ 29,119	\$ -
4,296	Los Angeles	Bellflower Courthouse	D2010-Plumbing Fixtures	\$ 29,596	\$ 29,596	\$ -
4,297	Contra Costa	Concord Courthouse	D2010-Plumbing Fixtures	\$ 29,757	\$ 29,757	\$ -
4,298	Los Angeles	Central Arraignment Courts	D2010-Plumbing Fixtures	\$ 33,113	\$ 29,878	\$ 3,235
4,299	Solano	Law And Justice Center	D2010-Plumbing Fixtures	\$ 235,856	\$ 29,883	\$ 205,973
4,300	Tulare	Visalia Superior Court	D2010-Plumbing Fixtures	\$ 30,072	\$ 30,072	\$ -
4,301	Los Angeles	Edmund D. Edelman Children's Court	D2010-Plumbing Fixtures	\$ 43,213	\$ 30,245	\$ 12,968
4,302	Contra Costa	Bray Courts	D2010-Plumbing Fixtures	\$ 30,633	\$ 30,633	\$ -
4,303	San Bernardino	Barstow Courthouse	D2010-Plumbing Fixtures	\$ 31,195	\$ 31,195	\$ -
4,304	Kern	Bakersfield Justice Bldg.	D2010-Plumbing Fixtures	\$ 31,340	\$ 31,340	\$ -
4,305	Los Angeles	Central Arraignment Courts	D2010-Plumbing Fixtures	\$ 34,928	\$ 31,516	\$ 3,412
4,306	Los Angeles	Van Nuys Courthouse West	D2010-Plumbing Fixtures	\$ 39,921	\$ 32,128	\$ 7,793
4,307	San Diego	South County Regional Center	D2010-Plumbing Fixtures	\$ 32,278	\$ 32,278	\$ -
4,308	Santa Clara	Downtown Superior Court	D2010-Plumbing Fixtures	\$ 32,460	\$ 32,460	\$ -



Line #	County	Facility Name	Project System Targeted for Renewal	Project Rough Order of Magnitude	Judicial Branch Share of Cost	County Share of Cost
4,309	Kern	Taft Courts Bldg.	D2010-Plumbing Fixtures	\$ 33,009	\$ 33,009	\$ -
4,310	Orange	West Justice Center	D2010-Plumbing Fixtures	\$ 33,481	\$ 33,481	\$ -
4,311	Tulare	Visalia Superior Court	D2010-Plumbing Fixtures	\$ 33,486	\$ 33,486	\$ -
4,312	Riverside	Corona	D2010-Plumbing Fixtures	\$ 33,758	\$ 33,758	\$ -
4,313	San Diego	Kearny Mesa Court	D2010-Plumbing Fixtures	\$ 34,008	\$ 34,008	\$ -
4,314	Los Angeles	Santa Monica Courthouse	D2010-Plumbing Fixtures	\$ 43,644	\$ 34,256	\$ 9,388
4,315	Los Angeles	El Monte Courthouse	D2010-Plumbing Fixtures	\$ 59,417	\$ 34,533	\$ 24,884
4,316	Los Angeles	Inglewood Juvenile Court	D2010-Plumbing Fixtures	\$ 35,650	\$ 35,650	\$ -
4,317	Orange	Harbor Justice Center-Newport Beach Facility	D2010-Plumbing Fixtures	\$ 35,688	\$ 35,688	\$ -
4,318	Kern	Bakersfield Justice Bldg.	D2010-Plumbing Fixtures	\$ 36,173	\$ 36,173	\$ -
4,319	Los Angeles	Glendale Courthouse	D2010-Plumbing Fixtures	\$ 40,358	\$ 36,540	\$ 3,818
4,320	Kern	Bakersfield Superior Court	D2010-Plumbing Fixtures	\$ 36,563	\$ 36,563	\$ -
4,321	Sacramento	Gordon Schaber Sacramento Superior Court	D2010-Plumbing Fixtures	\$ 36,635	\$ 36,635	\$ -
4,322	San Diego	Family Court	D2010-Plumbing Fixtures	\$ 36,652	\$ 36,652	\$ -
4,323	Solano	Solano Justice Building	D2010-Plumbing Fixtures	\$ 36,815	\$ 36,815	\$ -
4,324	Alameda	Fremont Hall of Justice	D2010-Plumbing Fixtures	\$ 46,416	\$ 36,854	\$ 9,562
4,325	Los Angeles	Bellflower Courthouse	D2010-Plumbing Fixtures	\$ 47,383	\$ 36,930	\$ 10,453
4,326	Los Angeles	Glendale Courthouse	D2010-Plumbing Fixtures	\$ 42,042	\$ 38,065	\$ 3,977
4,327	Los Angeles	Chatsworth Courthouse	D2010-Plumbing Fixtures	\$ 45,472	\$ 38,106	\$ 7,366
4,328	El Dorado	Cameron Park	D2010-Plumbing Fixtures	\$ 38,114	\$ 38,114	\$ -
4,329	San Francisco	Polk St. Annex	D2010-Plumbing Fixtures	\$ 38,922	\$ 38,922	\$ -
4,330	Sonoma	Hall of Justice	D2010-Plumbing Fixtures	\$ 38,969	\$ 38,969	\$ -
4,331	San Diego	South County Regional Center	D2010-Plumbing Fixtures	\$ 109,461	\$ 39,231	\$ 70,230
4,332	Kern	Shafter/Wasco Courts Bldg.	D2010-Plumbing Fixtures	\$ 43,780	\$ 39,380	\$ 4,400
4,333	Santa Clara	Downtown Superior Court	D2010-Plumbing Fixtures	\$ 39,594	\$ 39,594	\$ -
4,334	Riverside	Southwest Justice Center	D2010-Plumbing Fixtures	\$ 52,109	\$ 39,811	\$ 12,298
4,335	Kern	Bakersfield Juvenile Center	D2010-Plumbing Fixtures	\$ 60,153	\$ 40,158	\$ 19,995
4,336	Los Angeles	Van Nuys Courthouse East	D2010-Plumbing Fixtures	\$ 46,523	\$ 41,750	\$ 4,773
4,337	Los Angeles	Inglewood Juvenile Court	D2010-Plumbing Fixtures	\$ 42,165	\$ 42,165	\$ -
4,338	Kern	Bakersfield Justice Bldg.	D2010-Plumbing Fixtures	\$ 42,454	\$ 42,454	\$ -
4,339	Los Angeles	Pasadena Courthouse	D2010-Plumbing Fixtures	\$ 61,692	\$ 42,783	\$ 18,909
4,340	Los Angeles	Alfred J. McCourtney Juvenile Justice Center	D2010-Plumbing Fixtures	\$ 62,076	\$ 42,863	\$ 19,213
4,341	Imperial	Imperial County Courthouse	D2010-Plumbing Fixtures	\$ 42,928	\$ 42,928	\$ -



Line #	County	Facility Name	Project System Targeted for Renewal	Project Rough Order of Magnitude	Judicial Branch Share of Cost	County Share of Cost
4,342	San Bernardino	Joshua Tree Courthouse	D2010-Plumbing Fixtures	\$ 42,928	\$ 42,928	\$ -
4,343	Solano	Law And Justice Center	D2010-Plumbing Fixtures	\$ 43,055	\$ 43,055	\$ -
4,344	Los Angeles	Metropolitan Courthouse	D2010-Plumbing Fixtures	\$ 45,697	\$ 43,202	\$ 2,495
4,345	Santa Clara	Hall of Justice (East)	D2010-Plumbing Fixtures	\$ 43,646	\$ 43,646	\$ -
4,346	Los Angeles	Torrance Courthouse	D2010-Plumbing Fixtures	\$ 51,306	\$ 43,682	\$ 7,624
4,347	Los Angeles	Pomona Courthouse North	D2010-Plumbing Fixtures	\$ 44,356	\$ 44,356	\$ -
4,348	Contra Costa	Jail Annex	D2010-Plumbing Fixtures	\$ 45,110	\$ 45,110	\$ -
4,349	Humboldt	Humboldt County Courthouse (Eureka)	D2010-Plumbing Fixtures	\$ 137,734	\$ 45,948	\$ 91,786
4,350	Orange	Harbor Justice Center-Newport Beach Facility	D2010-Plumbing Fixtures	\$ 55,567	\$ 46,854	\$ 8,713
4,351	Los Angeles	Pomona Courthouse South	D2010-Plumbing Fixtures	\$ 47,686	\$ 47,686	\$ -
4,352	Los Angeles	Alfred J. McCourtney Juvenile Justice Center	D2010-Plumbing Fixtures	\$ 69,959	\$ 48,307	\$ 21,652
4,353	Butte	Chico Courthouse	D2010-Plumbing Fixtures	\$ 48,984	\$ 48,984	\$ -
4,354	Los Angeles	El Monte Courthouse	D2010-Plumbing Fixtures	\$ 84,774	\$ 49,271	\$ 35,503
4,355	Los Angeles	Malibu Courthouse	D2010-Plumbing Fixtures	\$ 132,012	\$ 50,138	\$ 81,874
4,356	San Diego	North County Regional Center - South	D2010-Plumbing Fixtures	\$ 75,555	\$ 50,803	\$ 24,752
4,357	Los Angeles	West Covina Courthouse	D2010-Plumbing Fixtures	\$ 50,935	\$ 50,935	\$ -
4,358	Orange	Betty Lou Lamoreaux Justice Center	D2010-Plumbing Fixtures	\$ 63,904	\$ 51,091	\$ 12,813
4,359	Los Angeles	Whittier Courthouse	D2010-Plumbing Fixtures	\$ 51,116	\$ 51,116	\$ -
4,360	Los Angeles	Santa Monica Courthouse	D2010-Plumbing Fixtures	\$ 65,348	\$ 51,292	\$ 14,056
4,361	Fresno	Fresno County Courthouse	D2010-Plumbing Fixtures	\$ 53,653	\$ 51,459	\$ 2,194
4,362	Alameda	Wiley W. Manuel Courthouse	D2010-Plumbing Fixtures	\$ 62,053	\$ 52,000	\$ 10,053
4,363	Solano	Hall of Justice	D2010-Plumbing Fixtures	\$ 52,662	\$ 52,662	\$ -
4,364	Los Angeles	Pomona Courthouse North	D2010-Plumbing Fixtures	\$ 52,680	\$ 52,680	\$ -
4,365	Alameda	Fremont Hall of Justice	D2010-Plumbing Fixtures	\$ 53,701	\$ 53,701	\$ -
4,366	San Diego	South County Regional Center	D2010-Plumbing Fixtures	\$ 54,143	\$ 54,143	\$ -
4,367	Orange	Central Justice Center	D2010-Plumbing Fixtures	\$ 54,244	\$ 54,244	\$ -
4,368	Sacramento	Carol Miller Justice Center Court Facility	D2010-Plumbing Fixtures	\$ 56,258	\$ 54,992	\$ 1,266
4,369	Los Angeles	Glendale Courthouse	D2010-Plumbing Fixtures	\$ 61,339	\$ 55,536	\$ 5,803
4,370	Los Angeles	Pomona Courthouse South	D2010-Plumbing Fixtures	\$ 55,566	\$ 55,566	\$ -
4,371	Los Angeles	Central Arraignment Courts	D2010-Plumbing Fixtures	\$ 62,076	\$ 56,011	\$ 6,065
4,372	Imperial	Imperial County Courthouse	D2010-Plumbing Fixtures	\$ 56,057	\$ 56,057	\$ -



Line #	County	Facility Name	Project System Targeted for Renewal	Project Rough Order of Magnitude	Judicial Branch Share of Cost	County Share of Cost
4,373	Riverside	Larson Justice Center	D2010-Plumbing Fixtures	\$ 56,944	\$ 56,944	\$ -
4,374	Los Angeles	Pasadena Courthouse	D2010-Plumbing Fixtures	\$ 82,761	\$ 57,395	\$ 25,366
4,375	Kern	Bakersfield Justice Bldg.	D2010-Plumbing Fixtures	\$ 57,818	\$ 57,818	\$ -
4,376	Del Norte	Del Norte County Superior Court	D2010-Plumbing Fixtures	\$ 94,532	\$ 57,920	\$ 36,612
4,377	Kern	Bakersfield Superior Court	D2010-Plumbing Fixtures	\$ 58,420	\$ 58,420	\$ -
4,378	Los Angeles	Beverly Hills Courthouse	D2010-Plumbing Fixtures	\$ 73,872	\$ 58,743	\$ 15,129
4,379	Kern	Bakersfield Superior Court	D2010-Plumbing Fixtures	\$ 58,974	\$ 58,974	\$ -
4,380	Riverside	Hall of Justice	D2010-Plumbing Fixtures	\$ 59,441	\$ 59,441	\$ -
4,381	Los Angeles	East Los Angeles Courthouse	D2010-Plumbing Fixtures	\$ 77,474	\$ 60,213	\$ 17,261
4,382	Los Angeles	San Fernando Courthouse	D2010-Plumbing Fixtures	\$ 60,548	\$ 60,548	\$ -
4,383	Los Angeles	West Covina Courthouse	D2010-Plumbing Fixtures	\$ 60,584	\$ 60,584	\$ -
4,384	Kern	Bakersfield Superior Court	D2010-Plumbing Fixtures	\$ 62,679	\$ 62,679	\$ -
4,385	Contra Costa	Bray Courts	D2010-Plumbing Fixtures	\$ 64,259	\$ 64,259	\$ -
4,386	Los Angeles	Edmund D. Edelman Children's Court	D2010-Plumbing Fixtures	\$ 92,721	\$ 64,895	\$ 27,826
4,387	San Mateo	Central Branch	D2010-Plumbing Fixtures	\$ 65,687	\$ 65,687	\$ -
4,388	Los Angeles	Airport Courthouse	D2010-Plumbing Fixtures	\$ 85,284	\$ 65,814	\$ 19,470
4,389	Los Angeles	Metropolitan Courthouse	D2010-Plumbing Fixtures	\$ 69,957	\$ 66,137	\$ 3,820
4,390	Los Angeles	West Covina Courthouse	D2010-Plumbing Fixtures	\$ 66,337	\$ 66,337	\$ -
4,391	Los Angeles	East Los Angeles Courthouse	D2010-Plumbing Fixtures	\$ 85,475	\$ 66,431	\$ 19,044
4,392	San Francisco	Hall of Justice	D2010-Plumbing Fixtures	\$ 66,606	\$ 66,606	\$ -
4,393	Kern	Bakersfield Justice Bldg.	D2010-Plumbing Fixtures	\$ 66,921	\$ 66,921	\$ -
4,394	San Bernardino	Victorville Courthouse-Dept. N-1	D2010-Plumbing Fixtures	\$ 67,206	\$ 67,206	\$ -
4,395	Los Angeles	Alhambra Courthouse	D2010-Plumbing Fixtures	\$ 78,424	\$ 67,445	\$ 10,979
4,396	Tulare	Visalia Superior Court	D2010-Plumbing Fixtures	\$ 67,821	\$ 67,821	\$ -
4,397	Los Angeles	Pomona Courthouse North	D2010-Plumbing Fixtures	\$ 68,155	\$ 68,155	\$ -
4,398	Los Angeles	West Covina Courthouse	D2010-Plumbing Fixtures	\$ 68,155	\$ 68,155	\$ -
4,399	Orange	Harbor Justice Center-Newport Beach Facility	D2010-Plumbing Fixtures	\$ 81,366	\$ 68,608	\$ 12,758
4,400	Stanislaus	Modesto Main Courthouse	D2010-Plumbing Fixtures	\$ 70,552	\$ 70,404	\$ 148
4,401	Alameda	Wiley W. Manuel Courthouse	D2010-Plumbing Fixtures	\$ 70,948	\$ 70,948	\$ -
4,402	Los Angeles	Pasadena Courthouse	D2010-Plumbing Fixtures	\$ 103,071	\$ 71,480	\$ 31,591
4,403	Los Angeles	East Los Angeles Courthouse	D2010-Plumbing Fixtures	\$ 93,114	\$ 72,368	\$ 20,746
4,404	Napa	Historic Courthouse	D2010-Plumbing Fixtures	\$ 72,960	\$ 72,960	\$ -
4,405	Riverside	Larson Justice Center	D2010-Plumbing Fixtures	\$ 75,311	\$ 73,345	\$ 1,966
4,406	Los Angeles	Van Nuys Courthouse East	D2010-Plumbing Fixtures	\$ 83,734	\$ 75,143	\$ 8,591
4,407	San Bernardino	Barstow Courthouse	D2010-Plumbing Fixtures	\$ 77,286	\$ 77,286	\$ -



Line #	County	Facility Name	Project System Targeted for Renewal	Project Rough Order of Magnitude	Judicial Branch Share of Cost	County Share of Cost
4,408	Los Angeles	Downey Courthouse	D2010-Plumbing Fixtures	\$ 93,049	\$ 77,882	\$ 15,167
4,409	Napa	Criminal Court Building	D2010-Plumbing Fixtures	\$ 77,895	\$ 77,895	\$ -
4,410	Los Angeles	Torrance Courthouse	D2010-Plumbing Fixtures	\$ 86,872	\$ 78,558	\$ 8,314
4,411	San Francisco	Civic Center Courthouse	D2010-Plumbing Fixtures	\$ 79,909	\$ 79,909	\$ -
4,412	San Diego	East County Regional Center	D2010-Plumbing Fixtures	\$ 119,038	\$ 80,601	\$ 38,437
4,413	Los Angeles	Van Nuys Courthouse East	D2010-Plumbing Fixtures	\$ 90,187	\$ 80,934	\$ 9,253
4,414	Los Angeles	Inglewood Courthouse	D2010-Plumbing Fixtures	\$ 81,925	\$ 81,925	\$ -
4,415	Solano	Hall of Justice	D2010-Plumbing Fixtures	\$ 82,595	\$ 82,595	\$ -
4,416	Tulare	Visalia Superior Court	D2010-Plumbing Fixtures	\$ 261,018	\$ 84,387	\$ 176,631
4,417	Solano	Solano Justice Building	D2010-Plumbing Fixtures	\$ 110,927	\$ 84,415	\$ 26,512
4,418	Sacramento	Carol Miller Justice Center Court Facility	D2010-Plumbing Fixtures	\$ 86,513	\$ 84,566	\$ 1,947
4,419	Humboldt	Humboldt County Courthouse (Eureka)	D2010-Plumbing Fixtures	\$ 86,084	\$ 86,084	\$ -
4,420	Los Angeles	Bellflower Courthouse	D2010-Plumbing Fixtures	\$ 110,752	\$ 86,320	\$ 24,432
4,421	Fresno	Fresno County Courthouse	D2010-Plumbing Fixtures	\$ 91,350	\$ 87,614	\$ 3,736
4,422	Solano	Hall of Justice	D2010-Plumbing Fixtures	\$ 121,012	\$ 88,121	\$ 32,891
4,423	Los Angeles	Van Nuys Courthouse West	D2010-Plumbing Fixtures	\$ 110,801	\$ 89,173	\$ 21,628
4,424	San Bernardino	Fontana Courthouse	D2010-Plumbing Fixtures	\$ 89,371	\$ 89,371	\$ -
4,425	Alameda	Hayward Hall of Justice	D2010-Plumbing Fixtures	\$ 89,501	\$ 89,501	\$ -
4,426	Los Angeles	El Monte Courthouse	D2010-Plumbing Fixtures	\$ 154,106	\$ 89,566	\$ 64,540
4,427	El Dorado	Bldg. C	D2010-Plumbing Fixtures	\$ 434,193	\$ 89,878	\$ 344,315
4,428	Los Angeles	San Fernando Courthouse	D2010-Plumbing Fixtures	\$ 108,234	\$ 90,278	\$ 17,956
4,429	San Diego	South County Regional Center	D2010-Plumbing Fixtures	\$ 91,094	\$ 91,094	\$ -
4,430	Solano	Hall of Justice	D2010-Plumbing Fixtures	\$ 126,416	\$ 92,056	\$ 34,360
4,431	Nevada	Nevada City Courthouse	D2010-Plumbing Fixtures	\$ 141,812	\$ 92,887	\$ 48,925
4,432	Alameda	Hayward Hall of Justice	D2010-Plumbing Fixtures	\$ 93,353	\$ 93,353	\$ -
4,433	San Bernardino	Rancho Cucamonga Courthouse	D2010-Plumbing Fixtures	\$ 94,209	\$ 94,209	\$ -
4,434	Ventura	Hall of Justice	D2010-Plumbing Fixtures	\$ 97,200	\$ 97,200	\$ -
4,435	Riverside	Hall of Justice	D2010-Plumbing Fixtures	\$ 97,325	\$ 97,325	\$ -
4,436	Nevada	Nevada City Courthouse Annex	D2010-Plumbing Fixtures	\$ 228,498	\$ 97,591	\$ 130,907
4,437	Santa Barbara	Santa Maria Courts Bldgs C + D	D2010-Plumbing Fixtures	\$ 179,718	\$ 98,306	\$ 81,412
4,438	Santa Barbara	Santa Maria Courts Bldgs C + D	D2010-Plumbing Fixtures	\$ 179,718	\$ 98,306	\$ 81,412
4,439	Los Angeles	Eastlake Juvenile Court	D2010-Plumbing Fixtures	\$ 181,868	\$ 99,627	\$ 82,241
4,440	Santa Clara	Historic Courthouse	D2010-Plumbing Fixtures	\$ 101,799	\$ 101,799	\$ -
4,441	Tulare	Visalia Superior Court	D2010-Plumbing Fixtures	\$ 102,150	\$ 102,150	\$ -



Line #	County	Facility Name	Project System Targeted for Renewal	Project Rough Order of Magnitude	Judicial Branch Share of Cost	County Share of Cost
4,442	Alameda	Wiley W. Manuel Courthouse	D2010-Plumbing Fixtures	\$ 122,999	\$ 103,073	\$ 19,926
4,443	Los Angeles	Metropolitan Courthouse	D2010-Plumbing Fixtures	\$ 109,110	\$ 103,153	\$ 5,957
4,444	Los Angeles	Alhambra Courthouse	D2010-Plumbing Fixtures	\$ 119,994	\$ 103,195	\$ 16,799
4,445	Orange	Betty Lou Lamoreaux Justice Center	D2010-Plumbing Fixtures	\$ 129,637	\$ 103,645	\$ 25,992
4,446	Santa Barbara	Santa Maria Courts Bldgs C + D	D2010-Plumbing Fixtures	\$ 105,479	\$ 105,479	\$ -
4,447	Los Angeles	Bellflower Courthouse	D2010-Plumbing Fixtures	\$ 135,507	\$ 105,614	\$ 29,893
4,448	Los Angeles	West Covina Courthouse	D2010-Plumbing Fixtures	\$ 108,445	\$ 108,445	\$ -
4,449	Los Angeles	Torrance Courthouse	D2010-Plumbing Fixtures	\$ 127,688	\$ 108,714	\$ 18,974
4,450	Placer	Historic Courthouse	D2010-Plumbing Fixtures	\$ 143,534	\$ 110,521	\$ 33,013
4,451	Imperial	Imperial County Courthouse	D2010-Plumbing Fixtures	\$ 110,817	\$ 110,817	\$ -
4,452	Los Angeles	Alfred J. McCourtney Juvenile Justice Center	D2010-Plumbing Fixtures	\$ 161,443	\$ 111,476	\$ 49,967
4,453	San Bernardino	Rancho Cucamonga Courthouse	D2010-Plumbing Fixtures	\$ 147,300	\$ 112,022	\$ 35,278
4,454	Los Angeles	Van Nuys Courthouse East	D2010-Plumbing Fixtures	\$ 126,113	\$ 113,174	\$ 12,939
4,455	Los Angeles	Inglewood Courthouse	D2010-Plumbing Fixtures	\$ 113,962	\$ 113,962	\$ -
4,456	Los Angeles	East Los Angeles Courthouse	D2010-Plumbing Fixtures	\$ 147,987	\$ 115,015	\$ 32,972
4,457	El Dorado	Johnson Bldg.	D2010-Plumbing Fixtures	\$ 115,043	\$ 115,043	\$ -
4,458	Los Angeles	Compton Courthouse	D2010-Plumbing Fixtures	\$ 115,621	\$ 115,621	\$ -
4,459	Humboldt	Humboldt County Courthouse (Eureka)	D2010-Plumbing Fixtures	\$ 115,884	\$ 115,884	\$ -
4,460	Alameda	Fremont Hall of Justice	D2010-Plumbing Fixtures	\$ 117,402	\$ 117,402	\$ -
4,461	Los Angeles	Clara Shortridge Foltz Criminal Justice Center	D2010-Plumbing Fixtures	\$ 170,950	\$ 117,597	\$ 53,353
4,462	Orange	Civil Complex Center ("CXC")	D2010-Plumbing Fixtures	\$ 118,880	\$ 118,880	\$ -
4,463	Los Angeles	Whittier Courthouse	D2010-Plumbing Fixtures	\$ 119,054	\$ 119,054	\$ -
4,464	Solano	Law And Justice Center	D2010-Plumbing Fixtures	\$ 949,334	\$ 120,281	\$ 829,053
4,465	Los Angeles	Pomona Courthouse South	D2010-Plumbing Fixtures	\$ 124,713	\$ 124,713	\$ -
4,466	San Francisco	Hall of Justice	D2010-Plumbing Fixtures	\$ 125,432	\$ 125,432	\$ -
4,467	Contra Costa	Walnut Creek Courthouse	D2010-Plumbing Fixtures	\$ 127,389	\$ 127,389	\$ -
4,468	Los Angeles	Pomona Courthouse South	D2010-Plumbing Fixtures	\$ 127,790	\$ 127,790	\$ -
4,469	Los Angeles	Alhambra Courthouse	D2010-Plumbing Fixtures	\$ 149,784	\$ 128,814	\$ 20,970
4,470	Orange	North Justice Center	D2010-Plumbing Fixtures	\$ 142,791	\$ 128,955	\$ 13,836
4,471	Los Angeles	Norwalk Courthouse	D2010-Plumbing Fixtures	\$ 152,705	\$ 129,845	\$ 22,860
4,472	Los Angeles	Norwalk Courthouse	D2010-Plumbing Fixtures	\$ 155,190	\$ 131,958	\$ 23,232
4,473	Santa Clara	Downtown Superior Court	D2010-Plumbing Fixtures	\$ 133,071	\$ 133,071	\$ -
4,474	Orange	North Justice Center	D2010-Plumbing Fixtures	\$ 150,375	\$ 135,804	\$ 14,571





Line #	County	Facility Name	Project System Targeted for Renewal	Project Rough Order of Magnitude	Judicial Branch Share of Cost	County Share of Cost
4,475	Los Angeles	Compton Courthouse	D2010-Plumbing Fixtures	\$ 136,397	\$ 136,397	\$ -
4,476	San Diego	County Courthouse	D2010-Plumbing Fixtures	\$ 176,778	\$ 136,862	\$ 39,916
4,477	Los Angeles	Compton Courthouse	D2010-Plumbing Fixtures	\$ 140,153	\$ 140,153	\$ -
4,478	Los Angeles	Michael D. Antonovich Antelope Valley Courthouse	D2010-Plumbing Fixtures	\$ 191,872	\$ 141,045	\$ 50,827
4,479	Kern	Bakersfield Justice Bldg.	D2010-Plumbing Fixtures	\$ 141,280	\$ 141,280	\$ -
4,480	Santa Clara	Santa Clara Courthouse	D2010-Plumbing Fixtures	\$ 141,523	\$ 141,523	\$ -
4,481	Shasta	Main Courthouse	D2010-Plumbing Fixtures	\$ 205,095	\$ 142,972	\$ 62,123
4,482	Los Angeles	Van Nuys Courthouse West	D2010-Plumbing Fixtures	\$ 178,389	\$ 143,567	\$ 34,822
4,483	Los Angeles	Norwalk Courthouse	D2010-Plumbing Fixtures	\$ 170,950	\$ 145,359	\$ 25,591
4,484	Los Angeles	East Los Angeles Courthouse	D2010-Plumbing Fixtures	\$ 188,350	\$ 146,386	\$ 41,964
4,485	Ventura	East County Courthouse	D2010-Plumbing Fixtures	\$ 239,018	\$ 147,594	\$ 91,424
4,486	Riverside	Hall of Justice	D2010-Plumbing Fixtures	\$ 148,582	\$ 148,582	\$ -
4,487	San Bernardino	Chino Courthouse	D2010-Plumbing Fixtures	\$ 152,246	\$ 152,246	\$ -
4,488	Stanislaus	Modesto Main Courthouse	D2010-Plumbing Fixtures	\$ 155,374	\$ 155,048	\$ 326
4,489	Los Angeles	Pasadena Courthouse	D2010-Plumbing Fixtures	\$ 225,654	\$ 156,491	\$ 69,163
4,490	Los Angeles	Downey Courthouse	D2010-Plumbing Fixtures	\$ 187,426	\$ 156,876	\$ 30,550
4,491	Los Angeles	Metropolitan Courthouse	D2010-Plumbing Fixtures	\$ 166,544	\$ 157,451	\$ 9,093
4,492	San Diego	East County Regional Center	D2010-Plumbing Fixtures	\$ 158,365	\$ 158,365	\$ -
4,493	Sacramento	Gordon Schaber Sacramento Superior Court	D2010-Plumbing Fixtures	\$ 163,693	\$ 163,693	\$ -
4,494	Los Angeles	Edmund D. Edelman Children's Court	D2010-Plumbing Fixtures	\$ 236,621	\$ 165,611	\$ 71,010
4,495	Sacramento	Gordon Schaber Sacramento Superior Court	D2010-Plumbing Fixtures	\$ 166,034	\$ 166,034	\$ -
4,496	Los Angeles	Beverly Hills Courthouse	D2010-Plumbing Fixtures	\$ 209,929	\$ 166,936	\$ 42,993
4,497	Los Angeles	Inglewood Courthouse	D2010-Plumbing Fixtures	\$ 168,764	\$ 168,764	\$ -
4,498	San Bernardino	Chino Courthouse	D2010-Plumbing Fixtures	\$ 169,808	\$ 169,808	\$ -
4,499	Los Angeles	Van Nuys Courthouse West	D2010-Plumbing Fixtures	\$ 216,194	\$ 173,993	\$ 42,201
4,500	Riverside	Corona	D2010-Plumbing Fixtures	\$ 175,752	\$ 175,752	\$ -
4,501	Los Angeles	Whittier Courthouse	D2010-Plumbing Fixtures	\$ 177,090	\$ 177,090	\$ -
4,502	San Diego	South County Regional Center	D2010-Plumbing Fixtures	\$ 178,368	\$ 178,368	\$ -
4,503	Santa Barbara	Santa Maria Courts, Bldg G	D2010-Plumbing Fixtures	\$ 191,466	\$ 184,746	\$ 6,720
4,504	Orange	Central Justice Center	D2010-Plumbing Fixtures	\$ 186,825	\$ 186,825	\$ -
4,505	Stanislaus	Modesto Main Courthouse	D2010-Plumbing Fixtures	\$ 186,896	\$ 186,896	\$ -
4,506	Sacramento	Carol Miller Justice Center Court Facility	D2010-Plumbing Fixtures	\$ 187,917	\$ 187,917	\$ -



Line #	County	Facility Name	Project System Targeted for Renewal	Project Rough Order of Magnitude	Judicial Branch Share of Cost	County Share of Cost
4,507	Fresno	B.F. Sisk Courthouse	D2010-Plumbing Fixtures	\$ 188,816	\$ 188,816	\$ -
4,508	Contra Costa	Bray Courts	D2010-Plumbing Fixtures	\$ 189,633	\$ 189,633	\$ -
4,509	Ventura	Hall of Justice	D2010-Plumbing Fixtures	\$ 192,036	\$ 192,036	\$ -
4,510	Kern	Bakersfield Superior Court	D2010-Plumbing Fixtures	\$ 192,955	\$ 192,955	\$ -
4,511	Alameda	George E. McDonald Hall of Justice	D2010-Plumbing Fixtures	\$ 198,310	\$ 198,310	\$ -
4,512	San Diego	North County Regional Center - North	D2010-Plumbing Fixtures	\$ 205,050	\$ 205,050	\$ -
4,513	Los Angeles	Norwalk Courthouse	D2010-Plumbing Fixtures	\$ 242,165	\$ 205,913	\$ 36,252
4,514	San Diego	Kearny Mesa Court	D2010-Plumbing Fixtures	\$ 206,473	\$ 206,473	\$ -
4,515	Orange	North Justice Center	D2010-Plumbing Fixtures	\$ 233,174	\$ 210,579	\$ 22,595
4,516	Alameda	Wiley W. Manuel Courthouse	D2010-Plumbing Fixtures	\$ 218,930	\$ 218,930	\$ -
4,517	San Bernardino	Rancho Cucamonga Courthouse	D2010-Plumbing Fixtures	\$ 227,012	\$ 227,012	\$ -
4,518	Santa Clara	Hall of Justice (West)	D2010-Plumbing Fixtures	\$ 233,207	\$ 233,207	\$ -
4,519	Los Angeles	Downey Courthouse	D2010-Plumbing Fixtures	\$ 286,915	\$ 240,148	\$ 46,767
4,520	Los Angeles	Compton Courthouse	D2010-Plumbing Fixtures	\$ 240,325	\$ 240,325	\$ -
4,521	San Diego	Family Court	D2010-Plumbing Fixtures	\$ 242,411	\$ 242,411	\$ -
4,522	Kern	Bakersfield Superior Court	D2010-Plumbing Fixtures	\$ 244,929	\$ 244,929	\$ -
4,523	San Diego	East County Regional Center	D2010-Plumbing Fixtures	\$ 246,396	\$ 246,396	\$ -
4,524	Los Angeles	Norwalk Courthouse	D2010-Plumbing Fixtures	\$ 291,688	\$ 248,022	\$ 43,666
4,525	Sacramento	Gordon Schaber Sacramento Superior Court	D2010-Plumbing Fixtures	\$ 255,327	\$ 255,327	\$ -
4,526	Los Angeles	Stanley Mosk Courthouse	D2010-Plumbing Fixtures	\$ 271,932	\$ 264,481	\$ 7,451
4,527	San Diego	Juvenile Court	D2010-Plumbing Fixtures	\$ 277,886	\$ 277,886	\$ -
4,528	Solano	Solano Justice Building	D2010-Plumbing Fixtures	\$ 376,208	\$ 286,294	\$ 89,914
4,529	Los Angeles	Compton Courthouse	D2010-Plumbing Fixtures	\$ 291,409	\$ 291,409	\$ -
4,530	Riverside	Riverside Juvenile Court	D2010-Plumbing Fixtures	\$ 292,546	\$ 292,546	\$ -
4,531	Santa Cruz	Main Courthouse	D2010-Plumbing Fixtures	\$ 298,077	\$ 295,424	\$ 2,653
4,532	San Francisco	Hall of Justice	D2010-Plumbing Fixtures	\$ 300,482	\$ 300,482	\$ -
4,533	Alameda	Wiley W. Manuel Courthouse	D2010-Plumbing Fixtures	\$ 307,852	\$ 307,852	\$ -
4,534	Los Angeles	East Los Angeles Courthouse	D2010-Plumbing Fixtures	\$ 403,608	\$ 313,684	\$ 89,924
4,535	Ventura	Hall of Justice	D2010-Plumbing Fixtures	\$ 316,345	\$ 316,345	\$ -
4,536	Alameda	Wiley W. Manuel Courthouse	D2010-Plumbing Fixtures	\$ 316,894	\$ 316,894	\$ -
4,537	Los Angeles	Inglewood Courthouse	D2010-Plumbing Fixtures	\$ 319,129	\$ 319,129	\$ -
4,538	Los Angeles	El Monte Courthouse	D2010-Plumbing Fixtures	\$ 556,088	\$ 323,198	\$ 232,890
4,539	Los Angeles	Central Arraignment Courts	D2010-Plumbing Fixtures	\$ 364,425	\$ 328,821	\$ 35,604



Line #	County	Facility Name	Project System Targeted for Renewal	Project Rough Order of Magnitude	Judicial Branch Share of Cost	County Share of Cost
4,540	Sacramento	Carol Miller Justice Center Court Facility	D2010-Plumbing Fixtures	\$ 339,310	\$ 331,676	\$ 7,634
4,541	Los Angeles	Clara Shortridge Foltz Criminal Justice Center	D2010-Plumbing Fixtures	\$ 498,889	\$ 343,186	\$ 155,703
4,542	Orange	North Justice Center	D2010-Plumbing Fixtures	\$ 380,459	\$ 343,593	\$ 36,866
4,543	Tulare	Visalia Superior Court	D2010-Plumbing Fixtures	\$ 356,876	\$ 356,876	\$ -
4,544	Contra Costa	Wakefield Taylor Courthouse	D2010-Plumbing Fixtures	\$ 357,426	\$ 357,426	\$ -
4,545	Ventura	Hall of Justice	D2010-Plumbing Fixtures	\$ 517,257	\$ 361,356	\$ 155,901
4,546	Alameda	Fremont Hall of Justice	D2010-Plumbing Fixtures	\$ 461,159	\$ 366,160	\$ 94,999
4,547	Los Angeles	Stanley Mosk Courthouse	D2010-Plumbing Fixtures	\$ 388,683	\$ 378,033	\$ 10,650
4,548	Los Angeles	Santa Monica Courthouse	D2010-Plumbing Fixtures	\$ 522,947	\$ 410,461	\$ 112,486
4,549	Los Angeles	Torrance Courthouse	D2010-Plumbing Fixtures	\$ 491,692	\$ 418,627	\$ 73,065
4,550	Los Angeles	Stanley Mosk Courthouse	D2010-Plumbing Fixtures	\$ 461,416	\$ 448,773	\$ 12,643
4,551	Santa Barbara	Santa Barbara County Courthouse	D2010-Plumbing Fixtures	\$ 452,046	\$ 452,046	\$ -
4,552	Contra Costa	George D. Carroll Courthouse	D2010-Plumbing Fixtures	\$ 472,194	\$ 472,194	\$ -
4,553	Los Angeles	Pomona Courthouse South	D2010-Plumbing Fixtures	\$ 472,937	\$ 472,937	\$ -
4,554	Los Angeles	Compton Courthouse	D2010-Plumbing Fixtures	\$ 473,267	\$ 473,267	\$ -
4,555	Sacramento	Gordon Schaber Sacramento Superior Court	D2010-Plumbing Fixtures	\$ 482,318	\$ 482,318	\$ -
4,556	Los Angeles	Clara Shortridge Foltz Criminal Justice Center	D2010-Plumbing Fixtures	\$ 712,714	\$ 490,276	\$ 222,438
4,557	Tulare	Visalia Superior Court	D2010-Plumbing Fixtures	\$ 509,407	\$ 509,407	\$ -
4,558	Los Angeles	Clara Shortridge Foltz Criminal Justice Center	D2010-Plumbing Fixtures	\$ 775,949	\$ 533,775	\$ 242,174
4,559	San Diego	East County Regional Center	D2010-Plumbing Fixtures	\$ 551,822	\$ 551,822	\$ -
4,560	Alameda	Hayward Hall of Justice	D2010-Plumbing Fixtures	\$ 634,168	\$ 559,970	\$ 74,198
4,561	Los Angeles	Pasadena Courthouse	D2010-Plumbing Fixtures	\$ 833,531	\$ 578,054	\$ 255,477
4,562	Los Angeles	Norwalk Courthouse	D2010-Plumbing Fixtures	\$ 753,401	\$ 640,617	\$ 112,784
4,563	Los Angeles	Edmund D. Edelman Children's Court	D2010-Plumbing Fixtures	\$ 941,378	\$ 658,870	\$ 282,508
4,564	Los Angeles	Compton Courthouse	D2010-Plumbing Fixtures	\$ 707,578	\$ 707,578	\$ -
4,565	Orange	Harbor Justice Center-Newport Beach Facility	D2010-Plumbing Fixtures	\$ 761,923	\$ 761,923	\$ -
4,566	Orange	West Justice Center	D2010-Plumbing Fixtures	\$ 808,879	\$ 808,879	\$ -
4,567	Los Angeles	Compton Courthouse	D2010-Plumbing Fixtures	\$ 834,720	\$ 834,720	\$ -
4,568	Solano	Hall of Justice	D2010-Plumbing Fixtures	\$ 844,035	\$ 844,035	\$ -
4,569	Los Angeles	Compton Courthouse	D2010-Plumbing Fixtures	\$ 857,709	\$ 857,709	\$ -



Line #	County	Facility Name	Project System Targeted for Renewal	Project Rough Order of Magnitude	Judicial Branch Share of Cost	County Share of Cost
4,570	Los Angeles	San Fernando Courthouse	D2010-Plumbing Fixtures	\$ 1,433,310	\$ 1,195,524	\$ 237,786
4,571	Ventura	Hall of Justice	D2010-Plumbing Fixtures	\$ 1,241,418	\$ 1,241,418	\$ -
4,572	Los Angeles	Metropolitan Courthouse	D2010-Plumbing Fixtures	\$ 1,419,210	\$ 1,341,721	\$ 77,489
4,573	Los Angeles	Metropolitan Courthouse	D2010-Plumbing Fixtures	\$ 1,444,906	\$ 1,366,014	\$ 78,892
4,574	San Bernardino	Rancho Cucamonga Courthouse	D2010-Plumbing Fixtures	\$ 1,497,720	\$ 1,497,720	\$ -
4,575	Sacramento	Gordon Schaber Sacramento Superior Court	D2010-Plumbing Fixtures	\$ 1,764,660	\$ 1,764,660	\$ -
4,576	Orange	Betty Lou Lamoreaux Justice Center	D2010-Plumbing Fixtures	\$ 2,892,520	\$ 2,312,570	\$ 579,950
4,577	Los Angeles	Clara Shortridge Foltz Criminal Justice Center	D2010-Plumbing Fixtures	\$ 5,490,495	\$ 3,776,912	\$ 1,713,583
4,578	Los Angeles	Stanley Mosk Courthouse	D2010-Plumbing Fixtures	\$ 4,254,960	\$ 4,138,374	\$ 116,586
4,579	Lake	Lakeport Court Facility	D2020-Domestic Water Distribution	\$ 1,089	\$ 327	\$ 762
4,580	Sonoma	Hall of Justice	D2020-Domestic Water Distribution	\$ 1,945	\$ 1,155	\$ 790
4,581	Siskiyou	Siskiyou County Courthouse	D2020-Domestic Water Distribution	\$ 1,469	\$ 1,469	\$ -
4,582	Los Angeles	Malibu Courthouse	D2020-Domestic Water Distribution	\$ 4,320	\$ 1,641	\$ 2,679
4,583	Del Norte	Del Norte County Superior Court	D2020-Domestic Water Distribution	\$ 1,722	\$ 1,722	\$ -
4,584	Merced	Old Court	D2020-Domestic Water Distribution	\$ 1,723	\$ 1,723	\$ -
4,585	Contra Costa	Concord Courthouse	D2020-Domestic Water Distribution	\$ 1,883	\$ 1,883	\$ -
4,586	San Diego	Trailer - Storage A	D2020-Domestic Water Distribution	\$ 1,889	\$ 1,889	\$ -
4,587	Los Angeles	David M. Kenyon Juvenile Justice Center	D2020-Domestic Water Distribution	\$ 5,358	\$ 2,179	\$ 3,179
4,588	Riverside	Hemet	D2020-Domestic Water Distribution	\$ 2,232	\$ 2,232	\$ -
4,589	Stanislaus	Hall of Records	D2020-Domestic Water Distribution	\$ 2,553	\$ 2,553	\$ -
4,590	Los Angeles	Glendale Courthouse	D2020-Domestic Water Distribution	\$ 2,854	\$ 2,584	\$ 270
4,591	Kern	Taft Courts Bldg.	D2020-Domestic Water Distribution	\$ 2,766	\$ 2,766	\$ -
4,592	Los Angeles	Parking Structure Lot 59- Whittier Admin CTR	D2020-Domestic Water Distribution	\$ 2,854	\$ 2,854	\$ -
4,593	Imperial	Imperial County Courthouse	D2020-Domestic Water Distribution	\$ 2,893	\$ 2,893	\$ -
4,594	Los Angeles	Pasadena Courthouse	D2020-Domestic Water Distribution	\$ 4,345	\$ 3,013	\$ 1,332
4,595	Santa Barbara	Santa Barbara Court Trailer	D2020-Domestic Water Distribution	\$ 3,055	\$ 3,055	\$ -
4,596	Santa Barbara	Santa Barbara Juvenile Court	D2020-Domestic Water Distribution	\$ 3,055	\$ 3,055	\$ -
4,597	San Diego	Trailer - Dept 34	D2020-Domestic Water Distribution	\$ 3,163	\$ 3,163	\$ -
4,598	San Diego	Trailer - Dept 35	D2020-Domestic Water Distribution	\$ 3,163	\$ 3,163	\$ -
4,599	Los Angeles	Metropolitan Courthouse	D2020-Domestic Water Distribution	\$ 3,491	\$ 3,300	\$ 191
4,600	Del Norte	Del Norte County Superior Court	D2020-Domestic Water Distribution	\$ 3,316	\$ 3,316	\$ -
4,601	El Dorado	Cameron Park	D2020-Domestic Water Distribution	\$ 3,378	\$ 3,378	\$ -

Line #	County	Facility Name	Project System Targeted for Renewal	Project Rough Order of Magnitude	Judicial Branch Share of Cost	County Share of Cost
4,602	Los Angeles	Stanley Mosk Courthouse	D2020-Domestic Water Distribution	\$ 3,491	\$ 3,395	\$ 96
4,603	Riverside	Palm Springs Courts	D2020-Domestic Water Distribution	\$ 9,265	\$ 3,763	\$ 5,502
4,604	Los Angeles	Monrovia Training Center	D2020-Domestic Water Distribution	\$ 5,358	\$ 3,766	\$ 1,592
4,605	Kern	Delano/North Kern Court	D2020-Domestic Water Distribution	\$ 5,237	\$ 4,223	\$ 1,014
4,606	Orange	Civil Complex Center ("CXC")	D2020-Domestic Water Distribution	\$ 4,321	\$ 4,321	\$ -
4,607	Orange	Civil Complex Center ("CXC")	D2020-Domestic Water Distribution	\$ 4,321	\$ 4,321	\$ -
4,608	San Diego	Trailer - Family Support	D2020-Domestic Water Distribution	\$ 4,330	\$ 4,330	\$ -
4,609	Los Angeles	David M. Kenyon Juvenile Justice Center	D2020-Domestic Water Distribution	\$ 10,716	\$ 4,357	\$ 6,359
4,610	Los Angeles	Inglewood Juvenile Court	D2020-Domestic Water Distribution	\$ 5,588	\$ 4,514	\$ 1,074
4,611	Los Angeles	San Fernando Courthouse	D2020-Domestic Water Distribution	\$ 4,608	\$ 4,608	\$ -
4,612	San Diego	North County Regional Center - Annex	D2020-Domestic Water Distribution	\$ 4,645	\$ 4,645	\$ -
4,613	El Dorado	Cameron Park	D2020-Domestic Water Distribution	\$ 4,929	\$ 4,929	\$ -
4,614	Kern	Shafter/Wasco Courts Bldg.	D2020-Domestic Water Distribution	\$ 5,201	\$ 5,201	\$ -
4,615	Tulare	Tulare Division	D2020-Domestic Water Distribution	\$ 7,526	\$ 5,268	\$ 2,258
4,616	Shasta	Main Courthouse	D2020-Domestic Water Distribution	\$ 7,634	\$ 5,322	\$ 2,312
4,617	San Diego	Kearny Mesa Court	D2020-Domestic Water Distribution	\$ 5,365	\$ 5,365	\$ -
4,618	San Luis Obispo	1070 Palm St.	D2020-Domestic Water Distribution	\$ 5,498	\$ 5,498	\$ -
4,619	Los Angeles	Inglewood Courthouse	D2020-Domestic Water Distribution	\$ 7,413	\$ 5,527	\$ 1,886
4,620	San Luis Obispo	Grover Beach Branch	D2020-Domestic Water Distribution	\$ 5,715	\$ 5,715	\$ -
4,621	San Luis Obispo	1070 Palm St.	D2020-Domestic Water Distribution	\$ 5,805	\$ 5,805	\$ -
4,622	Los Angeles	Pomona Courthouse North	D2020-Domestic Water Distribution	\$ 5,853	\$ 5,853	\$ -
4,623	Riverside	Blythe Courthouse - Superior Court	D2020-Domestic Water Distribution	\$ 5,913	\$ 5,913	\$ -
4,624	San Bernardino	Fontana Courthouse	D2020-Domestic Water Distribution	\$ 5,934	\$ 5,934	\$ -
4,625	Tulare	Visalia Superior Court	D2020-Domestic Water Distribution	\$ 18,722	\$ 6,053	\$ 12,669
4,626	Sutter	Courthouse West	D2020-Domestic Water Distribution	\$ 6,326	\$ 6,326	\$ -
4,627	Los Angeles	Pasadena Courthouse	D2020-Domestic Water Distribution	\$ 9,145	\$ 6,342	\$ 2,803
4,628	Santa Barbara	Santa Barbara Jury Assembly Bldg.	D2020-Domestic Water Distribution	\$ 6,455	\$ 6,455	\$ -
4,629	San Mateo	Central Branch	D2020-Domestic Water Distribution	\$ 6,545	\$ 6,545	\$ -
4,630	San Diego	County Courthouse	D2020-Domestic Water Distribution	\$ 8,575	\$ 6,639	\$ 1,936
4,631	Kings	Avenal Court	D2020-Domestic Water Distribution	\$ 11,804	\$ 6,848	\$ 4,956
4,632	Nevada	Nevada City Courthouse	D2020-Domestic Water Distribution	\$ 7,060	\$ 7,060	\$ -
4,633	Butte	Butte County Courthouse	D2020-Domestic Water Distribution	\$ 7,155	\$ 7,155	\$ -
4,634	San Bernardino	Chino Courthouse	D2020-Domestic Water Distribution	\$ 7,532	\$ 7,532	\$ -
4,635	Santa Barbara	Santa Barbara County Courthouse	D2020-Domestic Water Distribution	\$ 7,565	\$ 7,565	\$ -



Line #	County	Facility Name	Project System Targeted for Renewal	Project Rough Order of Magnitude	Judicial Branch Share of Cost	County Share of Cost
4,636	Los Angeles	Burbank Courthouse	D2020-Domestic Water Distribution	\$ 8,556	\$ 7,765	\$ 791
4,637	Santa Clara	Historic Courthouse	D2020-Domestic Water Distribution	\$ 7,916	\$ 7,916	\$ -
4,638	San Bernardino	Barstow Courthouse	D2020-Domestic Water Distribution	\$ 7,928	\$ 7,928	\$ -
4,639	Riverside	Corona	D2020-Domestic Water Distribution	\$ 15,062	\$ 8,138	\$ 6,924
4,640	Riverside	Riverside Juvenile Court	D2020-Domestic Water Distribution	\$ 8,173	\$ 8,173	\$ -
4,641	Los Angeles	Airport Courthouse	D2020-Domestic Water Distribution	\$ 10,843	\$ 8,368	\$ 2,475
4,642	Butte	Butte County Courthouse	D2020-Domestic Water Distribution	\$ 8,419	\$ 8,419	\$ -
4,643	Orange	Betty Lou Lamoreaux Justice Center	D2020-Domestic Water Distribution	\$ 8,647	\$ 8,647	\$ -
4,644	Orange	West Justice Center	D2020-Domestic Water Distribution	\$ 8,647	\$ 8,647	\$ -
4,645	Orange	West Justice Center	D2020-Domestic Water Distribution	\$ 8,647	\$ 8,647	\$ -
4,646	Santa Barbara	Santa Maria Courts, Bldg F	D2020-Domestic Water Distribution	\$ 8,725	\$ 8,725	\$ -
4,647	Contra Costa	Wakefield Taylor Courthouse	D2020-Domestic Water Distribution	\$ 8,781	\$ 8,781	\$ -
4,648	Los Angeles	Burbank Courthouse	D2020-Domestic Water Distribution	\$ 9,693	\$ 8,797	\$ 896
4,649	San Luis Obispo	Grover Beach Branch	D2020-Domestic Water Distribution	\$ 8,991	\$ 8,991	\$ -
4,650	San Mateo	Traffic/ Small Claims Annex	D2020-Domestic Water Distribution	\$ 9,012	\$ 9,012	\$ -
4,651	Los Angeles	Hall of Records	D2020-Domestic Water Distribution	\$ 87,725	\$ 9,290	\$ 78,435
4,652	Napa	Historic Courthouse	D2020-Domestic Water Distribution	\$ 9,945	\$ 9,347	\$ 598
4,653	Tulare	Tulare Division	D2020-Domestic Water Distribution	\$ 9,472	\$ 9,472	\$ -
4,654	Los Angeles	Alfred J. McCourtney Juvenile Justice Center	D2020-Domestic Water Distribution	\$ 14,054	\$ 9,704	\$ 4,350
4,655	Alameda	Berkeley Courthouse	D2020-Domestic Water Distribution	\$ 9,713	\$ 9,713	\$ -
4,656	Santa Clara	Santa Clara Courthouse	D2020-Domestic Water Distribution	\$ 9,896	\$ 9,896	\$ -
4,657	Napa	Criminal Court Building	D2020-Domestic Water Distribution	\$ 9,945	\$ 9,945	\$ -
4,658	Santa Clara	Hall of Justice (West)	D2020-Domestic Water Distribution	\$ 10,020	\$ 10,020	\$ -
4,659	Contra Costa	Jail Annex	D2020-Domestic Water Distribution	\$ 10,170	\$ 10,170	\$ -
4,660	Humboldt	Humboldt County Courthouse (Eureka)	D2020-Domestic Water Distribution	\$ 10,215	\$ 10,215	\$ -
4,661	Santa Clara	Downtown Superior Court	D2020-Domestic Water Distribution	\$ 10,469	\$ 10,469	\$ -
4,662	Butte	Chico Courthouse	D2020-Domestic Water Distribution	\$ 10,667	\$ 10,667	\$ -
4,663	Los Angeles	Bellflower Courthouse	D2020-Domestic Water Distribution	\$ 14,351	\$ 11,185	\$ 3,166
4,664	Los Angeles	Edmund D. Edelman Children's Court	D2020-Domestic Water Distribution	\$ 16,411	\$ 11,486	\$ 4,925
4,665	Santa Barbara	Santa Maria Courts, Bldg F	D2020-Domestic Water Distribution	\$ 11,546	\$ 11,546	\$ -
4,666	San Mateo	Northern Branch Courthouse	D2020-Domestic Water Distribution	\$ 13,942	\$ 11,601	\$ 2,341
4,667	Los Angeles	Beverly Hills Courthouse	D2020-Domestic Water Distribution	\$ 15,155	\$ 12,051	\$ 3,104
4,668	Los Angeles	Edmund D. Edelman Children's Court	D2020-Domestic Water Distribution	\$ 17,743	\$ 12,418	\$ 5,325
4,669	Merced	Old Court	D2020-Domestic Water Distribution	\$ 12,513	\$ 12,513	\$ -



Line #	County	Facility Name	Project System Targeted for Renewal	Project Rough Order of Magnitude	Judicial Branch Share of Cost	County Share of Cost
4,670	El Dorado	Johnson Bldg.	D2020-Domestic Water Distribution	\$ 12,651	\$ 12,651	\$ -
4,671	Los Angeles	Airport Courthouse	D2020-Domestic Water Distribution	\$ 16,411	\$ 12,664	\$ 3,747
4,672	San Diego	Juvenile Court	D2020-Domestic Water Distribution	\$ 17,204	\$ 12,984	\$ 4,220
4,673	Kings	Corcoran Court	D2020-Domestic Water Distribution	\$ 15,067	\$ 13,199	\$ 1,868
4,674	Kern	Taft Courts Bldg.	D2020-Domestic Water Distribution	\$ 13,310	\$ 13,310	\$ -
4,675	Los Angeles	Hollywood Courthouse	D2020-Domestic Water Distribution	\$ 15,155	\$ 13,805	\$ 1,350
4,676	Yolo	Family Support	D2020-Domestic Water Distribution	\$ 83,368	\$ 13,922	\$ 69,446
4,677	San Bernardino	Juvenile Dependency Courthouse	D2020-Domestic Water Distribution	\$ 14,091	\$ 14,091	\$ -
4,678	Orange	Harbor Justice Center-Newport Beach Facility	D2020-Domestic Water Distribution	\$ 17,294	\$ 14,582	\$ 2,712
4,679	San Luis Obispo	Courthouse Annex	D2020-Domestic Water Distribution	\$ 14,911	\$ 14,911	\$ -
4,680	San Luis Obispo	Courthouse Annex	D2020-Domestic Water Distribution	\$ 14,911	\$ 14,911	\$ -
4,681	Los Angeles	Downey Courthouse	D2020-Domestic Water Distribution	\$ 18,868	\$ 15,793	\$ 3,075
4,682	Los Angeles	Whittier Courthouse	D2020-Domestic Water Distribution	\$ 18,868	\$ 16,308	\$ 2,560
4,683	San Bernardino	Joshua Tree Courthouse	D2020-Domestic Water Distribution	\$ 16,347	\$ 16,347	\$ -
4,684	Alameda	Hayward Hall of Justice	D2020-Domestic Water Distribution	\$ 16,713	\$ 16,713	\$ -
4,685	Contra Costa	George D. Carroll Courthouse	D2020-Domestic Water Distribution	\$ 21,766	\$ 16,803	\$ 4,963
4,686	Ventura	East County Courthouse	D2020-Domestic Water Distribution	\$ 17,420	\$ 17,420	\$ -
4,687	Los Angeles	Bellflower Courthouse	D2020-Domestic Water Distribution	\$ 17,475	\$ 17,475	\$ -
4,688	Los Angeles	Downey Courthouse	D2020-Domestic Water Distribution	\$ 17,475	\$ 17,475	\$ -
4,689	Tulare	Tulare Division	D2020-Domestic Water Distribution	\$ 18,975	\$ 18,975	\$ -
4,690	Solano	Hall of Justice	D2020-Domestic Water Distribution	\$ 27,001	\$ 19,662	\$ 7,339
4,691	Solano	Hall of Justice	D2020-Domestic Water Distribution	\$ 27,001	\$ 19,662	\$ 7,339
4,692	Sacramento	Credit Union Bldg.	D2020-Domestic Water Distribution	\$ 19,676	\$ 19,676	\$ -
4,693	Stanislaus	Modesto Main Courthouse	D2020-Domestic Water Distribution	\$ 20,295	\$ 20,252	\$ 43
4,694	Orange	North Justice Center	D2020-Domestic Water Distribution	\$ 22,510	\$ 20,329	\$ 2,181
4,695	Los Angeles	Torrance Courthouse	D2020-Domestic Water Distribution	\$ 25,862	\$ 22,019	\$ 3,843
4,696	Merced	Main Merced Courthouse	D2020-Domestic Water Distribution	\$ 22,436	\$ 22,436	\$ -
4,697	Kings	Avenal Court	D2020-Domestic Water Distribution	\$ 22,894	\$ 22,894	\$ -
4,698	Los Angeles	Eastlake Juvenile Court	D2020-Domestic Water Distribution	\$ 42,411	\$ 23,233	\$ 19,178
4,699	El Dorado	Main St. Courthouse	D2020-Domestic Water Distribution	\$ 23,530	\$ 23,530	\$ -
4,700	Santa Barbara	Figueroa Division	D2020-Domestic Water Distribution	\$ 23,770	\$ 23,770	\$ -
4,701	El Dorado	Cameron Park	D2020-Domestic Water Distribution	\$ 24,068	\$ 24,068	\$ -
4,702	Solano	Solano Justice Building	D2020-Domestic Water Distribution	\$ 24,084	\$ 24,084	\$ -
4,703	Los Angeles	Malibu Courthouse	D2020-Domestic Water Distribution	\$ 68,396	\$ 25,977	\$ 42,419
4,704	Orange	North Justice Center	D2020-Domestic Water Distribution	\$ 29,172	\$ 26,345	\$ 2,827

Line #	County	Facility Name	Project System Targeted for Renewal	Project Rough Order of Magnitude	Judicial Branch Share of Cost	County Share of Cost
4,705	Los Angeles	Metropolitan Courthouse	D2020-Domestic Water Distribution	\$ 28,317	\$ 26,771	\$ 1,546
4,706	Los Angeles	El Monte Courthouse	D2020-Domestic Water Distribution	\$ 47,288	\$ 27,484	\$ 19,804
4,707	Los Angeles	Edmund D. Edelman Children's Court	D2020-Domestic Water Distribution	\$ 40,201	\$ 28,137	\$ 12,064
4,708	San Joaquin	Lodi Branch- Dept. 2	D2020-Domestic Water Distribution	\$ 28,236	\$ 28,236	\$ -
4,709	Los Angeles	Alhambra Courthouse	D2020-Domestic Water Distribution	\$ 33,063	\$ 28,434	\$ 4,629
4,710	Los Angeles	Norwalk Courthouse	D2020-Domestic Water Distribution	\$ 34,155	\$ 29,042	\$ 5,113
4,711	Los Angeles	Los Padrinos Juvenile Court	D2020-Domestic Water Distribution	\$ 102,311	\$ 29,998	\$ 72,313
4,712	San Diego	East County Regional Center	D2020-Domestic Water Distribution	\$ 44,465	\$ 30,107	\$ 14,358
4,713	Los Angeles	David M. Kenyon Juvenile Justice Center	D2020-Domestic Water Distribution	\$ 76,489	\$ 31,100	\$ 45,389
4,714	Kern	Delano/North Kern Court	D2020-Domestic Water Distribution	\$ 31,313	\$ 31,313	\$ -
4,715	Los Angeles	Stanley Mosk Courthouse	D2020-Domestic Water Distribution	\$ 32,821	\$ 31,922	\$ 899
4,716	Los Angeles	Chatsworth Courthouse	D2020-Domestic Water Distribution	\$ 39,200	\$ 32,850	\$ 6,350
4,717	Kern	Shafter/Wasco Courts Bldg.	D2020-Domestic Water Distribution	\$ 36,565	\$ 32,890	\$ 3,675
4,718	Los Angeles	Edmund D. Edelman Children's Court	D2020-Domestic Water Distribution	\$ 47,288	\$ 33,097	\$ 14,191
4,719	Kern	Arvin/ Lamont Branch	D2020-Domestic Water Distribution	\$ 57,945	\$ 35,294	\$ 22,651
4,720	Fresno	Fresno County Courthouse	D2020-Domestic Water Distribution	\$ 36,087	\$ 36,087	\$ -
4,721	Kern	Bakersfield Juvenile Center	D2020-Domestic Water Distribution	\$ 36,533	\$ 36,533	\$ -
4,722	Santa Clara	Hall of Justice (East)	D2020-Domestic Water Distribution	\$ 36,627	\$ 36,627	\$ -
4,723	Santa Barbara	Santa Maria Courts, Bldgs. A + B	D2020-Domestic Water Distribution	\$ 37,946	\$ 37,946	\$ -
4,724	Fresno	B.F. Sisk Courthouse	D2020-Domestic Water Distribution	\$ 38,157	\$ 38,157	\$ -
4,725	Sacramento	Credit Union Bldg.	D2020-Domestic Water Distribution	\$ 39,601	\$ 39,601	\$ -
4,726	Los Angeles	Sylmar Juvenile Court	D2020-Domestic Water Distribution	\$ 116,489	\$ 39,967	\$ 76,522
4,727	San Diego	Hall of Justice	D2020-Domestic Water Distribution	\$ 40,742	\$ 40,742	\$ -
4,728	Los Angeles	Pasadena Courthouse	D2020-Domestic Water Distribution	\$ 59,159	\$ 41,027	\$ 18,132
4,729	Contra Costa	Concord Courthouse	D2020-Domestic Water Distribution	\$ 41,442	\$ 41,442	\$ -
4,730	San Mateo	Central Branch	D2020-Domestic Water Distribution	\$ 43,877	\$ 43,877	\$ -
4,731	Santa Barbara	Santa Maria Courts Bldgs C + D	D2020-Domestic Water Distribution	\$ 45,246	\$ 45,246	\$ -
4,732	San Diego	North County Regional Center - South	D2020-Domestic Water Distribution	\$ 46,189	\$ 46,189	\$ -
4,733	Sacramento	Juvenile Courthouse	D2020-Domestic Water Distribution	\$ 47,061	\$ 47,061	\$ -
4,734	Alameda	Hayward Hall of Justice	D2020-Domestic Water Distribution	\$ 53,495	\$ 47,236	\$ 6,259
4,735	Kings	Avenal Court	D2020-Domestic Water Distribution	\$ 49,793	\$ 49,793	\$ -
4,736	Butte	Chico Courthouse	D2020-Domestic Water Distribution	\$ 52,712	\$ 52,712	\$ -
4,737	Kings	Corcoran Court	D2020-Domestic Water Distribution	\$ 60,700	\$ 53,173	\$ 7,527
4,738	Los Angeles	Monrovia Training Center	D2020-Domestic Water Distribution	\$ 79,584	\$ 55,940	\$ 23,644





Line #	County	Facility Name	Project System Targeted for Renewal	Project Rough Order of Magnitude	Judicial Branch Share of Cost	County Share of Cost
4,739	Fresno	2424 Ventura Street - 5 DCA	D2020-Domestic Water Distribution	\$ 56,273	\$ 56,273	\$ -
4,740	Contra Costa	Jail Annex	D2020-Domestic Water Distribution	\$ 56,879	\$ 56,879	\$ -
4,741	Los Angeles	Airport Courthouse	D2020-Domestic Water Distribution	\$ 75,044	\$ 57,911	\$ 17,133
4,742	Alameda	Fremont Hall of Justice	D2020-Domestic Water Distribution	\$ 73,182	\$ 58,107	\$ 15,075
4,743	El Dorado	Bldg. C	D2020-Domestic Water Distribution	\$ 282,766	\$ 58,533	\$ 224,233
4,744	El Dorado	Johnson Bldg.	D2020-Domestic Water Distribution	\$ 63,020	\$ 63,020	\$ -
4,745	Los Angeles	Santa Clarita Courthouse	D2020-Domestic Water Distribution	\$ 71,779	\$ 63,445	\$ 8,334
4,746	Santa Barbara	Santa Maria Courts Bldgs C + D	D2020-Domestic Water Distribution	\$ 63,735	\$ 63,735	\$ -
4,747	Solano	Solano Justice Building	D2020-Domestic Water Distribution	\$ 65,164	\$ 65,164	\$ -
4,748	Siskiyou	Siskiyou County Courthouse	D2020-Domestic Water Distribution	\$ 198,951	\$ 66,907	\$ 132,044
4,749	Orange	Civil Complex Center ("CXC")	D2020-Domestic Water Distribution	\$ 68,161	\$ 68,161	\$ -
4,750	Ventura	Hall of Justice	D2020-Domestic Water Distribution	\$ 68,325	\$ 68,325	\$ -
4,751	Los Angeles	Inglewood Juvenile Court	D2020-Domestic Water Distribution	\$ 73,547	\$ 73,547	\$ -
4,752	Los Angeles	East Los Angeles Courthouse	D2020-Domestic Water Distribution	\$ 96,149	\$ 74,727	\$ 21,422
4,753	Del Norte	Del Norte County Superior Court	D2020-Domestic Water Distribution	\$ 125,760	\$ 77,053	\$ 48,707
4,754	San Bernardino	Barstow Courthouse	D2020-Domestic Water Distribution	\$ 78,421	\$ 78,421	\$ -
4,755	Placer	Historic Courthouse	D2020-Domestic Water Distribution	\$ 104,003	\$ 80,082	\$ 23,921
4,756	Nevada	Nevada City Courthouse Annex	D2020-Domestic Water Distribution	\$ 190,520	\$ 81,371	\$ 109,149
4,757	Los Angeles	Michael D. Antonovich Antelope Valley Courthouse	D2020-Domestic Water Distribution	\$ 117,503	\$ 86,376	\$ 31,127
4,758	San Diego	North County Regional Center - Annex	D2020-Domestic Water Distribution	\$ 88,432	\$ 88,432	\$ -
4,759	Tulare	Visalia Superior Court	D2020-Domestic Water Distribution	\$ 276,945	\$ 89,536	\$ 187,409
4,760	San Diego	Kearny Mesa Court	D2020-Domestic Water Distribution	\$ 91,055	\$ 91,055	\$ -
4,761	San Bernardino	Fontana Courthouse	D2020-Domestic Water Distribution	\$ 91,796	\$ 91,796	\$ -
4,762	Fresno	Fresno County Courthouse	D2020-Domestic Water Distribution	\$ 94,003	\$ 94,003	\$ -
4,763	Los Angeles	Eastlake Juvenile Court	D2020-Domestic Water Distribution	\$ 188,578	\$ 103,303	\$ 85,275
4,764	Kern	Bakersfield Justice Bldg.	D2020-Domestic Water Distribution	\$ 106,295	\$ 106,295	\$ -
4,765	Riverside	Palm Springs Courts	D2020-Domestic Water Distribution	\$ 289,045	\$ 117,381	\$ 171,664
4,766	Nevada	Nevada City Courthouse	D2020-Domestic Water Distribution	\$ 118,242	\$ 118,242	\$ -
4,767	Riverside	Corona	D2020-Domestic Water Distribution	\$ 228,140	\$ 123,264	\$ 104,876
4,768	Los Angeles	Pomona Courthouse South	D2020-Domestic Water Distribution	\$ 127,724	\$ 127,724	\$ -
4,769	Contra Costa	Walnut Creek Courthouse	D2020-Domestic Water Distribution	\$ 127,745	\$ 127,745	\$ -
4,770	Santa Barbara	Santa Maria Courts Bldgs C + D	D2020-Domestic Water Distribution	\$ 129,332	\$ 129,332	\$ -
4,771	Santa Barbara	Santa Maria Courts Bldgs C + D	D2020-Domestic Water Distribution	\$ 129,332	\$ 129,332	\$ -
4,772	Santa Barbara	Santa Maria Courts Bldgs C + D	D2020-Domestic Water Distribution	\$ 129,332	\$ 129,332	\$ -



Line #	County	Facility Name	Project System Targeted for Renewal	Project Rough Order of Magnitude	Judicial Branch Share of Cost	County Share of Cost
4,773	Solano	Solano Justice Building	D2020-Domestic Water Distribution	\$ 129,903	\$ 129,903	\$ -
4,774	Alameda	George E. McDonald Hall of Justice	D2020-Domestic Water Distribution	\$ 132,434	\$ 132,434	\$ -
4,775	Santa Barbara	Santa Maria Courts, Bldg G	D2020-Domestic Water Distribution	\$ 137,786	\$ 132,950	\$ 4,836
4,776	Los Angeles	Burbank Courthouse	D2020-Domestic Water Distribution	\$ 150,332	\$ 136,441	\$ 13,891
4,777	Los Angeles	West Covina Courthouse	D2020-Domestic Water Distribution	\$ 140,287	\$ 140,287	\$ -
4,778	El Dorado	Bldg. C	D2020-Domestic Water Distribution	\$ 141,709	\$ 141,709	\$ -
4,779	Solano	Law And Justice Center	D2020-Domestic Water Distribution	\$ 1,126,032	\$ 142,668	\$ 983,364
4,780	San Luis Obispo	Courthouse Annex	D2020-Domestic Water Distribution	\$ 287,696	\$ 143,100	\$ 144,596
4,781	Alameda	Wiley W. Manuel Courthouse	D2020-Domestic Water Distribution	\$ 181,252	\$ 151,889	\$ 29,363
4,782	Los Angeles	Glendale Courthouse	D2020-Domestic Water Distribution	\$ 168,188	\$ 152,277	\$ 15,911
4,783	San Bernardino	Joshua Tree Courthouse	D2020-Domestic Water Distribution	\$ 154,251	\$ 154,251	\$ -
4,784	San Mateo	Northern Branch Courthouse	D2020-Domestic Water Distribution	\$ 154,757	\$ 154,757	\$ -
4,785	San Diego	South County Regional Center	D2020-Domestic Water Distribution	\$ 155,937	\$ 155,937	\$ -
4,786	Riverside	Riverside Juvenile Court	D2020-Domestic Water Distribution	\$ 158,254	\$ 158,254	\$ -
4,787	Riverside	Family Law Court	D2020-Domestic Water Distribution	\$ 158,358	\$ 158,358	\$ -
4,788	Santa Clara	Historic Courthouse	D2020-Domestic Water Distribution	\$ 161,610	\$ 161,610	\$ -
4,789	Santa Clara	Santa Clara Courthouse	D2020-Domestic Water Distribution	\$ 177,238	\$ 177,238	\$ -
4,790	San Luis Obispo	Courthouse Annex	D2020-Domestic Water Distribution	\$ 182,698	\$ 182,698	\$ -
4,791	Los Angeles	Parking Structure Lot 59- Whittier Admin CTR	D2020-Domestic Water Distribution	\$ 190,484	\$ 190,484	\$ -
4,792	Los Angeles	Pomona Courthouse North	D2020-Domestic Water Distribution	\$ 193,503	\$ 193,503	\$ -
4,793	Orange	North Justice Center	D2020-Domestic Water Distribution	\$ 214,907	\$ 194,083	\$ 20,824
4,794	Santa Barbara	Figuroa Division	D2020-Domestic Water Distribution	\$ 206,643	\$ 206,643	\$ -
4,795	Los Angeles	Santa Monica Courthouse	D2020-Domestic Water Distribution	\$ 273,862	\$ 214,954	\$ 58,908
4,796	Shasta	Main Courthouse	D2020-Domestic Water Distribution	\$ 308,755	\$ 215,233	\$ 93,522
4,797	Kern	Bakersfield Juvenile Center	D2020-Domestic Water Distribution	\$ 328,448	\$ 219,272	\$ 109,176
4,798	Los Angeles	Hollywood Courthouse	D2020-Domestic Water Distribution	\$ 243,270	\$ 221,595	\$ 21,675
4,799	Contra Costa	Bray Courts	D2020-Domestic Water Distribution	\$ 223,378	\$ 223,378	\$ -
4,800	San Diego	Juvenile Court	D2020-Domestic Water Distribution	\$ 237,604	\$ 237,604	\$ -
4,801	Ventura	East County Courthouse	D2020-Domestic Water Distribution	\$ 399,783	\$ 246,866	\$ 152,917
4,802	Los Angeles	Alfred J. McCourtney Juvenile Justice Center	D2020-Domestic Water Distribution	\$ 365,091	\$ 252,095	\$ 112,996
4,803	Imperial	Imperial County Courthouse	D2020-Domestic Water Distribution	\$ 272,645	\$ 272,645	\$ -
4,804	Orange	North Justice Center	D2020-Domestic Water Distribution	\$ 313,873	\$ 283,459	\$ 30,414
4,805	Los Angeles	Central Arraignment Courts	D2020-Domestic Water Distribution	\$ 325,283	\$ 293,503	\$ 31,780
4,806	Los Angeles	Airport Courthouse	D2020-Domestic Water Distribution	\$ 393,009	\$ 303,285	\$ 89,724



Line #	County	Facility Name	Project System Targeted for Renewal	Project Rough Order of Magnitude	Judicial Branch Share of Cost	County Share of Cost
4,807	Los Angeles	Stanley Mosk Courthouse	D2020-Domestic Water Distribution	\$ 314,683	\$ 306,061	\$ 8,622
4,808	Los Angeles	El Monte Courthouse	D2020-Domestic Water Distribution	\$ 528,824	\$ 307,353	\$ 221,471
4,809	Los Angeles	Bellflower Courthouse	D2020-Domestic Water Distribution	\$ 397,948	\$ 310,161	\$ 87,787
4,810	Riverside	Larson Justice Center	D2020-Domestic Water Distribution	\$ 320,297	\$ 320,297	\$ -
4,811	Los Angeles	San Fernando Courthouse	D2020-Domestic Water Distribution	\$ 391,499	\$ 326,549	\$ 64,950
4,812	Alameda	Fremont Hall of Justice	D2020-Domestic Water Distribution	\$ 429,919	\$ 341,356	\$ 88,563
4,813	Los Angeles	Whittier Courthouse	D2020-Domestic Water Distribution	\$ 359,827	\$ 359,827	\$ -
4,814	Santa Clara	Hall of Justice (West)	D2020-Domestic Water Distribution	\$ 370,225	\$ 370,225	\$ -
4,815	Los Angeles	Downey Courthouse	D2020-Domestic Water Distribution	\$ 455,327	\$ 381,109	\$ 74,218
4,816	San Bernardino	Victorville Courthouse-Dept. N-1	D2020-Domestic Water Distribution	\$ 385,479	\$ 385,479	\$ -
4,817	Orange	Harbor Justice Center-Newport Beach Facility	D2020-Domestic Water Distribution	\$ 463,710	\$ 391,000	\$ 72,710
4,818	Los Angeles	East Los Angeles Courthouse	D2020-Domestic Water Distribution	\$ 507,371	\$ 394,329	\$ 113,042
4,819	Contra Costa	George D. Carroll Courthouse	D2020-Domestic Water Distribution	\$ 399,184	\$ 399,184	\$ -
4,820	Sacramento	Carol Miller Justice Center Court Facility	D2020-Domestic Water Distribution	\$ 411,656	\$ 402,394	\$ 9,262
4,821	Los Angeles	San Fernando Courthouse	D2020-Domestic Water Distribution	\$ 484,644	\$ 404,242	\$ 80,402
4,822	Los Angeles	Alhambra Courthouse	D2020-Domestic Water Distribution	\$ 513,531	\$ 441,637	\$ 71,894
4,823	Los Angeles	West Covina Courthouse	D2020-Domestic Water Distribution	\$ 442,125	\$ 442,125	\$ -
4,824	Los Angeles	Van Nuys Courthouse East	D2020-Domestic Water Distribution	\$ 509,392	\$ 457,128	\$ 52,264
4,825	Los Angeles	Metropolitan Courthouse	D2020-Domestic Water Distribution	\$ 488,565	\$ 461,889	\$ 26,676
4,826	Solano	Hall of Justice	D2020-Domestic Water Distribution	\$ 469,613	\$ 469,613	\$ -
4,827	Orange	West Justice Center	D2020-Domestic Water Distribution	\$ 492,288	\$ 492,288	\$ -
4,828	Kern	Bakersfield Justice Bldg.	D2020-Domestic Water Distribution	\$ 499,675	\$ 499,675	\$ -
4,829	Los Angeles	Inglewood Courthouse	D2020-Domestic Water Distribution	\$ 681,192	\$ 507,897	\$ 173,295
4,830	Los Angeles	Pasadena Courthouse	D2020-Domestic Water Distribution	\$ 734,504	\$ 509,379	\$ 225,125
4,831	Tulare	Visalia Superior Court	D2020-Domestic Water Distribution	\$ 519,804	\$ 519,804	\$ -
4,832	San Bernardino	Rancho Cucamonga Courthouse	D2020-Domestic Water Distribution	\$ 529,070	\$ 529,070	\$ -
4,833	Santa Barbara	Santa Barbara County Courthouse	D2020-Domestic Water Distribution	\$ 539,645	\$ 539,645	\$ -
4,834	Los Angeles	Torrance Courthouse	D2020-Domestic Water Distribution	\$ 600,609	\$ 543,131	\$ 57,478
4,835	Kern	Bakersfield Superior Court	D2020-Domestic Water Distribution	\$ 888,454	\$ 555,284	\$ 333,170
4,836	Alameda	Hayward Hall of Justice	D2020-Domestic Water Distribution	\$ 640,150	\$ 565,252	\$ 74,898
4,837	San Diego	South County Regional Center	D2020-Domestic Water Distribution	\$ 574,549	\$ 574,549	\$ -
4,838	Alameda	Wiley W. Manuel Courthouse	D2020-Domestic Water Distribution	\$ 689,734	\$ 577,997	\$ 111,737
4,839	Contra Costa	Wakefield Taylor Courthouse	D2020-Domestic Water Distribution	\$ 591,362	\$ 591,362	\$ -
4,840	Los Angeles	Beverly Hills Courthouse	D2020-Domestic Water Distribution	\$ 778,514	\$ 619,074	\$ 159,440



Line #	County	Facility Name	Project System Targeted for Renewal	Project Rough Order of Magnitude	Judicial Branch Share of Cost	County Share of Cost
4,841	Los Angeles	Van Nuys Courthouse West	D2020-Domestic Water Distribution	\$ 812,811	\$ 654,150	\$ 158,661
4,842	Santa Clara	Downtown Superior Court	D2020-Domestic Water Distribution	\$ 665,481	\$ 665,481	\$ -
4,843	Riverside	Hall of Justice	D2020-Domestic Water Distribution	\$ 711,112	\$ 711,112	\$ -
4,844	Los Angeles	Edmund D. Edelman Children's Court	D2020-Domestic Water Distribution	\$ 1,079,226	\$ 755,350	\$ 323,876
4,845	Los Angeles	Pomona Courthouse South	D2020-Domestic Water Distribution	\$ 794,202	\$ 794,202	\$ -
4,846	San Bernardino	Rancho Cucamonga Courthouse	D2020-Domestic Water Distribution	\$ 1,076,720	\$ 818,846	\$ 257,874
4,847	Los Angeles	Norwalk Courthouse	D2020-Domestic Water Distribution	\$ 1,000,048	\$ 850,341	\$ 149,707
4,848	San Diego	North County Regional Center - North	D2020-Domestic Water Distribution	\$ 870,993	\$ 870,993	\$ -
4,849	Orange	Betty Lou Lamoreaux Justice Center	D2020-Domestic Water Distribution	\$ 1,179,384	\$ 942,918	\$ 236,466
4,850	Humboldt	Humboldt County Courthouse (Eureka)	D2020-Domestic Water Distribution	\$ 967,589	\$ 967,589	\$ -
4,851	Los Angeles	Stanley Mosk Courthouse	D2020-Domestic Water Distribution	\$ 1,438,727	\$ 1,399,306	\$ 39,421
4,852	Ventura	Hall of Justice	D2020-Domestic Water Distribution	\$ 1,440,774	\$ 1,440,774	\$ -
4,853	San Diego	East County Regional Center	D2020-Domestic Water Distribution	\$ 1,849,903	\$ 1,849,903	\$ -
4,854	Orange	Central Justice Center	D2020-Domestic Water Distribution	\$ 2,646,401	\$ 2,646,401	\$ -
4,855	Sacramento	Gordon Schaber Sacramento Superior Court	D2020-Domestic Water Distribution	\$ 2,754,463	\$ 2,754,463	\$ -
4,856	Los Angeles	Clara Shortridge Foltz Criminal Justice Center	D2020-Domestic Water Distribution	\$ 4,900,764	\$ 3,371,236	\$ 1,529,528
4,857	Fresno	Fresno County Courthouse	D2023-Domestic Water Supply Equipment	\$ 11,359	\$ 11,359	\$ -
4,858	Los Angeles	Edmund D. Edelman Children's Court	D2023-Domestic Water Supply Equipment	\$ 17,989	\$ 12,591	\$ 5,398
4,859	Sacramento	Gordon Schaber Sacramento Superior Court	D2023-Domestic Water Supply Equipment	\$ 26,659	\$ 26,659	\$ -
4,860	Los Angeles	Stanley Mosk Courthouse	D2023-Domestic Water Supply Equipment	\$ 57,413	\$ 55,840	\$ 1,573
4,861	Santa Barbara	Santa Barbara County Courthouse	D2030-Sanitary Waste	\$ 2,317	\$ 2,317	\$ -
4,862	Los Angeles	Torrance Courthouse	D2030-Sanitary Waste	\$ 3,808	\$ 3,242	\$ 566
4,863	Los Angeles	Los Padrinos Juvenile Court	D2030-Sanitary Waste	\$ 24,188	\$ 7,092	\$ 17,096
4,864	Los Angeles	Edmund D. Edelman Children's Court	D2030-Sanitary Waste	\$ 11,782	\$ 8,246	\$ 3,536
4,865	Los Angeles	Hall of Records	D2030-Sanitary Waste	\$ 84,472	\$ 8,946	\$ 75,526
4,866	Los Angeles	Malibu Courthouse	D2030-Sanitary Waste	\$ 24,188	\$ 9,187	\$ 15,001
4,867	San Luis Obispo	1070 Palm St.	D2030-Sanitary Waste	\$ 9,357	\$ 9,357	\$ -
4,868	Kern	Bakersfield Juvenile Center	D2030-Sanitary Waste	\$ 9,801	\$ 9,801	\$ -
4,869	Los Angeles	Malibu Courthouse	D2030-Sanitary Waste	\$ 27,447	\$ 10,424	\$ 17,023
4,870	Santa Barbara	Santa Maria Courts, Bldg G	D2030-Sanitary Waste	\$ 12,833	\$ 12,833	\$ -
4,871	Santa Barbara	Santa Barbara Juvenile Court	D2030-Sanitary Waste	\$ 14,199	\$ 14,199	\$ -



Line #	County	Facility Name	Project System Targeted for Renewal	Project Rough Order of Magnitude	Judicial Branch Share of Cost	County Share of Cost
4,872	Kings	Avenal Court	D2030-Sanitary Waste	\$ 20,022	\$ 20,022	\$ -
4,873	Los Angeles	Chatsworth Courthouse	D2030-Sanitary Waste	\$ 24,188	\$ 20,270	\$ 3,918
4,874	Los Angeles	Van Nuys Courthouse East	D2030-Sanitary Waste	\$ 23,197	\$ 20,817	\$ 2,380
4,875	Los Angeles	Van Nuys Courthouse West	D2030-Sanitary Waste	\$ 26,329	\$ 21,190	\$ 5,139
4,876	Los Angeles	Glendale Courthouse	D2030-Sanitary Waste	\$ 24,188	\$ 21,900	\$ 2,288
4,877	Nevada	Nevada City Courthouse	D2030-Sanitary Waste	\$ 22,555	\$ 22,555	\$ -
4,878	Los Angeles	Chatsworth Courthouse	D2030-Sanitary Waste	\$ 27,447	\$ 23,001	\$ 4,446
4,879	Los Angeles	Glendale Courthouse	D2030-Sanitary Waste	\$ 27,447	\$ 24,851	\$ 2,596
4,880	Los Angeles	Malibu Courthouse	D2030-Sanitary Waste	\$ 65,860	\$ 25,014	\$ 40,846
4,881	Los Angeles	Los Padrios Juvenile Court	D2030-Sanitary Waste	\$ 98,517	\$ 28,885	\$ 69,632
4,882	San Mateo	Traffic/ Small Claims Annex	D2030-Sanitary Waste	\$ 42,483	\$ 42,483	\$ -
4,883	Butte	Chico Courthouse	D2030-Sanitary Waste	\$ 46,116	\$ 46,116	\$ -
4,884	Los Angeles	Monrovia Training Center	D2030-Sanitary Waste	\$ 70,067	\$ 49,250	\$ 20,817
4,885	San Luis Obispo	Courthouse Annex	D2030-Sanitary Waste	\$ 58,640	\$ 58,640	\$ -
4,886	Santa Barbara	Figueroa Division	D2030-Sanitary Waste	\$ 60,916	\$ 60,916	\$ -
4,887	Nevada	Nevada City Courthouse	D2030-Sanitary Waste	\$ 93,376	\$ 61,161	\$ 32,215
4,888	Nevada	Nevada City Courthouse Annex	D2030-Sanitary Waste	\$ 150,454	\$ 64,259	\$ 86,195
4,889	Siskiyou	Siskiyou County Courthouse	D2030-Sanitary Waste	\$ 191,822	\$ 64,510	\$ 127,312
4,890	Los Angeles	Inglewood Juvenile Court	D2030-Sanitary Waste	\$ 68,211	\$ 68,211	\$ -
4,891	San Mateo	Central Branch	D2030-Sanitary Waste	\$ 70,996	\$ 70,996	\$ -
4,892	Lake	Lakeport Court Facility	D2030-Sanitary Waste	\$ 247,141	\$ 74,142	\$ 172,999
4,893	San Diego	North County Regional Center - Annex	D2030-Sanitary Waste	\$ 77,542	\$ 77,542	\$ -
4,894	Fresno	Fresno County Courthouse	D2030-Sanitary Waste	\$ 78,528	\$ 78,528	\$ -
4,895	Los Angeles	Eastlake Juvenile Court	D2030-Sanitary Waste	\$ 166,026	\$ 90,949	\$ 75,077
4,896	Riverside	Palm Springs Courts	D2030-Sanitary Waste	\$ 229,402	\$ 93,160	\$ 136,242
4,897	Los Angeles	Van Nuys Courthouse East	D2030-Sanitary Waste	\$ 104,913	\$ 94,149	\$ 10,764
4,898	Riverside	Hemet	D2030-Sanitary Waste	\$ 96,662	\$ 96,662	\$ -
4,899	Orange	West Justice Center	D2030-Sanitary Waste	\$ 113,749	\$ 103,148	\$ 10,601
4,900	Los Angeles	Santa Clarita Courthouse	D2030-Sanitary Waste	\$ 122,267	\$ 108,072	\$ 14,195
4,901	Orange	West Justice Center	D2030-Sanitary Waste	\$ 123,849	\$ 112,306	\$ 11,543
4,902	San Bernardino	Fontana Courthouse	D2030-Sanitary Waste	\$ 147,999	\$ 123,032	\$ 24,967
4,903	San Diego	Juvenile Court	D2030-Sanitary Waste	\$ 174,873	\$ 130,490	\$ 44,383
4,904	Santa Clara	Historic Courthouse	D2030-Sanitary Waste	\$ 131,193	\$ 131,193	\$ -
4,905	Los Angeles	Alfred J. McCourtney Juvenile Justice Center	D2030-Sanitary Waste	\$ 201,665	\$ 139,250	\$ 62,415



Line #	County	Facility Name	Project System Targeted for Renewal	Project Rough Order of Magnitude	Judicial Branch Share of Cost	County Share of Cost
4,906	Los Angeles	Glendale Courthouse	D2030-Sanitary Waste	\$ 161,952	\$ 146,631	\$ 15,321
4,907	San Diego	Kearny Mesa Court	D2030-Sanitary Waste	\$ 146,797	\$ 146,797	\$ -
4,908	San Luis Obispo	Courthouse Annex	D2030-Sanitary Waste	\$ 161,015	\$ 161,015	\$ -
4,909	Los Angeles	Pomona Courthouse North	D2030-Sanitary Waste	\$ 179,902	\$ 179,902	\$ -
4,910	Santa Barbara	Figueroa Division	D2030-Sanitary Waste	\$ 182,388	\$ 182,388	\$ -
4,911	Shasta	Main Courthouse	D2030-Sanitary Waste	\$ 297,692	\$ 207,521	\$ 90,171
4,912	Los Angeles	Burbank Courthouse	D2030-Sanitary Waste	\$ 256,073	\$ 232,412	\$ 23,661
4,913	Stanislaus	Modesto Main Courthouse	D2030-Sanitary Waste	\$ 237,346	\$ 236,848	\$ 498
4,914	Orange	North Justice Center	D2030-Sanitary Waste	\$ 277,031	\$ 250,187	\$ 26,844
4,915	San Mateo	Northern Branch Courthouse	D2030-Sanitary Waste	\$ 250,597	\$ 250,597	\$ -
4,916	Butte	Butte County Courthouse	D2030-Sanitary Waste	\$ 253,799	\$ 253,799	\$ -
4,917	Imperial	Imperial County Courthouse	D2030-Sanitary Waste	\$ 254,118	\$ 254,118	\$ -
4,918	Los Angeles	Parking Structure Lot 59- Whittier Admin CTR	D2030-Sanitary Waste	\$ 307,262	\$ 265,567	\$ 41,695
4,919	Humboldt	Humboldt County Courthouse (Eureka)	D2030-Sanitary Waste	\$ 801,610	\$ 267,417	\$ 534,193
4,920	Los Angeles	El Monte Courthouse	D2030-Sanitary Waste	\$ 465,582	\$ 270,596	\$ 194,986
4,921	Los Angeles	Whittier Courthouse	D2030-Sanitary Waste	\$ 334,536	\$ 289,139	\$ 45,397
4,922	Santa Clara	Hall of Justice (West)	D2030-Sanitary Waste	\$ 315,734	\$ 315,734	\$ -
4,923	Contra Costa	George D. Carroll Courthouse	D2030-Sanitary Waste	\$ 322,977	\$ 322,977	\$ -
4,924	Los Angeles	West Covina Courthouse	D2030-Sanitary Waste	\$ 411,049	\$ 341,212	\$ 69,837
4,925	Los Angeles	Santa Monica Courthouse	D2030-Sanitary Waste	\$ 466,493	\$ 366,150	\$ 100,343
4,926	Contra Costa	Wakefield Taylor Courthouse	D2030-Sanitary Waste	\$ 402,749	\$ 402,749	\$ -
4,927	Santa Clara	Downtown Superior Court	D2030-Sanitary Waste	\$ 406,923	\$ 406,923	\$ -
4,928	Los Angeles	Pasadena Courthouse	D2030-Sanitary Waste	\$ 644,955	\$ 447,276	\$ 197,679
4,929	Tulare	Visalia Superior Court	D2030-Sanitary Waste	\$ 474,943	\$ 474,943	\$ -
4,930	Los Angeles	Torrance Courthouse	D2030-Sanitary Waste	\$ 528,782	\$ 478,178	\$ 50,604
4,931	Los Angeles	Pomona Courthouse South	D2030-Sanitary Waste	\$ 738,380	\$ 672,960	\$ 65,420
4,932	Los Angeles	Norwalk Courthouse	D2030-Sanitary Waste	\$ 832,096	\$ 707,531	\$ 124,565
4,933	Sonoma	Hall of Justice	D2030-Sanitary Waste	\$ 801,106	\$ 801,106	\$ -
4,934	Fresno	Fresno County Courthouse	D2030-Sanitary Waste	\$ 804,220	\$ 804,220	\$ -
4,935	Kern	Bakersfield Superior Court	D2030-Sanitary Waste	\$ 827,179	\$ 827,179	\$ -
4,936	San Diego	County Courthouse	D2030-Sanitary Waste	\$ 1,976,437	\$ 1,976,437	\$ -
4,937	Los Angeles	Clara Shortridge Foltz Criminal Justice Center	D2030-Sanitary Waste	\$ 4,077,711	\$ 2,805,057	\$ 1,272,654



Line #	County	Facility Name	Project System Targeted for Renewal	Project Rough Order of Magnitude	Judicial Branch Share of Cost	County Share of Cost
4,938	Sacramento	Gordon Schaber Sacramento Superior Court	D2030-Sanitary Waste	\$ 3,060,580	\$ 3,060,580	\$ -
4,939	Orange	Central Justice Center	D2030-Sanitary Waste	\$ 6,238,980	\$ 5,688,078	\$ 550,902
4,940	Los Angeles	Monrovia Training Center	D2040-Rain Water Drainage	\$ 1,427	\$ 1,003	\$ 424
4,941	Sacramento	Juvenile Courthouse	D2040-Rain Water Drainage	\$ 1,510	\$ 1,510	\$ -
4,942	Los Angeles	Hall of Records	D2040-Rain Water Drainage	\$ 84,677	\$ 8,967	\$ 75,710
4,943	Merced	Main Merced Courthouse	D2040-Rain Water Drainage	\$ 13,705	\$ 13,705	\$ -
4,944	Butte	Chico Courthouse	D2040-Rain Water Drainage	\$ 17,153	\$ 17,153	\$ -
4,945	Los Angeles	Malibu Courthouse	D2040-Rain Water Drainage	\$ 66,020	\$ 25,074	\$ 40,946
4,946	Los Angeles	Los Padrios Juvenile Court	D2040-Rain Water Drainage	\$ 98,757	\$ 28,956	\$ 69,801
4,947	San Mateo	Traffic/ Small Claims Annex	D2040-Rain Water Drainage	\$ 33,945	\$ 33,945	\$ -
4,948	Riverside	Hemet	D2040-Rain Water Drainage	\$ 35,929	\$ 35,929	\$ -
4,949	Los Angeles	Eastlake Juvenile Court	D2040-Rain Water Drainage	\$ 86,712	\$ 47,501	\$ 39,211
4,950	Santa Clara	Historic Courthouse	D2040-Rain Water Drainage	\$ 48,661	\$ 48,661	\$ -
4,951	Nevada	Nevada City Courthouse Annex	D2040-Rain Water Drainage	\$ 120,687	\$ 51,545	\$ 69,142
4,952	San Diego	Kearny Mesa Court	D2040-Rain Water Drainage	\$ 54,599	\$ 54,599	\$ -
4,953	San Mateo	Central Branch	D2040-Rain Water Drainage	\$ 56,793	\$ 56,793	\$ -
4,954	Fresno	2424 Ventura Street - 5 DCA	D2040-Rain Water Drainage	\$ 60,047	\$ 60,047	\$ -
4,955	San Diego	North County Regional Center - Annex	D2040-Rain Water Drainage	\$ 62,207	\$ 62,207	\$ -
4,956	Siskiyou	Siskiyou County Courthouse	D2040-Rain Water Drainage	\$ 189,719	\$ 63,802	\$ 125,917
4,957	Los Angeles	Inglewood Juvenile Court	D2040-Rain Water Drainage	\$ 65,995	\$ 65,995	\$ -
4,958	Orange	North Justice Center	D2040-Rain Water Drainage	\$ 76,062	\$ 68,692	\$ 7,370
4,959	Lake	Lakeport Court Facility	D2040-Rain Water Drainage	\$ 233,986	\$ 70,196	\$ 163,790
4,960	Lake	Lakeport Court Facility	D2040-Rain Water Drainage	\$ 246,859	\$ 74,058	\$ 172,801
4,961	Riverside	Palm Springs Courts	D2040-Rain Water Drainage	\$ 183,946	\$ 74,700	\$ 109,246
4,962	Nevada	Nevada City Courthouse	D2040-Rain Water Drainage	\$ 74,902	\$ 74,902	\$ -
4,963	Los Angeles	Pasadena Courthouse	D2040-Rain Water Drainage	\$ 109,483	\$ 75,926	\$ 33,557
4,964	San Luis Obispo	Courthouse Annex	D2040-Rain Water Drainage	\$ 155,015	\$ 77,104	\$ 77,911
4,965	Orange	West Justice Center	D2040-Rain Water Drainage	\$ 91,248	\$ 82,744	\$ 8,504
4,966	Orange	West Justice Center	D2040-Rain Water Drainage	\$ 99,350	\$ 90,091	\$ 9,259
4,967	Los Angeles	Torrance Courthouse	D2040-Rain Water Drainage	\$ 100,514	\$ 90,895	\$ 9,619
4,968	San Bernardino	Fontana Courthouse	D2040-Rain Water Drainage	\$ 118,650	\$ 98,634	\$ 20,016
4,969	Los Angeles	Santa Clarita Courthouse	D2040-Rain Water Drainage	\$ 117,228	\$ 103,618	\$ 13,610
4,970	Orange	North Justice Center	D2040-Rain Water Drainage	\$ 126,770	\$ 114,486	\$ 12,284
4,971	San Diego	Juvenile Court	D2040-Rain Water Drainage	\$ 140,289	\$ 140,289	\$ -

Line #	County	Facility Name	Project System Targeted for Renewal	Project Rough Order of Magnitude	Judicial Branch Share of Cost	County Share of Cost
4,972	Los Angeles	Glendale Courthouse	D2040-Rain Water Drainage	\$ 162,346	\$ 146,988	\$ 15,358
4,973	Los Angeles	Pomona Courthouse North	D2040-Rain Water Drainage	\$ 172,489	\$ 172,489	\$ -
4,974	San Mateo	Northern Branch Courthouse	D2040-Rain Water Drainage	\$ 200,234	\$ 200,234	\$ -
4,975	Santa Clara	Downtown Superior Court	D2040-Rain Water Drainage	\$ 200,377	\$ 200,377	\$ -
4,976	Los Angeles	Parking Structure Lot 59- Whittier Admin CTR	D2040-Rain Water Drainage	\$ 246,408	\$ 212,970	\$ 33,438
4,977	Butte	Butte County Courthouse	D2040-Rain Water Drainage	\$ 216,436	\$ 216,436	\$ -
4,978	Santa Clara	Hall of Justice (West)	D2040-Rain Water Drainage	\$ 240,457	\$ 240,457	\$ -
4,979	Los Angeles	Whittier Courthouse	D2040-Rain Water Drainage	\$ 320,750	\$ 277,224	\$ 43,526
4,980	Los Angeles	Alhambra Courthouse	D2040-Rain Water Drainage	\$ 326,747	\$ 281,002	\$ 45,745
4,981	Humboldt	Humboldt County Courthouse (Eureka)	D2040-Rain Water Drainage	\$ 283,911	\$ 283,911	\$ -
4,982	Shasta	Main Courthouse	D2040-Rain Water Drainage	\$ 294,428	\$ 294,428	\$ -
4,983	Contra Costa	Wakefield Taylor Courthouse	D2040-Rain Water Drainage	\$ 322,319	\$ 322,319	\$ -
4,984	Los Angeles	West Covina Courthouse	D2040-Rain Water Drainage	\$ 394,111	\$ 327,152	\$ 66,959
4,985	Tulare	Visalia Superior Court	D2040-Rain Water Drainage	\$ 434,394	\$ 434,394	\$ -
4,986	Los Angeles	Van Nuys Courthouse East	D2040-Rain Water Drainage	\$ 492,254	\$ 441,749	\$ 50,505
4,987	Los Angeles	Clara Shortridge Foltz Criminal Justice Center	D2040-Rain Water Drainage	\$ 660,498	\$ 454,357	\$ 206,141
4,988	Los Angeles	Norwalk Courthouse	D2040-Rain Water Drainage	\$ 635,468	\$ 540,338	\$ 95,130
4,989	Sonoma	Hall of Justice	D2040-Rain Water Drainage	\$ 640,152	\$ 640,152	\$ -
4,990	Los Angeles	Pomona Courthouse South	D2040-Rain Water Drainage	\$ 707,953	\$ 645,228	\$ 62,725
4,991	Sacramento	Gordon Schaber Sacramento Superior Court	D2040-Rain Water Drainage	\$ 649,590	\$ 649,590	\$ -
4,992	Fresno	Fresno County Courthouse	D2040-Rain Water Drainage	\$ 768,479	\$ 768,479	\$ -
4,993	Kern	Bakersfield Superior Court	D2040-Rain Water Drainage	\$ 794,438	\$ 794,438	\$ -
4,994	Orange	Central Justice Center	D2040-Rain Water Drainage	\$ 1,537,788	\$ 1,402,001	\$ 135,787
4,995	San Diego	County Courthouse	D2040-Rain Water Drainage	\$ 1,498,607	\$ 1,498,607	\$ -
4,996	San Luis Obispo	1070 Palm St.	D2090-Other Plumbing Systems	\$ 4,044	\$ 4,044	\$ -
4,997	Los Angeles	Chatsworth Courthouse	D2090-Other Plumbing Systems	\$ 9,110	\$ 7,634	\$ 1,476
4,998	Tulare	Tulare Division	D2090-Other Plumbing Systems	\$ 20,133	\$ 14,093	\$ 6,040
4,999	Los Angeles	Burbank Courthouse	D2090-Other Plumbing Systems	\$ 19,409	\$ 17,616	\$ 1,793
5,000	Contra Costa	Concord Courthouse	D2090-Other Plumbing Systems	\$ 17,976	\$ 17,976	\$ -
5,001	Alameda	Fremont Hall of Justice	D2090-Other Plumbing Systems	\$ 24,570	\$ 19,509	\$ 5,061
5,002	Shasta	Main Courthouse	D2090-Other Plumbing Systems	\$ 31,300	\$ 21,819	\$ 9,481
5,003	Orange	Central Justice Center	D2090-Other Plumbing Systems	\$ 29,378	\$ 29,378	\$ -



Line #	County	Facility Name	Project System Targeted for Renewal	Project Rough Order of Magnitude	Judicial Branch Share of Cost	County Share of Cost
5,004	Sutter	Courthouse West	D2090-Other Plumbing Systems	\$ 36,319	\$ 29,963	\$ 6,356
5,005	Nevada	Nevada City Courthouse	D2090-Other Plumbing Systems	\$ 49,963	\$ 32,726	\$ 17,237
5,006	Kings	Avenal Court	D2090-Other Plumbing Systems	\$ 44,812	\$ 44,812	\$ -
5,007	Contra Costa	Walnut Creek Courthouse	D2090-Other Plumbing Systems	\$ 55,411	\$ 55,411	\$ -
5,008	San Diego	Kearny Mesa Court	D2090-Other Plumbing Systems	\$ 80,476	\$ 80,476	\$ -
5,009	San Diego	Juvenile Court	D2090-Other Plumbing Systems	\$ 115,774	\$ 86,391	\$ 29,383
5,010	Tulare	Visalia Superior Court	D2090-Other Plumbing Systems	\$ 292,653	\$ 94,615	\$ 198,038
5,011	Riverside	Corona	D2090-Other Plumbing Systems	\$ 98,585	\$ 98,585	\$ -
5,012	Santa Clara	Historic Courthouse	D2090-Other Plumbing Systems	\$ 115,246	\$ 115,246	\$ -
5,013	Contra Costa	George D. Carroll Courthouse	D2090-Other Plumbing Systems	\$ 173,152	\$ 133,673	\$ 39,479
5,014	Stanislaus	Modesto Main Courthouse	D2090-Other Plumbing Systems	\$ 202,188	\$ 202,188	\$ -
5,015	Santa Clara	Downtown Superior Court	D2090-Other Plumbing Systems	\$ 214,095	\$ 214,095	\$ -
5,016	Contra Costa	Wakefield Taylor Courthouse	D2090-Other Plumbing Systems	\$ 215,920	\$ 215,920	\$ -
5,017	Humboldt	Humboldt County Courthouse (Eureka)	D2090-Other Plumbing Systems	\$ 250,759	\$ 250,759	\$ -
5,018	Santa Clara	Hall of Justice (West)	D2090-Other Plumbing Systems	\$ 264,012	\$ 264,012	\$ -
5,019	Orange	Harbor Justice Center-Newport Beach Facility	D2090-Other Plumbing Systems	\$ 313,144	\$ 264,043	\$ 49,101
5,020	San Diego	County Courthouse	D2090-Other Plumbing Systems	\$ 401,547	\$ 310,878	\$ 90,669
5,021	Sacramento	Gordon Schaber Sacramento Superior Court	D2090-Other Plumbing Systems	\$ 370,061	\$ 370,061	\$ -
5,022	Sonoma	Hall of Justice	D2090-Other Plumbing Systems	\$ 880,098	\$ 522,778	\$ 357,320
5,023	San Diego	East County Regional Center	D2090-Other Plumbing Systems	\$ 3,856,906	\$ 2,611,511	\$ 1,245,395
5,024	Los Angeles	Chatsworth Courthouse	D2093-Interceptors	\$ 18,875	\$ 15,817	\$ 3,058
5,025	Los Angeles	Torrance Courthouse	D20-Plumbing	\$ 1,606	\$ 1,452	\$ 154
5,026	Los Angeles	Pomona Courthouse North	D20-Plumbing	\$ 1,950	\$ 1,950	\$ -
5,027	Los Angeles	Torrance Courthouse	D20-Plumbing	\$ 2,550	\$ 2,306	\$ 244
5,028	Napa	Criminal Court Building	D20-Plumbing	\$ 2,499	\$ 2,499	\$ -
5,029	Los Angeles	Metropolitan Courthouse	D20-Plumbing	\$ 2,834	\$ 2,679	\$ 155
5,030	Los Angeles	Monrovia Training Center	D20-Plumbing	\$ 3,900	\$ 2,741	\$ 1,159
5,031	Los Angeles	West Covina Courthouse	D20-Plumbing	\$ 3,900	\$ 3,237	\$ 663
5,032	Orange	West Justice Center	D20-Plumbing	\$ 3,832	\$ 3,475	\$ 357
5,033	Los Angeles	Santa Clarita Courthouse	D20-Plumbing	\$ 4,118	\$ 3,640	\$ 478
5,034	Los Angeles	Burbank Courthouse	D20-Plumbing	\$ 4,118	\$ 3,737	\$ 381
5,035	Los Angeles	Airport Courthouse	D20-Plumbing	\$ 5,099	\$ 3,935	\$ 1,164
5,036	San Mateo	Central Branch	D20-Plumbing	\$ 3,986	\$ 3,986	\$ -



Line #	County	Facility Name	Project System Targeted for Renewal	Project Rough Order of Magnitude	Judicial Branch Share of Cost	County Share of Cost
5,037	Alameda	Hayward Hall of Justice	D20-Plumbing	\$ 4,137	\$ 4,137	\$ -
5,038	Alameda	Wiley W. Manuel Courthouse	D20-Plumbing	\$ 4,193	\$ 4,193	\$ -
5,039	Alameda	Hayward Hall of Justice	D20-Plumbing	\$ 4,871	\$ 4,871	\$ -
5,040	Alameda	Wiley W. Manuel Courthouse	D20-Plumbing	\$ 4,938	\$ 4,938	\$ -
5,041	Los Angeles	Pasadena Courthouse	D20-Plumbing	\$ 7,318	\$ 5,075	\$ 2,243
5,042	Los Angeles	Beverly Hills Courthouse	D20-Plumbing	\$ 8,236	\$ 6,549	\$ 1,687
5,043	Los Angeles	Hollywood Courthouse	D20-Plumbing	\$ 8,236	\$ 7,502	\$ 734
5,044	Los Angeles	Santa Monica Courthouse	D20-Plumbing	\$ 10,295	\$ 8,081	\$ 2,214
5,045	Yolo	Family Support	D20-Plumbing	\$ 69,081	\$ 11,537	\$ 57,544
5,046	San Joaquin	Lodi Branch- Dept. 2	D20-Plumbing	\$ 18,303	\$ 18,303	\$ -
5,047	San Joaquin	Lodi Branch- Dept. 2	D20-Plumbing	\$ 23,320	\$ 23,320	\$ -
5,048	Sacramento	Credit Union Bldg.	D20-Plumbing	\$ 25,749	\$ 25,749	\$ -
5,049	Santa Barbara	Santa Maria Courts, Bldgs. A + B	D20-Plumbing	\$ 31,638	\$ 31,638	\$ -
5,050	Santa Barbara	Santa Maria Courts, Bldg F	D20-Plumbing	\$ 32,416	\$ 32,416	\$ -
5,051	Solano	Solano Justice Building	D20-Plumbing	\$ 76,632	\$ 58,317	\$ 18,315
5,052	Solano	Solano Justice Building	D20-Plumbing	\$ 95,636	\$ 72,779	\$ 22,857
5,053	Solano	Hall of Justice	D20-Plumbing	\$ 114,948	\$ 83,705	\$ 31,243
5,054	Santa Barbara	Santa Maria Courts Bldgs C + D	D20-Plumbing	\$ 84,581	\$ 84,581	\$ -
5,055	Sacramento	Credit Union Bldg.	D20-Plumbing	\$ 89,785	\$ 89,785	\$ -
5,056	Solano	Hall of Justice	D20-Plumbing	\$ 143,455	\$ 104,464	\$ 38,991
5,057	Santa Barbara	Santa Maria Courts Bldgs C + D	D20-Plumbing	\$ 107,832	\$ 107,832	\$ -
5,058	Santa Barbara	Santa Maria Courts Bldgs C + D	D20-Plumbing	\$ 107,832	\$ 107,832	\$ -
5,059	Santa Barbara	Santa Maria Courts Bldgs C + D	D20-Plumbing	\$ 107,832	\$ 107,832	\$ -
5,060	San Bernardino	Chino Courthouse	D20-Plumbing	\$ 133,048	\$ 133,048	\$ -
5,061	San Bernardino	Chino Courthouse	D20-Plumbing	\$ 169,634	\$ 169,634	\$ -
5,062	Los Angeles	Metropolitan Courthouse	D20-Plumbing	\$ 520,274	\$ 491,867	\$ 28,407
5,063	Los Angeles	Stanley Mosk Courthouse	D20-Plumbing	\$ 1,532,103	\$ 1,490,123	\$ 41,980
5,064	Los Angeles	Metropolitan Courthouse	D20-Plumbing	\$ 1,814,748	\$ 1,715,663	\$ 99,085
5,065	Los Angeles	Stanley Mosk Courthouse	D20-Plumbing	\$ 5,344,069	\$ 5,197,642	\$ 146,427
5,066	Los Angeles	Pasadena Courthouse	D3010-Energy Supply	\$ 3,430	\$ 2,379	\$ 1,051
5,067	Los Angeles	Torrance Courthouse	D3010-Energy Supply	\$ 5,616	\$ 4,781	\$ 835
5,068	Alameda	Wiley W. Manuel Courthouse	D3010-Energy Supply	\$ 7,629	\$ 7,629	\$ -
5,069	Los Angeles	Norwalk Courthouse	D3011-Oil Supply System	\$ 17,046	\$ 14,494	\$ 2,552
5,070	Los Angeles	East Los Angeles Courthouse	D3011-Oil Supply System	\$ 18,753	\$ 14,575	\$ 4,178
5,071	Los Angeles	Alhambra Courthouse	D3011-Oil Supply System	\$ 18,279	\$ 15,720	\$ 2,559



Line #	County	Facility Name	Project System Targeted for Renewal	Project Rough Order of Magnitude	Judicial Branch Share of Cost	County Share of Cost
5,072	Los Angeles	Clara Shortridge Foltz Criminal Justice Center	D3011-Oil Supply System	\$ 34,093	\$ 23,453	\$ 10,640
5,073	Los Angeles	Pasadena Courthouse	D3011-Oil Supply System	\$ 62,333	\$ 43,228	\$ 19,105
5,074	Los Angeles	Edmund D. Edelman Children's Court	D3011-Oil Supply System	\$ 63,594	\$ 44,509	\$ 19,085
5,075	Los Angeles	Van Nuys Courthouse West	D3011-Oil Supply System	\$ 55,766	\$ 44,880	\$ 10,886
5,076	San Bernardino	Joshua Tree Courthouse	D3012-Gas Supply System	\$ 3,609	\$ 1,221	\$ 2,388
5,077	San Bernardino	Victorville Courthouse-Dept. N-1	D3012-Gas Supply System	\$ 3,232	\$ 2,077	\$ 1,155
5,078	San Mateo	Central Branch	D3012-Gas Supply System	\$ 2,458	\$ 2,458	\$ -
5,079	Los Angeles	Monrovia Training Center	D3012-Gas Supply System	\$ 3,690	\$ 2,594	\$ 1,096
5,080	San Mateo	Traffic/ Small Claims Annex	D3012-Gas Supply System	\$ 2,707	\$ 2,707	\$ -
5,081	Solano	Hall of Justice	D3012-Gas Supply System	\$ 3,825	\$ 2,785	\$ 1,040
5,082	San Bernardino	Barstow Courthouse	D3012-Gas Supply System	\$ 3,232	\$ 3,232	\$ -
5,083	Los Angeles	Burbank Courthouse	D3012-Gas Supply System	\$ 3,897	\$ 3,537	\$ 360
5,084	Imperial	Imperial County Courthouse	D3012-Gas Supply System	\$ 3,609	\$ 3,609	\$ -
5,085	San Luis Obispo	Courthouse Annex	D3012-Gas Supply System	\$ 7,272	\$ 3,617	\$ 3,655
5,086	Los Angeles	Pomona Courthouse North	D3012-Gas Supply System	\$ 3,690	\$ 3,690	\$ -
5,087	Los Angeles	West Covina Courthouse	D3012-Gas Supply System	\$ 3,690	\$ 3,690	\$ -
5,088	Orange	West Justice Center	D3012-Gas Supply System	\$ 3,914	\$ 3,914	\$ -
5,089	San Mateo	Northern Branch Courthouse	D3012-Gas Supply System	\$ 3,940	\$ 3,940	\$ -
5,090	El Dorado	Cameron Park	D3012-Gas Supply System	\$ 4,283	\$ 4,283	\$ -
5,091	Los Angeles	Glendale Courthouse	D3012-Gas Supply System	\$ 6,393	\$ 5,788	\$ 605
5,092	Solano	Solano Justice Building	D3012-Gas Supply System	\$ 7,858	\$ 5,980	\$ 1,878
5,093	San Diego	South County Regional Center	D3012-Gas Supply System	\$ 20,858	\$ 7,476	\$ 13,382
5,094	Lake	Lakeport Court Facility	D3012-Gas Supply System	\$ 31,831	\$ 9,549	\$ 22,282
5,095	Alameda	Hayward Hall of Justice	D3012-Gas Supply System	\$ 13,772	\$ 12,161	\$ 1,611
5,096	Alameda	Wiley W. Manuel Courthouse	D3012-Gas Supply System	\$ 15,159	\$ 12,703	\$ 2,456
5,097	Los Angeles	Metropolitan Courthouse	D3012-Gas Supply System	\$ 17,360	\$ 16,412	\$ 948
5,098	Los Angeles	Van Nuys Courthouse East	D3012-Gas Supply System	\$ 20,133	\$ 18,067	\$ 2,066
5,099	Santa Barbara	Santa Barbara County Courthouse	D3012-Gas Supply System	\$ 37,047	\$ 37,047	\$ -
5,100	Los Angeles	Alhambra Courthouse	D3012-Gas Supply System	\$ 50,377	\$ 43,324	\$ 7,053
5,101	Los Angeles	Norwalk Courthouse	D3012-Gas Supply System	\$ 65,724	\$ 55,885	\$ 9,839
5,102	Los Angeles	Hall of Records	D3020-Heat Generating Systems	\$ 85,727	\$ 9,078	\$ 76,649
5,103	El Dorado	Bldg. C	D3020-Heat Generating Systems	\$ 89,212	\$ 18,467	\$ 70,745
5,104	Los Angeles	Pomona Courthouse North	D3020-Heat Generating Systems	\$ 24,833	\$ 23,902	\$ 931
5,105	Los Angeles	Los Padrinos Juvenile Court	D3020-Heat Generating Systems	\$ 99,980	\$ 29,314	\$ 70,666
5,106	Los Angeles	Monrovia Training Center	D3020-Heat Generating Systems	\$ 55,446	\$ 38,973	\$ 16,473

Line #	County	Facility Name	Project System Targeted for Renewal	Project Rough Order of Magnitude	Judicial Branch Share of Cost	County Share of Cost
5,107	Los Angeles	Sylmar Juvenile Court	D3020-Heat Generating Systems	\$ 113,836	\$ 39,057	\$ 74,779
5,108	San Diego	North County Regional Center - Annex	D3020-Heat Generating Systems	\$ 62,251	\$ 62,251	\$ -
5,109	Los Angeles	Van Nuys Courthouse East	D3020-Heat Generating Systems	\$ 73,177	\$ 65,669	\$ 7,508
5,110	Los Angeles	Glendale Courthouse	D3020-Heat Generating Systems	\$ 73,156	\$ 66,235	\$ 6,921
5,111	Tulare	Visalia Superior Court	D3020-Heat Generating Systems	\$ 205,181	\$ 66,335	\$ 138,846
5,112	Siskiyou	Siskiyou County Courthouse	D3020-Heat Generating Systems	\$ 197,385	\$ 66,381	\$ 131,004
5,113	Los Angeles	Van Nuys Courthouse East	D3020-Heat Generating Systems	\$ 82,599	\$ 74,124	\$ 8,475
5,114	Los Angeles	Burbank Courthouse	D3020-Heat Generating Systems	\$ 84,534	\$ 76,723	\$ 7,811
5,115	Tulare	Visalia Superior Court	D3020-Heat Generating Systems	\$ 248,539	\$ 80,353	\$ 168,186
5,116	Riverside	Riverside Juvenile Court	D3020-Heat Generating Systems	\$ 83,468	\$ 83,468	\$ -
5,117	Ventura	East County Courthouse	D3020-Heat Generating Systems	\$ 144,033	\$ 88,940	\$ 55,093
5,118	Los Angeles	Edmund D. Edelman Children's Court	D3020-Heat Generating Systems	\$ 141,845	\$ 99,277	\$ 42,568
5,119	Imperial	Imperial County Courthouse	D3020-Heat Generating Systems	\$ 100,116	\$ 100,116	\$ -
5,120	Los Angeles	Torrance Courthouse	D3020-Heat Generating Systems	\$ 130,241	\$ 110,887	\$ 19,354
5,121	Santa Barbara	Figuroa Division	D3020-Heat Generating Systems	\$ 142,268	\$ 142,268	\$ -
5,122	Alameda	George E. McDonald Hall of Justice	D3020-Heat Generating Systems	\$ 149,166	\$ 149,166	\$ -
5,123	Los Angeles	Hollywood Courthouse	D3020-Heat Generating Systems	\$ 169,068	\$ 154,004	\$ 15,064
5,124	San Mateo	Northern Branch Courthouse	D3020-Heat Generating Systems	\$ 158,881	\$ 158,881	\$ -
5,125	Placer	Historic Courthouse	D3020-Heat Generating Systems	\$ 218,567	\$ 168,297	\$ 50,270
5,126	Los Angeles	West Covina Courthouse	D3020-Heat Generating Systems	\$ 238,129	\$ 238,129	\$ -
5,127	Los Angeles	Norwalk Courthouse	D3020-Heat Generating Systems	\$ 368,229	\$ 313,105	\$ 55,124
5,128	Santa Barbara	Santa Barbara County Courthouse	D3020-Heat Generating Systems	\$ 393,367	\$ 393,367	\$ -
5,129	Los Angeles	Van Nuys Courthouse East	D3020-Heat Generating Systems	\$ 496,654	\$ 445,697	\$ 50,957
5,130	Orange	Betty Lou Lamoreaux Justice Center	D3020-Heat Generating Systems	\$ 597,286	\$ 477,530	\$ 119,756
5,131	Fresno	Fresno County Courthouse	D3020-Heat Generating Systems	\$ 480,196	\$ 480,196	\$ -
5,132	San Diego	South County Regional Center	D3020-Heat Generating Systems	\$ 516,401	\$ 516,401	\$ -
5,133	Alameda	Wiley W. Manuel Courthouse	D3020-Heat Generating Systems	\$ 659,565	\$ 552,715	\$ 106,850
5,134	Alameda	Hayward Hall of Justice	D3020-Heat Generating Systems	\$ 626,093	\$ 552,840	\$ 73,253
5,135	Los Angeles	Van Nuys Courthouse West	D3020-Heat Generating Systems	\$ 792,485	\$ 637,792	\$ 154,693
5,136	Los Angeles	Chatsworth Courthouse	D3020-Heat Generating Systems	\$ 804,712	\$ 674,349	\$ 130,363
5,137	Sacramento	Gordon Schaber Sacramento Superior Court	D3020-Heat Generating Systems	\$ 687,171	\$ 687,171	\$ -
5,138	Sacramento	Carol Miller Justice Center Court Facility	D3020-Heat Generating Systems	\$ 975,585	\$ 953,634	\$ 21,951
5,139	Riverside	Larson Justice Center	D3020-Heat Generating Systems	\$ 1,356,396	\$ 1,320,994	\$ 35,402

Line #	County	Facility Name	Project System Targeted for Renewal	Project Rough Order of Magnitude	Judicial Branch Share of Cost	County Share of Cost
5,140	Riverside	Hall of Justice	D3020-Heat Generating Systems	\$ 1,484,029	\$ 1,484,029	\$ -
5,141	San Bernardino	Rancho Cucamonga Courthouse	D3020-Heat Generating Systems	\$ 2,946,687	\$ 2,946,687	\$ -
5,142	Contra Costa	Wakefield Taylor Courthouse	D3021-Boilers	\$ 5,587	\$ 5,587	\$ -
5,143	Los Angeles	Van Nuys Courthouse East	D3021-Boilers	\$ 14,266	\$ 12,802	\$ 1,464
5,144	Los Angeles	Pasadena Courthouse	D3021-Boilers	\$ 45,729	\$ 31,713	\$ 14,016
5,145	Los Angeles	Van Nuys Courthouse East	D3021-Boilers	\$ 50,209	\$ 45,058	\$ 5,151
5,146	Los Angeles	Van Nuys Courthouse West	D3023-Auxiliary Equipment	\$ 23,831	\$ 19,179	\$ 4,652
5,147	Los Angeles	Metropolitan Courthouse	D3030-Cooling Generating Systems	\$ 6,400	\$ 6,051	\$ 349
5,148	San Luis Obispo	Grover Beach Branch	D3030-Cooling Generating Systems	\$ 7,430	\$ 7,430	\$ -
5,149	San Luis Obispo	1070 Palm St.	D3030-Cooling Generating Systems	\$ 7,761	\$ 7,761	\$ -
5,150	Los Angeles	Hall of Records	D3030-Cooling Generating Systems	\$ 85,727	\$ 9,078	\$ 76,649
5,151	Alameda	Hayward Hall of Justice	D3030-Cooling Generating Systems	\$ 9,786	\$ 9,786	\$ -
5,152	Los Angeles	Glendale Courthouse	D3030-Cooling Generating Systems	\$ 14,814	\$ 13,413	\$ 1,401
5,153	Los Angeles	Airport Courthouse	D3030-Cooling Generating Systems	\$ 20,160	\$ 15,557	\$ 4,603
5,154	Los Angeles	Torrance Courthouse	D3030-Cooling Generating Systems	\$ 20,160	\$ 17,164	\$ 2,996
5,155	Fresno	Fresno County Courthouse	D3030-Cooling Generating Systems	\$ 22,697	\$ 22,697	\$ -
5,156	Los Angeles	Van Nuys Courthouse West	D3030-Cooling Generating Systems	\$ 28,668	\$ 23,072	\$ 5,596
5,157	Placer	Historic Courthouse	D3030-Cooling Generating Systems	\$ 23,654	\$ 23,654	\$ -
5,158	San Bernardino	San Bernardino Courthouse - Annex	D3030-Cooling Generating Systems	\$ 24,062	\$ 24,062	\$ -
5,159	Alameda	Hayward Hall of Justice	D3030-Cooling Generating Systems	\$ 28,484	\$ 25,151	\$ 3,333
5,160	Los Angeles	Van Nuys Courthouse West	D3030-Cooling Generating Systems	\$ 32,867	\$ 26,451	\$ 6,416
5,161	Santa Barbara	Figueroa Division	D3030-Cooling Generating Systems	\$ 35,034	\$ 35,034	\$ -
5,162	Fresno	Fresno County Courthouse	D3030-Cooling Generating Systems	\$ 35,164	\$ 35,164	\$ -
5,163	El Dorado	Bldg. C	D3030-Cooling Generating Systems	\$ 175,458	\$ 36,320	\$ 139,138
5,164	Los Angeles	Sylmar Juvenile Court	D3030-Cooling Generating Systems	\$ 113,836	\$ 39,057	\$ 74,779
5,165	Los Angeles	Glendale Courthouse	D3030-Cooling Generating Systems	\$ 43,372	\$ 39,269	\$ 4,103
5,166	San Mateo	Traffic/ Small Claims Annex	D3030-Cooling Generating Systems	\$ 39,500	\$ 39,500	\$ -
5,167	El Dorado	Main St. Courthouse	D3030-Cooling Generating Systems	\$ 40,044	\$ 40,044	\$ -
5,168	Shasta	Main Courthouse	D3030-Cooling Generating Systems	\$ 57,565	\$ 40,129	\$ 17,436
5,169	Nevada	Nevada City Courthouse	D3030-Cooling Generating Systems	\$ 65,752	\$ 43,068	\$ 22,684
5,170	Del Norte	Del Norte County Superior Court	D3030-Cooling Generating Systems	\$ 43,150	\$ 43,150	\$ -
5,171	Siskiyou	Siskiyou County Courthouse	D3030-Cooling Generating Systems	\$ 48,131	\$ 48,131	\$ -
5,172	Nevada	Nevada City Courthouse	D3030-Cooling Generating Systems	\$ 76,267	\$ 49,955	\$ 26,312
5,173	Santa Barbara	Santa Barbara Jury Assembly Bldg.	D3030-Cooling Generating Systems	\$ 50,051	\$ 50,051	\$ -
5,174	Napa	Historic Courthouse	D3030-Cooling Generating Systems	\$ 51,042	\$ 51,042	\$ -
5,175	Los Angeles	Van Nuys Courthouse West	D3030-Cooling Generating Systems	\$ 66,423	\$ 53,457	\$ 12,966

Line #	County	Facility Name	Project System Targeted for Renewal	Project Rough Order of Magnitude	Judicial Branch Share of Cost	County Share of Cost
5,176	Fresno	Fresno County Courthouse	D3030-Cooling Generating Systems	\$ 62,700	\$ 62,700	\$ -
5,177	Los Angeles	Eastlake Juvenile Court	D3030-Cooling Generating Systems	\$ 117,076	\$ 64,134	\$ 52,942
5,178	Riverside	Larson Justice Center	D3030-Cooling Generating Systems	\$ 70,251	\$ 70,251	\$ -
5,179	Riverside	Palm Springs Courts	D3030-Cooling Generating Systems	\$ 180,091	\$ 73,135	\$ 106,956
5,180	Sacramento	Gordon Schaber Sacramento Superior Court	D3030-Cooling Generating Systems	\$ 76,267	\$ 76,267	\$ -
5,181	Los Angeles	Glendale Courthouse	D3030-Cooling Generating Systems	\$ 87,787	\$ 79,482	\$ 8,305
5,182	Solano	Solano Justice Building	D3030-Cooling Generating Systems	\$ 115,580	\$ 87,956	\$ 27,624
5,183	Orange	North Justice Center	D3030-Cooling Generating Systems	\$ 98,561	\$ 89,010	\$ 9,551
5,184	Orange	North Justice Center	D3030-Cooling Generating Systems	\$ 98,561	\$ 89,010	\$ 9,551
5,185	Los Angeles	Van Nuys Courthouse West	D3030-Cooling Generating Systems	\$ 110,704	\$ 89,095	\$ 21,609
5,186	Los Angeles	Glendale Courthouse	D3030-Cooling Generating Systems	\$ 99,633	\$ 90,208	\$ 9,425
5,187	Kings	Avenal Court	D3030-Cooling Generating Systems	\$ 90,903	\$ 90,903	\$ -
5,188	Tulare	Tulare Division	D3030-Cooling Generating Systems	\$ 91,607	\$ 91,607	\$ -
5,189	Santa Barbara	Santa Barbara County Courthouse	D3030-Cooling Generating Systems	\$ 98,306	\$ 98,306	\$ -
5,190	Los Angeles	Eastlake Juvenile Court	D3030-Cooling Generating Systems	\$ 193,101	\$ 105,781	\$ 87,320
5,191	Ventura	East County Courthouse	D3030-Cooling Generating Systems	\$ 177,684	\$ 109,720	\$ 67,964
5,192	Los Angeles	Inglewood Juvenile Court	D3030-Cooling Generating Systems	\$ 142,478	\$ 115,094	\$ 27,384
5,193	Santa Clara	Hall of Justice (West)	D3030-Cooling Generating Systems	\$ 115,711	\$ 115,711	\$ -
5,194	Santa Clara	Historic Courthouse	D3030-Cooling Generating Systems	\$ 121,179	\$ 121,179	\$ -
5,195	Los Angeles	Pasadena Courthouse	D3030-Cooling Generating Systems	\$ 177,228	\$ 122,908	\$ 54,320
5,196	Los Angeles	Eastlake Juvenile Court	D3030-Cooling Generating Systems	\$ 230,251	\$ 126,131	\$ 104,120
5,197	Santa Barbara	Santa Barbara County Courthouse	D3030-Cooling Generating Systems	\$ 128,632	\$ 128,632	\$ -
5,198	Orange	Central Justice Center	D3030-Cooling Generating Systems	\$ 141,133	\$ 128,671	\$ 12,462
5,199	Butte	Butte County Courthouse	D3030-Cooling Generating Systems	\$ 137,182	\$ 137,182	\$ -
5,200	Santa Clara	Santa Clara Courthouse	D3030-Cooling Generating Systems	\$ 138,795	\$ 138,795	\$ -
5,201	San Mateo	Central Branch	D3030-Cooling Generating Systems	\$ 141,244	\$ 141,244	\$ -
5,202	Los Angeles	El Monte Courthouse	D3030-Cooling Generating Systems	\$ 246,605	\$ 143,327	\$ 103,278
5,203	El Dorado	Johnson Bldg.	D3030-Cooling Generating Systems	\$ 143,475	\$ 143,475	\$ -
5,204	Los Angeles	Downey Courthouse	D3030-Cooling Generating Systems	\$ 173,047	\$ 144,840	\$ 28,207
5,205	Contra Costa	Wakefield Taylor Courthouse	D3030-Cooling Generating Systems	\$ 145,086	\$ 145,086	\$ -
5,206	Los Angeles	Van Nuys Courthouse East	D3030-Cooling Generating Systems	\$ 171,876	\$ 154,242	\$ 17,634
5,207	Los Angeles	Bellflower Courthouse	D3030-Cooling Generating Systems	\$ 210,056	\$ 163,718	\$ 46,338
5,208	Los Angeles	Whittier Courthouse	D3030-Cooling Generating Systems	\$ 189,933	\$ 164,159	\$ 25,774
5,209	Ventura	East County Courthouse	D3030-Cooling Generating Systems	\$ 275,264	\$ 169,976	\$ 105,288
5,210	Los Angeles	Glendale Courthouse	D3030-Cooling Generating Systems	\$ 194,343	\$ 175,958	\$ 18,385



Line #	County	Facility Name	Project System Targeted for Renewal	Project Rough Order of Magnitude	Judicial Branch Share of Cost	County Share of Cost
5,211	Ventura	East County Courthouse	D3030-Cooling Generating Systems	\$ 289,431	\$ 178,724	\$ 110,707
5,212	Riverside	Corona	D3030-Cooling Generating Systems	\$ 350,769	\$ 189,520	\$ 161,249
5,213	Santa Clara	Historic Courthouse	D3030-Cooling Generating Systems	\$ 194,785	\$ 194,785	\$ -
5,214	Los Angeles	West Covina Courthouse	D3030-Cooling Generating Systems	\$ 197,810	\$ 197,810	\$ -
5,215	Los Angeles	Airport Courthouse	D3030-Cooling Generating Systems	\$ 259,908	\$ 200,571	\$ 59,337
5,216	Ventura	East County Courthouse	D3030-Cooling Generating Systems	\$ 327,272	\$ 202,090	\$ 125,182
5,217	Los Angeles	Torrance Courthouse	D3030-Cooling Generating Systems	\$ 250,689	\$ 213,437	\$ 37,252
5,218	Los Angeles	Van Nuys Courthouse West	D3030-Cooling Generating Systems	\$ 266,189	\$ 214,229	\$ 51,960
5,219	Los Angeles	Santa Monica Courthouse	D3030-Cooling Generating Systems	\$ 276,481	\$ 217,010	\$ 59,471
5,220	Santa Barbara	Figueroa Division	D3030-Cooling Generating Systems	\$ 230,498	\$ 230,498	\$ -
5,221	San Mateo	Northern Branch Courthouse	D3030-Cooling Generating Systems	\$ 247,067	\$ 247,067	\$ -
5,222	Placer	Historic Courthouse	D3030-Cooling Generating Systems	\$ 250,924	\$ 250,924	\$ -
5,223	Los Angeles	Pomona Courthouse South	D3030-Cooling Generating Systems	\$ 276,232	\$ 251,758	\$ 24,474
5,224	San Bernardino	Barstow Courthouse	D3030-Cooling Generating Systems	\$ 254,999	\$ 254,999	\$ -
5,225	Orange	North Justice Center	D3030-Cooling Generating Systems	\$ 285,499	\$ 257,834	\$ 27,665
5,226	Los Angeles	Edmund D. Edelman Children's Court	D3030-Cooling Generating Systems	\$ 382,217	\$ 267,514	\$ 114,703
5,227	Los Angeles	Edmund D. Edelman Children's Court	D3030-Cooling Generating Systems	\$ 382,217	\$ 267,514	\$ 114,703
5,228	Kern	Bakersfield Juvenile Center	D3030-Cooling Generating Systems	\$ 269,259	\$ 269,259	\$ -
5,229	Alameda	George E. McDonald Hall of Justice	D3030-Cooling Generating Systems	\$ 272,965	\$ 272,965	\$ -
5,230	Los Angeles	Edmund D. Edelman Children's Court	D3030-Cooling Generating Systems	\$ 392,675	\$ 274,833	\$ 117,842
5,231	Imperial	Imperial County Courthouse	D3030-Cooling Generating Systems	\$ 277,166	\$ 277,166	\$ -
5,232	Orange	North Justice Center	D3030-Cooling Generating Systems	\$ 309,803	\$ 279,783	\$ 30,020
5,233	Los Angeles	Metropolitan Courthouse	D3030-Cooling Generating Systems	\$ 300,800	\$ 284,376	\$ 16,424
5,234	Los Angeles	Whittier Courthouse	D3030-Cooling Generating Systems	\$ 287,275	\$ 287,275	\$ -
5,235	Stanislaus	Modesto Main Courthouse	D3030-Cooling Generating Systems	\$ 288,328	\$ 287,723	\$ 605
5,236	Los Angeles	Torrance Courthouse	D3030-Cooling Generating Systems	\$ 347,698	\$ 296,030	\$ 51,668
5,237	Los Angeles	Burbank Courthouse	D3030-Cooling Generating Systems	\$ 327,098	\$ 296,874	\$ 30,224
5,238	Los Angeles	El Monte Courthouse	D3030-Cooling Generating Systems	\$ 519,815	\$ 302,116	\$ 217,699
5,239	Riverside	Palm Springs Courts	D3030-Cooling Generating Systems	\$ 314,005	\$ 314,005	\$ -
5,240	Ventura	East County Courthouse	D3030-Cooling Generating Systems	\$ 545,240	\$ 336,686	\$ 208,554
5,241	Stanislaus	Modesto Main Courthouse	D3030-Cooling Generating Systems	\$ 342,641	\$ 341,921	\$ 720
5,242	Sacramento	Carol Miller Justice Center Court Facility	D3030-Cooling Generating Systems	\$ 359,545	\$ 351,455	\$ 8,090
5,243	Santa Barbara	Santa Barbara County Courthouse	D3030-Cooling Generating Systems	\$ 351,829	\$ 351,829	\$ -
5,244	Los Angeles	Pasadena Courthouse	D3030-Cooling Generating Systems	\$ 512,216	\$ 355,222	\$ 156,994
5,245	Los Angeles	Alhambra Courthouse	D3030-Cooling Generating Systems	\$ 451,416	\$ 388,218	\$ 63,198

Line #	County	Facility Name	Project System Targeted for Renewal	Project Rough Order of Magnitude	Judicial Branch Share of Cost	County Share of Cost
5,246	Alameda	Fremont Hall of Justice	D3030-Cooling Generating Systems	\$ 522,451	\$ 414,826	\$ 107,625
5,247	San Diego	Family Court	D3030-Cooling Generating Systems	\$ 424,079	\$ 424,079	\$ -
5,248	Los Angeles	Van Nuys Courthouse East	D3030-Cooling Generating Systems	\$ 496,654	\$ 445,697	\$ 50,957
5,249	Los Angeles	Van Nuys Courthouse West	D3030-Cooling Generating Systems	\$ 564,492	\$ 454,303	\$ 110,189
5,250	Los Angeles	Pomona Courthouse North	D3030-Cooling Generating Systems	\$ 458,709	\$ 458,709	\$ -
5,251	San Bernardino	Barstow Courthouse	D3030-Cooling Generating Systems	\$ 490,778	\$ 490,778	\$ -
5,252	Sonoma	Hall of Justice	D3030-Cooling Generating Systems	\$ 519,123	\$ 519,123	\$ -
5,253	Los Angeles	Pomona Courthouse South	D3030-Cooling Generating Systems	\$ 610,997	\$ 556,863	\$ 54,134
5,254	Los Angeles	Van Nuys Courthouse West	D3030-Cooling Generating Systems	\$ 725,254	\$ 583,684	\$ 141,570
5,255	Orange	West Justice Center	D3030-Cooling Generating Systems	\$ 720,965	\$ 653,771	\$ 67,194
5,256	Riverside	Family Law Court	D3030-Cooling Generating Systems	\$ 666,089	\$ 666,089	\$ -
5,257	Santa Clara	Hall of Justice (East)	D3030-Cooling Generating Systems	\$ 721,677	\$ 721,677	\$ -
5,258	Los Angeles	Chatsworth Courthouse	D3030-Cooling Generating Systems	\$ 884,996	\$ 741,627	\$ 143,369
5,259	Los Angeles	Compton Courthouse	D3030-Cooling Generating Systems	\$ 1,126,223	\$ 1,126,223	\$ -
5,260	Orange	Betty Lou Lamoreaux Justice Center	D3030-Cooling Generating Systems	\$ 1,708,790	\$ 1,366,178	\$ 342,612
5,261	Los Angeles	San Fernando Courthouse	D3030-Cooling Generating Systems	\$ 1,908,728	\$ 1,908,728	\$ -
5,262	Tulare	Visalia Superior Court	D3030-Cooling Generating Systems	\$ 2,455,407	\$ 2,455,407	\$ -
5,263	Orange	Betty Lou Lamoreaux Justice Center	D3030-Cooling Generating Systems	\$ 7,481,717	\$ 5,981,633	\$ 1,500,084
5,264	Del Norte	Del Norte County Superior Court	D3032-Direct Expansion Systems	\$ 2,826	\$ 1,731	\$ 1,095
5,265	San Bernardino	Barstow Courthouse	D3032-Direct Expansion Systems	\$ 4,847	\$ 3,777	\$ 1,070
5,266	Kern	Shafter/Wasco Courts Bldg.	D3032-Direct Expansion Systems	\$ 4,885	\$ 4,394	\$ 491
5,267	San Diego	Hall of Justice	D3032-Direct Expansion Systems	\$ 4,771	\$ 4,771	\$ -
5,268	San Bernardino	Joshua Tree Courthouse	D3032-Direct Expansion Systems	\$ 5,557	\$ 5,557	\$ -
5,269	Fresno	Fresno County Courthouse	D3032-Direct Expansion Systems	\$ 7,702	\$ 7,387	\$ 315
5,270	Santa Barbara	Figueroa Division	D3032-Direct Expansion Systems	\$ 7,430	\$ 7,430	\$ -
5,271	San Bernardino	Fontana Courthouse	D3032-Direct Expansion Systems	\$ 10,946	\$ 9,099	\$ 1,847
5,272	Los Angeles	Bellflower Courthouse	D3032-Direct Expansion Systems	\$ 10,444	\$ 10,444	\$ -
5,273	Los Angeles	Metropolitan Courthouse	D3032-Direct Expansion Systems	\$ 17,868	\$ 16,892	\$ 976
5,274	Imperial	Imperial County Courthouse	D3032-Direct Expansion Systems	\$ 19,339	\$ 19,339	\$ -
5,275	Fresno	Fresno County Courthouse	D3032-Direct Expansion Systems	\$ 20,270	\$ 19,441	\$ 829
5,276	San Bernardino	Victorville Courthouse-Dept. N-1	D3032-Direct Expansion Systems	\$ 21,663	\$ 21,663	\$ -
5,277	San Diego	South County Regional Center	D3032-Direct Expansion Systems	\$ 21,715	\$ 21,715	\$ -
5,278	Fresno	Fresno County Courthouse	D3032-Direct Expansion Systems	\$ 36,721	\$ 35,219	\$ 1,502
5,279	San Luis Obispo	Courthouse Annex	D3032-Direct Expansion Systems	\$ 706,849	\$ 351,587	\$ 355,262
5,280	Santa Barbara	Santa Barbara Court Trailer	D3040-Distribution Systems	\$ 1,089	\$ 545	\$ 545
5,281	Kern	Arvin/ Lamont Branch	D3040-Distribution Systems	\$ 1,137	\$ 693	\$ 444





Line #	County	Facility Name	Project System Targeted for Renewal	Project Rough Order of Magnitude	Judicial Branch Share of Cost	County Share of Cost
5,282	San Bernardino	Fontana Courthouse	D3040-Distribution Systems	\$ 1,216	\$ 1,216	\$ -
5,283	Los Angeles	Santa Monica Courthouse	D3040-Distribution Systems	\$ 1,558	\$ 1,223	\$ 335
5,284	Los Angeles	Hall of Records	D3040-Distribution Systems	\$ 12,544	\$ 1,328	\$ 11,216
5,285	Santa Clara	Downtown Superior Court	D3040-Distribution Systems	\$ 1,345	\$ 1,345	\$ -
5,286	Los Angeles	Alfred J. McCourtney Juvenile Justice Center	D3040-Distribution Systems	\$ 2,048	\$ 1,414	\$ 634
5,287	Los Angeles	El Monte Courthouse	D3040-Distribution Systems	\$ 3,344	\$ 1,944	\$ 1,400
5,288	Los Angeles	Malibu Courthouse	D3040-Distribution Systems	\$ 5,391	\$ 2,048	\$ 3,343
5,289	Orange	Betty Lou Lamoreaux Justice Center	D3040-Distribution Systems	\$ 2,816	\$ 2,251	\$ 565
5,290	San Luis Obispo	Grover Beach Branch	D3040-Distribution Systems	\$ 2,287	\$ 2,287	\$ -
5,291	Riverside	Hall of Justice	D3040-Distribution Systems	\$ 2,400	\$ 2,400	\$ -
5,292	Riverside	Hall of Justice	D3040-Distribution Systems	\$ 2,448	\$ 2,448	\$ -
5,293	Orange	Central Justice Center	D3040-Distribution Systems	\$ 2,470	\$ 2,470	\$ -
5,294	Solano	Hall of Justice	D3040-Distribution Systems	\$ 2,687	\$ 2,687	\$ -
5,295	Santa Barbara	Santa Barbara Juvenile Court	D3040-Distribution Systems	\$ 3,266	\$ 3,266	\$ -
5,296	Los Angeles	Hall of Records	D3040-Distribution Systems	\$ 30,938	\$ 3,276	\$ 27,662
5,297	Los Angeles	San Fernando Courthouse	D3040-Distribution Systems	\$ 3,429	\$ 3,429	\$ -
5,298	Los Angeles	Burbank Courthouse	D3040-Distribution Systems	\$ 3,895	\$ 3,535	\$ 360
5,299	Los Angeles	Burbank Courthouse	D3040-Distribution Systems	\$ 4,762	\$ 4,322	\$ 440
5,300	Los Angeles	Los Padrinos Juvenile Court	D3040-Distribution Systems	\$ 15,606	\$ 4,576	\$ 11,030
5,301	Los Angeles	Hall of Records	D3040-Distribution Systems	\$ 43,457	\$ 4,602	\$ 38,855
5,302	San Luis Obispo	1070 Palm St.	D3040-Distribution Systems	\$ 4,650	\$ 4,650	\$ -
5,303	Los Angeles	Monrovia Training Center	D3040-Distribution Systems	\$ 6,812	\$ 4,788	\$ 2,024
5,304	Los Angeles	David M. Kenyon Juvenile Justice Center	D3040-Distribution Systems	\$ 12,090	\$ 4,916	\$ 7,174
5,305	Los Angeles	Hall of Records	D3040-Distribution Systems	\$ 50,310	\$ 5,328	\$ 44,982
5,306	Los Angeles	El Monte Courthouse	D3040-Distribution Systems	\$ 9,607	\$ 5,584	\$ 4,023
5,307	Contra Costa	Concord Courthouse	D3040-Distribution Systems	\$ 5,827	\$ 5,827	\$ -
5,308	Los Angeles	Los Padrinos Juvenile Court	D3040-Distribution Systems	\$ 20,118	\$ 5,899	\$ 14,219
5,309	Los Angeles	Beverly Hills Courthouse	D3040-Distribution Systems	\$ 7,521	\$ 5,981	\$ 1,540
5,310	Santa Barbara	Figueroa Division	D3040-Distribution Systems	\$ 6,057	\$ 6,057	\$ -
5,311	Los Angeles	Sylmar Juvenile Court	D3040-Distribution Systems	\$ 17,768	\$ 6,096	\$ 11,672
5,312	Los Angeles	Hall of Records	D3040-Distribution Systems	\$ 58,080	\$ 6,151	\$ 51,929
5,313	Los Angeles	Hall of Records	D3040-Distribution Systems	\$ 58,080	\$ 6,151	\$ 51,929
5,314	San Bernardino	Chino Courthouse	D3040-Distribution Systems	\$ 6,271	\$ 6,271	\$ -
5,315	Kings	Corcoran Court	D3040-Distribution Systems	\$ 6,450	\$ 6,450	\$ -

Line #	County	Facility Name	Project System Targeted for Renewal	Project Rough Order of Magnitude	Judicial Branch Share of Cost	County Share of Cost
5,316	Napa	Criminal Court Building	D3040-Distribution Systems	\$ 7,029	\$ 7,029	\$ -
5,317	Los Angeles	Van Nuys Courthouse West	D3040-Distribution Systems	\$ 8,923	\$ 7,181	\$ 1,742
5,318	Fresno	Fresno County Courthouse	D3040-Distribution Systems	\$ 7,232	\$ 7,232	\$ -
5,319	San Luis Obispo	Grover Beach Branch	D3040-Distribution Systems	\$ 7,440	\$ 7,440	\$ -
5,320	Imperial	Imperial County Courthouse	D3040-Distribution Systems	\$ 8,169	\$ 8,169	\$ -
5,321	Merced	Old Court	D3040-Distribution Systems	\$ 8,180	\$ 8,180	\$ -
5,322	Butte	Chico Courthouse	D3040-Distribution Systems	\$ 8,276	\$ 8,276	\$ -
5,323	Los Angeles	El Monte Courthouse	D3040-Distribution Systems	\$ 14,330	\$ 8,329	\$ 6,001
5,324	Humboldt	Humboldt County Courthouse (Eureka)	D3040-Distribution Systems	\$ 8,677	\$ 8,677	\$ -
5,325	Los Angeles	Eastlake Juvenile Court	D3040-Distribution Systems	\$ 15,961	\$ 8,743	\$ 7,218
5,326	Los Angeles	Monrovia Training Center	D3040-Distribution Systems	\$ 12,579	\$ 8,842	\$ 3,737
5,327	Orange	Betty Lou Lamoreaux Justice Center	D3040-Distribution Systems	\$ 11,263	\$ 9,005	\$ 2,258
5,328	Los Angeles	El Monte Courthouse	D3040-Distribution Systems	\$ 15,566	\$ 9,047	\$ 6,519
5,329	Santa Barbara	Santa Maria Courts, Bldg G	D3040-Distribution Systems	\$ 9,456	\$ 9,456	\$ -
5,330	Los Angeles	Sylmar Juvenile Court	D3040-Distribution Systems	\$ 27,736	\$ 9,516	\$ 18,220
5,331	El Dorado	Johnson Bldg.	D3040-Distribution Systems	\$ 9,900	\$ 9,900	\$ -
5,332	San Mateo	Northern Branch Courthouse	D3040-Distribution Systems	\$ 10,086	\$ 10,086	\$ -
5,333	Los Angeles	San Fernando Courthouse	D3040-Distribution Systems	\$ 10,188	\$ 10,188	\$ -
5,334	Orange	West Justice Center	D3040-Distribution Systems	\$ 11,263	\$ 10,213	\$ 1,050
5,335	Kings	Avenal Court	D3040-Distribution Systems	\$ 10,253	\$ 10,253	\$ -
5,336	Los Angeles	Pasadena Courthouse	D3040-Distribution Systems	\$ 15,014	\$ 10,412	\$ 4,602
5,337	Los Angeles	Santa Clarita Courthouse	D3040-Distribution Systems	\$ 11,910	\$ 10,527	\$ 1,383
5,338	Los Angeles	Edmund D. Edelman Children's Court	D3040-Distribution Systems	\$ 15,566	\$ 10,895	\$ 4,671
5,339	Los Angeles	Van Nuys Courthouse East	D3040-Distribution Systems	\$ 12,180	\$ 10,930	\$ 1,250
5,340	Orange	Civil Complex Center ("CXC")	D3040-Distribution Systems	\$ 11,263	\$ 11,263	\$ -
5,341	Del Norte	Del Norte County Superior Court	D3040-Distribution Systems	\$ 18,898	\$ 11,579	\$ 7,319
5,342	Alameda	Hayward Hall of Justice	D3040-Distribution Systems	\$ 13,721	\$ 12,116	\$ 1,605
5,343	Kings	Corcoran Court	D3040-Distribution Systems	\$ 13,089	\$ 13,089	\$ -
5,344	Los Angeles	Torrance Courthouse	D3040-Distribution Systems	\$ 15,566	\$ 13,253	\$ 2,313
5,345	Orange	Central Justice Center	D3040-Distribution Systems	\$ 13,738	\$ 13,738	\$ -
5,346	San Diego	North County Regional Center - Annex	D3040-Distribution Systems	\$ 13,854	\$ 13,854	\$ -
5,347	San Bernardino	Joshua Tree Courthouse	D3040-Distribution Systems	\$ 14,158	\$ 14,158	\$ -
5,348	Orange	Harbor Justice Center-Newport Beach Facility	D3040-Distribution Systems	\$ 16,895	\$ 14,246	\$ 2,649

Line #	County	Facility Name	Project System Targeted for Renewal	Project Rough Order of Magnitude	Judicial Branch Share of Cost	County Share of Cost
5,349	Contra Costa	Richard E. Arnason Justice Center	D3040-Distribution Systems	\$ 14,246	\$ 14,246	\$ -
5,350	Santa Barbara	Santa Barbara Court Trailer	D3040-Distribution Systems	\$ 28,813	\$ 14,407	\$ 14,407
5,351	Santa Barbara	Santa Maria Courts, Bldgs. A + B	D3040-Distribution Systems	\$ 63,322	\$ 14,583	\$ 48,739
5,352	Los Angeles	Van Nuys Courthouse West	D3040-Distribution Systems	\$ 18,391	\$ 14,801	\$ 3,590
5,353	Los Angeles	Santa Clarita Courthouse	D3040-Distribution Systems	\$ 16,808	\$ 14,857	\$ 1,951
5,354	San Mateo	Central Branch	D3040-Distribution Systems	\$ 15,055	\$ 15,055	\$ -
5,355	Riverside	Blythe Courthouse - Superior Court	D3040-Distribution Systems	\$ 15,560	\$ 15,560	\$ -
5,356	Los Angeles	Hall of Records	D3040-Distribution Systems	\$ 152,497	\$ 16,149	\$ 136,348
5,357	Los Angeles	Eastlake Juvenile Court	D3040-Distribution Systems	\$ 29,807	\$ 16,328	\$ 13,479
5,358	Los Angeles	Santa Clarita Courthouse	D3040-Distribution Systems	\$ 18,802	\$ 16,619	\$ 2,183
5,359	Orange	West Justice Center	D3040-Distribution Systems	\$ 18,490	\$ 16,767	\$ 1,723
5,360	Los Angeles	Compton Courthouse	D3040-Distribution Systems	\$ 25,398	\$ 16,796	\$ 8,602
5,361	Los Angeles	Compton Courthouse	D3040-Distribution Systems	\$ 25,398	\$ 16,796	\$ 8,602
5,362	Los Angeles	Compton Courthouse	D3040-Distribution Systems	\$ 25,398	\$ 16,796	\$ 8,602
5,363	Los Angeles	Chatsworth Courthouse	D3040-Distribution Systems	\$ 20,056	\$ 16,807	\$ 3,249
5,364	San Luis Obispo	1070 Palm St.	D3040-Distribution Systems	\$ 16,970	\$ 16,970	\$ -
5,365	Los Angeles	Chatsworth Courthouse	D3040-Distribution Systems	\$ 20,305	\$ 17,016	\$ 3,289
5,366	El Dorado	Johnson Bldg.	D3040-Distribution Systems	\$ 17,086	\$ 17,086	\$ -
5,367	Los Angeles	Hollywood Courthouse	D3040-Distribution Systems	\$ 18,802	\$ 17,127	\$ 1,675
5,368	Los Angeles	Alhambra Courthouse	D3040-Distribution Systems	\$ 20,089	\$ 17,277	\$ 2,812
5,369	Contra Costa	Walnut Creek Courthouse	D3040-Distribution Systems	\$ 17,961	\$ 17,961	\$ -
5,370	Los Angeles	Beverly Hills Courthouse	D3040-Distribution Systems	\$ 22,825	\$ 18,150	\$ 4,675
5,371	Los Angeles	Torrance Courthouse	D3040-Distribution Systems	\$ 21,414	\$ 18,232	\$ 3,182
5,372	Los Angeles	Van Nuys Courthouse East	D3040-Distribution Systems	\$ 20,350	\$ 18,262	\$ 2,088
5,373	Los Angeles	San Fernando Courthouse	D3040-Distribution Systems	\$ 18,826	\$ 18,826	\$ -
5,374	Los Angeles	Van Nuys Courthouse West	D3040-Distribution Systems	\$ 23,834	\$ 19,182	\$ 4,652
5,375	San Mateo	Northern Branch Courthouse	D3040-Distribution Systems	\$ 19,322	\$ 19,322	\$ -
5,376	Los Angeles	Chatsworth Courthouse	D3040-Distribution Systems	\$ 23,192	\$ 19,435	\$ 3,757
5,377	Los Angeles	Burbank Courthouse	D3040-Distribution Systems	\$ 22,563	\$ 20,478	\$ 2,085
5,378	Orange	Central Justice Center	D3040-Distribution Systems	\$ 22,526	\$ 20,537	\$ 1,989
5,379	Los Angeles	Edmund D. Edelman Children's Court	D3040-Distribution Systems	\$ 29,511	\$ 20,655	\$ 8,856
5,380	Los Angeles	Malibu Courthouse	D3040-Distribution Systems	\$ 56,033	\$ 21,281	\$ 34,752
5,381	Orange	Betty Lou Lamoreaux Justice Center	D3040-Distribution Systems	\$ 26,987	\$ 21,576	\$ 5,411
5,382	Los Angeles	Alfred J. McCourtney Juvenile Justice Center	D3040-Distribution Systems	\$ 32,557	\$ 22,481	\$ 10,076
5,383	El Dorado	Johnson Bldg.	D3040-Distribution Systems	\$ 22,558	\$ 22,558	\$ -

Line #	County	Facility Name	Project System Targeted for Renewal	Project Rough Order of Magnitude	Judicial Branch Share of Cost	County Share of Cost
5,384	Los Angeles	Glendale Courthouse	D3040-Distribution Systems	\$ 25,654	\$ 23,227	\$ 2,427
5,385	Santa Barbara	Santa Barbara Juvenile Court	D3040-Distribution Systems	\$ 23,332	\$ 23,332	\$ -
5,386	Los Angeles	Edmund D. Edelman Children's Court	D3040-Distribution Systems	\$ 33,566	\$ 23,493	\$ 10,073
5,387	Los Angeles	Santa Monica Courthouse	D3040-Distribution Systems	\$ 30,084	\$ 23,613	\$ 6,471
5,388	Santa Barbara	Santa Maria Courts, Bldg F	D3040-Distribution Systems	\$ 23,707	\$ 23,707	\$ -
5,389	Santa Barbara	Santa Barbara Jury Assembly Bldg.	D3040-Distribution Systems	\$ 24,882	\$ 24,882	\$ -
5,390	San Diego	Kearny Mesa Court	D3040-Distribution Systems	\$ 26,227	\$ 26,227	\$ -
5,391	Los Angeles	Torrance Courthouse	D3040-Distribution Systems	\$ 30,454	\$ 27,540	\$ 2,914
5,392	Los Angeles	Chatsworth Courthouse	D3040-Distribution Systems	\$ 33,219	\$ 27,838	\$ 5,381
5,393	Los Angeles	Chatsworth Courthouse	D3040-Distribution Systems	\$ 33,549	\$ 28,114	\$ 5,435
5,394	San Luis Obispo	Grover Beach Branch	D3040-Distribution Systems	\$ 28,788	\$ 28,788	\$ -
5,395	Los Angeles	Alhambra Courthouse	D3040-Distribution Systems	\$ 33,603	\$ 28,899	\$ 4,704
5,396	San Diego	East County Regional Center	D3040-Distribution Systems	\$ 30,447	\$ 30,447	\$ -
5,397	Los Angeles	Hall of Records	D3040-Distribution Systems	\$ 294,709	\$ 31,210	\$ 263,499
5,398	Los Angeles	El Monte Courthouse	D3040-Distribution Systems	\$ 54,310	\$ 31,565	\$ 22,745
5,399	Kern	Taft Courts Bldg.	D3040-Distribution Systems	\$ 33,424	\$ 33,424	\$ -
5,400	Los Angeles	Beverly Hills Courthouse	D3040-Distribution Systems	\$ 42,760	\$ 34,003	\$ 8,757
5,401	Los Angeles	Torrance Courthouse	D3040-Distribution Systems	\$ 40,319	\$ 34,328	\$ 5,991
5,402	Los Angeles	Glendale Courthouse	D3040-Distribution Systems	\$ 38,291	\$ 34,669	\$ 3,622
5,403	San Luis Obispo	Courthouse Annex	D3040-Distribution Systems	\$ 69,985	\$ 34,811	\$ 35,174
5,404	San Bernardino	Victorville Courthouse-Dept. N-1	D3040-Distribution Systems	\$ 34,944	\$ 34,944	\$ -
5,405	Napa	Criminal Court Building	D3040-Distribution Systems	\$ 37,095	\$ 37,095	\$ -
5,406	Los Angeles	Van Nuys Courthouse West	D3040-Distribution Systems	\$ 46,369	\$ 37,318	\$ 9,051
5,407	Santa Barbara	Santa Barbara County Courthouse	D3040-Distribution Systems	\$ 37,411	\$ 37,411	\$ -
5,408	Los Angeles	Edmund D. Edelman Children's Court	D3040-Distribution Systems	\$ 53,743	\$ 37,615	\$ 16,128
5,409	Los Angeles	Central Arraignment Courts	D3040-Distribution Systems	\$ 46,273	\$ 41,752	\$ 4,521
5,410	Alameda	Fremont Hall of Justice	D3040-Distribution Systems	\$ 43,253	\$ 43,253	\$ -
5,411	Los Angeles	Inglewood Juvenile Court	D3040-Distribution Systems	\$ 43,307	\$ 43,307	\$ -
5,412	Tulare	Visalia Superior Court	D3040-Distribution Systems	\$ 43,551	\$ 43,551	\$ -
5,413	Santa Barbara	Santa Barbara County Courthouse	D3040-Distribution Systems	\$ 44,388	\$ 44,388	\$ -
5,414	Los Angeles	Los Padrinos Juvenile Court	D3040-Distribution Systems	\$ 152,497	\$ 44,712	\$ 107,785
5,415	Nevada	Nevada City Courthouse	D3040-Distribution Systems	\$ 47,871	\$ 47,871	\$ -
5,416	Los Angeles	El Monte Courthouse	D3040-Distribution Systems	\$ 83,587	\$ 48,581	\$ 35,006
5,417	Kern	Shafter/Wasco Courts Bldg.	D3040-Distribution Systems	\$ 49,174	\$ 49,174	\$ -
5,418	Imperial	Imperial County Courthouse	D3040-Distribution Systems	\$ 49,198	\$ 49,198	\$ -
5,419	Los Angeles	Van Nuys Courthouse East	D3040-Distribution Systems	\$ 56,793	\$ 50,966	\$ 5,827

Line #	County	Facility Name	Project System Targeted for Renewal	Project Rough Order of Magnitude	Judicial Branch Share of Cost	County Share of Cost
5,420	Orange	Civil Complex Center ("CXC")	D3040-Distribution Systems	\$ 51,754	\$ 51,754	\$ -
5,421	Los Angeles	Beverly Hills Courthouse	D3040-Distribution Systems	\$ 65,608	\$ 52,171	\$ 13,437
5,422	Napa	Historic Courthouse	D3040-Distribution Systems	\$ 57,562	\$ 54,103	\$ 3,459
5,423	Santa Barbara	Figuroa Division	D3040-Distribution Systems	\$ 55,166	\$ 55,166	\$ -
5,424	Los Angeles	Santa Monica Courthouse	D3040-Distribution Systems	\$ 71,435	\$ 56,069	\$ 15,366
5,425	Contra Costa	George D. Carroll Courthouse	D3040-Distribution Systems	\$ 56,125	\$ 56,125	\$ -
5,426	Ventura	East County Courthouse	D3040-Distribution Systems	\$ 56,798	\$ 56,798	\$ -
5,427	Los Angeles	Beverly Hills Courthouse	D3040-Distribution Systems	\$ 72,562	\$ 57,701	\$ 14,861
5,428	Alameda	George E. McDonald Hall of Justice	D3040-Distribution Systems	\$ 58,849	\$ 58,849	\$ -
5,429	Ventura	East County Courthouse	D3040-Distribution Systems	\$ 59,045	\$ 59,045	\$ -
5,430	Orange	West Justice Center	D3040-Distribution Systems	\$ 59,570	\$ 59,570	\$ -
5,431	Los Angeles	Van Nuys Courthouse West	D3040-Distribution Systems	\$ 76,939	\$ 61,921	\$ 15,018
5,432	San Bernardino	Fontana Courthouse	D3040-Distribution Systems	\$ 62,378	\$ 62,378	\$ -
5,433	Napa	Historic Courthouse	D3040-Distribution Systems	\$ 66,714	\$ 62,704	\$ 4,010
5,434	Los Angeles	Van Nuys Courthouse West	D3040-Distribution Systems	\$ 78,533	\$ 63,203	\$ 15,330
5,435	Santa Barbara	Santa Maria Courts, Bldgs. A + B	D3040-Distribution Systems	\$ 63,322	\$ 63,322	\$ -
5,436	Sacramento	Credit Union Bldg.	D3040-Distribution Systems	\$ 64,458	\$ 64,458	\$ -
5,437	Santa Clara	Historic Courthouse	D3040-Distribution Systems	\$ 65,113	\$ 65,113	\$ -
5,438	Alameda	Hayward Hall of Justice	D3040-Distribution Systems	\$ 65,298	\$ 65,298	\$ -
5,439	Los Angeles	Burbank Courthouse	D3040-Distribution Systems	\$ 72,562	\$ 65,857	\$ 6,705
5,440	Santa Barbara	Santa Barbara County Courthouse	D3040-Distribution Systems	\$ 66,446	\$ 66,446	\$ -
5,441	Los Angeles	Alfred J. McCourtney Juvenile Justice Center	D3040-Distribution Systems	\$ 97,672	\$ 67,443	\$ 30,229
5,442	Los Angeles	Pomona Courthouse South	D3040-Distribution Systems	\$ 67,928	\$ 67,928	\$ -
5,443	Santa Barbara	Santa Barbara Jury Assembly Bldg.	D3040-Distribution Systems	\$ 68,201	\$ 68,201	\$ -
5,444	Santa Barbara	Santa Barbara Jury Assembly Bldg.	D3040-Distribution Systems	\$ 68,781	\$ 68,781	\$ -
5,445	Los Angeles	Van Nuys Courthouse East	D3040-Distribution Systems	\$ 79,901	\$ 71,703	\$ 8,198
5,446	Los Angeles	Van Nuys Courthouse East	D3040-Distribution Systems	\$ 79,901	\$ 71,703	\$ 8,198
5,447	San Diego	North County Regional Center - South	D3040-Distribution Systems	\$ 72,643	\$ 72,643	\$ -
5,448	Riverside	Riverside Juvenile Court	D3040-Distribution Systems	\$ 73,090	\$ 73,090	\$ -
5,449	Los Angeles	Eastlake Juvenile Court	D3040-Distribution Systems	\$ 133,769	\$ 73,279	\$ 60,490
5,450	San Bernardino	Barstow Courthouse	D3040-Distribution Systems	\$ 73,670	\$ 73,670	\$ -
5,451	Los Angeles	Alhambra Courthouse	D3040-Distribution Systems	\$ 85,914	\$ 73,886	\$ 12,028
5,452	Contra Costa	Family Law Center	D3040-Distribution Systems	\$ 74,053	\$ 74,053	\$ -
5,453	Nevada	Nevada City Courthouse Annex	D3040-Distribution Systems	\$ 77,133	\$ 77,133	\$ -



Line #	County	Facility Name	Project System Targeted for Renewal	Project Rough Order of Magnitude	Judicial Branch Share of Cost	County Share of Cost
5,454	Los Angeles	Clara Shortridge Foltz Criminal Justice Center	D3040-Distribution Systems	\$ 112,548	\$ 77,422	\$ 35,126
5,455	Orange	North Justice Center	D3040-Distribution Systems	\$ 85,976	\$ 77,645	\$ 8,331
5,456	Santa Clara	Santa Clara Courthouse	D3040-Distribution Systems	\$ 77,960	\$ 77,960	\$ -
5,457	Los Angeles	Alhambra Courthouse	D3040-Distribution Systems	\$ 93,328	\$ 80,262	\$ 13,066
5,458	Los Angeles	Torrance Courthouse	D3040-Distribution Systems	\$ 94,933	\$ 80,826	\$ 14,107
5,459	San Francisco	Polk St. Annex	D3040-Distribution Systems	\$ 81,593	\$ 81,593	\$ -
5,460	Tulare	Visalia Superior Court	D3040-Distribution Systems	\$ 81,741	\$ 81,741	\$ -
5,461	Orange	Betty Lou Lamoreaux Justice Center	D3040-Distribution Systems	\$ 102,350	\$ 81,829	\$ 20,521
5,462	Los Angeles	Pasadena Courthouse	D3040-Distribution Systems	\$ 118,660	\$ 82,291	\$ 36,369
5,463	Los Angeles	Van Nuys Courthouse West	D3040-Distribution Systems	\$ 106,214	\$ 85,481	\$ 20,733
5,464	Los Angeles	Bellflower Courthouse	D3040-Distribution Systems	\$ 85,997	\$ 85,997	\$ -
5,465	Los Angeles	Glendale Courthouse	D3040-Distribution Systems	\$ 95,908	\$ 86,835	\$ 9,073
5,466	Los Angeles	Van Nuys Courthouse East	D3040-Distribution Systems	\$ 96,842	\$ 86,906	\$ 9,936
5,467	Riverside	Blythe Courthouse - Superior Court	D3040-Distribution Systems	\$ 87,587	\$ 87,587	\$ -
5,468	San Luis Obispo	Courthouse Annex	D3040-Distribution Systems	\$ 89,305	\$ 89,305	\$ -
5,469	Solano	Solano Justice Building	D3040-Distribution Systems	\$ 90,009	\$ 90,009	\$ -
5,470	Los Angeles	Torrance Courthouse	D3040-Distribution Systems	\$ 108,829	\$ 92,657	\$ 16,172
5,471	Los Angeles	Sylmar Juvenile Court	D3040-Distribution Systems	\$ 274,152	\$ 94,062	\$ 180,090
5,472	Los Angeles	Van Nuys Courthouse West	D3040-Distribution Systems	\$ 117,260	\$ 94,371	\$ 22,889
5,473	Riverside	Corona	D3040-Distribution Systems	\$ 94,830	\$ 94,830	\$ -
5,474	Los Angeles	Van Nuys Courthouse East	D3040-Distribution Systems	\$ 111,121	\$ 99,720	\$ 11,401
5,475	Los Angeles	Monrovia Training Center	D3040-Distribution Systems	\$ 142,119	\$ 99,895	\$ 42,224
5,476	Los Angeles	Los Padrinos Juvenile Court	D3040-Distribution Systems	\$ 343,710	\$ 100,776	\$ 242,934
5,477	El Dorado	Johnson Bldg.	D3040-Distribution Systems	\$ 101,416	\$ 101,416	\$ -
5,478	Los Angeles	Van Nuys Courthouse West	D3040-Distribution Systems	\$ 127,493	\$ 102,606	\$ 24,887
5,479	Santa Clara	Hall of Justice (East)	D3040-Distribution Systems	\$ 103,076	\$ 103,076	\$ -
5,480	Alameda	Fremont Hall of Justice	D3040-Distribution Systems	\$ 104,198	\$ 104,198	\$ -
5,481	Los Angeles	Central Arraignment Courts	D3040-Distribution Systems	\$ 117,742	\$ 106,239	\$ 11,503
5,482	Riverside	Riverside Juvenile Court	D3040-Distribution Systems	\$ 226,728	\$ 111,868	\$ 114,860
5,483	Los Angeles	Edmund D. Edelman Children's Court	D3040-Distribution Systems	\$ 159,986	\$ 111,974	\$ 48,012
5,484	Los Angeles	East Los Angeles Courthouse	D3040-Distribution Systems	\$ 144,352	\$ 112,190	\$ 32,162
5,485	Alameda	Hayward Hall of Justice	D3040-Distribution Systems	\$ 113,382	\$ 113,382	\$ -
5,486	Los Angeles	Santa Monica Courthouse	D3040-Distribution Systems	\$ 145,123	\$ 113,907	\$ 31,216
5,487	Kern	Bakersfield Justice Bldg.	D3040-Distribution Systems	\$ 142,697	\$ 115,071	\$ 27,626
5,488	Los Angeles	Inglewood Juvenile Court	D3040-Distribution Systems	\$ 116,855	\$ 116,855	\$ -

Line #	County	Facility Name	Project System Targeted for Renewal	Project Rough Order of Magnitude	Judicial Branch Share of Cost	County Share of Cost
5,489	Los Angeles	Norwalk Courthouse	D3040-Distribution Systems	\$ 138,029	\$ 117,366	\$ 20,663
5,490	Orange	West Justice Center	D3040-Distribution Systems	\$ 117,408	\$ 117,408	\$ -
5,491	Los Angeles	Michael D. Antonovich Antelope Valley Courthouse	D3040-Distribution Systems	\$ 161,096	\$ 118,422	\$ 42,674
5,492	Los Angeles	Edmund D. Edelman Children's Court	D3040-Distribution Systems	\$ 170,584	\$ 119,392	\$ 51,192
5,493	San Luis Obispo	Courthouse Annex	D3040-Distribution Systems	\$ 119,539	\$ 119,539	\$ -
5,494	Alameda	Hayward Hall of Justice	D3040-Distribution Systems	\$ 135,571	\$ 119,709	\$ 15,862
5,495	Los Angeles	Norwalk Courthouse	D3040-Distribution Systems	\$ 142,262	\$ 120,965	\$ 21,297
5,496	Los Angeles	Malibu Courthouse	D3040-Distribution Systems	\$ 318,791	\$ 121,077	\$ 197,714
5,497	Los Angeles	Edmund D. Edelman Children's Court	D3040-Distribution Systems	\$ 173,245	\$ 121,254	\$ 51,991
5,498	Ventura	Hall of Justice	D3040-Distribution Systems	\$ 122,465	\$ 122,465	\$ -
5,499	San Bernardino	Chino Courthouse	D3040-Distribution Systems	\$ 122,807	\$ 122,807	\$ -
5,500	Solano	Solano Justice Building	D3040-Distribution Systems	\$ 161,878	\$ 123,189	\$ 38,689
5,501	Orange	North Justice Center	D3040-Distribution Systems	\$ 136,950	\$ 123,680	\$ 13,270
5,502	Los Angeles	Metropolitan Courthouse	D3040-Distribution Systems	\$ 134,045	\$ 126,726	\$ 7,319
5,503	Los Angeles	Torrance Courthouse	D3040-Distribution Systems	\$ 150,035	\$ 127,740	\$ 22,295
5,504	Alameda	Fremont Hall of Justice	D3040-Distribution Systems	\$ 128,423	\$ 128,423	\$ -
5,505	Alameda	Fremont Hall of Justice	D3040-Distribution Systems	\$ 129,220	\$ 129,220	\$ -
5,506	Alameda	Hayward Hall of Justice	D3040-Distribution Systems	\$ 129,424	\$ 129,424	\$ -
5,507	Kern	Bakersfield Juvenile Center	D3040-Distribution Systems	\$ 196,856	\$ 131,421	\$ 65,435
5,508	Los Angeles	Hollywood Courthouse	D3040-Distribution Systems	\$ 145,123	\$ 132,193	\$ 12,930
5,509	Los Angeles	Sylmar Juvenile Court	D3040-Distribution Systems	\$ 391,342	\$ 134,269	\$ 257,073
5,510	San Diego	North County Regional Center - North	D3040-Distribution Systems	\$ 136,451	\$ 136,451	\$ -
5,511	Los Angeles	Downey Courthouse	D3040-Distribution Systems	\$ 137,565	\$ 137,565	\$ -
5,512	Los Angeles	El Monte Courthouse	D3040-Distribution Systems	\$ 242,727	\$ 141,073	\$ 101,654
5,513	Los Angeles	Clara Shortridge Foltz Criminal Justice Center	D3040-Distribution Systems	\$ 207,043	\$ 142,425	\$ 64,618
5,514	Los Angeles	Parking Structure Lot 59- Whittier Admin CTR	D3040-Distribution Systems	\$ 143,508	\$ 143,508	\$ -
5,515	Alameda	Wiley W. Manuel Courthouse	D3040-Distribution Systems	\$ 147,507	\$ 147,507	\$ -
5,516	Los Angeles	Metropolitan Courthouse	D3040-Distribution Systems	\$ 161,769	\$ 152,936	\$ 8,833
5,517	Santa Barbara	Santa Barbara County Courthouse	D3040-Distribution Systems	\$ 154,299	\$ 154,299	\$ -
5,518	Alameda	Fremont Hall of Justice	D3040-Distribution Systems	\$ 154,407	\$ 154,407	\$ -
5,519	Los Angeles	Van Nuys Courthouse East	D3040-Distribution Systems	\$ 172,992	\$ 155,243	\$ 17,749
5,520	Los Angeles	Metropolitan Courthouse	D3040-Distribution Systems	\$ 170,137	\$ 160,848	\$ 9,289



Line #	County	Facility Name	Project System Targeted for Renewal	Project Rough Order of Magnitude	Judicial Branch Share of Cost	County Share of Cost
5,521	Santa Clara	Hall of Justice (West)	D3040-Distribution Systems	\$ 162,848	\$ 162,848	\$ -
5,522	Placer	Historic Courthouse	D3040-Distribution Systems	\$ 169,283	\$ 169,283	\$ -
5,523	Alameda	Wiley W. Manuel Courthouse	D3040-Distribution Systems	\$ 173,105	\$ 173,105	\$ -
5,524	El Dorado	Johnson Bldg.	D3040-Distribution Systems	\$ 173,697	\$ 173,697	\$ -
5,525	Fresno	Fresno County Courthouse	D3040-Distribution Systems	\$ 182,532	\$ 175,066	\$ 7,466
5,526	Santa Cruz	Main Courthouse	D3040-Distribution Systems	\$ 177,116	\$ 175,540	\$ 1,576
5,527	Kern	Bakersfield Juvenile Center	D3040-Distribution Systems	\$ 182,911	\$ 182,911	\$ -
5,528	Los Angeles	Van Nuys Courthouse West	D3040-Distribution Systems	\$ 231,352	\$ 186,192	\$ 45,160
5,529	Humboldt	Humboldt County Courthouse (Eureka)	D3040-Distribution Systems	\$ 187,418	\$ 187,418	\$ -
5,530	San Diego	East County Regional Center	D3040-Distribution Systems	\$ 187,746	\$ 187,746	\$ -
5,531	Los Angeles	Inglewood Courthouse	D3040-Distribution Systems	\$ 189,244	\$ 189,244	\$ -
5,532	Riverside	Riverside Juvenile Court	D3040-Distribution Systems	\$ 190,456	\$ 190,456	\$ -
5,533	Orange	Harbor Justice Center-Newport Beach Facility	D3040-Distribution Systems	\$ 191,772	\$ 191,772	\$ -
5,534	Los Angeles	Airport Courthouse	D3040-Distribution Systems	\$ 252,454	\$ 194,819	\$ 57,635
5,535	Sacramento	Gordon Schaber Sacramento Superior Court	D3040-Distribution Systems	\$ 195,898	\$ 195,898	\$ -
5,536	Los Angeles	Clara Shortridge Foltz Criminal Justice Center	D3040-Distribution Systems	\$ 289,782	\$ 199,341	\$ 90,441
5,537	Contra Costa	George D. Carroll Courthouse	D3040-Distribution Systems	\$ 262,073	\$ 202,320	\$ 59,753
5,538	Siskiyou	Siskiyou County Courthouse	D3040-Distribution Systems	\$ 611,079	\$ 205,506	\$ 405,573
5,539	San Diego	East County Regional Center	D3040-Distribution Systems	\$ 306,038	\$ 207,218	\$ 98,820
5,540	Los Angeles	Van Nuys Courthouse East	D3040-Distribution Systems	\$ 232,613	\$ 208,747	\$ 23,866
5,541	Contra Costa	Wakefield Taylor Courthouse	D3040-Distribution Systems	\$ 209,251	\$ 209,251	\$ -
5,542	San Diego	Juvenile Court	D3040-Distribution Systems	\$ 212,297	\$ 212,297	\$ -
5,543	Santa Barbara	Santa Maria Courts Bldgs C + D	D3040-Distribution Systems	\$ 215,822	\$ 215,822	\$ -
5,544	Santa Barbara	Santa Maria Courts Bldgs C + D	D3040-Distribution Systems	\$ 215,822	\$ 215,822	\$ -
5,545	Santa Barbara	Santa Maria Courts Bldgs C + D	D3040-Distribution Systems	\$ 215,822	\$ 215,822	\$ -
5,546	Orange	Betty Lou Lamoreaux Justice Center	D3040-Distribution Systems	\$ 270,711	\$ 216,433	\$ 54,278
5,547	Kern	Bakersfield Justice Bldg.	D3040-Distribution Systems	\$ 223,834	\$ 223,834	\$ -
5,548	Riverside	Riverside Juvenile Court	D3040-Distribution Systems	\$ 224,138	\$ 224,138	\$ -
5,549	Fresno	Fresno County Courthouse	D3040-Distribution Systems	\$ 225,132	\$ 225,132	\$ -
5,550	Orange	North Justice Center	D3040-Distribution Systems	\$ 251,543	\$ 227,168	\$ 24,375
5,551	Santa Barbara	Santa Maria Courts, Bldg G	D3040-Distribution Systems	\$ 229,930	\$ 229,930	\$ -
5,552	San Bernardino	Joshua Tree Courthouse	D3040-Distribution Systems	\$ 232,808	\$ 232,808	\$ -





Line #	County	Facility Name	Project System Targeted for Renewal	Project Rough Order of Magnitude	Judicial Branch Share of Cost	County Share of Cost
5,553	El Dorado	Bldg. C	D3040-Distribution Systems	\$ 233,476	\$ 233,476	\$ -
5,554	Sacramento	Carol Miller Justice Center Court Facility	D3040-Distribution Systems	\$ 238,893	\$ 233,518	\$ 5,375
5,555	Los Angeles	Pasadena Courthouse	D3040-Distribution Systems	\$ 338,037	\$ 234,429	\$ 103,608
5,556	Los Angeles	Torrance Courthouse	D3040-Distribution Systems	\$ 275,676	\$ 234,711	\$ 40,965
5,557	Sacramento	Gordon Schaber Sacramento Superior Court	D3040-Distribution Systems	\$ 235,186	\$ 235,186	\$ -
5,558	Kern	Bakersfield Juvenile Center	D3040-Distribution Systems	\$ 235,493	\$ 235,493	\$ -
5,559	Ventura	Hall of Justice	D3040-Distribution Systems	\$ 240,173	\$ 240,173	\$ -
5,560	Alameda	Wiley W. Manuel Courthouse	D3040-Distribution Systems	\$ 240,302	\$ 240,302	\$ -
5,561	San Diego	North County Regional Center - North	D3040-Distribution Systems	\$ 240,875	\$ 240,875	\$ -
5,562	Solano	Law And Justice Center	D3040-Distribution Systems	\$ 1,910,366	\$ 242,043	\$ 1,668,323
5,563	Los Angeles	East Los Angeles Courthouse	D3040-Distribution Systems	\$ 325,209	\$ 252,752	\$ 72,457
5,564	Fresno	Fresno County Courthouse	D3040-Distribution Systems	\$ 254,029	\$ 254,029	\$ -
5,565	Nevada	Nevada City Courthouse Annex	D3040-Distribution Systems	\$ 598,141	\$ 255,466	\$ 342,675
5,566	Alameda	Hayward Hall of Justice	D3040-Distribution Systems	\$ 292,893	\$ 258,625	\$ 34,268
5,567	Orange	Central Justice Center	D3040-Distribution Systems	\$ 288,701	\$ 263,209	\$ 25,492
5,568	Orange	Central Justice Center	D3040-Distribution Systems	\$ 288,701	\$ 263,209	\$ 25,492
5,569	Orange	Central Justice Center	D3040-Distribution Systems	\$ 288,701	\$ 263,209	\$ 25,492
5,570	Solano	Hall of Justice	D3040-Distribution Systems	\$ 363,179	\$ 264,467	\$ 98,712
5,571	San Mateo	Central Branch	D3040-Distribution Systems	\$ 271,443	\$ 271,443	\$ -
5,572	Sacramento	Gordon Schaber Sacramento Superior Court	D3040-Distribution Systems	\$ 273,125	\$ 273,125	\$ -
5,573	San Mateo	Traffic/ Small Claims Annex	D3040-Distribution Systems	\$ 275,556	\$ 275,556	\$ -
5,574	Kern	Bakersfield Justice Bldg.	D3040-Distribution Systems	\$ 278,267	\$ 278,267	\$ -
5,575	Los Angeles	Eastlake Juvenile Court	D3040-Distribution Systems	\$ 511,891	\$ 280,414	\$ 231,477
5,576	Los Angeles	Stanley Mosk Courthouse	D3040-Distribution Systems	\$ 292,794	\$ 284,771	\$ 8,023
5,577	Los Angeles	Compton Courthouse	D3040-Distribution Systems	\$ 285,049	\$ 285,049	\$ -
5,578	Contra Costa	Wakefield Taylor Courthouse	D3040-Distribution Systems	\$ 286,564	\$ 286,564	\$ -
5,579	San Luis Obispo	Courthouse Annex	D3040-Distribution Systems	\$ 287,064	\$ 287,064	\$ -
5,580	Orange	West Justice Center	D3040-Distribution Systems	\$ 319,647	\$ 289,856	\$ 29,791
5,581	Santa Clara	Downtown Superior Court	D3040-Distribution Systems	\$ 292,720	\$ 292,720	\$ -
5,582	Kern	Bakersfield Juvenile Center	D3040-Distribution Systems	\$ 438,953	\$ 293,045	\$ 145,908
5,583	Los Angeles	Clara Shortridge Foltz Criminal Justice Center	D3040-Distribution Systems	\$ 433,512	\$ 298,213	\$ 135,299



Line #	County	Facility Name	Project System Targeted for Renewal	Project Rough Order of Magnitude	Judicial Branch Share of Cost	County Share of Cost
5,584	Tulare	Tulare Division	D3040-Distribution Systems	\$ 433,211	\$ 303,248	\$ 129,963
5,585	Kern	Bakersfield Superior Court	D3040-Distribution Systems	\$ 306,761	\$ 306,761	\$ -
5,586	Sacramento	Credit Union Bldg.	D3040-Distribution Systems	\$ 307,903	\$ 307,903	\$ -
5,587	Los Angeles	Pomona Courthouse North	D3040-Distribution Systems	\$ 308,089	\$ 308,089	\$ -
5,588	Los Angeles	Glendale Courthouse	D3040-Distribution Systems	\$ 346,796	\$ 313,989	\$ 32,807
5,589	Contra Costa	Family Law Center	D3040-Distribution Systems	\$ 317,968	\$ 317,968	\$ -
5,590	Los Angeles	Norwalk Courthouse	D3040-Distribution Systems	\$ 375,456	\$ 319,250	\$ 56,206
5,591	Orange	West Justice Center	D3040-Distribution Systems	\$ 319,647	\$ 319,647	\$ -
5,592	Stanislaus	Modesto Main Courthouse	D3040-Distribution Systems	\$ 321,003	\$ 320,329	\$ 674
5,593	San Diego	North County Regional Center - North	D3040-Distribution Systems	\$ 323,058	\$ 323,058	\$ -
5,594	Santa Barbara	Santa Barbara County Courthouse	D3040-Distribution Systems	\$ 329,010	\$ 329,010	\$ -
5,595	San Bernardino	Chino Courthouse	D3040-Distribution Systems	\$ 343,305	\$ 343,305	\$ -
5,596	Los Angeles	Edmund D. Edelman Children's Court	D3040-Distribution Systems	\$ 495,359	\$ 346,702	\$ 148,657
5,597	Nevada	Nevada City Courthouse	D3040-Distribution Systems	\$ 529,812	\$ 347,027	\$ 182,785
5,598	Los Angeles	Norwalk Courthouse	D3040-Distribution Systems	\$ 413,115	\$ 351,272	\$ 61,843
5,599	Riverside	Palm Springs Courts	D3040-Distribution Systems	\$ 865,269	\$ 351,386	\$ 513,883
5,600	Los Angeles	Alhambra Courthouse	D3040-Distribution Systems	\$ 414,942	\$ 356,850	\$ 58,092
5,601	Ventura	East County Courthouse	D3040-Distribution Systems	\$ 580,113	\$ 358,220	\$ 221,893
5,602	Sacramento	Gordon Schaber Sacramento Superior Court	D3040-Distribution Systems	\$ 362,140	\$ 362,140	\$ -
5,603	Santa Clara	Historic Courthouse	D3040-Distribution Systems	\$ 363,334	\$ 363,334	\$ -
5,604	Alameda	Wiley W. Manuel Courthouse	D3040-Distribution Systems	\$ 446,897	\$ 374,500	\$ 72,397
5,605	Los Angeles	Pomona Courthouse South	D3040-Distribution Systems	\$ 375,608	\$ 375,608	\$ -
5,606	Riverside	Corona	D3040-Distribution Systems	\$ 385,642	\$ 385,642	\$ -
5,607	Placer	Historic Courthouse	D3040-Distribution Systems	\$ 506,643	\$ 390,115	\$ 116,528
5,608	Orange	Central Justice Center	D3040-Distribution Systems	\$ 391,962	\$ 391,962	\$ -
5,609	Los Angeles	Glendale Courthouse	D3040-Distribution Systems	\$ 434,948	\$ 393,802	\$ 41,146
5,610	Los Angeles	Compton Courthouse	D3040-Distribution Systems	\$ 414,085	\$ 414,085	\$ -
5,611	El Dorado	Bldg. C	D3040-Distribution Systems	\$ 2,005,691	\$ 415,178	\$ 1,590,513
5,612	Riverside	Hall of Justice	D3040-Distribution Systems	\$ 423,900	\$ 423,900	\$ -
5,613	Riverside	Hall of Justice	D3040-Distribution Systems	\$ 423,900	\$ 423,900	\$ -
5,614	Solano	Law And Justice Center	D3040-Distribution Systems	\$ 3,372,974	\$ 427,356	\$ 2,945,618
5,615	Orange	Central Justice Center	D3040-Distribution Systems	\$ 435,078	\$ 435,078	\$ -
5,616	Imperial	Imperial County Courthouse	D3040-Distribution Systems	\$ 435,400	\$ 435,400	\$ -
5,617	Los Angeles	Metropolitan Courthouse	D3040-Distribution Systems	\$ 469,760	\$ 444,111	\$ 25,649

Line #	County	Facility Name	Project System Targeted for Renewal	Project Rough Order of Magnitude	Judicial Branch Share of Cost	County Share of Cost
5,618	Alameda	Hayward Hall of Justice	D3040-Distribution Systems	\$ 454,566	\$ 454,566	\$ -
5,619	Alameda	Wiley W. Manuel Courthouse	D3040-Distribution Systems	\$ 456,280	\$ 456,280	\$ -
5,620	Solano	Solano Justice Building	D3040-Distribution Systems	\$ 456,392	\$ 456,392	\$ -
5,621	Los Angeles	Inglewood Juvenile Court	D3040-Distribution Systems	\$ 460,875	\$ 460,875	\$ -
5,622	Los Angeles	Clara Shortridge Foltz Criminal Justice Center	D3040-Distribution Systems	\$ 697,159	\$ 479,576	\$ 217,583
5,623	Los Angeles	Santa Monica Courthouse	D3040-Distribution Systems	\$ 624,648	\$ 490,286	\$ 134,362
5,624	Los Angeles	Bellflower Courthouse	D3040-Distribution Systems	\$ 633,600	\$ 493,828	\$ 139,772
5,625	Humboldt	Humboldt County Courthouse (Eureka)	D3040-Distribution Systems	\$ 510,437	\$ 510,437	\$ -
5,626	Los Angeles	Glendale Courthouse	D3040-Distribution Systems	\$ 565,023	\$ 511,572	\$ 53,451
5,627	San Diego	Hall of Justice	D3040-Distribution Systems	\$ 517,621	\$ 517,621	\$ -
5,628	San Bernardino	Barstow Courthouse	D3040-Distribution Systems	\$ 533,323	\$ 533,323	\$ -
5,629	Riverside	Family Law Court	D3040-Distribution Systems	\$ 536,240	\$ 536,240	\$ -
5,630	Contra Costa	Family Law Center	D3040-Distribution Systems	\$ 558,050	\$ 558,050	\$ -
5,631	San Luis Obispo	Courthouse Annex	D3040-Distribution Systems	\$ 1,123,439	\$ 558,799	\$ 564,640
5,632	San Luis Obispo	Courthouse Annex	D3040-Distribution Systems	\$ 1,123,439	\$ 558,799	\$ 564,640
5,633	San Francisco	Civic Center Courthouse	D3040-Distribution Systems	\$ 560,640	\$ 560,640	\$ -
5,634	Sacramento	Gordon Schaber Sacramento Superior Court	D3040-Distribution Systems	\$ 560,968	\$ 560,968	\$ -
5,635	Santa Barbara	Figueroa Division	D3040-Distribution Systems	\$ 562,092	\$ 562,092	\$ -
5,636	Los Angeles	Whittier Courthouse	D3040-Distribution Systems	\$ 572,904	\$ 572,904	\$ -
5,637	Orange	West Justice Center	D3040-Distribution Systems	\$ 639,293	\$ 579,711	\$ 59,582
5,638	Los Angeles	Downey Courthouse	D3040-Distribution Systems	\$ 724,957	\$ 606,789	\$ 118,168
5,639	San Francisco	Civic Center Courthouse	D3040-Distribution Systems	\$ 611,423	\$ 611,423	\$ -
5,640	Santa Clara	Downtown Superior Court	D3040-Distribution Systems	\$ 617,804	\$ 617,804	\$ -
5,641	San Bernardino	Rancho Cucamonga Courthouse	D3040-Distribution Systems	\$ 650,436	\$ 650,436	\$ -
5,642	Humboldt	Humboldt County Courthouse (Eureka)	D3040-Distribution Systems	\$ 1,980,511	\$ 660,698	\$ 1,319,813
5,643	San Luis Obispo	Courthouse Annex	D3040-Distribution Systems	\$ 1,335,052	\$ 664,055	\$ 670,997
5,644	Sacramento	Carol Miller Justice Center Court Facility	D3040-Distribution Systems	\$ 670,040	\$ 670,040	\$ -
5,645	El Dorado	Bldg. C	D3040-Distribution Systems	\$ 3,349,752	\$ 693,399	\$ 2,656,353
5,646	Los Angeles	West Covina Courthouse	D3040-Distribution Systems	\$ 703,936	\$ 703,936	\$ -
5,647	San Diego	South County Regional Center	D3040-Distribution Systems	\$ 707,406	\$ 707,406	\$ -
5,648	Santa Barbara	Santa Barbara County Courthouse	D3040-Distribution Systems	\$ 712,406	\$ 712,406	\$ -



Line #	County	Facility Name	Project System Targeted for Renewal	Project Rough Order of Magnitude	Judicial Branch Share of Cost	County Share of Cost
5,649	Los Angeles	Van Nuys Courthouse East	D3040-Distribution Systems	\$ 797,462	\$ 715,642	\$ 81,820
5,650	Alameda	George E. McDonald Hall of Justice	D3040-Distribution Systems	\$ 724,754	\$ 724,754	\$ -
5,651	Los Angeles	Whittier Courthouse	D3040-Distribution Systems	\$ 743,542	\$ 743,542	\$ -
5,652	Los Angeles	Pomona Courthouse North	D3040-Distribution Systems	\$ 768,844	\$ 768,844	\$ -
5,653	Los Angeles	Santa Clarita Courthouse	D3040-Distribution Systems	\$ 919,838	\$ 813,045	\$ 106,793
5,654	Los Angeles	Compton Courthouse	D3040-Distribution Systems	\$ 827,755	\$ 827,755	\$ -
5,655	Santa Clara	Santa Clara Courthouse	D3040-Distribution Systems	\$ 861,781	\$ 861,781	\$ -
5,656	Los Angeles	West Covina Courthouse	D3040-Distribution Systems	\$ 941,066	\$ 941,066	\$ -
5,657	Los Angeles	Central Arraignment Courts	D3040-Distribution Systems	\$ 1,088,900	\$ 982,514	\$ 106,386
5,658	San Mateo	Northern Branch Courthouse	D3040-Distribution Systems	\$ 985,572	\$ 985,572	\$ -
5,659	Solano	Law And Justice Center	D3040-Distribution Systems	\$ 7,999,133	\$ 1,013,490	\$ 6,985,643
5,660	Solano	Hall of Justice	D3040-Distribution Systems	\$ 1,023,930	\$ 1,023,930	\$ -
5,661	Santa Clara	Santa Clara Courthouse	D3040-Distribution Systems	\$ 1,027,739	\$ 1,027,739	\$ -
5,662	Riverside	Larson Justice Center	D3040-Distribution Systems	\$ 1,084,604	\$ 1,056,296	\$ 28,308
5,663	Los Angeles	El Monte Courthouse	D3040-Distribution Systems	\$ 1,853,369	\$ 1,077,178	\$ 776,191
5,664	Los Angeles	Inglewood Courthouse	D3040-Distribution Systems	\$ 1,082,307	\$ 1,082,307	\$ -
5,665	Los Angeles	San Fernando Courthouse	D3040-Distribution Systems	\$ 1,309,944	\$ 1,092,624	\$ 217,320
5,666	Santa Barbara	Santa Barbara County Courthouse	D3040-Distribution Systems	\$ 1,101,339	\$ 1,101,339	\$ -
5,667	Solano	Law And Justice Center	D3040-Distribution Systems	\$ 8,954,406	\$ 1,134,523	\$ 7,819,883
5,668	Imperial	Imperial County Courthouse	D3040-Distribution Systems	\$ 1,172,411	\$ 1,172,411	\$ -
5,669	Los Angeles	Pomona Courthouse North	D3040-Distribution Systems	\$ 1,199,559	\$ 1,199,559	\$ -
5,670	Santa Clara	Hall of Justice (West)	D3040-Distribution Systems	\$ 1,200,555	\$ 1,200,555	\$ -
5,671	Orange	Harbor Justice Center-Newport Beach Facility	D3040-Distribution Systems	\$ 1,210,856	\$ 1,210,856	\$ -
5,672	Santa Clara	Historic Courthouse	D3040-Distribution Systems	\$ 1,213,418	\$ 1,213,418	\$ -
5,673	Los Angeles	Pomona Courthouse South	D3040-Distribution Systems	\$ 1,264,501	\$ 1,264,501	\$ -
5,674	Santa Barbara	Figueroa Division	D3040-Distribution Systems	\$ 1,293,236	\$ 1,293,236	\$ -
5,675	Tulare	Visalia Superior Court	D3040-Distribution Systems	\$ 1,306,873	\$ 1,306,873	\$ -
5,676	Los Angeles	Stanley Mosk Courthouse	D3040-Distribution Systems	\$ 1,383,350	\$ 1,345,446	\$ 37,904
5,677	Sacramento	Gordon Schaber Sacramento Superior Court	D3040-Distribution Systems	\$ 1,352,940	\$ 1,352,940	\$ -
5,678	Los Angeles	Eastlake Juvenile Court	D3040-Distribution Systems	\$ 2,476,775	\$ 1,356,777	\$ 1,119,998
5,679	Los Angeles	Van Nuys Courthouse West	D3040-Distribution Systems	\$ 1,709,291	\$ 1,375,637	\$ 333,654
5,680	Los Angeles	Clara Shortridge Foltz Criminal Justice Center	D3040-Distribution Systems	\$ 2,024,481	\$ 1,392,640	\$ 631,841
5,681	Kern	Bakersfield Superior Court	D3040-Distribution Systems	\$ 1,415,336	\$ 1,415,336	\$ -



Line #	County	Facility Name	Project System Targeted for Renewal	Project Rough Order of Magnitude	Judicial Branch Share of Cost	County Share of Cost
5,682	Riverside	Corona	D3040-Distribution Systems	\$ 1,426,906	\$ 1,426,906	\$ -
5,683	Alameda	Fremont Hall of Justice	D3040-Distribution Systems	\$ 1,430,557	\$ 1,430,557	\$ -
5,684	Los Angeles	Alhambra Courthouse	D3040-Distribution Systems	\$ 1,676,783	\$ 1,442,033	\$ 234,750
5,685	Alameda	Hayward Hall of Justice	D3040-Distribution Systems	\$ 1,682,738	\$ 1,485,858	\$ 196,880
5,686	Alameda	Wiley W. Manuel Courthouse	D3040-Distribution Systems	\$ 1,787,549	\$ 1,497,966	\$ 289,583
5,687	San Mateo	Northern Branch Courthouse	D3040-Distribution Systems	\$ 1,840,863	\$ 1,531,782	\$ 309,081
5,688	Fresno	Fresno County Courthouse	D3040-Distribution Systems	\$ 1,534,344	\$ 1,534,344	\$ -
5,689	Los Angeles	Van Nuys Courthouse East	D3040-Distribution Systems	\$ 1,738,035	\$ 1,559,713	\$ 178,322
5,690	Santa Barbara	Santa Barbara County Courthouse	D3040-Distribution Systems	\$ 1,648,637	\$ 1,648,637	\$ -
5,691	Los Angeles	Clara Shortridge Foltz Criminal Justice Center	D3040-Distribution Systems	\$ 2,407,407	\$ 1,656,055	\$ 751,352
5,692	Los Angeles	El Monte Courthouse	D3040-Distribution Systems	\$ 2,870,963	\$ 1,668,604	\$ 1,202,359
5,693	Imperial	Imperial County Courthouse	D3040-Distribution Systems	\$ 1,696,455	\$ 1,696,455	\$ -
5,694	Alameda	Fremont Hall of Justice	D3040-Distribution Systems	\$ 2,151,437	\$ 1,708,241	\$ 443,196
5,695	Solano	Hall of Justice	D3040-Distribution Systems	\$ 2,387,212	\$ 1,738,368	\$ 648,844
5,696	San Francisco	Civic Center Courthouse	D3040-Distribution Systems	\$ 1,743,851	\$ 1,743,851	\$ -
5,697	Los Angeles	Pasadena Courthouse	D3040-Distribution Systems	\$ 2,582,969	\$ 1,791,289	\$ 791,680
5,698	San Bernardino	Rancho Cucamonga Courthouse	D3040-Distribution Systems	\$ 1,818,281	\$ 1,818,281	\$ -
5,699	Contra Costa	George D. Carroll Courthouse	D3040-Distribution Systems	\$ 1,832,060	\$ 1,832,060	\$ -
5,700	Solano	Solano Justice Building	D3040-Distribution Systems	\$ 1,873,559	\$ 1,873,559	\$ -
5,701	Riverside	Larson Justice Center	D3040-Distribution Systems	\$ 1,930,620	\$ 1,880,231	\$ 50,389
5,702	Los Angeles	Burbank Courthouse	D3040-Distribution Systems	\$ 2,074,167	\$ 1,882,514	\$ 191,653
5,703	Los Angeles	East Los Angeles Courthouse	D3040-Distribution Systems	\$ 2,479,046	\$ 1,926,715	\$ 552,331
5,704	Los Angeles	Central Arraignment Courts	D3040-Distribution Systems	\$ 2,190,244	\$ 1,976,257	\$ 213,987
5,705	Los Angeles	Stanley Mosk Courthouse	D3040-Distribution Systems	\$ 2,137,905	\$ 2,079,326	\$ 58,579
5,706	Santa Clara	Downtown Superior Court	D3040-Distribution Systems	\$ 2,158,001	\$ 2,158,001	\$ -
5,707	Tulare	Visalia Superior Court	D3040-Distribution Systems	\$ 2,215,164	\$ 2,215,164	\$ -
5,708	Los Angeles	Whittier Courthouse	D3040-Distribution Systems	\$ 2,230,631	\$ 2,230,631	\$ -
5,709	Los Angeles	Van Nuys Courthouse West	D3040-Distribution Systems	\$ 2,773,293	\$ 2,231,946	\$ 541,347
5,710	Ventura	Hall of Justice	D3040-Distribution Systems	\$ 2,366,896	\$ 2,366,896	\$ -
5,711	San Diego	Juvenile Court	D3040-Distribution Systems	\$ 3,222,156	\$ 2,404,373	\$ 817,783
5,712	Alameda	Fremont Hall of Justice	D3040-Distribution Systems	\$ 3,088,272	\$ 2,452,088	\$ 636,184
5,713	Santa Clara	Hall of Justice (West)	D3040-Distribution Systems	\$ 2,458,962	\$ 2,458,962	\$ -
5,714	Los Angeles	Alhambra Courthouse	D3040-Distribution Systems	\$ 3,001,707	\$ 2,581,468	\$ 420,239
5,715	Orange	North Justice Center	D3040-Distribution Systems	\$ 2,955,101	\$ 2,668,752	\$ 286,349

Line #	County	Facility Name	Project System Targeted for Renewal	Project Rough Order of Magnitude	Judicial Branch Share of Cost	County Share of Cost
5,716	Los Angeles	Clara Shortridge Foltz Criminal Justice Center	D3040-Distribution Systems	\$ 3,910,928	\$ 2,690,327	\$ 1,220,601
5,717	Los Angeles	West Covina Courthouse	D3040-Distribution Systems	\$ 2,740,813	\$ 2,740,813	\$ -
5,718	Los Angeles	Pasadena Courthouse	D3040-Distribution Systems	\$ 3,986,912	\$ 2,764,923	\$ 1,221,989
5,719	Los Angeles	Torrance Courthouse	D3040-Distribution Systems	\$ 3,260,682	\$ 2,776,145	\$ 484,537
5,720	Sacramento	Carol Miller Justice Center Court Facility	D3040-Distribution Systems	\$ 2,925,130	\$ 2,859,315	\$ 65,815
5,721	Sacramento	Carol Miller Justice Center Court Facility	D3040-Distribution Systems	\$ 3,200,659	\$ 3,128,644	\$ 72,015
5,722	Tulare	Visalia Superior Court	D3040-Distribution Systems	\$ 3,205,381	\$ 3,205,381	\$ -
5,723	Los Angeles	Bellflower Courthouse	D3040-Distribution Systems	\$ 3,224,659	\$ 3,224,659	\$ -
5,724	San Bernardino	Rancho Cucamonga Courthouse	D3040-Distribution Systems	\$ 3,242,222	\$ 3,242,222	\$ -
5,725	Solano	Hall of Justice	D3040-Distribution Systems	\$ 3,408,797	\$ 3,408,797	\$ -
5,726	San Diego	East County Regional Center	D3040-Distribution Systems	\$ 5,095,621	\$ 3,450,245	\$ 1,645,376
5,727	Los Angeles	Clara Shortridge Foltz Criminal Justice Center	D3040-Distribution Systems	\$ 5,163,360	\$ 3,551,875	\$ 1,611,485
5,728	Los Angeles	East Los Angeles Courthouse	D3040-Distribution Systems	\$ 4,989,448	\$ 3,877,799	\$ 1,111,649
5,729	Los Angeles	Downey Courthouse	D3040-Distribution Systems	\$ 3,898,605	\$ 3,898,605	\$ -
5,730	Los Angeles	Stanley Mosk Courthouse	D3040-Distribution Systems	\$ 4,014,830	\$ 3,904,824	\$ 110,006
5,731	Los Angeles	El Monte Courthouse	D3040-Distribution Systems	\$ 6,945,552	\$ 4,036,755	\$ 2,908,797
5,732	Contra Costa	Wakefield Taylor Courthouse	D3040-Distribution Systems	\$ 4,038,297	\$ 4,038,297	\$ -
5,733	Kern	Bakersfield Justice Bldg.	D3040-Distribution Systems	\$ 4,041,455	\$ 4,041,455	\$ -
5,734	Alameda	Hayward Hall of Justice	D3040-Distribution Systems	\$ 4,598,439	\$ 4,060,422	\$ 538,017
5,735	Los Angeles	Edmund D. Edelman Children's Court	D3040-Distribution Systems	\$ 5,859,076	\$ 4,100,767	\$ 1,758,309
5,736	Los Angeles	Norwalk Courthouse	D3040-Distribution Systems	\$ 4,886,299	\$ 4,154,820	\$ 731,479
5,737	Alameda	Wiley W. Manuel Courthouse	D3040-Distribution Systems	\$ 4,984,434	\$ 4,176,956	\$ 807,478
5,738	Orange	Betty Lou Lamoreaux Justice Center	D3040-Distribution Systems	\$ 5,285,876	\$ 4,226,058	\$ 1,059,818
5,739	Los Angeles	Beverly Hills Courthouse	D3040-Distribution Systems	\$ 5,449,916	\$ 4,333,773	\$ 1,116,143
5,740	San Diego	South County Regional Center	D3040-Distribution Systems	\$ 4,555,356	\$ 4,555,356	\$ -
5,741	San Diego	Hall of Justice	D3040-Distribution Systems	\$ 12,138,413	\$ 4,884,497	\$ 7,253,916
5,742	Alameda	Fremont Hall of Justice	D3040-Distribution Systems	\$ 6,251,375	\$ 4,963,592	\$ 1,287,783
5,743	Los Angeles	Metropolitan Courthouse	D3040-Distribution Systems	\$ 5,556,302	\$ 5,252,928	\$ 303,374
5,744	Los Angeles	Pasadena Courthouse	D3040-Distribution Systems	\$ 7,706,118	\$ 5,344,193	\$ 2,361,925
5,745	Orange	Central Justice Center	D3040-Distribution Systems	\$ 5,361,597	\$ 5,361,597	\$ -
5,746	Riverside	Hall of Justice	D3040-Distribution Systems	\$ 5,627,387	\$ 5,627,387	\$ -
5,747	Fresno	Fresno County Courthouse	D3040-Distribution Systems	\$ 5,655,260	\$ 5,655,260	\$ -

Line #	County	Facility Name	Project System Targeted for Renewal	Project Rough Order of Magnitude	Judicial Branch Share of Cost	County Share of Cost
5,748	Los Angeles	Compton Courthouse	D3040-Distribution Systems	\$ 5,750,105	\$ 5,750,105	\$ -
5,749	Los Angeles	Inglewood Courthouse	D3040-Distribution Systems	\$ 5,915,757	\$ 5,915,757	\$ -
5,750	Santa Clara	Hall of Justice (East)	D3040-Distribution Systems	\$ 6,033,931	\$ 6,033,931	\$ -
5,751	San Diego	North County Regional Center - North	D3040-Distribution Systems	\$ 6,042,874	\$ 6,042,874	\$ -
5,752	San Diego	East County Regional Center	D3040-Distribution Systems	\$ 6,293,470	\$ 6,293,470	\$ -
5,753	Sacramento	Gordon Schaber Sacramento Superior Court	D3040-Distribution Systems	\$ 6,660,577	\$ 6,660,577	\$ -
5,754	Los Angeles	Torrance Courthouse	D3040-Distribution Systems	\$ 7,888,376	\$ 6,716,163	\$ 1,172,213
5,755	Los Angeles	Pomona Courthouse South	D3040-Distribution Systems	\$ 6,800,116	\$ 6,800,116	\$ -
5,756	Kern	Bakersfield Superior Court	D3040-Distribution Systems	\$ 7,185,958	\$ 7,185,958	\$ -
5,757	Los Angeles	Norwalk Courthouse	D3040-Distribution Systems	\$ 8,801,332	\$ 7,483,773	\$ 1,317,559
5,758	San Bernardino	Rancho Cucamonga Courthouse	D3040-Distribution Systems	\$ 7,641,764	\$ 7,641,764	\$ -
5,759	Los Angeles	Edmund D. Edelman Children's Court	D3040-Distribution Systems	\$ 11,261,249	\$ 7,881,748	\$ 3,379,501
5,760	Alameda	Hayward Hall of Justice	D3040-Distribution Systems	\$ 9,308,302	\$ 8,219,231	\$ 1,089,071
5,761	Orange	Central Justice Center	D3040-Distribution Systems	\$ 8,289,870	\$ 8,289,870	\$ -
5,762	Los Angeles	Stanley Mosk Courthouse	D3040-Distribution Systems	\$ 8,523,473	\$ 8,289,930	\$ 233,543
5,763	Alameda	Wiley W. Manuel Courthouse	D3040-Distribution Systems	\$ 9,896,903	\$ 8,293,605	\$ 1,603,298
5,764	San Bernardino	Rancho Cucamonga Courthouse	D3040-Distribution Systems	\$ 8,655,985	\$ 8,655,985	\$ -
5,765	Los Angeles	Metropolitan Courthouse	D3040-Distribution Systems	\$ 10,679,312	\$ 10,096,222	\$ 583,090
5,766	Los Angeles	Stanley Mosk Courthouse	D3040-Distribution Systems	\$ 16,362,197	\$ 15,913,873	\$ 448,324
5,767	Ventura	Hall of Justice	D3040-Distribution Systems	\$ 15,918,454	\$ 15,918,454	\$ -
5,768	Sacramento	Gordon Schaber Sacramento Superior Court	D3040-Distribution Systems	\$ 16,266,480	\$ 16,266,480	\$ -
5,769	Los Angeles	Compton Courthouse	D3040-Distribution Systems	\$ 18,817,798	\$ 18,817,798	\$ -
5,770	Orange	Central Justice Center	D3040-Distribution Systems	\$ 20,171,923	\$ 20,171,923	\$ -
5,771	San Diego	East County Regional Center	D3040-Distribution Systems	\$ 25,350,763	\$ 25,350,763	\$ -
5,772	Los Angeles	Clara Shortridge Foltz Criminal Justice Center	D3040-Distribution Systems	\$ 46,527,173	\$ 32,006,042	\$ 14,521,131
5,773	Los Angeles	David M. Kenyon Juvenile Justice Center	D3050-Terminal and Package Units	\$ 2,064	\$ 839	\$ 1,225
5,774	Los Angeles	Santa Monica Courthouse	D3050-Terminal and Package Units	\$ 1,342	\$ 1,053	\$ 289
5,775	Napa	Criminal Court Building	D3050-Terminal and Package Units	\$ 1,613	\$ 1,613	\$ -
5,776	Los Angeles	Sylmar Juvenile Court	D3050-Terminal and Package Units	\$ 4,865	\$ 1,669	\$ 3,196
5,777	Los Angeles	Sylmar Juvenile Court	D3050-Terminal and Package Units	\$ 5,424	\$ 1,861	\$ 3,563
5,778	San Bernardino	Joshua Tree Courthouse	D3050-Terminal and Package Units	\$ 2,434	\$ 2,434	\$ -



Line #	County	Facility Name	Project System Targeted for Renewal	Project Rough Order of Magnitude	Judicial Branch Share of Cost	County Share of Cost
5,779	San Bernardino	Joshua Tree Courthouse	D3050-Terminal and Package Units	\$ 2,434	\$ 2,434	\$ -
5,780	Sutter	Courthouse West	D3050-Terminal and Package Units	\$ 2,559	\$ 2,559	\$ -
5,781	Alameda	Hayward Hall of Justice	D3050-Terminal and Package Units	\$ 2,599	\$ 2,599	\$ -
5,782	Los Angeles	Monrovia Training Center	D3050-Terminal and Package Units	\$ 4,355	\$ 3,061	\$ 1,294
5,783	Los Angeles	Eastlake Juvenile Court	D3050-Terminal and Package Units	\$ 5,888	\$ 3,225	\$ 2,663
5,784	Los Angeles	Monrovia Training Center	D3050-Terminal and Package Units	\$ 4,696	\$ 3,301	\$ 1,395
5,785	Los Angeles	Santa Monica Courthouse	D3050-Terminal and Package Units	\$ 4,489	\$ 3,523	\$ 966
5,786	Los Angeles	El Monte Courthouse	D3050-Terminal and Package Units	\$ 6,099	\$ 3,545	\$ 2,554
5,787	Los Angeles	Santa Monica Courthouse	D3050-Terminal and Package Units	\$ 4,738	\$ 3,719	\$ 1,019
5,788	Los Angeles	Burbank Courthouse	D3050-Terminal and Package Units	\$ 4,489	\$ 4,074	\$ 415
5,789	Los Angeles	Hall of Records	D3050-Terminal and Package Units	\$ 39,273	\$ 4,159	\$ 35,114
5,790	Los Angeles	Monrovia Training Center	D3050-Terminal and Package Units	\$ 6,188	\$ 4,350	\$ 1,838
5,791	Los Angeles	Beverly Hills Courthouse	D3050-Terminal and Package Units	\$ 5,512	\$ 4,383	\$ 1,129
5,792	Los Angeles	Chatsworth Courthouse	D3050-Terminal and Package Units	\$ 5,405	\$ 4,529	\$ 876
5,793	Los Angeles	Santa Monica Courthouse	D3050-Terminal and Package Units	\$ 5,781	\$ 4,538	\$ 1,243
5,794	Los Angeles	Chatsworth Courthouse	D3050-Terminal and Package Units	\$ 5,879	\$ 4,927	\$ 952
5,795	Napa	Criminal Court Building	D3050-Terminal and Package Units	\$ 4,978	\$ 4,978	\$ -
5,796	Los Angeles	Torrance Courthouse	D3050-Terminal and Package Units	\$ 5,888	\$ 5,013	\$ 875
5,797	San Diego	South County Regional Center	D3050-Terminal and Package Units	\$ 14,038	\$ 5,031	\$ 9,007
5,798	Placer	Juvenile Hall	D3050-Terminal and Package Units	\$ 34,123	\$ 5,238	\$ 28,885
5,799	Los Angeles	Chatsworth Courthouse	D3050-Terminal and Package Units	\$ 7,068	\$ 5,923	\$ 1,145
5,800	Los Angeles	Pomona Courthouse South	D3050-Terminal and Package Units	\$ 6,258	\$ 6,258	\$ -
5,801	San Mateo	Central Branch	D3050-Terminal and Package Units	\$ 6,292	\$ 6,292	\$ -
5,802	San Mateo	Northern Branch Courthouse	D3050-Terminal and Package Units	\$ 6,567	\$ 6,567	\$ -
5,803	Kern	Bakersfield Superior Court	D3050-Terminal and Package Units	\$ 11,315	\$ 7,072	\$ 4,243
5,804	Alameda	Fremont Hall of Justice	D3050-Terminal and Package Units	\$ 7,126	\$ 7,126	\$ -
5,805	Kern	Bakersfield Justice Bldg.	D3050-Terminal and Package Units	\$ 7,258	\$ 7,258	\$ -
5,806	Kern	Bakersfield Superior Court	D3050-Terminal and Package Units	\$ 7,258	\$ 7,258	\$ -
5,807	Orange	Betty Lou Lamoreaux Justice Center	D3050-Terminal and Package Units	\$ 9,245	\$ 7,391	\$ 1,854
5,808	Los Angeles	Chatsworth Courthouse	D3050-Terminal and Package Units	\$ 8,914	\$ 7,470	\$ 1,444
5,809	Los Angeles	Chatsworth Courthouse	D3050-Terminal and Package Units	\$ 8,914	\$ 7,470	\$ 1,444
5,810	Orange	Harbor Justice Center-Newport Beach Facility	D3050-Terminal and Package Units	\$ 9,039	\$ 7,622	\$ 1,417
5,811	Orange	Harbor Justice Center-Newport Beach Facility	D3050-Terminal and Package Units	\$ 9,039	\$ 7,622	\$ 1,417
5,812	Los Angeles	Burbank Courthouse	D3050-Terminal and Package Units	\$ 8,657	\$ 7,857	\$ 800



Line #	County	Facility Name	Project System Targeted for Renewal	Project Rough Order of Magnitude	Judicial Branch Share of Cost	County Share of Cost
5,813	Orange	North Justice Center	D3050-Terminal and Package Units	\$ 8,764	\$ 7,915	\$ 849
5,814	Riverside	Palm Springs Courts	D3050-Terminal and Package Units	\$ 19,577	\$ 7,950	\$ 11,627
5,815	Los Angeles	Burbank Courthouse	D3050-Terminal and Package Units	\$ 8,762	\$ 7,952	\$ 810
5,816	San Bernardino	Fontana Courthouse	D3050-Terminal and Package Units	\$ 8,078	\$ 8,078	\$ -
5,817	Los Angeles	Edmund D. Edelman Children's Court	D3050-Terminal and Package Units	\$ 11,830	\$ 8,280	\$ 3,550
5,818	Los Angeles	David M. Kenyon Juvenile Justice Center	D3050-Terminal and Package Units	\$ 21,518	\$ 8,749	\$ 12,769
5,819	Santa Barbara	Santa Barbara Court Trailer	D3050-Terminal and Package Units	\$ 9,054	\$ 9,054	\$ -
5,820	Kern	Bakersfield Justice Bldg.	D3050-Terminal and Package Units	\$ 9,268	\$ 9,268	\$ -
5,821	Alameda	Hayward Hall of Justice	D3050-Terminal and Package Units	\$ 11,457	\$ 10,117	\$ 1,340
5,822	Kern	Delano/North Kern Court	D3050-Terminal and Package Units	\$ 15,171	\$ 12,234	\$ 2,937
5,823	Orange	West Justice Center	D3050-Terminal and Package Units	\$ 13,559	\$ 12,295	\$ 1,264
5,824	Orange	North Justice Center	D3050-Terminal and Package Units	\$ 13,794	\$ 12,457	\$ 1,337
5,825	Los Angeles	Hollywood Courthouse	D3050-Terminal and Package Units	\$ 14,520	\$ 13,226	\$ 1,294
5,826	Ventura	Hall of Justice	D3050-Terminal and Package Units	\$ 19,288	\$ 13,475	\$ 5,813
5,827	Los Angeles	West Covina Courthouse	D3050-Terminal and Package Units	\$ 13,695	\$ 13,695	\$ -
5,828	San Bernardino	Barstow Courthouse	D3050-Terminal and Package Units	\$ 13,803	\$ 13,803	\$ -
5,829	San Joaquin	Manteca Branch Court	D3050-Terminal and Package Units	\$ 14,701	\$ 14,701	\$ -
5,830	Los Angeles	Pomona Courthouse North	D3050-Terminal and Package Units	\$ 15,905	\$ 15,905	\$ -
5,831	Alameda	Wiley W. Manuel Courthouse	D3050-Terminal and Package Units	\$ 19,028	\$ 15,945	\$ 3,083
5,832	Orange	West Justice Center	D3050-Terminal and Package Units	\$ 18,078	\$ 16,393	\$ 1,685
5,833	Los Angeles	Monrovia Training Center	D3050-Terminal and Package Units	\$ 23,347	\$ 16,411	\$ 6,936
5,834	Kern	Shafter/Wasco Courts Bldg.	D3050-Terminal and Package Units	\$ 19,344	\$ 17,400	\$ 1,944
5,835	Sacramento	Carol Miller Justice Center Court Facility	D3050-Terminal and Package Units	\$ 17,479	\$ 17,479	\$ -
5,836	Orange	West Justice Center	D3050-Terminal and Package Units	\$ 18,078	\$ 18,078	\$ -
5,837	Los Angeles	East Los Angeles Courthouse	D3050-Terminal and Package Units	\$ 23,275	\$ 18,089	\$ 5,186
5,838	San Diego	South County Regional Center	D3050-Terminal and Package Units	\$ 52,362	\$ 18,767	\$ 33,595
5,839	Santa Barbara	Santa Maria Courts, Bldgs. A + B	D3050-Terminal and Package Units	\$ 82,070	\$ 18,901	\$ 63,169
5,840	Kern	Bakersfield Juvenile Center	D3050-Terminal and Package Units	\$ 19,353	\$ 19,353	\$ -
5,841	Los Angeles	Monrovia Training Center	D3050-Terminal and Package Units	\$ 28,753	\$ 20,210	\$ 8,543
5,842	Orange	Central Justice Center	D3050-Terminal and Package Units	\$ 22,188	\$ 20,229	\$ 1,959
5,843	Los Angeles	Edmund D. Edelman Children's Court	D3050-Terminal and Package Units	\$ 29,438	\$ 20,604	\$ 8,834
5,844	Los Angeles	Monrovia Training Center	D3050-Terminal and Package Units	\$ 30,363	\$ 21,342	\$ 9,021
5,845	Butte	Chico Courthouse	D3050-Terminal and Package Units	\$ 22,249	\$ 22,249	\$ -



Line #	County	Facility Name	Project System Targeted for Renewal	Project Rough Order of Magnitude	Judicial Branch Share of Cost	County Share of Cost
5,846	Orange	Harbor Justice Center-Newport Beach Facility	D3050-Terminal and Package Units	\$ 27,117	\$ 22,865	\$ 4,252
5,847	Alameda	Hayward Hall of Justice	D3050-Terminal and Package Units	\$ 23,733	\$ 23,733	\$ -
5,848	San Mateo	Central Branch	D3050-Terminal and Package Units	\$ 24,391	\$ 24,391	\$ -
5,849	Los Angeles	Glendale Courthouse	D3050-Terminal and Package Units	\$ 27,311	\$ 24,727	\$ 2,584
5,850	Orange	Central Justice Center	D3050-Terminal and Package Units	\$ 25,104	\$ 25,104	\$ -
5,851	Santa Barbara	Santa Barbara Juvenile Court	D3050-Terminal and Package Units	\$ 25,479	\$ 25,479	\$ -
5,852	San Mateo	Central Branch	D3050-Terminal and Package Units	\$ 25,683	\$ 25,683	\$ -
5,853	Los Angeles	Chatsworth Courthouse	D3050-Terminal and Package Units	\$ 31,022	\$ 25,996	\$ 5,026
5,854	Riverside	Riverside Juvenile Justice Trailers	D3050-Terminal and Package Units	\$ 26,427	\$ 26,427	\$ -
5,855	Humboldt	Humboldt County Courthouse (Eureka)	D3050-Terminal and Package Units	\$ 80,692	\$ 26,919	\$ 53,773
5,856	Orange	Betty Lou Lamoreaux Justice Center	D3050-Terminal and Package Units	\$ 27,117	\$ 27,117	\$ -
5,857	Orange	Civil Complex Center ("CXC")	D3050-Terminal and Package Units	\$ 27,117	\$ 27,117	\$ -
5,858	Orange	Harbor Justice Center-Newport Beach Facility	D3050-Terminal and Package Units	\$ 27,117	\$ 27,117	\$ -
5,859	San Diego	County Courthouse	D3050-Terminal and Package Units	\$ 27,523	\$ 27,523	\$ -
5,860	Orange	North Justice Center	D3050-Terminal and Package Units	\$ 30,495	\$ 27,540	\$ 2,955
5,861	San Diego	Hall of Justice	D3050-Terminal and Package Units	\$ 70,858	\$ 28,513	\$ 42,345
5,862	San Diego	East County Regional Center	D3050-Terminal and Package Units	\$ 44,076	\$ 29,844	\$ 14,232
5,863	Los Angeles	Alfred J. McCourtney Juvenile Justice Center	D3050-Terminal and Package Units	\$ 43,424	\$ 29,984	\$ 13,440
5,864	Santa Barbara	Santa Maria Courts, Bldg F	D3050-Terminal and Package Units	\$ 30,726	\$ 30,726	\$ -
5,865	Humboldt	Humboldt County Courthouse (Eureka)	D3050-Terminal and Package Units	\$ 92,321	\$ 30,798	\$ 61,523
5,866	Los Angeles	Pomona Courthouse North	D3050-Terminal and Package Units	\$ 31,955	\$ 31,955	\$ -
5,867	Merced	Old Court	D3050-Terminal and Package Units	\$ 32,972	\$ 32,972	\$ -
5,868	Los Angeles	Pomona Courthouse South	D3050-Terminal and Package Units	\$ 36,358	\$ 33,137	\$ 3,221
5,869	Alameda	Berkeley Courthouse	D3050-Terminal and Package Units	\$ 34,746	\$ 34,746	\$ -
5,870	Orange	Betty Lou Lamoreaux Justice Center	D3050-Terminal and Package Units	\$ 45,196	\$ 36,134	\$ 9,062
5,871	San Mateo	Northern Branch Courthouse	D3050-Terminal and Package Units	\$ 39,403	\$ 39,403	\$ -
5,872	San Diego	North County Regional Center - North	D3050-Terminal and Package Units	\$ 41,496	\$ 41,496	\$ -
5,873	San Francisco	Polk St. Annex	D3050-Terminal and Package Units	\$ 42,173	\$ 42,173	\$ -
5,874	Los Angeles	Eastlake Juvenile Court	D3050-Terminal and Package Units	\$ 78,502	\$ 43,003	\$ 35,499
5,875	Los Angeles	Central Arraignment Courts	D3050-Terminal and Package Units	\$ 47,865	\$ 43,189	\$ 4,676

Line #	County	Facility Name	Project System Targeted for Renewal	Project Rough Order of Magnitude	Judicial Branch Share of Cost	County Share of Cost
5,876	Orange	Betty Lou Lamoreaux Justice Center	D3050-Terminal and Package Units	\$ 54,235	\$ 43,361	\$ 10,874
5,877	Riverside	Hemet	D3050-Terminal and Package Units	\$ 43,505	\$ 43,505	\$ -
5,878	Humboldt	Humboldt County Courthouse (Eureka)	D3050-Terminal and Package Units	\$ 43,750	\$ 43,750	\$ -
5,879	Riverside	Corona	D3050-Terminal and Package Units	\$ 81,278	\$ 43,915	\$ 37,363
5,880	Sacramento	Gordon Schaber Sacramento Superior Court	D3050-Terminal and Package Units	\$ 44,167	\$ 44,167	\$ -
5,881	Ventura	East County Courthouse	D3050-Terminal and Package Units	\$ 44,463	\$ 44,463	\$ -
5,882	San Francisco	Civic Center Courthouse	D3050-Terminal and Package Units	\$ 44,704	\$ 44,704	\$ -
5,883	Los Angeles	Edmund D. Edelman Children's Court	D3050-Terminal and Package Units	\$ 64,167	\$ 44,910	\$ 19,257
5,884	Orange	West Justice Center	D3050-Terminal and Package Units	\$ 45,575	\$ 45,575	\$ -
5,885	Orange	West Justice Center	D3050-Terminal and Package Units	\$ 45,575	\$ 45,575	\$ -
5,886	Kings	Avenal Court	D3050-Terminal and Package Units	\$ 46,121	\$ 46,121	\$ -
5,887	Orange	Civil Complex Center ("CXC")	D3050-Terminal and Package Units	\$ 46,225	\$ 46,225	\$ -
5,888	Los Angeles	Monrovia Training Center	D3050-Terminal and Package Units	\$ 66,707	\$ 46,888	\$ 19,819
5,889	Kings	Avenal Court	D3050-Terminal and Package Units	\$ 47,343	\$ 47,343	\$ -
5,890	Tulare	Visalia Superior Court	D3050-Terminal and Package Units	\$ 47,395	\$ 47,395	\$ -
5,891	Orange	West Justice Center	D3050-Terminal and Package Units	\$ 54,235	\$ 49,180	\$ 5,055
5,892	San Diego	North County Regional Center - South	D3050-Terminal and Package Units	\$ 75,520	\$ 50,780	\$ 24,740
5,893	San Diego	East County Regional Center	D3050-Terminal and Package Units	\$ 75,632	\$ 51,210	\$ 24,422
5,894	El Dorado	Cameron Park	D3050-Terminal and Package Units	\$ 51,365	\$ 51,365	\$ -
5,895	San Diego	Department 10 Trailer	D3050-Terminal and Package Units	\$ 52,362	\$ 52,362	\$ -
5,896	San Diego	Department 9 Trailer	D3050-Terminal and Package Units	\$ 52,362	\$ 52,362	\$ -
5,897	San Diego	Kearny Mesa Traffic Court KM3 Trailer	D3050-Terminal and Package Units	\$ 52,362	\$ 52,362	\$ -
5,898	San Diego	Trailer - Dept 35	D3050-Terminal and Package Units	\$ 52,362	\$ 52,362	\$ -
5,899	San Diego	Trailer - Family Support	D3050-Terminal and Package Units	\$ 52,362	\$ 52,362	\$ -
5,900	San Diego	Trailer - Storage A	D3050-Terminal and Package Units	\$ 52,362	\$ 52,362	\$ -
5,901	Santa Clara	Hall of Justice (East)	D3050-Terminal and Package Units	\$ 53,663	\$ 53,663	\$ -
5,902	San Diego	Kearny Mesa Traffic Court KM4 Trailer	D3050-Terminal and Package Units	\$ 55,294	\$ 55,294	\$ -
5,903	San Diego	Kearny Mesa Traffic Court KM5 & KM6 Trailer	D3050-Terminal and Package Units	\$ 55,294	\$ 55,294	\$ -
5,904	San Diego	Trailer - Dept 34	D3050-Terminal and Package Units	\$ 55,294	\$ 55,294	\$ -
5,905	Los Angeles	Whittier Courthouse	D3050-Terminal and Package Units	\$ 65,153	\$ 56,312	\$ 8,841



Line #	County	Facility Name	Project System Targeted for Renewal	Project Rough Order of Magnitude	Judicial Branch Share of Cost	County Share of Cost
5,906	Los Angeles	Monrovia Training Center	D3050-Terminal and Package Units	\$ 80,481	\$ 56,570	\$ 23,911
5,907	Los Angeles	Airport Courthouse	D3050-Terminal and Package Units	\$ 74,230	\$ 57,283	\$ 16,947
5,908	Kern	Delano/North Kern Court	D3050-Terminal and Package Units	\$ 75,395	\$ 60,799	\$ 14,596
5,909	San Diego	North County Regional Center - South	D3050-Terminal and Package Units	\$ 93,085	\$ 62,590	\$ 30,495
5,910	Los Angeles	Michael D. Antonovich Antelope Valley Courthouse	D3050-Terminal and Package Units	\$ 85,470	\$ 62,829	\$ 22,641
5,911	San Bernardino	Rancho Cucamonga Courthouse	D3050-Terminal and Package Units	\$ 67,807	\$ 67,807	\$ -
5,912	Kern	Bakersfield Justice Bldg.	D3050-Terminal and Package Units	\$ 133,944	\$ 68,419	\$ 65,525
5,913	Kern	Taft Courts Bldg.	D3050-Terminal and Package Units	\$ 68,980	\$ 68,980	\$ -
5,914	Los Angeles	Monrovia Training Center	D3050-Terminal and Package Units	\$ 101,555	\$ 71,383	\$ 30,172
5,915	Los Angeles	Alhambra Courthouse	D3050-Terminal and Package Units	\$ 86,042	\$ 73,996	\$ 12,046
5,916	Los Angeles	Michael D. Antonovich Antelope Valley Courthouse	D3050-Terminal and Package Units	\$ 100,923	\$ 74,188	\$ 26,735
5,917	Santa Clara	Downtown Superior Court	D3050-Terminal and Package Units	\$ 76,601	\$ 76,601	\$ -
5,918	Orange	North Justice Center	D3050-Terminal and Package Units	\$ 85,717	\$ 77,411	\$ 8,306
5,919	Sutter	Courthouse West	D3050-Terminal and Package Units	\$ 96,000	\$ 79,200	\$ 16,800
5,920	Orange	Civil Complex Center ("CXC")	D3050-Terminal and Package Units	\$ 79,757	\$ 79,757	\$ -
5,921	Santa Barbara	Santa Maria Courts, Bldgs. A + B	D3050-Terminal and Package Units	\$ 82,070	\$ 82,070	\$ -
5,922	San Diego	Kearny Mesa Court	D3050-Terminal and Package Units	\$ 84,427	\$ 84,427	\$ -
5,923	Sacramento	Credit Union Bldg.	D3050-Terminal and Package Units	\$ 85,975	\$ 85,975	\$ -
5,924	San Diego	Kearny Mesa Court	D3050-Terminal and Package Units	\$ 93,188	\$ 93,188	\$ -
5,925	San Francisco	Polk St. Annex	D3050-Terminal and Package Units	\$ 97,390	\$ 97,390	\$ -
5,926	Riverside	Hall of Justice	D3050-Terminal and Package Units	\$ 97,907	\$ 97,907	\$ -
5,927	Kern	Shafter/Wasco Courts Bldg.	D3050-Terminal and Package Units	\$ 112,196	\$ 100,920	\$ 11,276
5,928	Sacramento	Gordon Schaber Sacramento Superior Court	D3050-Terminal and Package Units	\$ 102,315	\$ 102,315	\$ -
5,929	San Diego	Kearny Mesa Court	D3050-Terminal and Package Units	\$ 105,534	\$ 105,534	\$ -
5,930	Kern	Bakersfield Superior Court	D3050-Terminal and Package Units	\$ 109,513	\$ 109,513	\$ -
5,931	El Dorado	Cameron Park	D3050-Terminal and Package Units	\$ 114,415	\$ 114,415	\$ -
5,932	Los Angeles	David M. Kenyon Juvenile Justice Center	D3050-Terminal and Package Units	\$ 281,430	\$ 114,429	\$ 167,001
5,933	El Dorado	Main St. Courthouse	D3050-Terminal and Package Units	\$ 118,653	\$ 118,653	\$ -
5,934	Orange	Central Justice Center	D3050-Terminal and Package Units	\$ 151,918	\$ 138,504	\$ 13,414
5,935	Contra Costa	Concord Courthouse	D3050-Terminal and Package Units	\$ 139,878	\$ 139,878	\$ -
5,936	Kern	Bakersfield Justice Bldg.	D3050-Terminal and Package Units	\$ 147,355	\$ 147,355	\$ -

Line #	County	Facility Name	Project System Targeted for Renewal	Project Rough Order of Magnitude	Judicial Branch Share of Cost	County Share of Cost
5,937	Nevada	Nevada City Courthouse	D3050-Terminal and Package Units	\$ 226,806	\$ 148,558	\$ 78,248
5,938	Solano	Solano Justice Building	D3050-Terminal and Package Units	\$ 208,106	\$ 158,369	\$ 49,737
5,939	Orange	Central Justice Center	D3050-Terminal and Package Units	\$ 180,783	\$ 164,820	\$ 15,963
5,940	Orange	Central Justice Center	D3050-Terminal and Package Units	\$ 182,301	\$ 182,301	\$ -
5,941	Los Angeles	Compton Courthouse	D3050-Terminal and Package Units	\$ 188,233	\$ 188,233	\$ -
5,942	San Bernardino	Juvenile Dependency Courthouse	D3050-Terminal and Package Units	\$ 219,524	\$ 219,524	\$ -
5,943	Orange	Civil Complex Center ("CXC")	D3050-Terminal and Package Units	\$ 227,877	\$ 227,877	\$ -
5,944	Fresno	B.F. Sisk Courthouse	D3050-Terminal and Package Units	\$ 242,405	\$ 242,405	\$ -
5,945	Orange	Central Justice Center	D3050-Terminal and Package Units	\$ 271,174	\$ 247,229	\$ 23,945
5,946	Butte	Chico Courthouse	D3050-Terminal and Package Units	\$ 248,078	\$ 248,078	\$ -
5,947	San Bernardino	Victorville Courthouse-Dept. N-1	D3050-Terminal and Package Units	\$ 253,950	\$ 253,950	\$ -
5,948	Santa Barbara	Santa Maria Courts Bldgs C + D	D3050-Terminal and Package Units	\$ 279,094	\$ 279,094	\$ -
5,949	Santa Barbara	Santa Maria Courts Bldgs C + D	D3050-Terminal and Package Units	\$ 279,094	\$ 279,094	\$ -
5,950	Santa Barbara	Santa Maria Courts Bldgs C + D	D3050-Terminal and Package Units	\$ 279,720	\$ 279,720	\$ -
5,951	Santa Barbara	Santa Maria Courts, Bldg G	D3050-Terminal and Package Units	\$ 297,338	\$ 297,338	\$ -
5,952	Kings	Corcoran Court	D3050-Terminal and Package Units	\$ 349,331	\$ 349,331	\$ -
5,953	Orange	Civil Complex Center ("CXC")	D3050-Terminal and Package Units	\$ 410,178	\$ 410,178	\$ -
5,954	Contra Costa	Walnut Creek Courthouse	D3050-Terminal and Package Units	\$ 431,177	\$ 431,177	\$ -
5,955	Napa	Historic Courthouse	D3050-Terminal and Package Units	\$ 511,112	\$ 480,394	\$ 30,718
5,956	San Bernardino	Victorville Courthouse-Dept. N-1	D3050-Terminal and Package Units	\$ 574,595	\$ 574,595	\$ -
5,957	Butte	Butte County Courthouse	D3050-Terminal and Package Units	\$ 606,682	\$ 606,682	\$ -
5,958	Contra Costa	Family Law Center	D3050-Terminal and Package Units	\$ 766,924	\$ 766,924	\$ -
5,959	Orange	Central Justice Center	D3050-Terminal and Package Units	\$ 911,507	\$ 831,021	\$ 80,486
5,960	Napa	Historic Courthouse	D3050-Terminal and Package Units	\$ 1,119,755	\$ 1,052,458	\$ 67,297
5,961	Riverside	Southwest Justice Center	D3050-Terminal and Package Units	\$ 2,691,070	\$ 2,055,977	\$ 635,093
5,962	Orange	Betty Lou Lamoreaux Justice Center	D3050-Terminal and Package Units	\$ 2,595,119	\$ 2,074,798	\$ 520,321
5,963	Los Angeles	Van Nuys Courthouse West	D3051-Terminal Self-Contained Units	\$ 173,561	\$ 139,682	\$ 33,879
5,964	Santa Barbara	Santa Barbara Court Trailer	D3060-Controls and Instrumentation	\$ 2,632	\$ 1,316	\$ 1,316
5,965	San Luis Obispo	Grover Beach Branch	D3060-Controls and Instrumentation	\$ 1,928	\$ 1,928	\$ -
5,966	San Luis Obispo	1070 Palm St.	D3060-Controls and Instrumentation	\$ 2,545	\$ 2,545	\$ -
5,967	Kings	Avenal Court	D3060-Controls and Instrumentation	\$ 4,444	\$ 2,578	\$ 1,866
5,968	Los Angeles	Burbank Courthouse	D3060-Controls and Instrumentation	\$ 3,467	\$ 3,147	\$ 320
5,969	Santa Barbara	Santa Maria Courts, Bldgs. A + B	D3060-Controls and Instrumentation	\$ 18,327	\$ 4,221	\$ 14,106
5,970	Santa Barbara	Santa Barbara Juvenile Court	D3060-Controls and Instrumentation	\$ 4,955	\$ 4,955	\$ -
5,971	Santa Barbara	Santa Maria Courts, Bldg F	D3060-Controls and Instrumentation	\$ 7,151	\$ 7,151	\$ -
5,972	Los Angeles	Los Padrinos Juvenile Court	D3060-Controls and Instrumentation	\$ 27,125	\$ 7,953	\$ 19,172



Line #	County	Facility Name	Project System Targeted for Renewal	Project Rough Order of Magnitude	Judicial Branch Share of Cost	County Share of Cost
5,973	Alameda	Hayward Hall of Justice	D3060-Controls and Instrumentation	\$ 8,157	\$ 8,157	\$ -
5,974	Kings	Avenal Court	D3060-Controls and Instrumentation	\$ 15,008	\$ 8,706	\$ 6,302
5,975	Del Norte	Del Norte County Superior Court	D3060-Controls and Instrumentation	\$ 14,624	\$ 8,960	\$ 5,664
5,976	Alameda	Hayward Hall of Justice	D3060-Controls and Instrumentation	\$ 8,971	\$ 8,971	\$ -
5,977	Alameda	Wiley W. Manuel Courthouse	D3060-Controls and Instrumentation	\$ 9,101	\$ 9,101	\$ -
5,978	Los Angeles	Edmund D. Edelman Children's Court	D3060-Controls and Instrumentation	\$ 15,588	\$ 10,910	\$ 4,678
5,979	Santa Barbara	Santa Barbara Jury Assembly Bldg.	D3060-Controls and Instrumentation	\$ 11,010	\$ 11,010	\$ -
5,980	Los Angeles	Hall of Records	D3060-Controls and Instrumentation	\$ 107,140	\$ 11,346	\$ 95,794
5,981	Los Angeles	Airport Courthouse	D3060-Controls and Instrumentation	\$ 15,588	\$ 12,029	\$ 3,559
5,982	Los Angeles	Chatsworth Courthouse	D3060-Controls and Instrumentation	\$ 14,496	\$ 12,148	\$ 2,348
5,983	Los Angeles	Hall of Records	D3060-Controls and Instrumentation	\$ 119,036	\$ 12,606	\$ 106,430
5,984	Los Angeles	Chatsworth Courthouse	D3060-Controls and Instrumentation	\$ 15,537	\$ 13,020	\$ 2,517
5,985	Los Angeles	Sylmar Juvenile Court	D3060-Controls and Instrumentation	\$ 38,312	\$ 13,145	\$ 25,167
5,986	Kings	Corcoran Court	D3060-Controls and Instrumentation	\$ 14,176	\$ 14,176	\$ -
5,987	El Dorado	Cameron Park	D3060-Controls and Instrumentation	\$ 14,207	\$ 14,207	\$ -
5,988	Contra Costa	Family Law Center	D3060-Controls and Instrumentation	\$ 16,383	\$ 16,383	\$ -
5,989	Santa Barbara	Santa Maria Courts, Bldgs. A + B	D3060-Controls and Instrumentation	\$ 18,327	\$ 18,327	\$ -
5,990	Los Angeles	Compton Courthouse	D3060-Controls and Instrumentation	\$ 19,174	\$ 19,174	\$ -
5,991	San Francisco	Polk St. Annex	D3060-Controls and Instrumentation	\$ 21,014	\$ 21,014	\$ -
5,992	Los Angeles	Inglewood Courthouse	D3060-Controls and Instrumentation	\$ 23,773	\$ 23,773	\$ -
5,993	Alameda	Wiley W. Manuel Courthouse	D3060-Controls and Instrumentation	\$ 32,258	\$ 27,032	\$ 5,226
5,994	Nevada	Nevada City Courthouse	D3060-Controls and Instrumentation	\$ 42,760	\$ 28,008	\$ 14,752
5,995	Nevada	Nevada City Courthouse Annex	D3060-Controls and Instrumentation	\$ 68,898	\$ 29,426	\$ 39,472
5,996	Los Angeles	Malibu Courthouse	D3060-Controls and Instrumentation	\$ 92,808	\$ 35,248	\$ 57,560
5,997	Los Angeles	Airport Courthouse	D3060-Controls and Instrumentation	\$ 50,841	\$ 39,234	\$ 11,607
5,998	Los Angeles	Los Padrinos Juvenile Court	D3060-Controls and Instrumentation	\$ 138,828	\$ 40,704	\$ 98,124
5,999	Yolo	Family Support	D3060-Controls and Instrumentation	\$ 43,647	\$ 43,647	\$ -
6,000	Riverside	Corona	D3060-Controls and Instrumentation	\$ 82,366	\$ 44,502	\$ 37,864
6,001	Butte	Chico Courthouse	D3060-Controls and Instrumentation	\$ 47,341	\$ 47,341	\$ -
6,002	Solano	Law And Justice Center	D3060-Controls and Instrumentation	\$ 47,438	\$ 47,438	\$ -
6,003	Alameda	Hayward Hall of Justice	D3060-Controls and Instrumentation	\$ 47,713	\$ 47,713	\$ -
6,004	Orange	Betty Lou Lamoreaux Justice Center	D3060-Controls and Instrumentation	\$ 49,442	\$ 49,442	\$ -
6,005	Tulare	Tulare Division	D3060-Controls and Instrumentation	\$ 50,863	\$ 50,863	\$ -
6,006	Alameda	Fremont Hall of Justice	D3060-Controls and Instrumentation	\$ 65,140	\$ 51,721	\$ 13,419
6,007	Contra Costa	Walnut Creek Courthouse	D3060-Controls and Instrumentation	\$ 53,576	\$ 53,576	\$ -
6,008	Los Angeles	Sylmar Juvenile Court	D3060-Controls and Instrumentation	\$ 158,067	\$ 54,233	\$ 103,834

Line #	County	Facility Name	Project System Targeted for Renewal	Project Rough Order of Magnitude	Judicial Branch Share of Cost	County Share of Cost
6,009	Alameda	Wiley W. Manuel Courthouse	D3060-Controls and Instrumentation	\$ 66,081	\$ 55,376	\$ 10,705
6,010	Alameda	Hayward Hall of Justice	D3060-Controls and Instrumentation	\$ 65,140	\$ 57,519	\$ 7,621
6,011	Sacramento	Credit Union Bldg.	D3060-Controls and Instrumentation	\$ 61,491	\$ 61,491	\$ -
6,012	Santa Barbara	Santa Maria Courts Bldgs C + D	D3060-Controls and Instrumentation	\$ 62,463	\$ 62,463	\$ -
6,013	Santa Barbara	Santa Maria Courts Bldgs C + D	D3060-Controls and Instrumentation	\$ 62,463	\$ 62,463	\$ -
6,014	Santa Barbara	Santa Maria Courts Bldgs C + D	D3060-Controls and Instrumentation	\$ 65,100	\$ 65,100	\$ -
6,015	Santa Clara	Santa Clara Courthouse	D3060-Controls and Instrumentation	\$ 65,193	\$ 65,193	\$ -
6,016	Santa Barbara	Santa Maria Courts, Bldg G	D3060-Controls and Instrumentation	\$ 66,546	\$ 66,546	\$ -
6,017	Sutter	Courthouse West	D3060-Controls and Instrumentation	\$ 69,775	\$ 69,775	\$ -
6,018	San Bernardino	Chino Courthouse	D3060-Controls and Instrumentation	\$ 70,226	\$ 70,226	\$ -
6,019	Santa Clara	Historic Courthouse	D3060-Controls and Instrumentation	\$ 72,068	\$ 72,068	\$ -
6,020	San Diego	North County Regional Center - Annex	D3060-Controls and Instrumentation	\$ 79,372	\$ 79,372	\$ -
6,021	Orange	Civil Complex Center ("CXC")	D3060-Controls and Instrumentation	\$ 83,681	\$ 83,681	\$ -
6,022	Contra Costa	Bray Courts	D3060-Controls and Instrumentation	\$ 109,278	\$ 93,455	\$ 15,823
6,023	Orange	Central Justice Center	D3060-Controls and Instrumentation	\$ 103,023	\$ 93,926	\$ 9,097
6,024	Orange	Central Justice Center	D3060-Controls and Instrumentation	\$ 103,023	\$ 93,926	\$ 9,097
6,025	Orange	Central Justice Center	D3060-Controls and Instrumentation	\$ 103,023	\$ 93,926	\$ 9,097
6,026	Placer	Historic Courthouse	D3060-Controls and Instrumentation	\$ 96,075	\$ 96,075	\$ -
6,027	El Dorado	Johnson Bldg.	D3060-Controls and Instrumentation	\$ 117,420	\$ 117,420	\$ -
6,028	San Diego	Juvenile Court	D3060-Controls and Instrumentation	\$ 158,084	\$ 117,962	\$ 40,122
6,029	San Bernardino	Fontana Courthouse	D3060-Controls and Instrumentation	\$ 151,225	\$ 125,713	\$ 25,512
6,030	Santa Clara	Hall of Justice (West)	D3060-Controls and Instrumentation	\$ 129,407	\$ 129,407	\$ -
6,031	Alameda	George E. McDonald Hall of Justice	D3060-Controls and Instrumentation	\$ 136,940	\$ 136,940	\$ -
6,032	Los Angeles	Inglewood Juvenile Court	D3060-Controls and Instrumentation	\$ 139,535	\$ 139,535	\$ -
6,033	Santa Clara	Downtown Superior Court	D3060-Controls and Instrumentation	\$ 141,735	\$ 141,735	\$ -
6,034	Riverside	Southwest Justice Center	D3060-Controls and Instrumentation	\$ 199,113	\$ 152,122	\$ 46,991
6,035	Orange	West Justice Center	D3060-Controls and Instrumentation	\$ 175,229	\$ 158,898	\$ 16,331
6,036	Contra Costa	Family Law Center	D3060-Controls and Instrumentation	\$ 170,524	\$ 170,524	\$ -
6,037	Los Angeles	Glendale Courthouse	D3060-Controls and Instrumentation	\$ 201,178	\$ 182,147	\$ 19,031
6,038	Contra Costa	Wakefield Taylor Courthouse	D3060-Controls and Instrumentation	\$ 182,788	\$ 182,788	\$ -
6,039	Riverside	Riverside Juvenile Court	D3060-Controls and Instrumentation	\$ 188,090	\$ 188,090	\$ -
6,040	Los Angeles	Eastlake Juvenile Court	D3060-Controls and Instrumentation	\$ 350,550	\$ 192,031	\$ 158,519
6,041	Santa Clara	Downtown Superior Court	D3060-Controls and Instrumentation	\$ 194,265	\$ 194,265	\$ -
6,042	Ventura	East County Courthouse	D3060-Controls and Instrumentation	\$ 323,968	\$ 200,050	\$ 123,918
6,043	Los Angeles	Glendale Courthouse	D3060-Controls and Instrumentation	\$ 228,218	\$ 206,629	\$ 21,589

Line #	County	Facility Name	Project System Targeted for Renewal	Project Rough Order of Magnitude	Judicial Branch Share of Cost	County Share of Cost
6,044	Orange	West Justice Center	D3060-Controls and Instrumentation	\$ 215,002	\$ 215,002	\$ -
6,045	Napa	Criminal Court Building	D3060-Controls and Instrumentation	\$ 225,138	\$ 225,138	\$ -
6,046	El Dorado	Bldg. C	D3060-Controls and Instrumentation	\$ 241,409	\$ 241,409	\$ -
6,047	Orange	West Justice Center	D3060-Controls and Instrumentation	\$ 272,539	\$ 272,539	\$ -
6,048	Santa Barbara	Santa Barbara County Courthouse	D3060-Controls and Instrumentation	\$ 276,265	\$ 276,265	\$ -
6,049	Butte	Butte County Courthouse	D3060-Controls and Instrumentation	\$ 276,940	\$ 276,940	\$ -
6,050	Orange	West Justice Center	D3060-Controls and Instrumentation	\$ 296,739	\$ 296,739	\$ -
6,051	Santa Barbara	Santa Barbara County Courthouse	D3060-Controls and Instrumentation	\$ 327,789	\$ 327,789	\$ -
6,052	Sonoma	Hall of Justice	D3060-Controls and Instrumentation	\$ 361,553	\$ 361,553	\$ -
6,053	Los Angeles	Pomona Courthouse North	D3060-Controls and Instrumentation	\$ 367,615	\$ 367,615	\$ -
6,054	Orange	Harbor Justice Center-Newport Beach Facility	D3060-Controls and Instrumentation	\$ 373,557	\$ 373,557	\$ -
6,055	Sacramento	Carol Miller Justice Center Court Facility	D3060-Controls and Instrumentation	\$ 380,273	\$ 380,273	\$ -
6,056	Los Angeles	Airport Courthouse	D3060-Controls and Instrumentation	\$ 499,844	\$ 385,730	\$ 114,114
6,057	San Diego	South County Regional Center	D3060-Controls and Instrumentation	\$ 1,127,676	\$ 404,159	\$ 723,517
6,058	Los Angeles	Alhambra Courthouse	D3060-Controls and Instrumentation	\$ 470,316	\$ 404,472	\$ 65,844
6,059	Contra Costa	George D. Carroll Courthouse	D3060-Controls and Instrumentation	\$ 410,439	\$ 410,439	\$ -
6,060	Solano	Hall of Justice	D3060-Controls and Instrumentation	\$ 565,470	\$ 411,775	\$ 153,695
6,061	Napa	Historic Courthouse	D3060-Controls and Instrumentation	\$ 440,082	\$ 440,082	\$ -
6,062	Tulare	Visalia Superior Court	D3060-Controls and Instrumentation	\$ 1,426,715	\$ 461,257	\$ 965,458
6,063	Los Angeles	East Los Angeles Courthouse	D3060-Controls and Instrumentation	\$ 608,825	\$ 473,179	\$ 135,646
6,064	Los Angeles	East Los Angeles Courthouse	D3060-Controls and Instrumentation	\$ 621,045	\$ 482,676	\$ 138,369
6,065	Santa Barbara	Santa Barbara County Courthouse	D3060-Controls and Instrumentation	\$ 490,680	\$ 490,680	\$ -
6,066	Riverside	Family Law Court	D3060-Controls and Instrumentation	\$ 498,085	\$ 498,085	\$ -
6,067	Los Angeles	Alhambra Courthouse	D3060-Controls and Instrumentation	\$ 613,643	\$ 527,733	\$ 85,910
6,068	San Diego	North County Regional Center - South	D3060-Controls and Instrumentation	\$ 792,151	\$ 532,642	\$ 259,509
6,069	Los Angeles	El Monte Courthouse	D3060-Controls and Instrumentation	\$ 983,039	\$ 571,342	\$ 411,697
6,070	Los Angeles	Whittier Courthouse	D3060-Controls and Instrumentation	\$ 668,887	\$ 578,119	\$ 90,768
6,071	Santa Clara	Hall of Justice (East)	D3060-Controls and Instrumentation	\$ 612,941	\$ 612,941	\$ -
6,072	Los Angeles	Central Arraignment Courts	D3060-Controls and Instrumentation	\$ 680,258	\$ 613,797	\$ 66,461
6,073	Los Angeles	Van Nuys Courthouse East	D3060-Controls and Instrumentation	\$ 691,446	\$ 620,504	\$ 70,942
6,074	Kern	Bakersfield Juvenile Center	D3060-Controls and Instrumentation	\$ 642,331	\$ 642,331	\$ -
6,075	Ventura	Hall of Justice	D3060-Controls and Instrumentation	\$ 1,037,819	\$ 725,020	\$ 312,799
6,076	Los Angeles	Bellflower Courthouse	D3060-Controls and Instrumentation	\$ 739,752	\$ 739,752	\$ -



Line #	County	Facility Name	Project System Targeted for Renewal	Project Rough Order of Magnitude	Judicial Branch Share of Cost	County Share of Cost
6,077	Los Angeles	Van Nuys Courthouse East	D3060-Controls and Instrumentation	\$ 834,197	\$ 748,608	\$ 85,589
6,078	San Diego	North County Regional Center - North	D3060-Controls and Instrumentation	\$ 781,754	\$ 781,754	\$ -
6,079	Riverside	Southwest Justice Center	D3060-Controls and Instrumentation	\$ 1,058,570	\$ 808,747	\$ 249,823
6,080	Los Angeles	Van Nuys Courthouse West	D3060-Controls and Instrumentation	\$ 1,098,917	\$ 884,408	\$ 214,509
6,081	Los Angeles	Van Nuys Courthouse West	D3060-Controls and Instrumentation	\$ 1,103,305	\$ 887,940	\$ 215,365
6,082	Alameda	Fremont Hall of Justice	D3060-Controls and Instrumentation	\$ 1,133,794	\$ 900,232	\$ 233,562
6,083	Los Angeles	Chatsworth Courthouse	D3060-Controls and Instrumentation	\$ 1,112,123	\$ 931,959	\$ 180,164
6,084	Los Angeles	Torrance Courthouse	D3060-Controls and Instrumentation	\$ 1,116,482	\$ 950,573	\$ 165,909
6,085	Los Angeles	Edmund D. Edelman Children's Court	D3060-Controls and Instrumentation	\$ 1,367,611	\$ 957,191	\$ 410,420
6,086	Riverside	Larson Justice Center	D3060-Controls and Instrumentation	\$ 1,007,431	\$ 981,137	\$ 26,294
6,087	Los Angeles	Norwalk Courthouse	D3060-Controls and Instrumentation	\$ 1,200,018	\$ 1,020,375	\$ 179,643
6,088	Los Angeles	Pasadena Courthouse	D3060-Controls and Instrumentation	\$ 1,472,127	\$ 1,020,920	\$ 451,207
6,089	Solano	Law And Justice Center	D3060-Controls and Instrumentation	\$ 1,055,008	\$ 1,055,008	\$ -
6,090	Los Angeles	Norwalk Courthouse	D3060-Controls and Instrumentation	\$ 1,272,755	\$ 1,082,224	\$ 190,531
6,091	Los Angeles	Beverly Hills Courthouse	D3060-Controls and Instrumentation	\$ 1,437,902	\$ 1,143,420	\$ 294,482
6,092	Los Angeles	Metropolitan Courthouse	D3060-Controls and Instrumentation	\$ 1,234,744	\$ 1,167,327	\$ 67,417
6,093	San Diego	Hall of Justice	D3060-Controls and Instrumentation	\$ 3,004,857	\$ 1,209,154	\$ 1,795,703
6,094	Los Angeles	San Fernando Courthouse	D3060-Controls and Instrumentation	\$ 1,224,835	\$ 1,224,835	\$ -
6,095	San Bernardino	Rancho Cucamonga Courthouse	D3060-Controls and Instrumentation	\$ 1,670,957	\$ 1,270,763	\$ 400,194
6,096	San Francisco	Civic Center Courthouse	D3060-Controls and Instrumentation	\$ 1,273,107	\$ 1,273,107	\$ -
6,097	Los Angeles	Pomona Courthouse South	D3060-Controls and Instrumentation	\$ 1,476,354	\$ 1,476,354	\$ -
6,098	Alameda	Hayward Hall of Justice	D3060-Controls and Instrumentation	\$ 1,688,220	\$ 1,490,698	\$ 197,522
6,099	Alameda	Wiley W. Manuel Courthouse	D3060-Controls and Instrumentation	\$ 1,816,799	\$ 1,522,478	\$ 294,321
6,100	San Diego	East County Regional Center	D3060-Controls and Instrumentation	\$ 2,342,417	\$ 1,586,051	\$ 756,366
6,101	Fresno	Fresno County Courthouse	D3060-Controls and Instrumentation	\$ 1,708,584	\$ 1,708,584	\$ -
6,102	Los Angeles	Compton Courthouse	D3060-Controls and Instrumentation	\$ 1,988,805	\$ 1,988,805	\$ -
6,103	Los Angeles	Michael D. Antonovich Antelope Valley Courthouse	D3060-Controls and Instrumentation	\$ 2,845,699	\$ 2,091,873	\$ 753,826
6,104	Sacramento	Gordon Schaber Sacramento Superior Court	D3060-Controls and Instrumentation	\$ 2,323,522	\$ 2,323,522	\$ -
6,105	Los Angeles	Clara Shortridge Foltz Criminal Justice Center	D3060-Controls and Instrumentation	\$ 3,973,861	\$ 2,733,619	\$ 1,240,242
6,106	Los Angeles	Clara Shortridge Foltz Criminal Justice Center	D3060-Controls and Instrumentation	\$ 4,864,116	\$ 3,346,025	\$ 1,518,091
6,107	Los Angeles	Stanley Mosk Courthouse	D3060-Controls and Instrumentation	\$ 4,580,581	\$ 4,455,073	\$ 125,508

Line #	County	Facility Name	Project System Targeted for Renewal	Project Rough Order of Magnitude	Judicial Branch Share of Cost	County Share of Cost
6,108	San Luis Obispo	Courthouse Annex	D3090-Other HVAC Systems and Equipment	\$ 6,936	\$ 6,936	\$ -
6,109	El Dorado	Cameron Park	D4010-Sprinklers	\$ 1,735	\$ 1,735	\$ -
6,110	Santa Barbara	Santa Maria Courts, Bldg G	D4010-Sprinklers	\$ 2,244	\$ 2,244	\$ -
6,111	Los Angeles	Airport Courthouse	D4010-Sprinklers	\$ 4,503	\$ 3,475	\$ 1,028
6,112	Orange	West Justice Center	D4010-Sprinklers	\$ 6,039	\$ 5,476	\$ 563
6,113	Los Angeles	Glendale Courthouse	D4010-Sprinklers	\$ 19,625	\$ 17,768	\$ 1,857
6,114	Los Angeles	Hall of Records	D4010-Sprinklers	\$ 188,526	\$ 19,965	\$ 168,561
6,115	Los Angeles	Van Nuys Courthouse East	D4010-Sprinklers	\$ 32,773	\$ 29,410	\$ 3,363
6,116	Los Angeles	Sylmar Juvenile Court	D4010-Sprinklers	\$ 89,442	\$ 30,688	\$ 58,754
6,117	San Diego	County Courthouse	D4010-Sprinklers	\$ 64,898	\$ 50,244	\$ 14,654
6,118	Santa Barbara	Santa Maria Courts Bldgs C + D	D4010-Sprinklers	\$ 96,069	\$ 96,069	\$ -
6,119	Santa Barbara	Santa Maria Courts Bldgs C + D	D4010-Sprinklers	\$ 98,683	\$ 98,683	\$ -
6,120	Tulare	Tulare Division	D4010-Sprinklers	\$ 109,202	\$ 109,202	\$ -
6,121	Humboldt	Humboldt County Courthouse (Eureka)	D4010-Sprinklers	\$ 110,540	\$ 110,540	\$ -
6,122	Santa Barbara	Figueroa Division	D4010-Sprinklers	\$ 128,267	\$ 128,267	\$ -
6,123	Butte	Butte County Courthouse	D4010-Sprinklers	\$ 167,009	\$ 167,009	\$ -
6,124	El Dorado	Main St. Courthouse	D4010-Sprinklers	\$ 204,934	\$ 204,934	\$ -
6,125	Los Angeles	Glendale Courthouse	D4010-Sprinklers	\$ 228,986	\$ 207,324	\$ 21,662
6,126	Los Angeles	Hollywood Courthouse	D4010-Sprinklers	\$ 245,735	\$ 223,840	\$ 21,895
6,127	San Bernardino	Barstow Courthouse	D4010-Sprinklers	\$ 234,672	\$ 234,672	\$ -
6,128	San Bernardino	Joshua Tree Courthouse	D4010-Sprinklers	\$ 249,168	\$ 249,168	\$ -
6,129	Los Angeles	Parking Structure Lot 59- Whittier Admin CTR	D4010-Sprinklers	\$ 268,548	\$ 268,548	\$ -
6,130	San Diego	Juvenile Court	D4010-Sprinklers	\$ 317,857	\$ 317,857	\$ -
6,131	Santa Barbara	Figueroa Division	D4010-Sprinklers	\$ 345,098	\$ 345,098	\$ -
6,132	Lake	Lakeport Court Facility	D4010-Sprinklers	\$ 385,548	\$ 385,548	\$ -
6,133	Los Angeles	West Covina Courthouse	D4010-Sprinklers	\$ 392,806	\$ 392,806	\$ -
6,134	Santa Clara	Hall of Justice (West)	D4010-Sprinklers	\$ 426,240	\$ 426,240	\$ -
6,135	Los Angeles	Torrance Courthouse	D4010-Sprinklers	\$ 511,548	\$ 435,532	\$ 76,016
6,136	Tulare	Visalia Superior Court	D4010-Sprinklers	\$ 485,809	\$ 485,809	\$ -
6,137	Imperial	Imperial County Courthouse	D4010-Sprinklers	\$ 486,565	\$ 486,565	\$ -
6,138	Los Angeles	Beverly Hills Courthouse	D4010-Sprinklers	\$ 637,843	\$ 507,213	\$ 130,630
6,139	Los Angeles	Pasadena Courthouse	D4010-Sprinklers	\$ 815,320	\$ 565,424	\$ 249,896
6,140	Los Angeles	Santa Monica Courthouse	D4010-Sprinklers	\$ 723,529	\$ 567,898	\$ 155,631
6,141	Santa Clara	Downtown Superior Court	D4010-Sprinklers	\$ 571,917	\$ 571,917	\$ -

Line #	County	Facility Name	Project System Targeted for Renewal	Project Rough Order of Magnitude	Judicial Branch Share of Cost	County Share of Cost
6,142	Los Angeles	Van Nuys Courthouse East	D4010-Sprinklers	\$ 639,259	\$ 573,671	\$ 65,588
6,143	Los Angeles	Alhambra Courthouse	D4010-Sprinklers	\$ 769,383	\$ 661,669	\$ 107,714
6,144	Contra Costa	Wakefield Taylor Courthouse	D4010-Sprinklers	\$ 693,010	\$ 693,010	\$ -
6,145	Orange	West Justice Center	D4010-Sprinklers	\$ 763,142	\$ 763,142	\$ -
6,146	Los Angeles	Norwalk Courthouse	D4010-Sprinklers	\$ 1,277,784	\$ 1,086,500	\$ 191,284
6,147	Orange	Harbor Justice Center-Newport Beach Facility	D4010-Sprinklers	\$ 1,151,250	\$ 1,151,250	\$ -
6,148	Alameda	Hayward Hall of Justice	D4010-Sprinklers	\$ 1,198,216	\$ 1,198,216	\$ -
6,149	Sonoma	Hall of Justice	D4010-Sprinklers	\$ 1,216,920	\$ 1,216,920	\$ -
6,150	Sacramento	Gordon Schaber Sacramento Superior Court	D4010-Sprinklers	\$ 2,109,832	\$ 2,109,832	\$ -
6,151	Los Angeles	Clara Shortridge Foltz Criminal Justice Center	D4010-Sprinklers	\$ 5,085,698	\$ 3,498,452	\$ 1,587,246
6,152	San Diego	County Courthouse	D4010-Sprinklers	\$ 4,844,374	\$ 4,844,374	\$ -
6,153	San Luis Obispo	Courthouse Annex	D4020-Standpipes	\$ 1,359	\$ 676	\$ 683
6,154	Sacramento	Carol Miller Justice Center Court Facility	D4020-Standpipes	\$ 3,743	\$ 3,743	\$ -
6,155	Santa Barbara	Santa Barbara County Courthouse	D4020-Standpipes	\$ 958,582	\$ 958,582	\$ -
6,156	Los Angeles	East Los Angeles Courthouse	D4030-Fire Protection Specialties	\$ 11,568	\$ 8,991	\$ 2,577
6,157	Los Angeles	Van Nuys Courthouse West	D4030-Fire Protection Specialties	\$ 80,244	\$ 64,580	\$ 15,664
6,158	Los Angeles	Torrance Courthouse	D4031-Fire Extinguishers	\$ 1,540	\$ 1,311	\$ 229
6,159	Orange	North Justice Center	D4031-Fire Extinguishers	\$ 1,478	\$ 1,335	\$ 143
6,160	Los Angeles	Pasadena Courthouse	D4031-Fire Extinguishers	\$ 2,464	\$ 1,709	\$ 755
6,161	El Dorado	Bldg. C	D40-Fire Protection	\$ 1,043	\$ 216	\$ 827
6,162	Tulare	Tulare Division	D40-Fire Protection	\$ 1,188	\$ 832	\$ 356
6,163	Santa Barbara	Santa Maria Courts Bldgs C + D	D40-Fire Protection	\$ 1,569	\$ 858	\$ 711
6,164	Santa Barbara	Santa Maria Courts Bldgs C + D	D40-Fire Protection	\$ 1,569	\$ 858	\$ 711
6,165	Placer	Historic Courthouse	D40-Fire Protection	\$ 1,337	\$ 1,029	\$ 308
6,166	Santa Clara	Santa Clara Courthouse	D40-Fire Protection	\$ 1,201	\$ 1,201	\$ -
6,167	Santa Clara	Historic Courthouse	D40-Fire Protection	\$ 1,315	\$ 1,315	\$ -
6,168	Riverside	Corona	D40-Fire Protection	\$ 2,450	\$ 1,324	\$ 1,126
6,169	Los Angeles	Malibu Courthouse	D40-Fire Protection	\$ 3,551	\$ 1,349	\$ 2,202
6,170	Orange	Civil Complex Center ("CXC")	D40-Fire Protection	\$ 1,415	\$ 1,415	\$ -
6,171	Santa Barbara	Santa Maria Courts Bldgs C + D	D40-Fire Protection	\$ 1,569	\$ 1,569	\$ -
6,172	Santa Barbara	Santa Maria Courts, Bldg G	D40-Fire Protection	\$ 1,672	\$ 1,613	\$ 59
6,173	San Diego	Kearny Mesa Court	D40-Fire Protection	\$ 1,674	\$ 1,674	\$ -



Line #	County	Facility Name	Project System Targeted for Renewal	Project Rough Order of Magnitude	Judicial Branch Share of Cost	County Share of Cost
6,174	Solano	Law And Justice Center	D40-Fire Protection	\$ 13,957	\$ 1,768	\$ 12,189
6,175	Los Angeles	Malibu Courthouse	D40-Fire Protection	\$ 4,851	\$ 1,842	\$ 3,009
6,176	Humboldt	Humboldt County Courthouse (Eureka)	D40-Fire Protection	\$ 5,944	\$ 1,983	\$ 3,961
6,177	Los Angeles	Eastlake Juvenile Court	D40-Fire Protection	\$ 3,638	\$ 1,993	\$ 1,645
6,178	San Diego	Family Court	D40-Fire Protection	\$ 2,148	\$ 2,148	\$ -
6,179	Contra Costa	Walnut Creek Courthouse	D40-Fire Protection	\$ 2,406	\$ 2,406	\$ -
6,180	Lake	Lakeport Court Facility	D40-Fire Protection	\$ 2,435	\$ 2,435	\$ -
6,181	San Bernardino	Chino Courthouse	D40-Fire Protection	\$ 2,539	\$ 2,539	\$ -
6,182	Orange	North Justice Center	D40-Fire Protection	\$ 2,822	\$ 2,549	\$ 273
6,183	Ventura	East County Courthouse	D40-Fire Protection	\$ 4,297	\$ 2,653	\$ 1,644
6,184	Contra Costa	George D. Carroll Courthouse	D40-Fire Protection	\$ 3,609	\$ 2,786	\$ 823
6,185	Stanislaus	Modesto Main Courthouse	D40-Fire Protection	\$ 2,879	\$ 2,873	\$ 6
6,186	Los Angeles	Parking Structure Lot 59- Whittier Admin CTR	D40-Fire Protection	\$ 3,501	\$ 3,501	\$ -
6,187	Kings	Avenal Court	D40-Fire Protection	\$ 3,514	\$ 3,514	\$ -
6,188	Lake	Lakeport Court Facility	D40-Fire Protection	\$ 11,865	\$ 3,560	\$ 8,306
6,189	San Bernardino	San Bernardino Courthouse - Annex	D40-Fire Protection	\$ 3,818	\$ 3,652	\$ 166
6,190	Siskiyou	Siskiyou County Courthouse	D40-Fire Protection	\$ 10,934	\$ 3,677	\$ 7,257
6,191	Los Angeles	Hollywood Courthouse	D40-Fire Protection	\$ 4,608	\$ 4,197	\$ 411
6,192	Contra Costa	Wakefield Taylor Courthouse	D40-Fire Protection	\$ 4,336	\$ 4,336	\$ -
6,193	Los Angeles	Beverly Hills Courthouse	D40-Fire Protection	\$ 5,578	\$ 4,436	\$ 1,142
6,194	Alameda	Fremont Hall of Justice	D40-Fire Protection	\$ 5,644	\$ 4,481	\$ 1,163
6,195	Del Norte	Del Norte County Superior Court	D40-Fire Protection	\$ 7,350	\$ 4,503	\$ 2,847
6,196	Tulare	Visalia Superior Court	D40-Fire Protection	\$ 15,246	\$ 4,929	\$ 10,317
6,197	Sacramento	Carol Miller Justice Center Court Facility	D40-Fire Protection	\$ 5,292	\$ 5,173	\$ 119
6,198	Los Angeles	Stanley Mosk Courthouse	D40-Fire Protection	\$ 5,689	\$ 5,533	\$ 156
6,199	Los Angeles	East Los Angeles Courthouse	D40-Fire Protection	\$ 7,623	\$ 5,925	\$ 1,698
6,200	Los Angeles	Downey Courthouse	D40-Fire Protection	\$ 6,063	\$ 6,063	\$ -
6,201	San Luis Obispo	Courthouse Annex	D40-Fire Protection	\$ 12,332	\$ 6,134	\$ 6,198
6,202	San Diego	North County Regional Center - South	D40-Fire Protection	\$ 9,575	\$ 6,438	\$ 3,137
6,203	Los Angeles	Bellflower Courthouse	D40-Fire Protection	\$ 6,693	\$ 6,693	\$ -
6,204	Santa Clara	Downtown Superior Court	D40-Fire Protection	\$ 6,809	\$ 6,809	\$ -
6,205	Riverside	Southwest Justice Center	D40-Fire Protection	\$ 9,593	\$ 7,329	\$ 2,264



Line #	County	Facility Name	Project System Targeted for Renewal	Project Rough Order of Magnitude	Judicial Branch Share of Cost	County Share of Cost
6,206	Alameda	Hayward Hall of Justice	D40-Fire Protection	\$ 8,403	\$ 7,420	\$ 983
6,207	Alameda	Wiley W. Manuel Courthouse	D40-Fire Protection	\$ 8,926	\$ 7,480	\$ 1,446
6,208	Los Angeles	Edmund D. Edelman Children's Court	D40-Fire Protection	\$ 10,825	\$ 7,576	\$ 3,249
6,209	Los Angeles	Chatsworth Courthouse	D40-Fire Protection	\$ 9,085	\$ 7,613	\$ 1,472
6,210	Orange	North Justice Center	D40-Fire Protection	\$ 8,467	\$ 7,647	\$ 820
6,211	Los Angeles	East Los Angeles Courthouse	D40-Fire Protection	\$ 10,327	\$ 8,026	\$ 2,301
6,212	Los Angeles	San Fernando Courthouse	D40-Fire Protection	\$ 9,698	\$ 8,089	\$ 1,609
6,213	Los Angeles	Van Nuys Courthouse East	D40-Fire Protection	\$ 9,032	\$ 8,105	\$ 927
6,214	Los Angeles	Pasadena Courthouse	D40-Fire Protection	\$ 11,877	\$ 8,237	\$ 3,640
6,215	Los Angeles	Clara Shortridge Foltz Criminal Justice Center	D40-Fire Protection	\$ 11,992	\$ 8,249	\$ 3,743
6,216	San Diego	North County Regional Center - North	D40-Fire Protection	\$ 8,711	\$ 8,711	\$ -
6,217	Riverside	Hall of Justice	D40-Fire Protection	\$ 8,714	\$ 8,714	\$ -
6,218	Riverside	Hall of Justice	D40-Fire Protection	\$ 8,714	\$ 8,714	\$ -
6,219	Los Angeles	Michael D. Antonovich Antelope Valley Courthouse	D40-Fire Protection	\$ 11,992	\$ 8,815	\$ 3,177
6,220	San Diego	East County Regional Center	D40-Fire Protection	\$ 9,067	\$ 9,067	\$ -
6,221	Mendocino	County Courthouse	D40-Fire Protection	\$ 13,949	\$ 9,432	\$ 4,517
6,222	Los Angeles	Compton Courthouse	D40-Fire Protection	\$ 9,594	\$ 9,594	\$ -
6,223	Los Angeles	Pomona Courthouse North	D40-Fire Protection	\$ 9,700	\$ 9,700	\$ -
6,224	Orange	Betty Lou Lamoreaux Justice Center	D40-Fire Protection	\$ 12,236	\$ 9,783	\$ 2,453
6,225	Sonoma	Hall of Justice	D40-Fire Protection	\$ 9,926	\$ 9,926	\$ -
6,226	Los Angeles	Torrance Courthouse	D40-Fire Protection	\$ 11,695	\$ 9,957	\$ 1,738
6,227	Fresno	2424 Ventura Street - 5 DCA	D40-Fire Protection	\$ 10,190	\$ 10,190	\$ -
6,228	Los Angeles	Monrovia Training Center	D40-Fire Protection	\$ 14,642	\$ 10,292	\$ 4,350
6,229	San Diego	Juvenile Court	D40-Fire Protection	\$ 14,438	\$ 10,774	\$ 3,664
6,230	Los Angeles	Hall of Records	D40-Fire Protection	\$ 109,125	\$ 11,556	\$ 97,569
6,231	Shasta	Main Courthouse	D40-Fire Protection	\$ 16,968	\$ 11,828	\$ 5,140
6,232	Los Angeles	Hall of Records	D40-Fire Protection	\$ 114,266	\$ 12,101	\$ 102,165
6,233	San Diego	East County Regional Center	D40-Fire Protection	\$ 18,501	\$ 12,527	\$ 5,974
6,234	Ventura	Hall of Justice	D40-Fire Protection	\$ 18,171	\$ 12,694	\$ 5,477
6,235	Contra Costa	Bray Courts	D40-Fire Protection	\$ 12,910	\$ 12,910	\$ -
6,236	Sacramento	Gordon Schaber Sacramento Superior Court	D40-Fire Protection	\$ 13,120	\$ 13,120	\$ -
6,237	San Bernardino	Rancho Cucamonga Courthouse	D40-Fire Protection	\$ 13,450	\$ 13,450	\$ -



Line #	County	Facility Name	Project System Targeted for Renewal	Project Rough Order of Magnitude	Judicial Branch Share of Cost	County Share of Cost
6,238	San Diego	North County Regional Center - South	D40-Fire Protection	\$ 15,286	\$ 15,286	\$ -
6,239	Los Angeles	Metropolitan Courthouse	D40-Fire Protection	\$ 16,398	\$ 15,503	\$ 895
6,240	San Diego	Hall of Justice	D40-Fire Protection	\$ 40,656	\$ 16,360	\$ 24,296
6,241	Los Angeles	Malibu Courthouse	D40-Fire Protection	\$ 44,035	\$ 16,724	\$ 27,311
6,242	Los Angeles	Compton Courthouse	D40-Fire Protection	\$ 17,129	\$ 17,129	\$ -
6,243	Butte	Butte County Courthouse	D40-Fire Protection	\$ 18,018	\$ 18,018	\$ -
6,244	Los Angeles	Pasadena Courthouse	D40-Fire Protection	\$ 26,264	\$ 18,214	\$ 8,050
6,245	San Diego	County Courthouse	D40-Fire Protection	\$ 25,558	\$ 19,787	\$ 5,771
6,246	Tulare	Tulare Division	D40-Fire Protection	\$ 20,983	\$ 20,983	\$ -
6,247	Los Angeles	Eastlake Juvenile Court	D40-Fire Protection	\$ 40,673	\$ 22,281	\$ 18,392
6,248	San Diego	County Courthouse	D40-Fire Protection	\$ 22,869	\$ 22,869	\$ -
6,249	Santa Barbara	Santa Maria Courts, Bldg F	D40-Fire Protection	\$ 27,048	\$ 27,048	\$ -
6,250	Los Angeles	Alfred J. McCourtney Juvenile Justice Center	D40-Fire Protection	\$ 39,382	\$ 27,193	\$ 12,189
6,251	Los Angeles	Pasadena Courthouse	D40-Fire Protection	\$ 40,875	\$ 28,347	\$ 12,528
6,252	Tulare	Visalia Superior Court	D40-Fire Protection	\$ 88,488	\$ 28,608	\$ 59,880
6,253	Alameda	Fremont Hall of Justice	D40-Fire Protection	\$ 37,376	\$ 29,677	\$ 7,699
6,254	Fresno	Fresno County Courthouse	D40-Fire Protection	\$ 30,107	\$ 30,107	\$ -
6,255	Los Angeles	El Monte Courthouse	D40-Fire Protection	\$ 56,943	\$ 33,095	\$ 23,848
6,256	Los Angeles	Malibu Courthouse	D40-Fire Protection	\$ 89,089	\$ 33,836	\$ 55,253
6,257	Los Angeles	San Fernando Courthouse	D40-Fire Protection	\$ 34,555	\$ 34,555	\$ -
6,258	Orange	North Justice Center	D40-Fire Protection	\$ 41,115	\$ 37,131	\$ 3,984
6,259	Los Angeles	Los Padrinos Juvenile Court	D40-Fire Protection	\$ 133,265	\$ 39,073	\$ 94,192
6,260	El Dorado	Cameron Park	D40-Fire Protection	\$ 39,256	\$ 39,256	\$ -
6,261	Orange	North Justice Center	D40-Fire Protection	\$ 45,344	\$ 40,950	\$ 4,394
6,262	Los Angeles	Edmund D. Edelman Children's Court	D40-Fire Protection	\$ 59,235	\$ 41,459	\$ 17,776
6,263	Orange	North Justice Center	D40-Fire Protection	\$ 49,338	\$ 44,557	\$ 4,781
6,264	Los Angeles	Pasadena Courthouse	D40-Fire Protection	\$ 65,456	\$ 45,394	\$ 20,062
6,265	Los Angeles	Burbank Courthouse	D40-Fire Protection	\$ 50,806	\$ 46,112	\$ 4,694
6,266	Los Angeles	Torrance Courthouse	D40-Fire Protection	\$ 58,569	\$ 52,964	\$ 5,605
6,267	Los Angeles	Central Arraignment Courts	D40-Fire Protection	\$ 62,916	\$ 56,769	\$ 6,147
6,268	Kern	Bakersfield Superior Court	D40-Fire Protection	\$ 61,545	\$ 61,545	\$ -
6,269	Los Angeles	David M. Kenyon Juvenile Justice Center	D40-Fire Protection	\$ 156,988	\$ 63,831	\$ 93,157
6,270	San Diego	East County Regional Center	D40-Fire Protection	\$ 67,406	\$ 67,406	\$ -

Line #	County	Facility Name	Project System Targeted for Renewal	Project Rough Order of Magnitude	Judicial Branch Share of Cost	County Share of Cost
6,271	Riverside	Corona	D40-Fire Protection	\$ 126,472	\$ 68,333	\$ 58,139
6,272	Orange	Betty Lou Lamoreaux Justice Center	D40-Fire Protection	\$ 90,228	\$ 72,137	\$ 18,091
6,273	Santa Clara	Hall of Justice (West)	D40-Fire Protection	\$ 72,501	\$ 72,501	\$ -
6,274	San Mateo	Northern Branch Courthouse	D40-Fire Protection	\$ 74,006	\$ 74,006	\$ -
6,275	Los Angeles	Van Nuys Courthouse West	D40-Fire Protection	\$ 94,000	\$ 75,651	\$ 18,349
6,276	Los Angeles	Hollywood Courthouse	D40-Fire Protection	\$ 89,150	\$ 81,207	\$ 7,943
6,277	Los Angeles	Alhambra Courthouse	D40-Fire Protection	\$ 102,616	\$ 88,250	\$ 14,366
6,278	Los Angeles	Glendale Courthouse	D40-Fire Protection	\$ 105,684	\$ 95,686	\$ 9,998
6,279	El Dorado	Johnson Bldg.	D40-Fire Protection	\$ 102,788	\$ 102,788	\$ -
6,280	Los Angeles	Van Nuys Courthouse East	D40-Fire Protection	\$ 122,867	\$ 110,261	\$ 12,606
6,281	Kern	Bakersfield Justice Bldg.	D40-Fire Protection	\$ 118,166	\$ 118,166	\$ -
6,282	Los Angeles	Parking Structure Lot 59- Whittier Admin CTR	D40-Fire Protection	\$ 119,379	\$ 119,379	\$ -
6,283	Contra Costa	George D. Carroll Courthouse	D40-Fire Protection	\$ 120,295	\$ 120,295	\$ -
6,284	Santa Clara	Hall of Justice (West)	D40-Fire Protection	\$ 122,370	\$ 122,370	\$ -
6,285	Los Angeles	Stanley Mosk Courthouse	D40-Fire Protection	\$ 130,154	\$ 126,588	\$ 3,566
6,286	Los Angeles	Alhambra Courthouse	D40-Fire Protection	\$ 154,492	\$ 132,863	\$ 21,629
6,287	Santa Barbara	Santa Barbara County Courthouse	D40-Fire Protection	\$ 139,338	\$ 139,338	\$ -
6,288	Los Angeles	Hollywood Courthouse	D40-Fire Protection	\$ 161,802	\$ 147,385	\$ 14,417
6,289	Riverside	Riverside Juvenile Court	D40-Fire Protection	\$ 313,968	\$ 154,912	\$ 159,056
6,290	Tulare	Visalia Superior Court	D40-Fire Protection	\$ 161,842	\$ 161,842	\$ -
6,291	Santa Clara	Downtown Superior Court	D40-Fire Protection	\$ 163,160	\$ 163,160	\$ -
6,292	Los Angeles	Norwalk Courthouse	D40-Fire Protection	\$ 193,429	\$ 164,473	\$ 28,956
6,293	Kern	Bakersfield Superior Court	D40-Fire Protection	\$ 168,177	\$ 168,177	\$ -
6,294	Riverside	Hemet	D40-Fire Protection	\$ 179,829	\$ 179,829	\$ -
6,295	San Diego	North County Regional Center - North	D40-Fire Protection	\$ 183,045	\$ 183,045	\$ -
6,296	Los Angeles	Pomona Courthouse North	D40-Fire Protection	\$ 184,360	\$ 184,360	\$ -
6,297	San Diego	South County Regional Center	D40-Fire Protection	\$ 187,951	\$ 187,951	\$ -
6,298	Los Angeles	Glendale Courthouse	D40-Fire Protection	\$ 219,073	\$ 198,349	\$ 20,724
6,299	Los Angeles	Beverly Hills Courthouse	D40-Fire Protection	\$ 256,775	\$ 204,187	\$ 52,588
6,300	Alameda	George E. McDonald Hall of Justice	D40-Fire Protection	\$ 204,851	\$ 204,851	\$ -
6,301	Los Angeles	Pomona Courthouse South	D40-Fire Protection	\$ 213,570	\$ 213,570	\$ -
6,302	Los Angeles	Santa Monica Courthouse	D40-Fire Protection	\$ 283,707	\$ 222,682	\$ 61,025
6,303	Solano	Solano Justice Building	D40-Fire Protection	\$ 222,842	\$ 222,842	\$ -
6,304	Los Angeles	Central Arraignment Courts	D40-Fire Protection	\$ 248,295	\$ 224,037	\$ 24,258

Line #	County	Facility Name	Project System Targeted for Renewal	Project Rough Order of Magnitude	Judicial Branch Share of Cost	County Share of Cost
6,305	Los Angeles	Santa Clarita Courthouse	D40-Fire Protection	\$ 265,713	\$ 234,864	\$ 30,849
6,306	Santa Barbara	Santa Maria Courts Bldgs C + D	D40-Fire Protection	\$ 246,235	\$ 246,235	\$ -
6,307	Santa Clara	Historic Courthouse	D40-Fire Protection	\$ 249,635	\$ 249,635	\$ -
6,308	Alameda	Fremont Hall of Justice	D40-Fire Protection	\$ 323,818	\$ 257,111	\$ 66,707
6,309	Ventura	Hall of Justice	D40-Fire Protection	\$ 259,134	\$ 259,134	\$ -
6,310	Los Angeles	Torrance Courthouse	D40-Fire Protection	\$ 292,188	\$ 264,226	\$ 27,962
6,311	San Diego	Kearny Mesa Court	D40-Fire Protection	\$ 272,433	\$ 272,433	\$ -
6,312	Santa Clara	Santa Clara Courthouse	D40-Fire Protection	\$ 273,775	\$ 273,775	\$ -
6,313	Tulare	Visalia Superior Court	D40-Fire Protection	\$ 292,176	\$ 292,176	\$ -
6,314	Los Angeles	Norwalk Courthouse	D40-Fire Protection	\$ 358,309	\$ 304,670	\$ 53,639
6,315	Shasta	Main Courthouse	D40-Fire Protection	\$ 480,589	\$ 335,019	\$ 145,570
6,316	Los Angeles	Whittier Courthouse	D40-Fire Protection	\$ 342,825	\$ 342,825	\$ -
6,317	Solano	Hall of Justice	D40-Fire Protection	\$ 493,929	\$ 359,679	\$ 134,250
6,318	Santa Clara	Downtown Superior Court	D40-Fire Protection	\$ 384,762	\$ 384,762	\$ -
6,319	Los Angeles	Metropolitan Courthouse	D40-Fire Protection	\$ 423,473	\$ 400,351	\$ 23,122
6,320	San Bernardino	Chino Courthouse	D40-Fire Protection	\$ 406,441	\$ 406,441	\$ -
6,321	Los Angeles	West Covina Courthouse	D40-Fire Protection	\$ 421,234	\$ 421,234	\$ -
6,322	Alameda	Hayward Hall of Justice	D40-Fire Protection	\$ 482,165	\$ 425,752	\$ 56,413
6,323	Humboldt	Humboldt County Courthouse (Eureka)	D40-Fire Protection	\$ 1,383,570	\$ 461,559	\$ 922,011
6,324	Los Angeles	Beverly Hills Courthouse	D40-Fire Protection	\$ 621,363	\$ 494,108	\$ 127,255
6,325	Sacramento	Gordon Schaber Sacramento Superior Court	D40-Fire Protection	\$ 547,068	\$ 547,068	\$ -
6,326	Los Angeles	Van Nuys Courthouse East	D40-Fire Protection	\$ 665,724	\$ 597,421	\$ 68,303
6,327	Los Angeles	El Monte Courthouse	D40-Fire Protection	\$ 1,085,368	\$ 630,816	\$ 454,552
6,328	San Bernardino	Victorville Courthouse-Dept. N-1	D40-Fire Protection	\$ 633,722	\$ 633,722	\$ -
6,329	Los Angeles	Norwalk Courthouse	D40-Fire Protection	\$ 763,358	\$ 649,083	\$ 114,275
6,330	Los Angeles	Clara Shortridge Foltz Criminal Justice Center	D40-Fire Protection	\$ 947,903	\$ 652,062	\$ 295,841
6,331	Los Angeles	Pomona Courthouse South	D40-Fire Protection	\$ 756,676	\$ 756,676	\$ -
6,332	Kern	Bakersfield Superior Court	D40-Fire Protection	\$ 845,616	\$ 845,616	\$ -
6,333	San Diego	South County Regional Center	D40-Fire Protection	\$ 932,053	\$ 932,053	\$ -
6,334	Los Angeles	San Fernando Courthouse	D40-Fire Protection	\$ 1,500,266	\$ 1,251,372	\$ 248,894
6,335	Fresno	Fresno County Courthouse	D40-Fire Protection	\$ 1,413,049	\$ 1,355,255	\$ 57,794
6,336	San Bernardino	Rancho Cucamonga Courthouse	D40-Fire Protection	\$ 2,054,931	\$ 1,562,775	\$ 492,156
6,337	Alameda	Wiley W. Manuel Courthouse	D40-Fire Protection	\$ 1,967,592	\$ 1,648,842	\$ 318,750



Line #	County	Facility Name	Project System Targeted for Renewal	Project Rough Order of Magnitude	Judicial Branch Share of Cost	County Share of Cost
6,338	Los Angeles	Clara Shortridge Foltz Criminal Justice Center	D40-Fire Protection	\$ 3,086,318	\$ 2,123,078	\$ 963,240
6,339	Sacramento	Gordon Schaber Sacramento Superior Court	D40-Fire Protection	\$ 2,255,693	\$ 2,255,693	\$ -
6,340	Los Angeles	Inglewood Courthouse	D40-Fire Protection	\$ 2,397,096	\$ 2,397,096	\$ -
6,341	Los Angeles	Clara Shortridge Foltz Criminal Justice Center	D40-Fire Protection	\$ 3,740,860	\$ 2,573,338	\$ 1,167,522
6,342	San Diego	East County Regional Center	D40-Fire Protection	\$ 3,962,155	\$ 2,682,775	\$ 1,279,380
6,343	Los Angeles	Stanley Mosk Courthouse	D40-Fire Protection	\$ 2,871,468	\$ 2,792,790	\$ 78,678
6,344	Los Angeles	Compton Courthouse	D40-Fire Protection	\$ 3,879,666	\$ 3,879,666	\$ -
6,345	Los Angeles	Stanley Mosk Courthouse	D40-Fire Protection	\$ 4,453,727	\$ 4,331,695	\$ 122,032
6,346	Los Angeles	Hall of Records	D5010-Electrical Service and Distribution	\$ 7,011	\$ 742	\$ 6,269
6,347	El Dorado	Bldg. C	D5010-Electrical Service and Distribution	\$ 4,473	\$ 926	\$ 3,547
6,348	Los Angeles	Hall of Records	D5010-Electrical Service and Distribution	\$ 12,296	\$ 1,302	\$ 10,994
6,349	Orange	Central Justice Center	D5010-Electrical Service and Distribution	\$ 1,829	\$ 1,667	\$ 162
6,350	Los Angeles	Airport Courthouse	D5010-Electrical Service and Distribution	\$ 2,270	\$ 1,752	\$ 518
6,351	Orange	North Justice Center	D5010-Electrical Service and Distribution	\$ 1,984	\$ 1,792	\$ 192
6,352	Los Angeles	Los Padrinos Juvenile Court	D5010-Electrical Service and Distribution	\$ 6,324	\$ 1,854	\$ 4,470
6,353	Los Angeles	Metropolitan Courthouse	D5010-Electrical Service and Distribution	\$ 2,278	\$ 2,154	\$ 124
6,354	Los Angeles	Beverly Hills Courthouse	D5010-Electrical Service and Distribution	\$ 2,782	\$ 2,212	\$ 570
6,355	Los Angeles	Burbank Courthouse	D5010-Electrical Service and Distribution	\$ 2,479	\$ 2,250	\$ 229
6,356	Los Angeles	Santa Clarita Courthouse	D5010-Electrical Service and Distribution	\$ 2,782	\$ 2,459	\$ 323
6,357	Los Angeles	Los Padrinos Juvenile Court	D5010-Electrical Service and Distribution	\$ 8,390	\$ 2,460	\$ 5,930
6,358	Los Angeles	Hollywood Courthouse	D5010-Electrical Service and Distribution	\$ 2,782	\$ 2,534	\$ 248
6,359	Los Angeles	Sylmar Juvenile Court	D5010-Electrical Service and Distribution	\$ 8,432	\$ 2,893	\$ 5,539
6,360	Los Angeles	Hall of Records	D5010-Electrical Service and Distribution	\$ 27,341	\$ 2,895	\$ 24,446
6,361	Los Angeles	Los Padrinos Juvenile Court	D5010-Electrical Service and Distribution	\$ 10,040	\$ 2,944	\$ 7,096
6,362	Los Angeles	Los Padrinos Juvenile Court	D5010-Electrical Service and Distribution	\$ 10,538	\$ 3,090	\$ 7,448
6,363	Los Angeles	Santa Monica Courthouse	D5010-Electrical Service and Distribution	\$ 4,173	\$ 3,275	\$ 898
6,364	Los Angeles	Los Padrinos Juvenile Court	D5010-Electrical Service and Distribution	\$ 13,670	\$ 4,008	\$ 9,662
6,365	Los Angeles	San Fernando Courthouse	D5010-Electrical Service and Distribution	\$ 4,158	\$ 4,158	\$ -
6,366	Los Angeles	Glendale Courthouse	D5010-Electrical Service and Distribution	\$ 4,674	\$ 4,232	\$ 442
6,367	San Bernardino	Chino Courthouse	D5010-Electrical Service and Distribution	\$ 4,700	\$ 4,700	\$ -
6,368	Los Angeles	Los Padrinos Juvenile Court	D5010-Electrical Service and Distribution	\$ 20,974	\$ 6,150	\$ 14,824
6,369	Los Angeles	Van Nuys Courthouse East	D5010-Electrical Service and Distribution	\$ 7,175	\$ 6,439	\$ 736
6,370	Sacramento	Credit Union Bldg.	D5010-Electrical Service and Distribution	\$ 6,631	\$ 6,631	\$ -



Line #	County	Facility Name	Project System Targeted for Renewal	Project Rough Order of Magnitude	Judicial Branch Share of Cost	County Share of Cost
6,371	Los Angeles	Sylmar Juvenile Court	D5010-Electrical Service and Distribution	\$ 20,505	\$ 7,035	\$ 13,470
6,372	San Francisco	Polk St. Annex	D5010-Electrical Service and Distribution	\$ 7,647	\$ 7,647	\$ -
6,373	Riverside	Larson Justice Center	D5010-Electrical Service and Distribution	\$ 8,539	\$ 8,539	\$ -
6,374	Los Angeles	Van Nuys Courthouse East	D5010-Electrical Service and Distribution	\$ 9,940	\$ 8,920	\$ 1,020
6,375	Los Angeles	Van Nuys Courthouse East	D5010-Electrical Service and Distribution	\$ 11,938	\$ 10,713	\$ 1,225
6,376	Los Angeles	Stanley Mosk Courthouse	D5010-Electrical Service and Distribution	\$ 11,391	\$ 11,079	\$ 312
6,377	San Bernardino	Chino Courthouse	D5010-Electrical Service and Distribution	\$ 12,634	\$ 12,634	\$ -
6,378	Los Angeles	Glendale Courthouse	D5010-Electrical Service and Distribution	\$ 14,053	\$ 12,724	\$ 1,329
6,379	San Bernardino	Rancho Cucamonga Courthouse	D5010-Electrical Service and Distribution	\$ 13,448	\$ 13,448	\$ -
6,380	Los Angeles	Van Nuys Courthouse West	D5010-Electrical Service and Distribution	\$ 16,774	\$ 13,500	\$ 3,274
6,381	Los Angeles	Chatsworth Courthouse	D5010-Electrical Service and Distribution	\$ 16,254	\$ 13,621	\$ 2,633
6,382	Kings	Avenal Court	D5010-Electrical Service and Distribution	\$ 13,901	\$ 13,901	\$ -
6,383	Los Angeles	Van Nuys Courthouse West	D5010-Electrical Service and Distribution	\$ 17,612	\$ 14,174	\$ 3,438
6,384	Los Angeles	Van Nuys Courthouse West	D5010-Electrical Service and Distribution	\$ 17,634	\$ 14,192	\$ 3,442
6,385	Solano	Law And Justice Center	D5010-Electrical Service and Distribution	\$ 117,300	\$ 14,862	\$ 102,438
6,386	Los Angeles	Glendale Courthouse	D5010-Electrical Service and Distribution	\$ 16,779	\$ 15,192	\$ 1,587
6,387	Los Angeles	Chatsworth Courthouse	D5010-Electrical Service and Distribution	\$ 18,836	\$ 15,785	\$ 3,051
6,388	Los Angeles	Van Nuys Courthouse East	D5010-Electrical Service and Distribution	\$ 17,634	\$ 15,825	\$ 1,809
6,389	Los Angeles	Van Nuys Courthouse East	D5010-Electrical Service and Distribution	\$ 17,634	\$ 15,825	\$ 1,809
6,390	Placer	Historic Courthouse	D5010-Electrical Service and Distribution	\$ 16,783	\$ 16,783	\$ -
6,391	San Joaquin	Lodi Branch- Dept. 2	D5010-Electrical Service and Distribution	\$ 16,910	\$ 16,910	\$ -
6,392	Kings	Corcoran Court	D5010-Electrical Service and Distribution	\$ 21,759	\$ 19,061	\$ 2,698
6,393	Los Angeles	Van Nuys Courthouse West	D5010-Electrical Service and Distribution	\$ 23,813	\$ 19,165	\$ 4,648
6,394	Santa Barbara	Santa Maria Courts Bldgs C + D	D5010-Electrical Service and Distribution	\$ 19,521	\$ 19,521	\$ -
6,395	Los Angeles	Stanley Mosk Courthouse	D5010-Electrical Service and Distribution	\$ 20,255	\$ 19,700	\$ 555
6,396	Los Angeles	Van Nuys Courthouse East	D5010-Electrical Service and Distribution	\$ 23,813	\$ 21,370	\$ 2,443
6,397	Santa Barbara	Santa Maria Courts, Bldgs. A + B	D5010-Electrical Service and Distribution	\$ 22,237	\$ 22,237	\$ -
6,398	San Diego	Family Court	D5010-Electrical Service and Distribution	\$ 24,039	\$ 24,039	\$ -
6,399	Los Angeles	Glendale Courthouse	D5010-Electrical Service and Distribution	\$ 27,341	\$ 24,755	\$ 2,586
6,400	Sacramento	Credit Union Bldg.	D5010-Electrical Service and Distribution	\$ 24,854	\$ 24,854	\$ -
6,401	Los Angeles	Van Nuys Courthouse West	D5010-Electrical Service and Distribution	\$ 31,093	\$ 25,024	\$ 6,069
6,402	Los Angeles	Van Nuys Courthouse East	D5010-Electrical Service and Distribution	\$ 28,283	\$ 25,381	\$ 2,902
6,403	San Francisco	Polk St. Annex	D5010-Electrical Service and Distribution	\$ 29,595	\$ 29,595	\$ -
6,404	San Bernardino	Chino Courthouse	D5010-Electrical Service and Distribution	\$ 32,768	\$ 32,768	\$ -
6,405	Los Angeles	Van Nuys Courthouse West	D5010-Electrical Service and Distribution	\$ 42,863	\$ 34,496	\$ 8,367
6,406	Los Angeles	Van Nuys Courthouse West	D5010-Electrical Service and Distribution	\$ 44,101	\$ 35,492	\$ 8,609

Line #	County	Facility Name	Project System Targeted for Renewal	Project Rough Order of Magnitude	Judicial Branch Share of Cost	County Share of Cost
6,407	Contra Costa	Bray Courts	D5010-Electrical Service and Distribution	\$ 37,427	\$ 37,427	\$ -
6,408	Los Angeles	Van Nuys Courthouse East	D5010-Electrical Service and Distribution	\$ 44,101	\$ 39,576	\$ 4,525
6,409	Santa Barbara	Santa Maria Courts Bldgs C + D	D5010-Electrical Service and Distribution	\$ 75,791	\$ 41,458	\$ 34,333
6,410	Santa Barbara	Santa Maria Courts Bldgs C + D	D5010-Electrical Service and Distribution	\$ 75,791	\$ 41,458	\$ 34,333
6,411	Los Angeles	Alhambra Courthouse	D5010-Electrical Service and Distribution	\$ 52,113	\$ 44,817	\$ 7,296
6,412	Placer	Historic Courthouse	D5010-Electrical Service and Distribution	\$ 65,274	\$ 50,261	\$ 15,013
6,413	Yolo	Family Support	D5010-Electrical Service and Distribution	\$ 52,323	\$ 52,323	\$ -
6,414	Sacramento	Carol Miller Justice Center Court Facility	D5010-Electrical Service and Distribution	\$ 61,491	\$ 60,107	\$ 1,384
6,415	Los Angeles	Van Nuys Courthouse West	D5010-Electrical Service and Distribution	\$ 83,762	\$ 67,412	\$ 16,350
6,416	Santa Barbara	Santa Maria Courts Bldgs C + D	D5010-Electrical Service and Distribution	\$ 75,791	\$ 75,791	\$ -
6,417	Santa Barbara	Santa Maria Courts, Bldg G	D5010-Electrical Service and Distribution	\$ 80,746	\$ 77,912	\$ 2,834
6,418	Solano	Law And Justice Center	D5010-Electrical Service and Distribution	\$ 686,979	\$ 87,040	\$ 599,939
6,419	Los Angeles	Chatsworth Courthouse	D5010-Electrical Service and Distribution	\$ 108,056	\$ 90,551	\$ 17,505
6,420	Riverside	Hall of Justice	D5010-Electrical Service and Distribution	\$ 94,089	\$ 94,089	\$ -
6,421	Los Angeles	Van Nuys Courthouse East	D5010-Electrical Service and Distribution	\$ 113,136	\$ 101,528	\$ 11,608
6,422	Los Angeles	Van Nuys Courthouse West	D5010-Electrical Service and Distribution	\$ 135,763	\$ 109,262	\$ 26,501
6,423	Santa Barbara	Santa Maria Courts, Bldgs. A + B	D5010-Electrical Service and Distribution	\$ 118,888	\$ 118,888	\$ -
6,424	Los Angeles	Monrovia Training Center	D5010-Electrical Service and Distribution	\$ 169,992	\$ 119,487	\$ 50,505
6,425	San Bernardino	Chino Courthouse	D5010-Electrical Service and Distribution	\$ 120,868	\$ 120,868	\$ -
6,426	Contra Costa	Bray Courts	D5010-Electrical Service and Distribution	\$ 153,310	\$ 131,111	\$ 22,199
6,427	San Francisco	Polk St. Annex	D5010-Electrical Service and Distribution	\$ 166,785	\$ 166,785	\$ -
6,428	San Bernardino	Rancho Cucamonga Courthouse	D5010-Electrical Service and Distribution	\$ 173,551	\$ 173,551	\$ -
6,429	Orange	Central Justice Center	D5010-Electrical Service and Distribution	\$ 188,040	\$ 188,040	\$ -
6,430	Santa Barbara	Santa Maria Courts Bldgs C + D	D5010-Electrical Service and Distribution	\$ 405,208	\$ 221,649	\$ 183,559
6,431	Santa Barbara	Santa Maria Courts Bldgs C + D	D5010-Electrical Service and Distribution	\$ 405,208	\$ 221,649	\$ 183,559
6,432	Sacramento	Carol Miller Justice Center Court Facility	D5010-Electrical Service and Distribution	\$ 258,359	\$ 252,546	\$ 5,813
6,433	Orange	North Justice Center	D5010-Electrical Service and Distribution	\$ 286,164	\$ 258,435	\$ 27,729
6,434	Placer	Historic Courthouse	D5010-Electrical Service and Distribution	\$ 350,370	\$ 269,785	\$ 80,585
6,435	Yolo	Family Support	D5010-Electrical Service and Distribution	\$ 280,853	\$ 280,853	\$ -
6,436	Los Angeles	Eastlake Juvenile Court	D5010-Electrical Service and Distribution	\$ 566,187	\$ 310,157	\$ 256,030
6,437	Riverside	Hall of Justice	D5010-Electrical Service and Distribution	\$ 396,780	\$ 396,780	\$ -
6,438	Santa Barbara	Santa Maria Courts Bldgs C + D	D5010-Electrical Service and Distribution	\$ 405,208	\$ 405,208	\$ -
6,439	Solano	Law And Justice Center	D5010-Electrical Service and Distribution	\$ 3,725,834	\$ 472,063	\$ 3,253,771
6,440	Los Angeles	San Fernando Courthouse	D5010-Electrical Service and Distribution	\$ 515,724	\$ 515,724	\$ -



Line #	County	Facility Name	Project System Targeted for Renewal	Project Rough Order of Magnitude	Judicial Branch Share of Cost	County Share of Cost
6,441	Los Angeles	Pasadena Courthouse	D5010-Electrical Service and Distribution	\$ 753,634	\$ 522,645	\$ 230,989
6,442	San Bernardino	Rancho Cucamonga Courthouse	D5010-Electrical Service and Distribution	\$ 640,164	\$ 640,164	\$ -
6,443	San Bernardino	Chino Courthouse	D5010-Electrical Service and Distribution	\$ 642,944	\$ 642,944	\$ -
6,444	Orange	North Justice Center	D5010-Electrical Service and Distribution	\$ 734,048	\$ 662,919	\$ 71,129
6,445	Los Angeles	El Monte Courthouse	D5010-Electrical Service and Distribution	\$ 1,171,864	\$ 681,087	\$ 490,777
6,446	Contra Costa	Bray Courts	D5010-Electrical Service and Distribution	\$ 852,207	\$ 728,807	\$ 123,400
6,447	Los Angeles	Torrance Courthouse	D5010-Electrical Service and Distribution	\$ 957,739	\$ 866,083	\$ 91,656
6,448	Los Angeles	Pasadena Courthouse	D5010-Electrical Service and Distribution	\$ 1,809,161	\$ 1,254,653	\$ 554,508
6,449	Sacramento	Carol Miller Justice Center Court Facility	D5010-Electrical Service and Distribution	\$ 1,386,800	\$ 1,355,597	\$ 31,203
6,450	Los Angeles	Edmund D. Edelman Children's Court	D5010-Electrical Service and Distribution	\$ 2,520,341	\$ 1,763,987	\$ 756,354
6,451	Riverside	Hall of Justice	D5010-Electrical Service and Distribution	\$ 2,111,292	\$ 2,111,292	\$ -
6,452	Los Angeles	San Fernando Courthouse	D5010-Electrical Service and Distribution	\$ 2,792,295	\$ 2,329,053	\$ 463,242
6,453	Riverside	Hall of Justice	D5010-Electrical Service and Distribution	\$ 2,847,513	\$ 2,847,513	\$ -
6,454	San Bernardino	Rancho Cucamonga Courthouse	D5010-Electrical Service and Distribution	\$ 3,405,290	\$ 3,405,290	\$ -
6,455	Orange	Central Justice Center	D5011-High Tension Service and Dist.	\$ 43,100	\$ 43,100	\$ -
6,456	Los Angeles	Stanley Mosk Courthouse	D5011-High Tension Service and Dist.	\$ 94,821	\$ 92,223	\$ 2,598
6,457	Orange	Central Justice Center	D5011-High Tension Service and Dist.	\$ 93,647	\$ 93,647	\$ -
6,458	Orange	Central Justice Center	D5011-High Tension Service and Dist.	\$ 93,647	\$ 93,647	\$ -
6,459	Orange	Central Justice Center	D5011-High Tension Service and Dist.	\$ 96,813	\$ 96,813	\$ -
6,460	Orange	Central Justice Center	D5011-High Tension Service and Dist.	\$ 102,218	\$ 102,218	\$ -
6,461	Orange	Central Justice Center	D5011-High Tension Service and Dist.	\$ 163,620	\$ 163,620	\$ -
6,462	Los Angeles	Stanley Mosk Courthouse	D5011-High Tension Service and Dist.	\$ 189,642	\$ 184,446	\$ 5,196
6,463	Orange	Central Justice Center	D5011-High Tension Service and Dist.	\$ 239,116	\$ 239,116	\$ -
6,464	Tulare	Visalia Superior Court	D5011-High Tension Service and Dist.	\$ 770,954	\$ 249,249	\$ 521,705
6,465	Orange	Central Justice Center	D5011-High Tension Service and Dist.	\$ 256,466	\$ 256,466	\$ -
6,466	Solano	Hall of Justice	D5011-High Tension Service and Dist.	\$ 426,361	\$ 426,361	\$ -
6,467	Solano	Solano Justice Building	D5011-High Tension Service and Dist.	\$ 426,361	\$ 426,361	\$ -
6,468	San Bernardino	San Bernardino Courthouse - Annex	D5011-High Tension Service and Dist.	\$ 501,975	\$ 480,089	\$ 21,886
6,469	Fresno	Fresno County Courthouse	D5011-High Tension Service and Dist.	\$ 587,715	\$ 563,677	\$ 24,038
6,470	Kern	Bakersfield Justice Bldg.	D5011-High Tension Service and Dist.	\$ 579,821	\$ 579,821	\$ -
6,471	Tulare	Visalia Superior Court	D5011-High Tension Service and Dist.	\$ 649,755	\$ 649,755	\$ -
6,472	Fresno	Fresno County Courthouse	D5011-High Tension Service and Dist.	\$ 655,033	\$ 655,033	\$ -
6,473	Tulare	Visalia Superior Court	D5011-High Tension Service and Dist.	\$ 846,790	\$ 846,790	\$ -
6,474	Santa Clara	Hall of Justice (West)	D5011-High Tension Service and Dist.	\$ 1,024,608	\$ 1,024,608	\$ -

Line #	County	Facility Name	Project System Targeted for Renewal	Project Rough Order of Magnitude	Judicial Branch Share of Cost	County Share of Cost
6,475	San Diego	North County Regional Center - North	D5011-High Tension Service and Dist.	\$ 1,053,180	\$ 1,053,180	\$ -
6,476	Los Angeles	Stanley Mosk Courthouse	D5011-High Tension Service and Dist.	\$ 1,137,851	\$ 1,106,674	\$ 31,177
6,477	Ventura	Hall of Justice	D5011-High Tension Service and Dist.	\$ 1,600,966	\$ 1,600,966	\$ -
6,478	Los Angeles	Hall of Records	D5012-Low Tension Service and Dist.	\$ 5,660	\$ 599	\$ 5,061
6,479	Los Angeles	Los Padrinos Juvenile Court	D5012-Low Tension Service and Dist.	\$ 6,175	\$ 1,811	\$ 4,364
6,480	Orange	Central Justice Center Annex	D5012-Low Tension Service and Dist.	\$ 24,200	\$ 1,924	\$ 22,276
6,481	Los Angeles	Los Padrinos Juvenile Court	D5012-Low Tension Service and Dist.	\$ 13,960	\$ 4,093	\$ 9,867
6,482	Los Angeles	Los Padrinos Juvenile Court	D5012-Low Tension Service and Dist.	\$ 14,743	\$ 4,323	\$ 10,420
6,483	Los Angeles	Los Padrinos Juvenile Court	D5012-Low Tension Service and Dist.	\$ 17,408	\$ 5,104	\$ 12,304
6,484	Los Angeles	Los Padrinos Juvenile Court	D5012-Low Tension Service and Dist.	\$ 17,482	\$ 5,126	\$ 12,356
6,485	Los Angeles	Hall of Records	D5012-Low Tension Service and Dist.	\$ 52,195	\$ 5,527	\$ 46,668
6,486	Los Angeles	Sylmar Juvenile Court	D5012-Low Tension Service and Dist.	\$ 16,712	\$ 5,734	\$ 10,978
6,487	San Diego	Department 9 Trailer	D5012-Low Tension Service and Dist.	\$ 10,638	\$ 7,938	\$ 2,700
6,488	Los Angeles	Inglewood Juvenile Court	D5012-Low Tension Service and Dist.	\$ 8,896	\$ 8,896	\$ -
6,489	Riverside	Riverside Juvenile Justice Trailers	D5012-Low Tension Service and Dist.	\$ 10,406	\$ 10,406	\$ -
6,490	San Diego	Department 10 Trailer	D5012-Low Tension Service and Dist.	\$ 10,638	\$ 10,638	\$ -
6,491	San Diego	Kearny Mesa Traffic Court KM3 Trailer	D5012-Low Tension Service and Dist.	\$ 10,638	\$ 10,638	\$ -
6,492	San Diego	Kearny Mesa Traffic Court KM4 Trailer	D5012-Low Tension Service and Dist.	\$ 10,638	\$ 10,638	\$ -
6,493	San Diego	Kearny Mesa Traffic Court KM5 & KM6 Trailer	D5012-Low Tension Service and Dist.	\$ 10,638	\$ 10,638	\$ -
6,494	San Diego	Trailer - Dept 34	D5012-Low Tension Service and Dist.	\$ 10,638	\$ 10,638	\$ -
6,495	San Diego	Trailer - Dept 35	D5012-Low Tension Service and Dist.	\$ 10,638	\$ 10,638	\$ -
6,496	San Diego	Trailer - Family Support	D5012-Low Tension Service and Dist.	\$ 10,638	\$ 10,638	\$ -
6,497	San Diego	Trailer - Storage A	D5012-Low Tension Service and Dist.	\$ 10,638	\$ 10,638	\$ -
6,498	Los Angeles	Whittier Courthouse	D5012-Low Tension Service and Dist.	\$ 10,725	\$ 10,725	\$ -
6,499	Los Angeles	Los Padrinos Juvenile Court	D5012-Low Tension Service and Dist.	\$ 42,904	\$ 12,579	\$ 30,325
6,500	Los Angeles	Van Nuys Courthouse West	D5012-Low Tension Service and Dist.	\$ 18,270	\$ 14,704	\$ 3,566
6,501	Los Angeles	Van Nuys Courthouse West	D5012-Low Tension Service and Dist.	\$ 18,270	\$ 14,704	\$ 3,566
6,502	Los Angeles	Van Nuys Courthouse West	D5012-Low Tension Service and Dist.	\$ 18,270	\$ 14,704	\$ 3,566
6,503	Los Angeles	Van Nuys Courthouse West	D5012-Low Tension Service and Dist.	\$ 18,270	\$ 14,704	\$ 3,566
6,504	Los Angeles	Van Nuys Courthouse West	D5012-Low Tension Service and Dist.	\$ 18,270	\$ 14,704	\$ 3,566
6,505	Los Angeles	Van Nuys Courthouse West	D5012-Low Tension Service and Dist.	\$ 18,270	\$ 14,704	\$ 3,566
6,506	Los Angeles	Van Nuys Courthouse West	D5012-Low Tension Service and Dist.	\$ 18,270	\$ 14,704	\$ 3,566



Line #	County	Facility Name	Project System Targeted for Renewal	Project Rough Order of Magnitude	Judicial Branch Share of Cost	County Share of Cost
6,507	Los Angeles	Parking Structure Lot 59- Whittier Admin CTR	D5012-Low Tension Service and Dist.	\$ 14,863	\$ 14,863	\$ -
6,508	Los Angeles	Burbank Courthouse	D5012-Low Tension Service and Dist.	\$ 16,491	\$ 14,967	\$ 1,524
6,509	Los Angeles	Hollywood Courthouse	D5012-Low Tension Service and Dist.	\$ 16,491	\$ 15,022	\$ 1,469
6,510	San Luis Obispo	1070 Palm St.	D5012-Low Tension Service and Dist.	\$ 15,798	\$ 15,798	\$ -
6,511	Los Angeles	Van Nuys Courthouse West	D5012-Low Tension Service and Dist.	\$ 21,474	\$ 17,282	\$ 4,192
6,512	Los Angeles	Sylmar Juvenile Court	D5012-Low Tension Service and Dist.	\$ 51,556	\$ 17,689	\$ 33,867
6,513	El Dorado	Bldg. C	D5012-Low Tension Service and Dist.	\$ 86,611	\$ 17,928	\$ 68,683
6,514	Contra Costa	Jail Annex	D5012-Low Tension Service and Dist.	\$ 19,863	\$ 19,863	\$ -
6,515	Kings	Avenal Court	D5012-Low Tension Service and Dist.	\$ 21,178	\$ 21,178	\$ -
6,516	Kings	Avenal Court	D5012-Low Tension Service and Dist.	\$ 21,403	\$ 21,403	\$ -
6,517	San Luis Obispo	Grover Beach Branch	D5012-Low Tension Service and Dist.	\$ 22,490	\$ 22,490	\$ -
6,518	San Diego	North County Regional Center - North	D5012-Low Tension Service and Dist.	\$ 23,695	\$ 23,695	\$ -
6,519	El Dorado	Bldg. C	D5012-Low Tension Service and Dist.	\$ 114,956	\$ 23,796	\$ 91,160
6,520	San Luis Obispo	Grover Beach Branch	D5012-Low Tension Service and Dist.	\$ 24,648	\$ 24,648	\$ -
6,521	El Dorado	Cameron Park	D5012-Low Tension Service and Dist.	\$ 27,663	\$ 27,663	\$ -
6,522	Los Angeles	Inglewood Juvenile Court	D5012-Low Tension Service and Dist.	\$ 29,057	\$ 29,057	\$ -
6,523	Los Angeles	Whittier Courthouse	D5012-Low Tension Service and Dist.	\$ 29,133	\$ 29,133	\$ -
6,524	Tulare	Visalia Superior Court	D5012-Low Tension Service and Dist.	\$ 90,369	\$ 29,216	\$ 61,153
6,525	Los Angeles	Van Nuys Courthouse West	D5012-Low Tension Service and Dist.	\$ 36,838	\$ 29,647	\$ 7,191
6,526	Los Angeles	Glendale Courthouse	D5012-Low Tension Service and Dist.	\$ 33,922	\$ 30,713	\$ 3,209
6,527	Los Angeles	Van Nuys Courthouse West	D5012-Low Tension Service and Dist.	\$ 41,941	\$ 33,754	\$ 8,187
6,528	El Dorado	Cameron Park	D5012-Low Tension Service and Dist.	\$ 35,208	\$ 35,208	\$ -
6,529	El Dorado	Bldg. C	D5012-Low Tension Service and Dist.	\$ 170,750	\$ 35,345	\$ 135,405
6,530	Los Angeles	Van Nuys Courthouse East	D5012-Low Tension Service and Dist.	\$ 41,477	\$ 37,221	\$ 4,256
6,531	Kings	Corcoran Court	D5012-Low Tension Service and Dist.	\$ 42,639	\$ 37,352	\$ 5,287
6,532	Contra Costa	Concord Courthouse	D5012-Low Tension Service and Dist.	\$ 38,512	\$ 38,512	\$ -
6,533	Los Angeles	Malibu Courthouse	D5012-Low Tension Service and Dist.	\$ 102,237	\$ 38,830	\$ 63,407
6,534	Imperial	Imperial County Courthouse	D5012-Low Tension Service and Dist.	\$ 38,877	\$ 38,877	\$ -
6,535	Imperial	Imperial County Courthouse	D5012-Low Tension Service and Dist.	\$ 38,877	\$ 38,877	\$ -
6,536	Nevada	Nevada City Courthouse	D5012-Low Tension Service and Dist.	\$ 59,637	\$ 39,062	\$ 20,575
6,537	Los Angeles	Van Nuys Courthouse West	D5012-Low Tension Service and Dist.	\$ 50,414	\$ 40,573	\$ 9,841
6,538	Los Angeles	Parking Structure Lot 59- Whittier Admin CTR	D5012-Low Tension Service and Dist.	\$ 42,467	\$ 42,467	\$ -



Line #	County	Facility Name	Project System Targeted for Renewal	Project Rough Order of Magnitude	Judicial Branch Share of Cost	County Share of Cost
6,539	Los Angeles	Alfred J. McCourtney Juvenile Justice Center	D5012-Low Tension Service and Dist.	\$ 61,573	\$ 42,516	\$ 19,057
6,540	Nevada	Nevada City Courthouse	D5012-Low Tension Service and Dist.	\$ 67,485	\$ 44,203	\$ 23,282
6,541	Los Angeles	Van Nuys Courthouse West	D5012-Low Tension Service and Dist.	\$ 55,291	\$ 44,498	\$ 10,793
6,542	Los Angeles	Van Nuys Courthouse West	D5012-Low Tension Service and Dist.	\$ 55,806	\$ 44,913	\$ 10,893
6,543	Los Angeles	Van Nuys Courthouse West	D5012-Low Tension Service and Dist.	\$ 55,879	\$ 44,971	\$ 10,908
6,544	Stanislaus	Hall of Records	D5012-Low Tension Service and Dist.	\$ 97,484	\$ 45,593	\$ 51,891
6,545	Solano	Solano Justice Building	D5012-Low Tension Service and Dist.	\$ 47,214	\$ 47,214	\$ -
6,546	Tulare	Visalia Superior Court	D5012-Low Tension Service and Dist.	\$ 152,829	\$ 49,410	\$ 103,419
6,547	Imperial	Imperial County Courthouse	D5012-Low Tension Service and Dist.	\$ 49,484	\$ 49,484	\$ -
6,548	Kern	Taft Courts Bldg.	D5012-Low Tension Service and Dist.	\$ 49,794	\$ 49,794	\$ -
6,549	Tulare	Visalia Superior Court	D5012-Low Tension Service and Dist.	\$ 155,093	\$ 50,142	\$ 104,951
6,550	Siskiyou	Siskiyou County Courthouse	D5012-Low Tension Service and Dist.	\$ 149,475	\$ 50,268	\$ 99,207
6,551	Los Angeles	Santa Clarita Courthouse	D5012-Low Tension Service and Dist.	\$ 58,301	\$ 51,532	\$ 6,769
6,552	Nevada	Nevada City Courthouse Annex	D5012-Low Tension Service and Dist.	\$ 122,504	\$ 52,321	\$ 70,183
6,553	Los Angeles	Glendale Courthouse	D5012-Low Tension Service and Dist.	\$ 58,247	\$ 52,737	\$ 5,510
6,554	Nevada	Nevada City Courthouse	D5012-Low Tension Service and Dist.	\$ 80,811	\$ 52,931	\$ 27,880
6,555	Kern	Delano/North Kern Court	D5012-Low Tension Service and Dist.	\$ 68,869	\$ 55,536	\$ 13,333
6,556	Del Norte	Del Norte County Superior Court	D5012-Low Tension Service and Dist.	\$ 91,002	\$ 55,757	\$ 35,245
6,557	El Dorado	Johnson Bldg.	D5012-Low Tension Service and Dist.	\$ 56,364	\$ 56,364	\$ -
6,558	Los Angeles	Pomona Courthouse North	D5012-Low Tension Service and Dist.	\$ 56,499	\$ 56,499	\$ -
6,559	Los Angeles	Santa Monica Courthouse	D5012-Low Tension Service and Dist.	\$ 72,175	\$ 56,650	\$ 15,525
6,560	San Bernardino	Victorville Courthouse-Dept. N-1	D5012-Low Tension Service and Dist.	\$ 88,857	\$ 57,091	\$ 31,766
6,561	Los Angeles	Beverly Hills Courthouse	D5012-Low Tension Service and Dist.	\$ 72,175	\$ 57,394	\$ 14,781
6,562	Kern	Taft Courts Bldg.	D5012-Low Tension Service and Dist.	\$ 57,906	\$ 57,906	\$ -
6,563	Contra Costa	Concord Courthouse	D5012-Low Tension Service and Dist.	\$ 58,596	\$ 58,596	\$ -
6,564	San Bernardino	San Bernardino Courthouse - Annex	D5012-Low Tension Service and Dist.	\$ 58,730	\$ 58,730	\$ -
6,565	Los Angeles	Monrovia Training Center	D5012-Low Tension Service and Dist.	\$ 83,778	\$ 58,888	\$ 24,890
6,566	Orange	Civil Complex Center ("CXC")	D5012-Low Tension Service and Dist.	\$ 61,312	\$ 61,312	\$ -
6,567	San Luis Obispo	Courthouse Annex	D5012-Low Tension Service and Dist.	\$ 65,587	\$ 65,587	\$ -
6,568	San Luis Obispo	Courthouse Annex	D5012-Low Tension Service and Dist.	\$ 65,587	\$ 65,587	\$ -
6,569	Fresno	B.F. Sisk Courthouse	D5012-Low Tension Service and Dist.	\$ 66,128	\$ 66,128	\$ -
6,570	San Bernardino	Joshua Tree Courthouse	D5012-Low Tension Service and Dist.	\$ 66,168	\$ 66,168	\$ -
6,571	Kern	Shafter/Wasco Courts Bldg.	D5012-Low Tension Service and Dist.	\$ 74,630	\$ 67,130	\$ 7,500
6,572	Alameda	George E. McDonald Hall of Justice	D5012-Low Tension Service and Dist.	\$ 70,318	\$ 70,318	\$ -
6,573	Kern	Bakersfield Juvenile Center	D5012-Low Tension Service and Dist.	\$ 108,644	\$ 72,531	\$ 36,113

Line #	County	Facility Name	Project System Targeted for Renewal	Project Rough Order of Magnitude	Judicial Branch Share of Cost	County Share of Cost
6,574	Riverside	Corona	D5012-Low Tension Service and Dist.	\$ 73,234	\$ 73,234	\$ -
6,575	San Diego	North County Regional Center - North	D5012-Low Tension Service and Dist.	\$ 76,206	\$ 76,206	\$ -
6,576	Los Angeles	Glendale Courthouse	D5012-Low Tension Service and Dist.	\$ 85,347	\$ 77,273	\$ 8,074
6,577	Nevada	Nevada City Courthouse Annex	D5012-Low Tension Service and Dist.	\$ 181,567	\$ 77,547	\$ 104,020
6,578	El Dorado	Bldg. C	D5012-Low Tension Service and Dist.	\$ 374,945	\$ 77,614	\$ 297,331
6,579	San Luis Obispo	Courthouse Annex	D5012-Low Tension Service and Dist.	\$ 78,717	\$ 78,717	\$ -
6,580	Tulare	Tulare Division	D5012-Low Tension Service and Dist.	\$ 79,590	\$ 79,590	\$ -
6,581	Imperial	Imperial County Courthouse	D5012-Low Tension Service and Dist.	\$ 80,598	\$ 80,598	\$ -
6,582	Sonoma	Main Adult Detention Facility	D5012-Low Tension Service and Dist.	\$ 1,992,069	\$ 81,675	\$ 1,910,394
6,583	Los Angeles	Hollywood Courthouse	D5012-Low Tension Service and Dist.	\$ 91,331	\$ 83,193	\$ 8,138
6,584	Riverside	Palm Springs Courts	D5012-Low Tension Service and Dist.	\$ 89,349	\$ 89,349	\$ -
6,585	Los Angeles	Van Nuys Courthouse East	D5012-Low Tension Service and Dist.	\$ 100,205	\$ 89,924	\$ 10,281
6,586	San Bernardino	Victorville Courthouse-Dept. N-1	D5012-Low Tension Service and Dist.	\$ 90,041	\$ 90,041	\$ -
6,587	San Diego	South County Regional Center	D5012-Low Tension Service and Dist.	\$ 92,234	\$ 92,234	\$ -
6,588	Los Angeles	Alhambra Courthouse	D5012-Low Tension Service and Dist.	\$ 113,358	\$ 97,488	\$ 15,870
6,589	San Mateo	Northern Branch Courthouse	D5012-Low Tension Service and Dist.	\$ 100,982	\$ 100,982	\$ -
6,590	Contra Costa	Walnut Creek Courthouse	D5012-Low Tension Service and Dist.	\$ 101,026	\$ 101,026	\$ -
6,591	Los Angeles	Bellflower Courthouse	D5012-Low Tension Service and Dist.	\$ 131,034	\$ 102,128	\$ 28,906
6,592	Los Angeles	Central Arraignment Courts	D5012-Low Tension Service and Dist.	\$ 114,913	\$ 103,686	\$ 11,227
6,593	Kern	Arvin/ Lamont Branch	D5012-Low Tension Service and Dist.	\$ 171,716	\$ 104,592	\$ 67,124
6,594	Del Norte	Del Norte County Superior Court	D5012-Low Tension Service and Dist.	\$ 173,179	\$ 106,107	\$ 67,072
6,595	Los Angeles	El Monte Courthouse	D5012-Low Tension Service and Dist.	\$ 183,262	\$ 106,512	\$ 76,750
6,596	Los Angeles	Burbank Courthouse	D5012-Low Tension Service and Dist.	\$ 117,632	\$ 106,763	\$ 10,869
6,597	Ventura	East County Courthouse	D5012-Low Tension Service and Dist.	\$ 173,895	\$ 107,380	\$ 66,515
6,598	Los Angeles	Beverly Hills Courthouse	D5012-Low Tension Service and Dist.	\$ 136,270	\$ 108,362	\$ 27,908
6,599	Kern	Delano/North Kern Court	D5012-Low Tension Service and Dist.	\$ 135,115	\$ 108,957	\$ 26,158
6,600	Tulare	Tulare Division	D5012-Low Tension Service and Dist.	\$ 109,161	\$ 109,161	\$ -
6,601	Riverside	Corona	D5012-Low Tension Service and Dist.	\$ 110,690	\$ 110,690	\$ -
6,602	Contra Costa	Jail Annex	D5012-Low Tension Service and Dist.	\$ 111,090	\$ 111,090	\$ -
6,603	Nevada	Nevada City Courthouse Annex	D5012-Low Tension Service and Dist.	\$ 261,962	\$ 111,884	\$ 150,078
6,604	Riverside	Riverside Juvenile Court	D5012-Low Tension Service and Dist.	\$ 112,183	\$ 112,183	\$ -
6,605	Imperial	Imperial County Courthouse	D5012-Low Tension Service and Dist.	\$ 114,174	\$ 114,174	\$ -
6,606	Riverside	Blythe Courthouse - Superior Court	D5012-Low Tension Service and Dist.	\$ 114,841	\$ 114,841	\$ -
6,607	Los Angeles	Whittier Courthouse	D5012-Low Tension Service and Dist.	\$ 117,375	\$ 117,375	\$ -
6,608	Kern	Arvin/ Lamont Branch	D5012-Low Tension Service and Dist.	\$ 194,467	\$ 118,450	\$ 76,017





Line #	County	Facility Name	Project System Targeted for Renewal	Project Rough Order of Magnitude	Judicial Branch Share of Cost	County Share of Cost
6,609	Merced	Old Court	D5012-Low Tension Service and Dist.	\$ 118,992	\$ 118,992	\$ -
6,610	San Diego	Juvenile Court	D5012-Low Tension Service and Dist.	\$ 120,357	\$ 120,357	\$ -
6,611	El Dorado	Johnson Bldg.	D5012-Low Tension Service and Dist.	\$ 120,786	\$ 120,786	\$ -
6,612	Los Angeles	Inglewood Juvenile Court	D5012-Low Tension Service and Dist.	\$ 121,353	\$ 121,353	\$ -
6,613	San Bernardino	Victorville Courthouse-Dept. N-1	D5012-Low Tension Service and Dist.	\$ 121,389	\$ 121,389	\$ -
6,614	Los Angeles	Pomona Courthouse South	D5012-Low Tension Service and Dist.	\$ 123,001	\$ 123,001	\$ -
6,615	Orange	West Justice Center	D5012-Low Tension Service and Dist.	\$ 125,853	\$ 125,853	\$ -
6,616	Los Angeles	Santa Monica Courthouse	D5012-Low Tension Service and Dist.	\$ 161,428	\$ 126,705	\$ 34,723
6,617	San Bernardino	Victorville Courthouse-Dept. N-1	D5012-Low Tension Service and Dist.	\$ 200,796	\$ 129,011	\$ 71,785
6,618	Los Angeles	Whittier Courthouse	D5012-Low Tension Service and Dist.	\$ 132,987	\$ 132,987	\$ -
6,619	Siskiyou	Siskiyou County Courthouse	D5012-Low Tension Service and Dist.	\$ 398,168	\$ 133,904	\$ 264,264
6,620	Los Angeles	Santa Clarita Courthouse	D5012-Low Tension Service and Dist.	\$ 151,571	\$ 133,974	\$ 17,597
6,621	Los Angeles	Torrance Courthouse	D5012-Low Tension Service and Dist.	\$ 149,318	\$ 135,028	\$ 14,290
6,622	Riverside	Corona	D5012-Low Tension Service and Dist.	\$ 135,997	\$ 135,997	\$ -
6,623	Los Angeles	Bellflower Courthouse	D5012-Low Tension Service and Dist.	\$ 175,039	\$ 136,425	\$ 38,614
6,624	Los Angeles	Alfred J. McCourtney Juvenile Justice Center	D5012-Low Tension Service and Dist.	\$ 198,703	\$ 137,204	\$ 61,499
6,625	Riverside	Palm Springs Courts	D5012-Low Tension Service and Dist.	\$ 139,335	\$ 139,335	\$ -
6,626	Solano	Solano Justice Building	D5012-Low Tension Service and Dist.	\$ 143,270	\$ 143,270	\$ -
6,627	El Dorado	Johnson Bldg.	D5012-Low Tension Service and Dist.	\$ 145,888	\$ 145,888	\$ -
6,628	San Diego	North County Regional Center - North	D5012-Low Tension Service and Dist.	\$ 146,311	\$ 146,311	\$ -
6,629	Riverside	Corona	D5012-Low Tension Service and Dist.	\$ 146,747	\$ 146,747	\$ -
6,630	Los Angeles	Pasadena Courthouse	D5012-Low Tension Service and Dist.	\$ 213,799	\$ 148,270	\$ 65,529
6,631	Tulare	Visalia Superior Court	D5012-Low Tension Service and Dist.	\$ 463,661	\$ 149,902	\$ 313,759
6,632	Tulare	Visalia Superior Court	D5012-Low Tension Service and Dist.	\$ 463,661	\$ 149,902	\$ 313,759
6,633	Merced	Old Court	D5012-Low Tension Service and Dist.	\$ 151,495	\$ 151,495	\$ -
6,634	Orange	North Justice Center	D5012-Low Tension Service and Dist.	\$ 168,141	\$ 151,848	\$ 16,293
6,635	Kern	Shafter/Wasco Courts Bldg.	D5012-Low Tension Service and Dist.	\$ 170,151	\$ 153,051	\$ 17,100
6,636	Los Angeles	East Los Angeles Courthouse	D5012-Low Tension Service and Dist.	\$ 201,482	\$ 156,592	\$ 44,890
6,637	Fresno	Fresno County Courthouse	D5012-Low Tension Service and Dist.	\$ 160,122	\$ 160,122	\$ -
6,638	Los Angeles	Van Nuys Courthouse West	D5012-Low Tension Service and Dist.	\$ 199,217	\$ 160,330	\$ 38,887
6,639	Riverside	Palm Springs Courts	D5012-Low Tension Service and Dist.	\$ 165,932	\$ 165,932	\$ -
6,640	Los Angeles	Metropolitan Courthouse	D5012-Low Tension Service and Dist.	\$ 176,000	\$ 166,390	\$ 9,610
6,641	Contra Costa	George D. Carroll Courthouse	D5012-Low Tension Service and Dist.	\$ 166,620	\$ 166,620	\$ -
6,642	Contra Costa	Wakefield Taylor Courthouse	D5012-Low Tension Service and Dist.	\$ 166,620	\$ 166,620	\$ -



Line #	County	Facility Name	Project System Targeted for Renewal	Project Rough Order of Magnitude	Judicial Branch Share of Cost	County Share of Cost
6,643	Los Angeles	Inglewood Courthouse	D5012-Low Tension Service and Dist.	\$ 223,487	\$ 166,632	\$ 56,855
6,644	Los Angeles	Inglewood Courthouse	D5012-Low Tension Service and Dist.	\$ 223,487	\$ 166,632	\$ 56,855
6,645	Contra Costa	Walnut Creek Courthouse	D5012-Low Tension Service and Dist.	\$ 167,317	\$ 167,317	\$ -
6,646	Santa Clara	Santa Clara Courthouse	D5012-Low Tension Service and Dist.	\$ 167,751	\$ 167,751	\$ -
6,647	San Mateo	Northern Branch Courthouse	D5012-Low Tension Service and Dist.	\$ 168,206	\$ 168,206	\$ -
6,648	Solano	Solano Justice Building	D5012-Low Tension Service and Dist.	\$ 171,686	\$ 171,686	\$ -
6,649	San Diego	Kearny Mesa Court	D5012-Low Tension Service and Dist.	\$ 176,186	\$ 176,186	\$ -
6,650	San Mateo	Northern Branch Courthouse	D5012-Low Tension Service and Dist.	\$ 177,896	\$ 177,896	\$ -
6,651	Los Angeles	Pomona Courthouse South	D5012-Low Tension Service and Dist.	\$ 195,625	\$ 178,293	\$ 17,332
6,652	Los Angeles	Alhambra Courthouse	D5012-Low Tension Service and Dist.	\$ 207,662	\$ 178,589	\$ 29,073
6,653	Los Angeles	Central Arraignment Courts	D5012-Low Tension Service and Dist.	\$ 198,045	\$ 178,696	\$ 19,349
6,654	San Bernardino	Fontana Courthouse	D5012-Low Tension Service and Dist.	\$ 182,515	\$ 182,515	\$ -
6,655	San Diego	South County Regional Center	D5012-Low Tension Service and Dist.	\$ 184,068	\$ 184,068	\$ -
6,656	Los Angeles	Downey Courthouse	D5012-Low Tension Service and Dist.	\$ 221,470	\$ 185,370	\$ 36,100
6,657	San Diego	South County Regional Center	D5012-Low Tension Service and Dist.	\$ 189,044	\$ 189,044	\$ -
6,658	Tulare	Visalia Superior Court	D5012-Low Tension Service and Dist.	\$ 190,435	\$ 190,435	\$ -
6,659	San Luis Obispo	Courthouse Annex	D5012-Low Tension Service and Dist.	\$ 190,872	\$ 190,872	\$ -
6,660	Los Angeles	Pomona Courthouse North	D5012-Low Tension Service and Dist.	\$ 191,518	\$ 191,518	\$ -
6,661	Los Angeles	Van Nuys Courthouse East	D5012-Low Tension Service and Dist.	\$ 214,567	\$ 192,552	\$ 22,015
6,662	Alameda	George E. McDonald Hall of Justice	D5012-Low Tension Service and Dist.	\$ 194,662	\$ 194,662	\$ -
6,663	Los Angeles	Hollywood Courthouse	D5012-Low Tension Service and Dist.	\$ 217,565	\$ 198,180	\$ 19,385
6,664	Napa	Historic Courthouse	D5012-Low Tension Service and Dist.	\$ 198,669	\$ 198,669	\$ -
6,665	Los Angeles	Pomona Courthouse North	D5012-Low Tension Service and Dist.	\$ 207,990	\$ 200,190	\$ 7,800
6,666	Los Angeles	Central Arraignment Courts	D5012-Low Tension Service and Dist.	\$ 221,873	\$ 200,196	\$ 21,677
6,667	San Bernardino	Fontana Courthouse	D5012-Low Tension Service and Dist.	\$ 200,796	\$ 200,796	\$ -
6,668	Los Angeles	Clara Shortridge Foltz Criminal Justice Center	D5012-Low Tension Service and Dist.	\$ 293,697	\$ 202,034	\$ 91,663
6,669	Los Angeles	Metropolitan Courthouse	D5012-Low Tension Service and Dist.	\$ 213,740	\$ 202,070	\$ 11,670
6,670	Los Angeles	Whittier Courthouse	D5012-Low Tension Service and Dist.	\$ 208,372	\$ 208,372	\$ -
6,671	Napa	Historic Courthouse	D5012-Low Tension Service and Dist.	\$ 224,723	\$ 211,217	\$ 13,506
6,672	Orange	Civil Complex Center ("CXC")	D5012-Low Tension Service and Dist.	\$ 211,604	\$ 211,604	\$ -
6,673	Los Angeles	Norwalk Courthouse	D5012-Low Tension Service and Dist.	\$ 249,333	\$ 212,008	\$ 37,325
6,674	Los Angeles	Van Nuys Courthouse West	D5012-Low Tension Service and Dist.	\$ 269,225	\$ 216,672	\$ 52,553
6,675	Ventura	East County Courthouse	D5012-Low Tension Service and Dist.	\$ 370,074	\$ 228,521	\$ 141,553
6,676	San Bernardino	Victorville Courthouse-Dept. N-1	D5012-Low Tension Service and Dist.	\$ 364,469	\$ 234,171	\$ 130,298

Line #	County	Facility Name	Project System Targeted for Renewal	Project Rough Order of Magnitude	Judicial Branch Share of Cost	County Share of Cost
6,677	Orange	Harbor Justice Center-Newport Beach Facility	D5012-Low Tension Service and Dist.	\$ 236,537	\$ 236,537	\$ -
6,678	Riverside	Riverside Juvenile Court	D5012-Low Tension Service and Dist.	\$ 481,573	\$ 237,608	\$ 243,965
6,679	Santa Barbara	Santa Barbara County Courthouse	D5012-Low Tension Service and Dist.	\$ 239,103	\$ 239,103	\$ -
6,680	Ventura	East County Courthouse	D5012-Low Tension Service and Dist.	\$ 389,120	\$ 240,282	\$ 148,838
6,681	Humboldt	Humboldt County Courthouse (Eureka)	D5012-Low Tension Service and Dist.	\$ 243,440	\$ 243,440	\$ -
6,682	Santa Clara	Downtown Superior Court	D5012-Low Tension Service and Dist.	\$ 249,529	\$ 249,529	\$ -
6,683	Kern	Bakersfield Justice Bldg.	D5012-Low Tension Service and Dist.	\$ 253,783	\$ 253,783	\$ -
6,684	Los Angeles	East Los Angeles Courthouse	D5012-Low Tension Service and Dist.	\$ 332,058	\$ 258,075	\$ 73,983
6,685	San Diego	South County Regional Center	D5012-Low Tension Service and Dist.	\$ 259,617	\$ 259,617	\$ -
6,686	Butte	Butte County Courthouse	D5012-Low Tension Service and Dist.	\$ 260,492	\$ 260,492	\$ -
6,687	San Bernardino	Barstow Courthouse	D5012-Low Tension Service and Dist.	\$ 261,862	\$ 261,862	\$ -
6,688	Los Angeles	Clara Shortridge Foltz Criminal Justice Center	D5012-Low Tension Service and Dist.	\$ 383,659	\$ 263,919	\$ 119,740
6,689	Ventura	East County Courthouse	D5012-Low Tension Service and Dist.	\$ 439,994	\$ 271,696	\$ 168,298
6,690	San Diego	North County Regional Center - North	D5012-Low Tension Service and Dist.	\$ 273,372	\$ 273,372	\$ -
6,691	San Diego	South County Regional Center	D5012-Low Tension Service and Dist.	\$ 273,372	\$ 273,372	\$ -
6,692	Los Angeles	Alhambra Courthouse	D5012-Low Tension Service and Dist.	\$ 318,580	\$ 273,979	\$ 44,601
6,693	San Bernardino	Joshua Tree Courthouse	D5012-Low Tension Service and Dist.	\$ 277,658	\$ 277,658	\$ -
6,694	Santa Clara	Santa Clara Courthouse	D5012-Low Tension Service and Dist.	\$ 278,387	\$ 278,387	\$ -
6,695	Santa Barbara	Santa Barbara County Courthouse	D5012-Low Tension Service and Dist.	\$ 283,696	\$ 283,696	\$ -
6,696	Alameda	Wiley W. Manuel Courthouse	D5012-Low Tension Service and Dist.	\$ 294,126	\$ 294,126	\$ -
6,697	San Bernardino	San Bernardino Courthouse - Annex	D5012-Low Tension Service and Dist.	\$ 295,005	\$ 295,005	\$ -
6,698	San Luis Obispo	Courthouse Annex	D5012-Low Tension Service and Dist.	\$ 295,211	\$ 295,211	\$ -
6,699	Solano	Hall of Justice	D5012-Low Tension Service and Dist.	\$ 306,107	\$ 306,107	\$ -
6,700	San Luis Obispo	Courthouse Annex	D5012-Low Tension Service and Dist.	\$ 320,369	\$ 320,369	\$ -
6,701	Kern	Bakersfield Superior Court	D5012-Low Tension Service and Dist.	\$ 343,588	\$ 343,588	\$ -
6,702	Los Angeles	Downey Courthouse	D5012-Low Tension Service and Dist.	\$ 419,371	\$ 351,014	\$ 68,357
6,703	Orange	Betty Lou Lamoreaux Justice Center	D5012-Low Tension Service and Dist.	\$ 460,294	\$ 368,005	\$ 92,289
6,704	Fresno	B.F. Sisk Courthouse	D5012-Low Tension Service and Dist.	\$ 375,830	\$ 375,830	\$ -
6,705	Kern	Bakersfield Superior Court	D5012-Low Tension Service and Dist.	\$ 394,309	\$ 394,309	\$ -
6,706	Sacramento	Gordon Schaber Sacramento Superior Court	D5012-Low Tension Service and Dist.	\$ 394,547	\$ 394,547	\$ -
6,707	Kern	Bakersfield Juvenile Center	D5012-Low Tension Service and Dist.	\$ 602,643	\$ 402,324	\$ 200,319

Line #	County	Facility Name	Project System Targeted for Renewal	Project Rough Order of Magnitude	Judicial Branch Share of Cost	County Share of Cost
6,708	Alameda	Fremont Hall of Justice	D5012-Low Tension Service and Dist.	\$ 406,503	\$ 406,503	\$ -
6,709	Los Angeles	Norwalk Courthouse	D5012-Low Tension Service and Dist.	\$ 484,584	\$ 412,042	\$ 72,542
6,710	Imperial	Imperial County Courthouse	D5012-Low Tension Service and Dist.	\$ 417,732	\$ 417,732	\$ -
6,711	Santa Barbara	Santa Barbara County Courthouse	D5012-Low Tension Service and Dist.	\$ 424,675	\$ 424,675	\$ -
6,712	Los Angeles	Stanley Mosk Courthouse	D5012-Low Tension Service and Dist.	\$ 484,875	\$ 471,589	\$ 13,286
6,713	Los Angeles	Pomona Courthouse South	D5012-Low Tension Service and Dist.	\$ 475,020	\$ 475,020	\$ -
6,714	Los Angeles	Stanley Mosk Courthouse	D5012-Low Tension Service and Dist.	\$ 503,446	\$ 489,652	\$ 13,794
6,715	Los Angeles	Clara Shortridge Foltz Criminal Justice Center	D5012-Low Tension Service and Dist.	\$ 725,497	\$ 499,069	\$ 226,428
6,716	Los Angeles	East Los Angeles Courthouse	D5012-Low Tension Service and Dist.	\$ 645,080	\$ 501,356	\$ 143,724
6,717	Humboldt	Humboldt County Courthouse (Eureka)	D5012-Low Tension Service and Dist.	\$ 518,574	\$ 518,574	\$ -
6,718	Tulare	Visalia Superior Court	D5012-Low Tension Service and Dist.	\$ 518,779	\$ 518,779	\$ -
6,719	Los Angeles	Santa Monica Courthouse	D5012-Low Tension Service and Dist.	\$ 679,083	\$ 533,012	\$ 146,071
6,720	San Diego	Kearny Mesa Court	D5012-Low Tension Service and Dist.	\$ 533,792	\$ 533,792	\$ -
6,721	Los Angeles	Van Nuys Courthouse East	D5012-Low Tension Service and Dist.	\$ 603,224	\$ 541,333	\$ 61,891
6,722	Los Angeles	Central Arraignment Courts	D5012-Low Tension Service and Dist.	\$ 604,721	\$ 545,640	\$ 59,081
6,723	Alameda	Wiley W. Manuel Courthouse	D5012-Low Tension Service and Dist.	\$ 574,153	\$ 574,153	\$ -
6,724	Alameda	Hayward Hall of Justice	D5012-Low Tension Service and Dist.	\$ 578,033	\$ 578,033	\$ -
6,725	Sacramento	Gordon Schaber Sacramento Superior Court	D5012-Low Tension Service and Dist.	\$ 593,629	\$ 593,629	\$ -
6,726	Orange	West Justice Center	D5012-Low Tension Service and Dist.	\$ 613,575	\$ 613,575	\$ -
6,727	Alameda	Fremont Hall of Justice	D5012-Low Tension Service and Dist.	\$ 615,605	\$ 615,605	\$ -
6,728	San Diego	Juvenile Court	D5012-Low Tension Service and Dist.	\$ 617,797	\$ 617,797	\$ -
6,729	Los Angeles	Alhambra Courthouse	D5012-Low Tension Service and Dist.	\$ 726,825	\$ 625,070	\$ 101,756
6,730	Los Angeles	Van Nuys Courthouse West	D5012-Low Tension Service and Dist.	\$ 814,273	\$ 655,327	\$ 158,946
6,731	Solano	Hall of Justice	D5012-Low Tension Service and Dist.	\$ 712,090	\$ 712,090	\$ -
6,732	Contra Costa	George D. Carroll Courthouse	D5012-Low Tension Service and Dist.	\$ 721,924	\$ 721,924	\$ -
6,733	Los Angeles	Beverly Hills Courthouse	D5012-Low Tension Service and Dist.	\$ 913,896	\$ 726,730	\$ 187,166
6,734	Los Angeles	Compton Courthouse	D5012-Low Tension Service and Dist.	\$ 767,654	\$ 767,654	\$ -
6,735	Orange	Central Justice Center	D5012-Low Tension Service and Dist.	\$ 773,185	\$ 773,185	\$ -
6,736	Los Angeles	Clara Shortridge Foltz Criminal Justice Center	D5012-Low Tension Service and Dist.	\$ 1,133,678	\$ 779,857	\$ 353,821
6,737	San Diego	South County Regional Center	D5012-Low Tension Service and Dist.	\$ 781,326	\$ 781,326	\$ -
6,738	San Diego	South County Regional Center	D5012-Low Tension Service and Dist.	\$ 781,326	\$ 781,326	\$ -
6,739	Santa Clara	Hall of Justice (West)	D5012-Low Tension Service and Dist.	\$ 790,717	\$ 790,717	\$ -



Line #	County	Facility Name	Project System Targeted for Renewal	Project Rough Order of Magnitude	Judicial Branch Share of Cost	County Share of Cost
6,740	Los Angeles	Norwalk Courthouse	D5012-Low Tension Service and Dist.	\$ 953,906	\$ 811,106	\$ 142,800
6,741	Los Angeles	Clara Shortridge Foltz Criminal Justice Center	D5012-Low Tension Service and Dist.	\$ 1,279,486	\$ 880,158	\$ 399,328
6,742	Alameda	Hayward Hall of Justice	D5012-Low Tension Service and Dist.	\$ 916,637	\$ 916,637	\$ -
6,743	Contra Costa	Wakefield Taylor Courthouse	D5012-Low Tension Service and Dist.	\$ 950,647	\$ 950,647	\$ -
6,744	Alameda	Wiley W. Manuel Courthouse	D5012-Low Tension Service and Dist.	\$ 970,192	\$ 970,192	\$ -
6,745	Los Angeles	Inglewood Courthouse	D5012-Low Tension Service and Dist.	\$ 1,344,193	\$ 1,002,230	\$ 341,963
6,746	Los Angeles	Inglewood Courthouse	D5012-Low Tension Service and Dist.	\$ 1,344,193	\$ 1,002,230	\$ 341,963
6,747	Los Angeles	Whittier Courthouse	D5012-Low Tension Service and Dist.	\$ 1,048,446	\$ 1,048,446	\$ -
6,748	Los Angeles	Pomona Courthouse South	D5012-Low Tension Service and Dist.	\$ 1,084,228	\$ 1,084,228	\$ -
6,749	Ventura	Hall of Justice	D5012-Low Tension Service and Dist.	\$ 1,128,802	\$ 1,128,802	\$ -
6,750	Los Angeles	Bellflower Courthouse	D5012-Low Tension Service and Dist.	\$ 1,455,947	\$ 1,134,765	\$ 321,182
6,751	Orange	Betty Lou Lamoreaux Justice Center	D5012-Low Tension Service and Dist.	\$ 1,423,145	\$ 1,137,804	\$ 285,341
6,752	Los Angeles	Compton Courthouse	D5012-Low Tension Service and Dist.	\$ 1,185,840	\$ 1,185,840	\$ -
6,753	San Diego	East County Regional Center	D5012-Low Tension Service and Dist.	\$ 1,210,219	\$ 1,210,219	\$ -
6,754	Tulare	Visalia Superior Court	D5012-Low Tension Service and Dist.	\$ 1,236,048	\$ 1,236,048	\$ -
6,755	Los Angeles	Metropolitan Courthouse	D5012-Low Tension Service and Dist.	\$ 1,385,148	\$ 1,309,519	\$ 75,629
6,756	Ventura	Hall of Justice	D5012-Low Tension Service and Dist.	\$ 1,317,583	\$ 1,317,583	\$ -
6,757	San Diego	East County Regional Center	D5012-Low Tension Service and Dist.	\$ 1,367,461	\$ 1,367,461	\$ -
6,758	Orange	Harbor Justice Center-Newport Beach Facility	D5012-Low Tension Service and Dist.	\$ 1,377,160	\$ 1,377,160	\$ -
6,759	Los Angeles	Downey Courthouse	D5012-Low Tension Service and Dist.	\$ 1,665,876	\$ 1,394,338	\$ 271,538
6,760	Los Angeles	Compton Courthouse	D5012-Low Tension Service and Dist.	\$ 1,399,693	\$ 1,399,693	\$ -
6,761	Los Angeles	Compton Courthouse	D5012-Low Tension Service and Dist.	\$ 1,433,846	\$ 1,433,846	\$ -
6,762	San Francisco	Hall of Justice	D5012-Low Tension Service and Dist.	\$ 1,557,698	\$ 1,557,698	\$ -
6,763	Los Angeles	West Covina Courthouse	D5012-Low Tension Service and Dist.	\$ 1,617,573	\$ 1,617,573	\$ -
6,764	San Diego	East County Regional Center	D5012-Low Tension Service and Dist.	\$ 1,664,016	\$ 1,664,016	\$ -
6,765	Humboldt	Humboldt County Courthouse (Eureka)	D5012-Low Tension Service and Dist.	\$ 1,837,888	\$ 1,837,888	\$ -
6,766	San Mateo	Hall of Justice	D5012-Low Tension Service and Dist.	\$ 1,860,419	\$ 1,860,419	\$ -
6,767	Kern	Bakersfield Justice Bldg.	D5012-Low Tension Service and Dist.	\$ 2,070,005	\$ 2,070,005	\$ -
6,768	Santa Clara	Downtown Superior Court	D5012-Low Tension Service and Dist.	\$ 2,138,181	\$ 2,138,181	\$ -
6,769	Kern	Bakersfield Superior Court	D5012-Low Tension Service and Dist.	\$ 2,468,543	\$ 2,468,543	\$ -
6,770	Ventura	Hall of Justice	D5012-Low Tension Service and Dist.	\$ 2,806,761	\$ 2,806,761	\$ -
6,771	San Diego	North County Regional Center - North	D5012-Low Tension Service and Dist.	\$ 2,849,247	\$ 2,849,247	\$ -

Line #	County	Facility Name	Project System Targeted for Renewal	Project Rough Order of Magnitude	Judicial Branch Share of Cost	County Share of Cost
6,772	Fresno	Fresno County Courthouse	D5012-Low Tension Service and Dist.	\$ 2,948,273	\$ 2,948,273	\$ -
6,773	Los Angeles	Clara Shortridge Foltz Criminal Justice Center	D5012-Low Tension Service and Dist.	\$ 4,610,897	\$ 3,171,836	\$ 1,439,061
6,774	Los Angeles	Stanley Mosk Courthouse	D5012-Low Tension Service and Dist.	\$ 4,078,985	\$ 3,967,221	\$ 111,764
6,775	Sacramento	Gordon Schaber Sacramento Superior Court	D5012-Low Tension Service and Dist.	\$ 3,984,783	\$ 3,984,783	\$ -
6,776	Contra Costa	Jail Annex	D5020-Lighting and Branch Wiring	\$ 6,870	\$ 409	\$ 6,461
6,777	Los Angeles	Sylmar Juvenile Court	D5020-Lighting and Branch Wiring	\$ 1,356	\$ 465	\$ 891
6,778	Kern	Bakersfield Juvenile Center	D5020-Lighting and Branch Wiring	\$ 1,137	\$ 759	\$ 378
6,779	Los Angeles	Van Nuys Courthouse West	D5020-Lighting and Branch Wiring	\$ 1,083	\$ 872	\$ 211
6,780	Los Angeles	Van Nuys Courthouse West	D5020-Lighting and Branch Wiring	\$ 1,083	\$ 872	\$ 211
6,781	Los Angeles	Van Nuys Courthouse West	D5020-Lighting and Branch Wiring	\$ 1,083	\$ 872	\$ 211
6,782	Los Angeles	Van Nuys Courthouse West	D5020-Lighting and Branch Wiring	\$ 1,083	\$ 872	\$ 211
6,783	Los Angeles	Van Nuys Courthouse West	D5020-Lighting and Branch Wiring	\$ 1,083	\$ 872	\$ 211
6,784	Los Angeles	Van Nuys Courthouse West	D5020-Lighting and Branch Wiring	\$ 1,083	\$ 872	\$ 211
6,785	Los Angeles	Van Nuys Courthouse West	D5020-Lighting and Branch Wiring	\$ 1,083	\$ 872	\$ 211
6,786	Los Angeles	Van Nuys Courthouse West	D5020-Lighting and Branch Wiring	\$ 1,083	\$ 872	\$ 211
6,787	Los Angeles	Van Nuys Courthouse West	D5020-Lighting and Branch Wiring	\$ 1,083	\$ 872	\$ 211
6,788	Los Angeles	Van Nuys Courthouse West	D5020-Lighting and Branch Wiring	\$ 1,083	\$ 872	\$ 211
6,789	Los Angeles	Van Nuys Courthouse West	D5020-Lighting and Branch Wiring	\$ 1,083	\$ 872	\$ 211
6,790	Los Angeles	David M. Kenyon Juvenile Justice Center	D5020-Lighting and Branch Wiring	\$ 2,307	\$ 938	\$ 1,369
6,791	Los Angeles	Van Nuys Courthouse West	D5020-Lighting and Branch Wiring	\$ 1,174	\$ 945	\$ 229
6,792	Los Angeles	Chatsworth Courthouse	D5020-Lighting and Branch Wiring	\$ 1,139	\$ 954	\$ 185
6,793	Los Angeles	Van Nuys Courthouse East	D5020-Lighting and Branch Wiring	\$ 1,083	\$ 972	\$ 111
6,794	Los Angeles	Van Nuys Courthouse East	D5020-Lighting and Branch Wiring	\$ 1,174	\$ 1,054	\$ 120
6,795	Los Angeles	Glendale Courthouse	D5020-Lighting and Branch Wiring	\$ 1,271	\$ 1,151	\$ 120
6,796	Los Angeles	Glendale Courthouse	D5020-Lighting and Branch Wiring	\$ 1,271	\$ 1,151	\$ 120
6,797	Orange	Civil Complex Center ("CXC")	D5020-Lighting and Branch Wiring	\$ 1,331	\$ 1,331	\$ -
6,798	Los Angeles	Santa Clarita Courthouse	D5020-Lighting and Branch Wiring	\$ 1,675	\$ 1,481	\$ 194
6,799	Orange	North Justice Center	D5020-Lighting and Branch Wiring	\$ 1,653	\$ 1,493	\$ 160
6,800	Orange	Central Justice Center	D5020-Lighting and Branch Wiring	\$ 1,759	\$ 1,604	\$ 155
6,801	San Francisco	Youth Guidance Center	D5020-Lighting and Branch Wiring	\$ 13,546	\$ 1,707	\$ 11,839
6,802	Santa Barbara	Santa Maria Courts, Bldg F	D5020-Lighting and Branch Wiring	\$ 1,720	\$ 1,720	\$ -
6,803	Los Angeles	Torrance Courthouse	D5020-Lighting and Branch Wiring	\$ 2,235	\$ 1,903	\$ 332
6,804	Los Angeles	Malibu Courthouse	D5020-Lighting and Branch Wiring	\$ 5,106	\$ 1,939	\$ 3,167



Line #	County	Facility Name	Project System Targeted for Renewal	Project Rough Order of Magnitude	Judicial Branch Share of Cost	County Share of Cost
6,805	Los Angeles	Alfred J. McCourtney Juvenile Justice Center	D5020-Lighting and Branch Wiring	\$ 2,859	\$ 1,974	\$ 885
6,806	Riverside	Hall of Justice	D5020-Lighting and Branch Wiring	\$ 2,025	\$ 2,025	\$ -
6,807	Los Angeles	Hollywood Courthouse	D5020-Lighting and Branch Wiring	\$ 2,234	\$ 2,035	\$ 199
6,808	Santa Barbara	Santa Barbara Court Trailer	D5020-Lighting and Branch Wiring	\$ 4,155	\$ 2,078	\$ 2,078
6,809	Los Angeles	Van Nuys Courthouse East	D5020-Lighting and Branch Wiring	\$ 2,439	\$ 2,189	\$ 250
6,810	Los Angeles	Van Nuys Courthouse East	D5020-Lighting and Branch Wiring	\$ 2,439	\$ 2,189	\$ 250
6,811	Los Angeles	Van Nuys Courthouse East	D5020-Lighting and Branch Wiring	\$ 2,439	\$ 2,189	\$ 250
6,812	Los Angeles	El Monte Courthouse	D5020-Lighting and Branch Wiring	\$ 3,880	\$ 2,255	\$ 1,625
6,813	Los Angeles	Van Nuys Courthouse East	D5020-Lighting and Branch Wiring	\$ 2,530	\$ 2,270	\$ 260
6,814	Kern	Arvin/ Lamont Branch	D5020-Lighting and Branch Wiring	\$ 2,275	\$ 2,275	\$ -
6,815	Contra Costa	Concord Courthouse	D5020-Lighting and Branch Wiring	\$ 2,556	\$ 2,556	\$ -
6,816	Los Angeles	San Fernando Courthouse	D5020-Lighting and Branch Wiring	\$ 2,800	\$ 2,800	\$ -
6,817	Los Angeles	Pasadena Courthouse	D5020-Lighting and Branch Wiring	\$ 4,173	\$ 2,894	\$ 1,279
6,818	El Dorado	Bldg. C	D5020-Lighting and Branch Wiring	\$ 14,191	\$ 2,938	\$ 11,253
6,819	Riverside	Hall of Justice	D5020-Lighting and Branch Wiring	\$ 3,085	\$ 3,085	\$ -
6,820	Los Angeles	Van Nuys Courthouse West	D5020-Lighting and Branch Wiring	\$ 3,932	\$ 3,164	\$ 768
6,821	San Luis Obispo	1070 Palm St.	D5020-Lighting and Branch Wiring	\$ 3,227	\$ 3,227	\$ -
6,822	Los Angeles	Alfred J. McCourtney Juvenile Justice Center	D5020-Lighting and Branch Wiring	\$ 4,694	\$ 3,241	\$ 1,453
6,823	Lake	South Civic Center	D5020-Lighting and Branch Wiring	\$ 3,408	\$ 3,408	\$ -
6,824	Contra Costa	Wakefield Taylor Courthouse	D5020-Lighting and Branch Wiring	\$ 3,409	\$ 3,409	\$ -
6,825	Los Angeles	San Fernando Courthouse	D5020-Lighting and Branch Wiring	\$ 3,452	\$ 3,452	\$ -
6,826	San Bernardino	Fontana Courthouse	D5020-Lighting and Branch Wiring	\$ 4,240	\$ 3,525	\$ 715
6,827	Los Angeles	Van Nuys Courthouse East	D5020-Lighting and Branch Wiring	\$ 3,933	\$ 3,529	\$ 404
6,828	Nevada	Nevada City Courthouse Annex	D5020-Lighting and Branch Wiring	\$ 8,515	\$ 3,637	\$ 4,878
6,829	Los Angeles	Torrance Courthouse	D5020-Lighting and Branch Wiring	\$ 4,317	\$ 3,675	\$ 642
6,830	Siskiyou	Siskiyou County Courthouse	D5020-Lighting and Branch Wiring	\$ 11,206	\$ 3,769	\$ 7,437
6,831	Sacramento	Carol Miller Justice Center Court Facility	D5020-Lighting and Branch Wiring	\$ 3,906	\$ 3,906	\$ -
6,832	San Bernardino	Chino Courthouse	D5020-Lighting and Branch Wiring	\$ 3,942	\$ 3,942	\$ -
6,833	Riverside	Riverside Juvenile Justice Trailers	D5020-Lighting and Branch Wiring	\$ 3,965	\$ 3,965	\$ -
6,834	San Diego	Kearny Mesa Traffic Court KM3 Trailer	D5020-Lighting and Branch Wiring	\$ 4,082	\$ 4,082	\$ -
6,835	San Diego	Kearny Mesa Traffic Court KM4 Trailer	D5020-Lighting and Branch Wiring	\$ 4,082	\$ 4,082	\$ -



Line #	County	Facility Name	Project System Targeted for Renewal	Project Rough Order of Magnitude	Judicial Branch Share of Cost	County Share of Cost
6,836	San Diego	Kearny Mesa Traffic Court KM5 & KM6 Trailer	D5020-Lighting and Branch Wiring	\$ 4,082	\$ 4,082	\$ -
6,837	San Diego	Trailer - Dept 34	D5020-Lighting and Branch Wiring	\$ 4,082	\$ 4,082	\$ -
6,838	San Diego	Trailer - Dept 35	D5020-Lighting and Branch Wiring	\$ 4,082	\$ 4,082	\$ -
6,839	San Diego	Trailer - Family Support	D5020-Lighting and Branch Wiring	\$ 4,082	\$ 4,082	\$ -
6,840	San Diego	Trailer - Storage A	D5020-Lighting and Branch Wiring	\$ 4,082	\$ 4,082	\$ -
6,841	San Bernardino	Joshua Tree Courthouse	D5020-Lighting and Branch Wiring	\$ 4,107	\$ 4,107	\$ -
6,842	Los Angeles	San Fernando Courthouse	D5020-Lighting and Branch Wiring	\$ 4,134	\$ 4,134	\$ -
6,843	Los Angeles	Van Nuys Courthouse West	D5020-Lighting and Branch Wiring	\$ 5,415	\$ 4,358	\$ 1,057
6,844	Alameda	Wiley W. Manuel Courthouse	D5020-Lighting and Branch Wiring	\$ 4,589	\$ 4,589	\$ -
6,845	Orange	West Justice Center	D5020-Lighting and Branch Wiring	\$ 5,098	\$ 4,623	\$ 475
6,846	Los Angeles	Glendale Courthouse	D5020-Lighting and Branch Wiring	\$ 5,106	\$ 4,623	\$ 483
6,847	Los Angeles	Chatsworth Courthouse	D5020-Lighting and Branch Wiring	\$ 5,639	\$ 4,725	\$ 914
6,848	Los Angeles	Inglewood Juvenile Court	D5020-Lighting and Branch Wiring	\$ 5,890	\$ 4,758	\$ 1,132
6,849	San Bernardino	Chino Courthouse	D5020-Lighting and Branch Wiring	\$ 4,920	\$ 4,920	\$ -
6,850	Stanislaus	Hall of Records	D5020-Lighting and Branch Wiring	\$ 10,669	\$ 4,990	\$ 5,679
6,851	Riverside	Riverside Juvenile Court	D5020-Lighting and Branch Wiring	\$ 10,266	\$ 5,065	\$ 5,201
6,852	Riverside	Blythe Courthouse - Superior Court	D5020-Lighting and Branch Wiring	\$ 5,133	\$ 5,133	\$ -
6,853	San Diego	North County Regional Center - North	D5020-Lighting and Branch Wiring	\$ 5,205	\$ 5,205	\$ -
6,854	Los Angeles	Central Arraignment Courts	D5020-Lighting and Branch Wiring	\$ 5,830	\$ 5,260	\$ 570
6,855	San Bernardino	Chino Courthouse	D5020-Lighting and Branch Wiring	\$ 5,331	\$ 5,331	\$ -
6,856	Kern	Taft Courts Bldg.	D5020-Lighting and Branch Wiring	\$ 5,363	\$ 5,363	\$ -
6,857	Tulare	Tulare Division	D5020-Lighting and Branch Wiring	\$ 7,897	\$ 5,528	\$ 2,369
6,858	Nevada	Nevada City Courthouse	D5020-Lighting and Branch Wiring	\$ 8,515	\$ 5,577	\$ 2,938
6,859	Los Angeles	Alhambra Courthouse	D5020-Lighting and Branch Wiring	\$ 6,538	\$ 5,623	\$ 915
6,860	Los Angeles	Pomona Courthouse North	D5020-Lighting and Branch Wiring	\$ 5,965	\$ 5,741	\$ 224
6,861	Solano	Law And Justice Center	D5020-Lighting and Branch Wiring	\$ 5,783	\$ 5,783	\$ -
6,862	Sacramento	Carol Miller Justice Center Court Facility	D5020-Lighting and Branch Wiring	\$ 6,108	\$ 6,108	\$ -
6,863	Imperial	Imperial County Courthouse	D5020-Lighting and Branch Wiring	\$ 6,160	\$ 6,160	\$ -
6,864	San Francisco	Civic Center Courthouse	D5020-Lighting and Branch Wiring	\$ 6,265	\$ 6,265	\$ -
6,865	San Bernardino	Victorville Courthouse-Dept. N-1	D5020-Lighting and Branch Wiring	\$ 10,601	\$ 6,811	\$ 3,790
6,866	Contra Costa	Wakefield Taylor Courthouse	D5020-Lighting and Branch Wiring	\$ 6,870	\$ 6,870	\$ -
6,867	Ventura	East County Courthouse	D5020-Lighting and Branch Wiring	\$ 11,210	\$ 6,922	\$ 4,288
6,868	Los Angeles	Beverly Hills Courthouse	D5020-Lighting and Branch Wiring	\$ 8,883	\$ 7,064	\$ 1,819





Line #	County	Facility Name	Project System Targeted for Renewal	Project Rough Order of Magnitude	Judicial Branch Share of Cost	County Share of Cost
6,869	San Mateo	Northern Branch Courthouse	D5020-Lighting and Branch Wiring	\$ 8,553	\$ 7,117	\$ 1,436
6,870	Santa Clara	Hall of Justice (West)	D5020-Lighting and Branch Wiring	\$ 7,156	\$ 7,156	\$ -
6,871	Santa Clara	Historic Courthouse	D5020-Lighting and Branch Wiring	\$ 7,156	\$ 7,156	\$ -
6,872	Los Angeles	Whittier Courthouse	D5020-Lighting and Branch Wiring	\$ 8,379	\$ 7,242	\$ 1,137
6,873	Los Angeles	Glendale Courthouse	D5020-Lighting and Branch Wiring	\$ 8,169	\$ 7,396	\$ 773
6,874	Sacramento	Carol Miller Justice Center Court Facility	D5020-Lighting and Branch Wiring	\$ 7,414	\$ 7,414	\$ -
6,875	Los Angeles	Burbank Courthouse	D5020-Lighting and Branch Wiring	\$ 8,325	\$ 7,556	\$ 769
6,876	Los Angeles	Glendale Courthouse	D5020-Lighting and Branch Wiring	\$ 8,451	\$ 7,652	\$ 799
6,877	San Diego	Juvenile Court	D5020-Lighting and Branch Wiring	\$ 10,410	\$ 7,768	\$ 2,642
6,878	Merced	Old Court	D5020-Lighting and Branch Wiring	\$ 7,935	\$ 7,935	\$ -
6,879	San Bernardino	Chino Courthouse	D5020-Lighting and Branch Wiring	\$ 8,238	\$ 8,238	\$ -
6,880	Los Angeles	San Fernando Courthouse	D5020-Lighting and Branch Wiring	\$ 8,257	\$ 8,257	\$ -
6,881	El Dorado	Cameron Park	D5020-Lighting and Branch Wiring	\$ 8,515	\$ 8,515	\$ -
6,882	Orange	Betty Lou Lamoreaux Justice Center	D5020-Lighting and Branch Wiring	\$ 9,984	\$ 9,984	\$ -
6,883	Sonoma	Hall of Justice	D5020-Lighting and Branch Wiring	\$ 17,076	\$ 10,143	\$ 6,933
6,884	San Bernardino	Victorville Courthouse-Dept. N-1	D5020-Lighting and Branch Wiring	\$ 15,901	\$ 10,216	\$ 5,685
6,885	Contra Costa	Concord Courthouse	D5020-Lighting and Branch Wiring	\$ 10,306	\$ 10,306	\$ -
6,886	San Luis Obispo	Grover Beach Branch	D5020-Lighting and Branch Wiring	\$ 10,387	\$ 10,387	\$ -
6,887	San Diego	Kearny Mesa Court	D5020-Lighting and Branch Wiring	\$ 10,410	\$ 10,410	\$ -
6,888	San Diego	North County Regional Center - Annex	D5020-Lighting and Branch Wiring	\$ 10,410	\$ 10,410	\$ -
6,889	San Diego	North County Regional Center - North	D5020-Lighting and Branch Wiring	\$ 10,410	\$ 10,410	\$ -
6,890	San Diego	South County Regional Center	D5020-Lighting and Branch Wiring	\$ 29,148	\$ 10,447	\$ 18,701
6,891	San Bernardino	Barstow Courthouse	D5020-Lighting and Branch Wiring	\$ 10,601	\$ 10,601	\$ -
6,892	San Mateo	Northern Branch Courthouse	D5020-Lighting and Branch Wiring	\$ 12,830	\$ 10,676	\$ 2,154
6,893	Kern	Delano/North Kern Court	D5020-Lighting and Branch Wiring	\$ 13,407	\$ 10,811	\$ 2,596
6,894	Butte	Butte County Courthouse	D5020-Lighting and Branch Wiring	\$ 11,206	\$ 11,206	\$ -
6,895	Butte	Butte County Courthouse	D5020-Lighting and Branch Wiring	\$ 11,206	\$ 11,206	\$ -
6,896	Del Norte	Del Norte County Superior Court	D5020-Lighting and Branch Wiring	\$ 11,353	\$ 11,353	\$ -
6,897	Alameda	Wiley W. Manuel Courthouse	D5020-Lighting and Branch Wiring	\$ 13,741	\$ 11,515	\$ 2,226
6,898	Shasta	Main Courthouse	D5020-Lighting and Branch Wiring	\$ 16,808	\$ 11,717	\$ 5,091
6,899	Los Angeles	East Los Angeles Courthouse	D5020-Lighting and Branch Wiring	\$ 15,133	\$ 11,761	\$ 3,372
6,900	Kern	Bakersfield Justice Bldg.	D5020-Lighting and Branch Wiring	\$ 23,201	\$ 11,851	\$ 11,350
6,901	Los Angeles	Eastlake Juvenile Court	D5020-Lighting and Branch Wiring	\$ 24,109	\$ 13,207	\$ 10,902



Line #	County	Facility Name	Project System Targeted for Renewal	Project Rough Order of Magnitude	Judicial Branch Share of Cost	County Share of Cost
6,902	Contra Costa	Walnut Creek Courthouse	D5020-Lighting and Branch Wiring	\$ 13,741	\$ 13,741	\$ -
6,903	El Dorado	Johnson Bldg.	D5020-Lighting and Branch Wiring	\$ 14,191	\$ 14,191	\$ -
6,904	Santa Clara	Santa Clara Courthouse	D5020-Lighting and Branch Wiring	\$ 14,312	\$ 14,312	\$ -
6,905	Los Angeles	West Covina Courthouse	D5020-Lighting and Branch Wiring	\$ 17,895	\$ 14,855	\$ 3,040
6,906	Los Angeles	Clara Shortridge Foltz Criminal Justice Center	D5020-Lighting and Branch Wiring	\$ 15,008	\$ 15,008	\$ -
6,907	Kern	Arvin/ Lamont Branch	D5020-Lighting and Branch Wiring	\$ 15,635	\$ 15,635	\$ -
6,908	Kern	Bakersfield Juvenile Center	D5020-Lighting and Branch Wiring	\$ 15,635	\$ 15,635	\$ -
6,909	Kern	Shafter/Wasco Courts Bldg.	D5020-Lighting and Branch Wiring	\$ 15,635	\$ 15,635	\$ -
6,910	Contra Costa	George D. Carroll Courthouse	D5020-Lighting and Branch Wiring	\$ 20,611	\$ 15,912	\$ 4,699
6,911	Orange	West Justice Center	D5020-Lighting and Branch Wiring	\$ 16,024	\$ 16,024	\$ -
6,912	Alameda	Fremont Hall of Justice	D5020-Lighting and Branch Wiring	\$ 20,664	\$ 16,407	\$ 4,257
6,913	Merced	Old Court	D5020-Lighting and Branch Wiring	\$ 16,478	\$ 16,478	\$ -
6,914	Los Angeles	Torrance Courthouse	D5020-Lighting and Branch Wiring	\$ 20,046	\$ 17,067	\$ 2,979
6,915	San Diego	North County Regional Center - South	D5020-Lighting and Branch Wiring	\$ 26,025	\$ 17,499	\$ 8,526
6,916	Los Angeles	Van Nuys Courthouse East	D5020-Lighting and Branch Wiring	\$ 20,245	\$ 18,168	\$ 2,077
6,917	Riverside	Hall of Justice	D5020-Lighting and Branch Wiring	\$ 18,470	\$ 18,470	\$ -
6,918	Alameda	George E. McDonald Hall of Justice	D5020-Lighting and Branch Wiring	\$ 18,572	\$ 18,572	\$ -
6,919	San Diego	Hall of Justice	D5020-Lighting and Branch Wiring	\$ 46,487	\$ 18,706	\$ 27,781
6,920	Los Angeles	Van Nuys Courthouse East	D5020-Lighting and Branch Wiring	\$ 21,626	\$ 19,407	\$ 2,219
6,921	Riverside	Southwest Justice Center	D5020-Lighting and Branch Wiring	\$ 25,666	\$ 19,609	\$ 6,057
6,922	Los Angeles	Chatsworth Courthouse	D5020-Lighting and Branch Wiring	\$ 23,909	\$ 20,036	\$ 3,873
6,923	San Mateo	Central Branch	D5020-Lighting and Branch Wiring	\$ 20,237	\$ 20,237	\$ -
6,924	Santa Barbara	Santa Barbara Juvenile Court	D5020-Lighting and Branch Wiring	\$ 20,405	\$ 20,405	\$ -
6,925	San Joaquin	Lodi Branch- Dept. 2	D5020-Lighting and Branch Wiring	\$ 21,271	\$ 21,271	\$ -
6,926	Riverside	Larson Justice Center	D5020-Lighting and Branch Wiring	\$ 21,333	\$ 21,333	\$ -
6,927	Tulare	Visalia Superior Court	D5020-Lighting and Branch Wiring	\$ 21,451	\$ 21,451	\$ -
6,928	Santa Clara	Downtown Superior Court	D5020-Lighting and Branch Wiring	\$ 21,468	\$ 21,468	\$ -
6,929	Santa Clara	Hall of Justice (East)	D5020-Lighting and Branch Wiring	\$ 21,468	\$ 21,468	\$ -
6,930	Alameda	Hayward Hall of Justice	D5020-Lighting and Branch Wiring	\$ 24,477	\$ 21,613	\$ 2,864
6,931	Humboldt	Humboldt County Courthouse (Eureka)	D5020-Lighting and Branch Wiring	\$ 22,601	\$ 22,601	\$ -
6,932	Napa	Criminal Court Building	D5020-Lighting and Branch Wiring	\$ 22,618	\$ 22,618	\$ -
6,933	Orange	Harbor Justice Center-Newport Beach Facility	D5020-Lighting and Branch Wiring	\$ 23,296	\$ 23,296	\$ -

Line #	County	Facility Name	Project System Targeted for Renewal	Project Rough Order of Magnitude	Judicial Branch Share of Cost	County Share of Cost
6,934	Stanislaus	Modesto Main Courthouse	D5020-Lighting and Branch Wiring	\$ 26,162	\$ 26,107	\$ 55
6,935	Tulare	Visalia Superior Court	D5020-Lighting and Branch Wiring	\$ 26,813	\$ 26,813	\$ -
6,936	Los Angeles	Whittier Courthouse	D5020-Lighting and Branch Wiring	\$ 27,233	\$ 27,233	\$ -
6,937	Alameda	Hayward Hall of Justice	D5020-Lighting and Branch Wiring	\$ 28,176	\$ 28,176	\$ -
6,938	Los Angeles	Downey Courthouse	D5020-Lighting and Branch Wiring	\$ 28,495	\$ 28,495	\$ -
6,939	Ventura	Hall of Justice	D5020-Lighting and Branch Wiring	\$ 42,036	\$ 29,366	\$ 12,670
6,940	Santa Barbara	Santa Maria Courts, Bldg F	D5020-Lighting and Branch Wiring	\$ 30,645	\$ 30,645	\$ -
6,941	Los Angeles	Norwalk Courthouse	D5020-Lighting and Branch Wiring	\$ 37,465	\$ 31,856	\$ 5,609
6,942	Los Angeles	Glendale Courthouse	D5020-Lighting and Branch Wiring	\$ 36,529	\$ 33,073	\$ 3,456
6,943	Los Angeles	Parking Structure Lot 59- Whittier Admin CTR	D5020-Lighting and Branch Wiring	\$ 33,082	\$ 33,082	\$ -
6,944	Sacramento	Gordon Schaber Sacramento Superior Court	D5020-Lighting and Branch Wiring	\$ 34,058	\$ 34,058	\$ -
6,945	San Francisco	Polk St. Annex	D5020-Lighting and Branch Wiring	\$ 34,633	\$ 34,633	\$ -
6,946	San Diego	East County Regional Center	D5020-Lighting and Branch Wiring	\$ 39,037	\$ 39,037	\$ -
6,947	Santa Barbara	Figuroa Division	D5020-Lighting and Branch Wiring	\$ 40,426	\$ 40,426	\$ -
6,948	Los Angeles	Bellflower Courthouse	D5020-Lighting and Branch Wiring	\$ 41,897	\$ 41,897	\$ -
6,949	San Francisco	Civic Center Courthouse	D5020-Lighting and Branch Wiring	\$ 42,021	\$ 42,021	\$ -
6,950	Monterey	Marina Courthouse	D5020-Lighting and Branch Wiring	\$ 42,140	\$ 42,140	\$ -
6,951	Los Angeles	Michael D. Antonovich Antelope Valley Courthouse	D5020-Lighting and Branch Wiring	\$ 59,163	\$ 43,491	\$ 15,672
6,952	Orange	Harbor Justice Center-Newport Beach Facility	D5020-Lighting and Branch Wiring	\$ 44,522	\$ 44,522	\$ -
6,953	Los Angeles	Compton Courthouse	D5020-Lighting and Branch Wiring	\$ 44,739	\$ 44,739	\$ -
6,954	Los Angeles	Van Nuys Courthouse West	D5020-Lighting and Branch Wiring	\$ 55,916	\$ 45,001	\$ 10,915
6,955	Los Angeles	Pomona Courthouse South	D5020-Lighting and Branch Wiring	\$ 52,164	\$ 47,542	\$ 4,622
6,956	Sacramento	Gordon Schaber Sacramento Superior Court	D5020-Lighting and Branch Wiring	\$ 48,490	\$ 48,490	\$ -
6,957	Orange	Betty Lou Lamoreaux Justice Center	D5020-Lighting and Branch Wiring	\$ 49,730	\$ 49,730	\$ -
6,958	Fresno	Fresno County Courthouse	D5020-Lighting and Branch Wiring	\$ 52,650	\$ 52,650	\$ -
6,959	Sacramento	Gordon Schaber Sacramento Superior Court	D5020-Lighting and Branch Wiring	\$ 53,746	\$ 53,746	\$ -
6,960	Los Angeles	Norwalk Courthouse	D5020-Lighting and Branch Wiring	\$ 63,700	\$ 54,164	\$ 9,536
6,961	Kern	Bakersfield Superior Court	D5020-Lighting and Branch Wiring	\$ 55,614	\$ 55,614	\$ -
6,962	Santa Barbara	Santa Maria Juvenile Court (New)	D5020-Lighting and Branch Wiring	\$ 106,661	\$ 70,716	\$ 35,945
6,963	Santa Barbara	Santa Maria Courts, Bldgs. A + B	D5020-Lighting and Branch Wiring	\$ 81,854	\$ 81,854	\$ -



Line #	County	Facility Name	Project System Targeted for Renewal	Project Rough Order of Magnitude	Judicial Branch Share of Cost	County Share of Cost
6,964	Santa Cruz	Main Courthouse	D5020-Lighting and Branch Wiring	\$ 83,763	\$ 83,763	\$ -
6,965	Los Angeles	Inglewood Courthouse	D5020-Lighting and Branch Wiring	\$ 116,042	\$ 86,521	\$ 29,521
6,966	San Francisco	Polk St. Annex	D5020-Lighting and Branch Wiring	\$ 115,996	\$ 115,996	\$ -
6,967	Los Angeles	Van Nuys Courthouse East	D5020-Lighting and Branch Wiring	\$ 164,144	\$ 147,303	\$ 16,841
6,968	Santa Barbara	Santa Maria Courts Bldgs C + D	D5020-Lighting and Branch Wiring	\$ 278,982	\$ 152,603	\$ 126,379
6,969	Santa Barbara	Santa Maria Courts Bldgs C + D	D5020-Lighting and Branch Wiring	\$ 278,982	\$ 152,603	\$ 126,379
6,970	Los Angeles	Central Arraignment Courts	D5020-Lighting and Branch Wiring	\$ 189,063	\$ 170,592	\$ 18,471
6,971	Contra Costa	Jail Annex	D5020-Lighting and Branch Wiring	\$ 200,965	\$ 200,965	\$ -
6,972	Solano	Law And Justice Center	D5020-Lighting and Branch Wiring	\$ 1,990,873	\$ 252,244	\$ 1,738,629
6,973	Santa Barbara	Santa Maria Courts Bldgs C + D	D5020-Lighting and Branch Wiring	\$ 278,982	\$ 278,982	\$ -
6,974	Santa Barbara	Santa Maria Courts, Bldg G	D5020-Lighting and Branch Wiring	\$ 297,218	\$ 286,786	\$ 10,432
6,975	San Bernardino	Chino Courthouse	D5020-Lighting and Branch Wiring	\$ 442,162	\$ 442,162	\$ -
6,976	Contra Costa	Family Law Center	D5020-Lighting and Branch Wiring	\$ 474,342	\$ 474,342	\$ -
6,977	Riverside	Family Law Court	D5020-Lighting and Branch Wiring	\$ 507,112	\$ 507,112	\$ -
6,978	Los Angeles	Alhambra Courthouse	D5020-Lighting and Branch Wiring	\$ 595,581	\$ 512,200	\$ 83,381
6,979	Contra Costa	Bray Courts	D5020-Lighting and Branch Wiring	\$ 591,150	\$ 591,150	\$ -
6,980	Los Angeles	Clara Shortridge Foltz Criminal Justice Center	D5020-Lighting and Branch Wiring	\$ 952,637	\$ 655,319	\$ 297,318
6,981	Los Angeles	Clara Shortridge Foltz Criminal Justice Center	D5020-Lighting and Branch Wiring	\$ 952,637	\$ 655,319	\$ 297,318
6,982	Sacramento	Carol Miller Justice Center Court Facility	D5020-Lighting and Branch Wiring	\$ 955,520	\$ 934,021	\$ 21,499
6,983	Riverside	Hall of Justice	D5020-Lighting and Branch Wiring	\$ 1,122,204	\$ 1,122,204	\$ -
6,984	Riverside	Larson Justice Center	D5020-Lighting and Branch Wiring	\$ 1,327,100	\$ 1,292,463	\$ 34,637
6,985	Los Angeles	San Fernando Courthouse	D5020-Lighting and Branch Wiring	\$ 1,927,026	\$ 1,607,332	\$ 319,694
6,986	San Francisco	Civic Center Courthouse	D5020-Lighting and Branch Wiring	\$ 2,479,132	\$ 2,479,132	\$ -
6,987	Los Angeles	Metropolitan Courthouse	D5021-Branch Wiring Devices	\$ 5,430	\$ 5,134	\$ 296
6,988	San Diego	Kearny Mesa Traffic Court KM3 Trailer	D5021-Branch Wiring Devices	\$ 7,248	\$ 7,248	\$ -
6,989	San Diego	Department 9 Trailer	D5021-Branch Wiring Devices	\$ 10,873	\$ 8,113	\$ 2,760
6,990	San Diego	Kearny Mesa Traffic Court KM5 & KM6 Trailer	D5021-Branch Wiring Devices	\$ 8,459	\$ 8,459	\$ -
6,991	San Bernardino	Joshua Tree Courthouse	D5021-Branch Wiring Devices	\$ 30,677	\$ 10,378	\$ 20,299
6,992	Los Angeles	Pasadena Courthouse	D5021-Branch Wiring Devices	\$ 15,407	\$ 10,685	\$ 4,722
6,993	Riverside	Riverside Juvenile Justice Trailers	D5021-Branch Wiring Devices	\$ 11,044	\$ 11,044	\$ -
6,994	Los Angeles	Los Padrinos Juvenile Court	D5021-Branch Wiring Devices	\$ 42,480	\$ 12,455	\$ 30,025



Line #	County	Facility Name	Project System Targeted for Renewal	Project Rough Order of Magnitude	Judicial Branch Share of Cost	County Share of Cost
6,995	Los Angeles	Metropolitan Courthouse	D5021-Branch Wiring Devices	\$ 12,512	\$ 12,512	\$ -
6,996	San Diego	Trailer - Family Support	D5021-Branch Wiring Devices	\$ 13,256	\$ 13,256	\$ -
6,997	Los Angeles	Hall of Records	D5021-Branch Wiring Devices	\$ 125,357	\$ 13,275	\$ 112,082
6,998	Los Angeles	Metropolitan Courthouse	D5021-Branch Wiring Devices	\$ 14,372	\$ 13,587	\$ 785
6,999	Los Angeles	Metropolitan Courthouse	D5021-Branch Wiring Devices	\$ 13,649	\$ 13,649	\$ -
7,000	Los Angeles	Sylmar Juvenile Court	D5021-Branch Wiring Devices	\$ 51,557	\$ 17,689	\$ 33,868
7,001	El Dorado	Bldg. C	D5021-Branch Wiring Devices	\$ 87,015	\$ 18,012	\$ 69,003
7,002	San Luis Obispo	1070 Palm St.	D5021-Branch Wiring Devices	\$ 19,413	\$ 19,413	\$ -
7,003	El Dorado	Bldg. C	D5021-Branch Wiring Devices	\$ 115,493	\$ 23,907	\$ 91,586
7,004	San Bernardino	Joshua Tree Courthouse	D5021-Branch Wiring Devices	\$ 78,778	\$ 26,651	\$ 52,127
7,005	San Luis Obispo	Grover Beach Branch	D5021-Branch Wiring Devices	\$ 30,539	\$ 30,539	\$ -
7,006	San Bernardino	Fontana Courthouse	D5021-Branch Wiring Devices	\$ 39,732	\$ 33,029	\$ 6,703
7,007	Los Angeles	Santa Clarita Courthouse	D5021-Branch Wiring Devices	\$ 42,480	\$ 37,548	\$ 4,932
7,008	Kings	Avenal Court	D5021-Branch Wiring Devices	\$ 39,775	\$ 39,775	\$ -
7,009	San Diego	Kearny Mesa Traffic Court KM4 Trailer	D5021-Branch Wiring Devices	\$ 40,432	\$ 40,432	\$ -
7,010	Kings	Corcoran Court	D5021-Branch Wiring Devices	\$ 50,773	\$ 44,477	\$ 6,296
7,011	Kern	Taft Courts Bldg.	D5021-Branch Wiring Devices	\$ 47,350	\$ 47,350	\$ -
7,012	Los Angeles	Monrovia Training Center	D5021-Branch Wiring Devices	\$ 69,660	\$ 48,964	\$ 20,696
7,013	Santa Clara	Downtown Superior Court	D5021-Branch Wiring Devices	\$ 51,262	\$ 51,262	\$ -
7,014	Los Angeles	Malibu Courthouse	D5021-Branch Wiring Devices	\$ 142,985	\$ 54,306	\$ 88,679
7,015	San Bernardino	Joshua Tree Courthouse	D5021-Branch Wiring Devices	\$ 163,009	\$ 55,146	\$ 107,863
7,016	Riverside	Corona	D5021-Branch Wiring Devices	\$ 58,698	\$ 58,698	\$ -
7,017	Tulare	Tulare Division	D5021-Branch Wiring Devices	\$ 76,611	\$ 76,611	\$ -
7,018	San Luis Obispo	Courthouse Annex	D5021-Branch Wiring Devices	\$ 76,792	\$ 76,792	\$ -
7,019	El Dorado	Bldg. C	D5021-Branch Wiring Devices	\$ 376,696	\$ 77,976	\$ 298,720
7,020	San Bernardino	Barstow Courthouse	D5021-Branch Wiring Devices	\$ 79,464	\$ 79,464	\$ -
7,021	Tulare	Visalia Superior Court	D5021-Branch Wiring Devices	\$ 247,949	\$ 80,162	\$ 167,787
7,022	Tulare	Visalia Superior Court	D5021-Branch Wiring Devices	\$ 247,949	\$ 80,162	\$ 167,787
7,023	San Diego	Department 10 Trailer	D5021-Branch Wiring Devices	\$ 85,032	\$ 85,032	\$ -
7,024	Kern	Delano/North Kern Court	D5021-Branch Wiring Devices	\$ 111,399	\$ 89,832	\$ 21,567
7,025	Los Angeles	Downey Courthouse	D5021-Branch Wiring Devices	\$ 107,547	\$ 90,017	\$ 17,530
7,026	San Diego	Trailer - Storage A	D5021-Branch Wiring Devices	\$ 90,807	\$ 90,807	\$ -
7,027	Riverside	Corona	D5021-Branch Wiring Devices	\$ 93,326	\$ 93,326	\$ -
7,028	Riverside	Palm Springs Courts	D5021-Branch Wiring Devices	\$ 97,099	\$ 97,099	\$ -
7,029	Riverside	Corona	D5021-Branch Wiring Devices	\$ 100,703	\$ 100,703	\$ -

Line #	County	Facility Name	Project System Targeted for Renewal	Project Rough Order of Magnitude	Judicial Branch Share of Cost	County Share of Cost
7,030	San Diego	Trailer - Dept 35	D5021-Branch Wiring Devices	\$ 102,943	\$ 102,943	\$ -
7,031	Sonoma	Main Adult Detention Facility	D5021-Branch Wiring Devices	\$ 2,536,582	\$ 104,000	\$ 2,432,582
7,032	Los Angeles	Beverly Hills Courthouse	D5021-Branch Wiring Devices	\$ 131,559	\$ 104,616	\$ 26,943
7,033	Orange	Civil Complex Center ("CXC")	D5021-Branch Wiring Devices	\$ 106,227	\$ 106,227	\$ -
7,034	Los Angeles	Inglewood Courthouse	D5021-Branch Wiring Devices	\$ 145,411	\$ 108,418	\$ 36,993
7,035	Kern	Bakersfield Justice Bldg.	D5021-Branch Wiring Devices	\$ 110,088	\$ 110,088	\$ -
7,036	Contra Costa	Jail Annex	D5021-Branch Wiring Devices	\$ 117,496	\$ 117,496	\$ -
7,037	Los Angeles	Eastlake Juvenile Court	D5021-Branch Wiring Devices	\$ 214,910	\$ 117,728	\$ 97,182
7,038	El Dorado	Johnson Bldg.	D5021-Branch Wiring Devices	\$ 121,350	\$ 121,350	\$ -
7,039	Los Angeles	Downey Courthouse	D5021-Branch Wiring Devices	\$ 146,019	\$ 122,218	\$ 23,801
7,040	Los Angeles	Van Nuys Courthouse West	D5021-Branch Wiring Devices	\$ 158,246	\$ 127,356	\$ 30,890
7,041	El Dorado	Cameron Park	D5021-Branch Wiring Devices	\$ 130,306	\$ 130,306	\$ -
7,042	Orange	Harbor Justice Center-Newport Beach Facility	D5021-Branch Wiring Devices	\$ 155,098	\$ 130,779	\$ 24,319
7,043	Los Angeles	Pomona Courthouse South	D5021-Branch Wiring Devices	\$ 131,155	\$ 131,155	\$ -
7,044	Ventura	East County Courthouse	D5021-Branch Wiring Devices	\$ 212,675	\$ 131,327	\$ 81,348
7,045	Ventura	East County Courthouse	D5021-Branch Wiring Devices	\$ 223,621	\$ 138,086	\$ 85,535
7,046	Kern	Shafter/Wasco Courts Bldg.	D5021-Branch Wiring Devices	\$ 154,453	\$ 138,930	\$ 15,523
7,047	Riverside	Riverside Juvenile Court	D5021-Branch Wiring Devices	\$ 282,047	\$ 139,162	\$ 142,885
7,048	San Diego	Trailer - Dept 34	D5021-Branch Wiring Devices	\$ 143,786	\$ 143,786	\$ -
7,049	Butte	Butte County Courthouse	D5021-Branch Wiring Devices	\$ 145,069	\$ 145,069	\$ -
7,050	Kern	Arvin/ Lamont Branch	D5021-Branch Wiring Devices	\$ 244,762	\$ 149,085	\$ 95,677
7,051	San Mateo	Northern Branch Courthouse	D5021-Branch Wiring Devices	\$ 150,125	\$ 150,125	\$ -
7,052	Fresno	Fresno County Courthouse	D5021-Branch Wiring Devices	\$ 151,087	\$ 151,087	\$ -
7,053	San Bernardino	Barstow Courthouse	D5021-Branch Wiring Devices	\$ 152,571	\$ 152,571	\$ -
7,054	Del Norte	Del Norte County Superior Court	D5021-Branch Wiring Devices	\$ 249,272	\$ 152,729	\$ 96,543
7,055	Ventura	East County Courthouse	D5021-Branch Wiring Devices	\$ 252,857	\$ 156,139	\$ 96,718
7,056	San Mateo	Northern Branch Courthouse	D5021-Branch Wiring Devices	\$ 158,773	\$ 158,773	\$ -
7,057	Imperial	Imperial County Courthouse	D5021-Branch Wiring Devices	\$ 161,974	\$ 161,974	\$ -
7,058	Los Angeles	Inglewood Courthouse	D5021-Branch Wiring Devices	\$ 222,394	\$ 165,817	\$ 56,577
7,059	Los Angeles	Inglewood Juvenile Court	D5021-Branch Wiring Devices	\$ 167,428	\$ 167,428	\$ -
7,060	Los Angeles	Burbank Courthouse	D5021-Branch Wiring Devices	\$ 186,611	\$ 169,368	\$ 17,243
7,061	Santa Clara	Hall of Justice (West)	D5021-Branch Wiring Devices	\$ 170,874	\$ 170,874	\$ -
7,062	Los Angeles	Alfred J. McCourtney Juvenile Justice Center	D5021-Branch Wiring Devices	\$ 259,338	\$ 179,073	\$ 80,265
7,063	Los Angeles	Glendale Courthouse	D5021-Branch Wiring Devices	\$ 197,854	\$ 179,137	\$ 18,717



Line #	County	Facility Name	Project System Targeted for Renewal	Project Rough Order of Magnitude	Judicial Branch Share of Cost	County Share of Cost
7,064	San Luis Obispo	Courthouse Annex	D5021-Branch Wiring Devices	\$ 186,206	\$ 186,206	\$ -
7,065	Riverside	Palm Springs Courts	D5021-Branch Wiring Devices	\$ 195,678	\$ 195,678	\$ -
7,066	San Bernardino	Fontana Courthouse	D5021-Branch Wiring Devices	\$ 198,660	\$ 198,660	\$ -
7,067	Orange	North Justice Center	D5021-Branch Wiring Devices	\$ 220,806	\$ 199,410	\$ 21,396
7,068	Los Angeles	Hollywood Courthouse	D5021-Branch Wiring Devices	\$ 250,400	\$ 228,089	\$ 22,311
7,069	Orange	Harbor Justice Center-Newport Beach Facility	D5021-Branch Wiring Devices	\$ 240,032	\$ 240,032	\$ -
7,070	Contra Costa	Walnut Creek Courthouse	D5021-Branch Wiring Devices	\$ 263,883	\$ 263,883	\$ -
7,071	Santa Barbara	Santa Barbara County Courthouse	D5021-Branch Wiring Devices	\$ 264,541	\$ 264,541	\$ -
7,072	Tulare	Visalia Superior Court	D5021-Branch Wiring Devices	\$ 277,424	\$ 277,424	\$ -
7,073	Alameda	George E. McDonald Hall of Justice	D5021-Branch Wiring Devices	\$ 279,118	\$ 279,118	\$ -
7,074	San Luis Obispo	Courthouse Annex	D5021-Branch Wiring Devices	\$ 287,994	\$ 287,994	\$ -
7,075	Los Angeles	Parking Structure Lot 59- Whittier Admin CTR	D5021-Branch Wiring Devices	\$ 295,673	\$ 295,673	\$ -
7,076	San Diego	Kearny Mesa Court	D5021-Branch Wiring Devices	\$ 300,446	\$ 300,446	\$ -
7,077	San Luis Obispo	Courthouse Annex	D5021-Branch Wiring Devices	\$ 312,537	\$ 312,537	\$ -
7,078	Santa Barbara	Santa Barbara County Courthouse	D5021-Branch Wiring Devices	\$ 313,878	\$ 313,878	\$ -
7,079	Solano	Solano Justice Building	D5021-Branch Wiring Devices	\$ 314,552	\$ 314,552	\$ -
7,080	Imperial	Imperial County Courthouse	D5021-Branch Wiring Devices	\$ 323,947	\$ 323,947	\$ -
7,081	Los Angeles	West Covina Courthouse	D5021-Branch Wiring Devices	\$ 330,059	\$ 330,059	\$ -
7,082	San Diego	Juvenile Court	D5021-Branch Wiring Devices	\$ 338,927	\$ 338,927	\$ -
7,083	San Bernardino	Barstow Courthouse	D5021-Branch Wiring Devices	\$ 341,698	\$ 341,698	\$ -
7,084	Orange	North Justice Center	D5021-Branch Wiring Devices	\$ 379,910	\$ 343,097	\$ 36,813
7,085	Los Angeles	Pomona Courthouse South	D5021-Branch Wiring Devices	\$ 349,747	\$ 349,747	\$ -
7,086	San Bernardino	Victorville Courthouse-Dept. N-1	D5021-Branch Wiring Devices	\$ 366,170	\$ 366,170	\$ -
7,087	Los Angeles	Beverly Hills Courthouse	D5021-Branch Wiring Devices	\$ 460,905	\$ 366,512	\$ 94,393
7,088	Los Angeles	El Monte Courthouse	D5021-Branch Wiring Devices	\$ 632,446	\$ 367,578	\$ 264,868
7,089	Orange	West Justice Center	D5021-Branch Wiring Devices	\$ 369,871	\$ 369,871	\$ -
7,090	Santa Clara	Santa Clara Courthouse	D5021-Branch Wiring Devices	\$ 382,291	\$ 382,291	\$ -
7,091	Los Angeles	Pomona Courthouse North	D5021-Branch Wiring Devices	\$ 413,288	\$ 397,790	\$ 15,498
7,092	Los Angeles	Central Arraignment Courts	D5021-Branch Wiring Devices	\$ 451,862	\$ 407,715	\$ 44,147
7,093	San Diego	East County Regional Center	D5021-Branch Wiring Devices	\$ 423,017	\$ 423,017	\$ -
7,094	San Diego	North County Regional Center - North	D5021-Branch Wiring Devices	\$ 436,440	\$ 436,440	\$ -
7,095	Kern	Bakersfield Juvenile Center	D5021-Branch Wiring Devices	\$ 695,058	\$ 464,021	\$ 231,037
7,096	San Mateo	Hall of Justice	D5021-Branch Wiring Devices	\$ 467,369	\$ 467,369	\$ -



Line #	County	Facility Name	Project System Targeted for Renewal	Project Rough Order of Magnitude	Judicial Branch Share of Cost	County Share of Cost
7,097	Santa Barbara	Santa Barbara County Courthouse	D5021-Branch Wiring Devices	\$ 469,855	\$ 469,855	\$ -
7,098	Contra Costa	Jail Annex	D5021-Branch Wiring Devices	\$ 482,153	\$ 482,153	\$ -
7,099	Kern	Bakersfield Justice Bldg.	D5021-Branch Wiring Devices	\$ 495,396	\$ 495,396	\$ -
7,100	San Diego	North County Regional Center - North	D5021-Branch Wiring Devices	\$ 500,401	\$ 500,401	\$ -
7,101	Kern	Bakersfield Justice Bldg.	D5021-Branch Wiring Devices	\$ 502,001	\$ 502,001	\$ -
7,102	Humboldt	Humboldt County Courthouse (Eureka)	D5021-Branch Wiring Devices	\$ 510,840	\$ 510,840	\$ -
7,103	San Bernardino	San Bernardino Courthouse - Annex	D5021-Branch Wiring Devices	\$ 516,582	\$ 516,582	\$ -
7,104	Los Angeles	East Los Angeles Courthouse	D5021-Branch Wiring Devices	\$ 704,807	\$ 547,776	\$ 157,031
7,105	Los Angeles	Santa Monica Courthouse	D5021-Branch Wiring Devices	\$ 733,672	\$ 575,859	\$ 157,813
7,106	Los Angeles	Downey Courthouse	D5021-Branch Wiring Devices	\$ 718,731	\$ 601,578	\$ 117,153
7,107	Santa Clara	Hall of Justice (West)	D5021-Branch Wiring Devices	\$ 624,374	\$ 624,374	\$ -
7,108	San Diego	East County Regional Center	D5021-Branch Wiring Devices	\$ 628,725	\$ 628,725	\$ -
7,109	Los Angeles	Bellflower Courthouse	D5021-Branch Wiring Devices	\$ 812,254	\$ 633,071	\$ 179,183
7,110	Los Angeles	Pasadena Courthouse	D5021-Branch Wiring Devices	\$ 913,984	\$ 633,848	\$ 280,136
7,111	Los Angeles	Alhambra Courthouse	D5021-Branch Wiring Devices	\$ 740,964	\$ 637,229	\$ 103,735
7,112	Los Angeles	Inglewood Courthouse	D5021-Branch Wiring Devices	\$ 855,360	\$ 637,756	\$ 217,604
7,113	Ventura	Hall of Justice	D5021-Branch Wiring Devices	\$ 648,704	\$ 648,704	\$ -
7,114	Los Angeles	Torrance Courthouse	D5021-Branch Wiring Devices	\$ 718,297	\$ 649,556	\$ 68,741
7,115	Tulare	Visalia Superior Court	D5021-Branch Wiring Devices	\$ 660,993	\$ 660,993	\$ -
7,116	Los Angeles	West Covina Courthouse	D5021-Branch Wiring Devices	\$ 668,473	\$ 668,473	\$ -
7,117	Solano	Hall of Justice	D5021-Branch Wiring Devices	\$ 942,265	\$ 686,157	\$ 256,108
7,118	Los Angeles	Metropolitan Courthouse	D5021-Branch Wiring Devices	\$ 733,672	\$ 693,614	\$ 40,058
7,119	San Diego	East County Regional Center	D5021-Branch Wiring Devices	\$ 710,414	\$ 710,414	\$ -
7,120	Los Angeles	Stanley Mosk Courthouse	D5021-Branch Wiring Devices	\$ 733,672	\$ 713,569	\$ 20,103
7,121	San Diego	South County Regional Center	D5021-Branch Wiring Devices	\$ 724,838	\$ 724,838	\$ -
7,122	Orange	Betty Lou Lamoreaux Justice Center	D5021-Branch Wiring Devices	\$ 918,311	\$ 734,190	\$ 184,121
7,123	Los Angeles	Whittier Courthouse	D5021-Branch Wiring Devices	\$ 734,443	\$ 734,443	\$ -
7,124	Ventura	Hall of Justice	D5021-Branch Wiring Devices	\$ 757,193	\$ 757,193	\$ -
7,125	Los Angeles	Van Nuys Courthouse East	D5021-Branch Wiring Devices	\$ 895,935	\$ 804,012	\$ 91,923
7,126	Los Angeles	Edmund D. Edelman Children's Court	D5021-Branch Wiring Devices	\$ 1,290,698	\$ 903,360	\$ 387,338
7,127	San Francisco	Hall of Justice	D5021-Branch Wiring Devices	\$ 1,027,119	\$ 1,027,119	\$ -
7,128	Los Angeles	Norwalk Courthouse	D5021-Branch Wiring Devices	\$ 1,389,202	\$ 1,181,238	\$ 207,964
7,129	Los Angeles	Compton Courthouse	D5021-Branch Wiring Devices	\$ 1,197,565	\$ 1,197,565	\$ -
7,130	Los Angeles	Pomona Courthouse South	D5021-Branch Wiring Devices	\$ 1,215,372	\$ 1,215,372	\$ -



Line #	County	Facility Name	Project System Targeted for Renewal	Project Rough Order of Magnitude	Judicial Branch Share of Cost	County Share of Cost
7,131	Los Angeles	Van Nuys Courthouse West	D5021-Branch Wiring Devices	\$ 1,518,960	\$ 1,222,459	\$ 296,501
7,132	Alameda	Fremont Hall of Justice	D5021-Branch Wiring Devices	\$ 1,339,982	\$ 1,339,982	\$ -
7,133	Fresno	Fresno County Courthouse	D5021-Branch Wiring Devices	\$ 1,362,020	\$ 1,362,020	\$ -
7,134	Santa Clara	Downtown Superior Court	D5021-Branch Wiring Devices	\$ 1,384,136	\$ 1,384,136	\$ -
7,135	Los Angeles	Compton Courthouse	D5021-Branch Wiring Devices	\$ 1,412,751	\$ 1,412,751	\$ -
7,136	Los Angeles	Compton Courthouse	D5021-Branch Wiring Devices	\$ 1,451,660	\$ 1,451,660	\$ -
7,137	Kern	Bakersfield Superior Court	D5021-Branch Wiring Devices	\$ 1,585,267	\$ 1,585,267	\$ -
7,138	Ventura	Hall of Justice	D5021-Branch Wiring Devices	\$ 1,612,998	\$ 1,612,998	\$ -
7,139	Sacramento	Gordon Schaber Sacramento Superior Court	D5021-Branch Wiring Devices	\$ 1,640,787	\$ 1,640,787	\$ -
7,140	Alameda	Wiley W. Manuel Courthouse	D5021-Branch Wiring Devices	\$ 2,116,730	\$ 1,773,820	\$ 342,910
7,141	Alameda	Hayward Hall of Justice	D5021-Branch Wiring Devices	\$ 1,995,235	\$ 1,995,235	\$ -
7,142	Los Angeles	Clara Shortridge Foltz Criminal Justice Center	D5021-Branch Wiring Devices	\$ 7,434,066	\$ 5,113,894	\$ 2,320,172
7,143	Los Angeles	Hall of Records	D5022-Lighting Equipment	\$ 23,039	\$ 2,440	\$ 20,599
7,144	Los Angeles	Monrovia Training Center	D5022-Lighting Equipment	\$ 3,896	\$ 2,738	\$ 1,158
7,145	Riverside	Blythe Courthouse - Superior Court	D5022-Lighting Equipment	\$ 3,017	\$ 3,017	\$ -
7,146	Los Angeles	Eastlake Juvenile Court	D5022-Lighting Equipment	\$ 8,060	\$ 4,415	\$ 3,645
7,147	Los Angeles	Monrovia Training Center	D5022-Lighting Equipment	\$ 10,217	\$ 7,182	\$ 3,035
7,148	Los Angeles	David M. Kenyon Juvenile Justice Center	D5022-Lighting Equipment	\$ 18,826	\$ 7,655	\$ 11,171
7,149	Los Angeles	Santa Clarita Courthouse	D5022-Lighting Equipment	\$ 9,570	\$ 8,459	\$ 1,111
7,150	Los Angeles	Eastlake Juvenile Court	D5022-Lighting Equipment	\$ 17,076	\$ 9,354	\$ 7,722
7,151	Riverside	Riverside Juvenile Justice Trailers	D5022-Lighting Equipment	\$ 9,654	\$ 9,654	\$ -
7,152	Los Angeles	Monrovia Training Center	D5022-Lighting Equipment	\$ 14,046	\$ 9,873	\$ 4,173
7,153	Santa Barbara	Santa Barbara Court Trailer	D5022-Lighting Equipment	\$ 20,405	\$ 10,203	\$ 10,203
7,154	Kings	Corcoran Court	D5022-Lighting Equipment	\$ 11,086	\$ 11,086	\$ -
7,155	Los Angeles	Airport Courthouse	D5022-Lighting Equipment	\$ 14,476	\$ 11,171	\$ 3,305
7,156	San Diego	North County Regional Center - North	D5022-Lighting Equipment	\$ 12,720	\$ 12,720	\$ -
7,157	Los Angeles	Los Padrinos Juvenile Court	D5022-Lighting Equipment	\$ 45,900	\$ 13,458	\$ 32,442
7,158	Los Angeles	Burbank Courthouse	D5022-Lighting Equipment	\$ 15,648	\$ 14,202	\$ 1,446
7,159	Los Angeles	Pasadena Courthouse	D5022-Lighting Equipment	\$ 22,048	\$ 15,290	\$ 6,758
7,160	Riverside	Blythe Courthouse - Superior Court	D5022-Lighting Equipment	\$ 16,426	\$ 16,426	\$ -
7,161	Los Angeles	Metropolitan Courthouse	D5022-Lighting Equipment	\$ 17,392	\$ 16,442	\$ 950
7,162	Los Angeles	Hall of Records	D5022-Lighting Equipment	\$ 160,540	\$ 17,001	\$ 143,539



Line #	County	Facility Name	Project System Targeted for Renewal	Project Rough Order of Magnitude	Judicial Branch Share of Cost	County Share of Cost
7,163	San Luis Obispo	1070 Palm St.	D5022-Lighting Equipment	\$ 17,667	\$ 17,667	\$ -
7,164	Los Angeles	Edmund D. Edelman Children's Court	D5022-Lighting Equipment	\$ 25,388	\$ 17,769	\$ 7,619
7,165	El Dorado	Bldg. C	D5022-Lighting Equipment	\$ 106,704	\$ 22,088	\$ 84,616
7,166	Siskiyou	Siskiyou County Courthouse	D5022-Lighting Equipment	\$ 69,253	\$ 23,290	\$ 45,963
7,167	Los Angeles	Torrance Courthouse	D5022-Lighting Equipment	\$ 27,183	\$ 24,582	\$ 2,601
7,168	Los Angeles	Sylmar Juvenile Court	D5022-Lighting Equipment	\$ 74,280	\$ 25,485	\$ 48,795
7,169	Los Angeles	Alfred J. McCourtney Juvenile Justice Center	D5022-Lighting Equipment	\$ 36,970	\$ 25,528	\$ 11,442
7,170	Kings	Avenal Court	D5022-Lighting Equipment	\$ 45,068	\$ 26,144	\$ 18,924
7,171	San Luis Obispo	Grover Beach Branch	D5022-Lighting Equipment	\$ 26,696	\$ 26,696	\$ -
7,172	Los Angeles	El Monte Courthouse	D5022-Lighting Equipment	\$ 46,314	\$ 26,918	\$ 19,396
7,173	Los Angeles	Beverly Hills Courthouse	D5022-Lighting Equipment	\$ 33,867	\$ 26,931	\$ 6,936
7,174	El Dorado	Bldg. C	D5022-Lighting Equipment	\$ 141,624	\$ 29,316	\$ 112,308
7,175	Los Angeles	Santa Monica Courthouse	D5022-Lighting Equipment	\$ 41,623	\$ 32,670	\$ 8,953
7,176	Los Angeles	Stanley Mosk Courthouse	D5022-Lighting Equipment	\$ 35,984	\$ 34,998	\$ 986
7,177	Lake	Lakeport Court Facility	D5022-Lighting Equipment	\$ 117,094	\$ 35,128	\$ 81,966
7,178	Solano	Solano Justice Building	D5022-Lighting Equipment	\$ 35,681	\$ 35,681	\$ -
7,179	Riverside	Palm Springs Courts	D5022-Lighting Equipment	\$ 88,457	\$ 35,922	\$ 52,535
7,180	Nevada	Nevada City Courthouse Annex	D5022-Lighting Equipment	\$ 89,907	\$ 38,399	\$ 51,508
7,181	Kern	Taft Courts Bldg.	D5022-Lighting Equipment	\$ 41,563	\$ 41,563	\$ -
7,182	El Dorado	Cameron Park	D5022-Lighting Equipment	\$ 44,826	\$ 44,826	\$ -
7,183	Tulare	Tulare Division	D5022-Lighting Equipment	\$ 67,047	\$ 46,933	\$ 20,114
7,184	San Diego	South County Regional Center	D5022-Lighting Equipment	\$ 132,499	\$ 47,488	\$ 85,011
7,185	Los Angeles	Edmund D. Edelman Children's Court	D5022-Lighting Equipment	\$ 70,234	\$ 49,157	\$ 21,077
7,186	Kern	Bakersfield Justice Bldg.	D5022-Lighting Equipment	\$ 96,522	\$ 49,303	\$ 47,219
7,187	Los Angeles	Clara Shortridge Foltz Criminal Justice Center	D5022-Lighting Equipment	\$ 76,091	\$ 52,343	\$ 23,748
7,188	Kings	Corcoran Court	D5022-Lighting Equipment	\$ 59,927	\$ 52,496	\$ 7,431
7,189	Riverside	Blythe Courthouse - Superior Court	D5022-Lighting Equipment	\$ 54,305	\$ 54,305	\$ -
7,190	Los Angeles	Chatsworth Courthouse	D5022-Lighting Equipment	\$ 72,965	\$ 61,145	\$ 11,820
7,191	Orange	North Justice Center	D5022-Lighting Equipment	\$ 68,275	\$ 61,659	\$ 6,616
7,192	Los Angeles	Malibu Courthouse	D5022-Lighting Equipment	\$ 173,086	\$ 65,738	\$ 107,348
7,193	Riverside	Palm Springs Courts	D5022-Lighting Equipment	\$ 164,274	\$ 66,712	\$ 97,562
7,194	San Diego	North County Regional Center - Annex	D5022-Lighting Equipment	\$ 71,159	\$ 71,159	\$ -
7,195	Solano	Hall of Justice	D5022-Lighting Equipment	\$ 71,363	\$ 71,363	\$ -



Line #	County	Facility Name	Project System Targeted for Renewal	Project Rough Order of Magnitude	Judicial Branch Share of Cost	County Share of Cost
7,196	Santa Barbara	Santa Barbara Jury Assembly Bldg.	D5022-Lighting Equipment	\$ 78,034	\$ 78,034	\$ -
7,197	Kern	Delano/North Kern Court	D5022-Lighting Equipment	\$ 97,783	\$ 78,852	\$ 18,931
7,198	San Diego	South County Regional Center	D5022-Lighting Equipment	\$ 231,873	\$ 83,103	\$ 148,770
7,199	San Bernardino	Victorville Courthouse-Dept. N-1	D5022-Lighting Equipment	\$ 131,679	\$ 84,604	\$ 47,075
7,200	Nevada	Nevada City Courthouse Annex	D5022-Lighting Equipment	\$ 204,322	\$ 87,266	\$ 117,056
7,201	Stanislaus	Hall of Records	D5022-Lighting Equipment	\$ 187,245	\$ 87,574	\$ 99,671
7,202	Stanislaus	Modesto Main Courthouse	D5022-Lighting Equipment	\$ 91,316	\$ 91,124	\$ 192
7,203	El Dorado	Bldg. C	D5022-Lighting Equipment	\$ 461,927	\$ 95,619	\$ 366,308
7,204	Kern	Bakersfield Juvenile Center	D5022-Lighting Equipment	\$ 144,783	\$ 96,657	\$ 48,126
7,205	Los Angeles	Downey Courthouse	D5022-Lighting Equipment	\$ 97,623	\$ 97,623	\$ -
7,206	Los Angeles	Inglewood Courthouse	D5022-Lighting Equipment	\$ 132,176	\$ 98,550	\$ 33,626
7,207	Los Angeles	Pomona Courthouse South	D5022-Lighting Equipment	\$ 119,052	\$ 108,504	\$ 10,548
7,208	Los Angeles	Hollywood Courthouse	D5022-Lighting Equipment	\$ 127,388	\$ 116,038	\$ 11,350
7,209	Los Angeles	Inglewood Juvenile Court	D5022-Lighting Equipment	\$ 146,102	\$ 118,021	\$ 28,081
7,210	San Bernardino	Victorville Courthouse-Dept. N-1	D5022-Lighting Equipment	\$ 186,430	\$ 119,781	\$ 66,649
7,211	Kern	Shafter/Wasco Courts Bldg.	D5022-Lighting Equipment	\$ 135,420	\$ 121,810	\$ 13,610
7,212	Los Angeles	Eastlake Juvenile Court	D5022-Lighting Equipment	\$ 227,885	\$ 124,835	\$ 103,050
7,213	Riverside	Riverside Juvenile Court	D5022-Lighting Equipment	\$ 256,835	\$ 126,722	\$ 130,113
7,214	Los Angeles	Airport Courthouse	D5022-Lighting Equipment	\$ 165,910	\$ 128,033	\$ 37,877
7,215	San Mateo	Central Branch	D5022-Lighting Equipment	\$ 128,501	\$ 128,501	\$ -
7,216	Los Angeles	Metropolitan Courthouse	D5022-Lighting Equipment	\$ 138,871	\$ 131,289	\$ 7,582
7,217	Los Angeles	Downey Courthouse	D5022-Lighting Equipment	\$ 132,544	\$ 132,544	\$ -
7,218	Kern	Bakersfield Juvenile Center	D5022-Lighting Equipment	\$ 201,087	\$ 134,246	\$ 66,841
7,219	Santa Cruz	Main Courthouse	D5022-Lighting Equipment	\$ 138,503	\$ 137,270	\$ 1,233
7,220	Los Angeles	Inglewood Courthouse	D5022-Lighting Equipment	\$ 202,152	\$ 150,725	\$ 51,427
7,221	Los Angeles	Metropolitan Courthouse	D5022-Lighting Equipment	\$ 179,306	\$ 169,516	\$ 9,790
7,222	Los Angeles	Santa Monica Courthouse	D5022-Lighting Equipment	\$ 235,555	\$ 184,887	\$ 50,668
7,223	San Diego	Hall of Justice	D5022-Lighting Equipment	\$ 463,747	\$ 186,612	\$ 277,135
7,224	Solano	Solano Justice Building	D5022-Lighting Equipment	\$ 245,837	\$ 187,082	\$ 58,755
7,225	San Bernardino	Barstow Courthouse	D5022-Lighting Equipment	\$ 247,432	\$ 192,824	\$ 54,608
7,226	Los Angeles	Michael D. Antonovich Antelope Valley Courthouse	D5022-Lighting Equipment	\$ 262,428	\$ 192,911	\$ 69,517
7,227	Kern	Bakersfield Juvenile Center	D5022-Lighting Equipment	\$ 289,566	\$ 193,314	\$ 96,252
7,228	Los Angeles	Burbank Courthouse	D5022-Lighting Equipment	\$ 218,118	\$ 197,964	\$ 20,154
7,229	San Francisco	Hall of Justice	D5022-Lighting Equipment	\$ 890,029	\$ 207,021	\$ 683,008
7,230	Los Angeles	Santa Monica Courthouse	D5022-Lighting Equipment	\$ 270,679	\$ 212,456	\$ 58,223



Line #	County	Facility Name	Project System Targeted for Renewal	Project Rough Order of Magnitude	Judicial Branch Share of Cost	County Share of Cost
7,231	Los Angeles	Santa Clarita Courthouse	D5022-Lighting Equipment	\$ 241,441	\$ 213,410	\$ 28,031
7,232	San Mateo	Hall of Justice	D5022-Lighting Equipment	\$ 404,989	\$ 213,429	\$ 191,560
7,233	Kern	Arvin/ Lamont Branch	D5022-Lighting Equipment	\$ 214,601	\$ 214,601	\$ -
7,234	San Bernardino	Victorville Courthouse-Dept. N-1	D5022-Lighting Equipment	\$ 335,297	\$ 215,428	\$ 119,869
7,235	Los Angeles	Glendale Courthouse	D5022-Lighting Equipment	\$ 239,506	\$ 216,849	\$ 22,657
7,236	Del Norte	Del Norte County Superior Court	D5022-Lighting Equipment	\$ 217,336	\$ 217,336	\$ -
7,237	Orange	Civil Complex Center ("CXC")	D5022-Lighting Equipment	\$ 218,872	\$ 218,872	\$ -
7,238	San Mateo	Northern Branch Courthouse	D5022-Lighting Equipment	\$ 267,669	\$ 222,727	\$ 44,942
7,239	Los Angeles	Stanley Mosk Courthouse	D5022-Lighting Equipment	\$ 235,555	\$ 229,101	\$ 6,454
7,240	Kern	Bakersfield Justice Bldg.	D5022-Lighting Equipment	\$ 450,436	\$ 230,083	\$ 220,353
7,241	Kern	Bakersfield Justice Bldg.	D5022-Lighting Equipment	\$ 450,436	\$ 230,083	\$ 220,353
7,242	San Diego	North County Regional Center - North	D5022-Lighting Equipment	\$ 231,873	\$ 231,873	\$ -
7,243	San Diego	South County Regional Center	D5022-Lighting Equipment	\$ 662,495	\$ 237,438	\$ 425,057
7,244	Alameda	George E. McDonald Hall of Justice	D5022-Lighting Equipment	\$ 242,639	\$ 242,639	\$ -
7,245	Los Angeles	Burbank Courthouse	D5022-Lighting Equipment	\$ 271,507	\$ 246,420	\$ 25,087
7,246	San Diego	Hall of Justice	D5022-Lighting Equipment	\$ 612,484	\$ 246,464	\$ 366,020
7,247	Sonoma	Hall of Justice	D5022-Lighting Equipment	\$ 439,474	\$ 261,048	\$ 178,426
7,248	Kern	Bakersfield Superior Court	D5022-Lighting Equipment	\$ 418,262	\$ 261,414	\$ 156,848
7,249	Kern	Bakersfield Superior Court	D5022-Lighting Equipment	\$ 418,262	\$ 261,414	\$ 156,848
7,250	Los Angeles	Stanley Mosk Courthouse	D5022-Lighting Equipment	\$ 270,679	\$ 263,262	\$ 7,417
7,251	Solano	Solano Justice Building	D5022-Lighting Equipment	\$ 354,006	\$ 269,399	\$ 84,607
7,252	Los Angeles	Pomona Courthouse South	D5022-Lighting Equipment	\$ 317,472	\$ 289,344	\$ 28,128
7,253	Los Angeles	Central Arraignment Courts	D5022-Lighting Equipment	\$ 323,734	\$ 292,105	\$ 31,629
7,254	Solano	Hall of Justice	D5022-Lighting Equipment	\$ 413,658	\$ 301,226	\$ 112,432
7,255	Santa Clara	Historic Courthouse	D5022-Lighting Equipment	\$ 302,393	\$ 302,393	\$ -
7,256	Los Angeles	Santa Monica Courthouse	D5022-Lighting Equipment	\$ 392,615	\$ 308,164	\$ 84,451
7,257	Los Angeles	Alhambra Courthouse	D5022-Lighting Equipment	\$ 362,399	\$ 311,663	\$ 50,736
7,258	Stanislaus	Modesto Main Courthouse	D5022-Lighting Equipment	\$ 315,461	\$ 314,799	\$ 662
7,259	Los Angeles	Beverly Hills Courthouse	D5022-Lighting Equipment	\$ 397,624	\$ 316,191	\$ 81,433
7,260	San Diego	Hall of Justice	D5022-Lighting Equipment	\$ 808,244	\$ 325,237	\$ 483,007
7,261	Shasta	Main Courthouse	D5022-Lighting Equipment	\$ 500,033	\$ 348,573	\$ 151,460
7,262	Los Angeles	Pomona Courthouse North	D5022-Lighting Equipment	\$ 375,149	\$ 361,081	\$ 14,068
7,263	Sacramento	Gordon Schaber Sacramento Superior Court	D5022-Lighting Equipment	\$ 374,614	\$ 374,614	\$ -
7,264	Los Angeles	Stanley Mosk Courthouse	D5022-Lighting Equipment	\$ 392,615	\$ 381,857	\$ 10,758



Line #	County	Facility Name	Project System Targeted for Renewal	Project Rough Order of Magnitude	Judicial Branch Share of Cost	County Share of Cost
7,265	San Diego	East County Regional Center	D5022-Lighting Equipment	\$ 574,648	\$ 389,094	\$ 185,554
7,266	Ventura	Hall of Justice	D5022-Lighting Equipment	\$ 566,977	\$ 396,090	\$ 170,887
7,267	Los Angeles	Hollywood Courthouse	D5022-Lighting Equipment	\$ 437,274	\$ 398,313	\$ 38,961
7,268	San Diego	North County Regional Center - North	D5022-Lighting Equipment	\$ 398,902	\$ 398,902	\$ -
7,269	Los Angeles	El Monte Courthouse	D5022-Lighting Equipment	\$ 738,570	\$ 429,257	\$ 309,313
7,270	San Diego	East County Regional Center	D5022-Lighting Equipment	\$ 649,312	\$ 439,649	\$ 209,663
7,271	Los Angeles	Beverly Hills Courthouse	D5022-Lighting Equipment	\$ 555,006	\$ 441,341	\$ 113,665
7,272	Imperial	Imperial County Courthouse	D5022-Lighting Equipment	\$ 442,483	\$ 442,483	\$ -
7,273	San Diego	North County Regional Center - South	D5022-Lighting Equipment	\$ 672,523	\$ 452,204	\$ 220,319
7,274	Tulare	Visalia Superior Court	D5022-Lighting Equipment	\$ 461,158	\$ 461,158	\$ -
7,275	San Diego	Hall of Justice	D5022-Lighting Equipment	\$ 1,146,117	\$ 461,197	\$ 684,920
7,276	Ventura	Hall of Justice	D5022-Lighting Equipment	\$ 661,798	\$ 462,332	\$ 199,466
7,277	Napa	Criminal Court Building	D5022-Lighting Equipment	\$ 479,850	\$ 479,850	\$ -
7,278	Los Angeles	East Los Angeles Courthouse	D5022-Lighting Equipment	\$ 628,796	\$ 488,700	\$ 140,096
7,279	Orange	Central Justice Center	D5022-Lighting Equipment	\$ 552,422	\$ 503,643	\$ 48,779
7,280	San Bernardino	San Bernardino Courthouse - Annex	D5022-Lighting Equipment	\$ 529,638	\$ 506,546	\$ 23,092
7,281	San Diego	East County Regional Center	D5022-Lighting Equipment	\$ 790,125	\$ 534,994	\$ 255,131
7,282	Sonoma	Hall of Justice	D5022-Lighting Equipment	\$ 923,508	\$ 548,564	\$ 374,944
7,283	San Diego	County Courthouse	D5022-Lighting Equipment	\$ 714,442	\$ 553,121	\$ 161,321
7,284	Contra Costa	George D. Carroll Courthouse	D5022-Lighting Equipment	\$ 716,749	\$ 553,330	\$ 163,419
7,285	Orange	Harbor Justice Center-Newport Beach Facility	D5022-Lighting Equipment	\$ 691,736	\$ 583,272	\$ 108,464
7,286	Stanislaus	Modesto Main Courthouse	D5022-Lighting Equipment	\$ 586,962	\$ 585,729	\$ 1,233
7,287	Kern	Bakersfield Superior Court	D5022-Lighting Equipment	\$ 949,133	\$ 593,208	\$ 355,925
7,288	Los Angeles	Whittier Courthouse	D5022-Lighting Equipment	\$ 697,605	\$ 602,940	\$ 94,665
7,289	Los Angeles	Downey Courthouse	D5022-Lighting Equipment	\$ 652,405	\$ 652,405	\$ -
7,290	Orange	West Justice Center	D5022-Lighting Equipment	\$ 734,367	\$ 665,924	\$ 68,443
7,291	Los Angeles	Torrance Courthouse	D5022-Lighting Equipment	\$ 786,793	\$ 669,876	\$ 116,917
7,292	Los Angeles	Parking Structure Lot 59- Whittier Admin CTR	D5022-Lighting Equipment	\$ 676,612	\$ 676,612	\$ -
7,293	Orange	North Justice Center	D5022-Lighting Equipment	\$ 752,880	\$ 679,926	\$ 72,954
7,294	Los Angeles	Metropolitan Courthouse	D5022-Lighting Equipment	\$ 727,026	\$ 687,330	\$ 39,696
7,295	Los Angeles	Compton Courthouse	D5022-Lighting Equipment	\$ 1,043,570	\$ 690,113	\$ 353,457
7,296	Santa Clara	Hall of Justice (West)	D5022-Lighting Equipment	\$ 692,737	\$ 692,737	\$ -



Line #	County	Facility Name	Project System Targeted for Renewal	Project Rough Order of Magnitude	Judicial Branch Share of Cost	County Share of Cost
7,297	Los Angeles	Pasadena Courthouse	D5022-Lighting Equipment	\$ 1,030,875	\$ 714,912	\$ 315,963
7,298	Los Angeles	West Covina Courthouse	D5022-Lighting Equipment	\$ 862,518	\$ 715,976	\$ 146,542
7,299	Los Angeles	Inglewood Courthouse	D5022-Lighting Equipment	\$ 1,018,537	\$ 759,421	\$ 259,116
7,300	Los Angeles	Bellflower Courthouse	D5022-Lighting Equipment	\$ 771,512	\$ 771,512	\$ -
7,301	San Diego	County Courthouse	D5022-Lighting Equipment	\$ 1,008,298	\$ 780,624	\$ 227,674
7,302	Tulare	Visalia Superior Court	D5022-Lighting Equipment	\$ 797,844	\$ 797,844	\$ -
7,303	Los Angeles	Metropolitan Courthouse	D5022-Lighting Equipment	\$ 850,909	\$ 804,449	\$ 46,460
7,304	Ventura	Hall of Justice	D5022-Lighting Equipment	\$ 1,163,962	\$ 813,144	\$ 350,818
7,305	Los Angeles	Compton Courthouse	D5022-Lighting Equipment	\$ 1,231,084	\$ 814,116	\$ 416,968
7,306	Los Angeles	Compton Courthouse	D5022-Lighting Equipment	\$ 1,264,990	\$ 836,538	\$ 428,452
7,307	San Diego	North County Regional Center - South	D5022-Lighting Equipment	\$ 1,370,902	\$ 921,795	\$ 449,107
7,308	Alameda	Fremont Hall of Justice	D5022-Lighting Equipment	\$ 1,164,854	\$ 924,894	\$ 239,960
7,309	Contra Costa	Wakefield Taylor Courthouse	D5022-Lighting Equipment	\$ 943,833	\$ 943,833	\$ -
7,310	Solano	Hall of Justice	D5022-Lighting Equipment	\$ 965,202	\$ 965,202	\$ -
7,311	Riverside	Southwest Justice Center	D5022-Lighting Equipment	\$ 1,280,734	\$ 978,481	\$ 302,253
7,312	Los Angeles	Pomona Courthouse South	D5022-Lighting Equipment	\$ 1,103,215	\$ 1,005,470	\$ 97,745
7,313	Los Angeles	Edmund D. Edelman Children's Court	D5022-Lighting Equipment	\$ 1,487,176	\$ 1,040,874	\$ 446,302
7,314	Los Angeles	Van Nuys Courthouse East	D5022-Lighting Equipment	\$ 1,185,837	\$ 1,064,170	\$ 121,667
7,315	Los Angeles	Clara Shortridge Foltz Criminal Justice Center	D5022-Lighting Equipment	\$ 1,731,985	\$ 1,191,432	\$ 540,553
7,316	Santa Clara	Downtown Superior Court	D5022-Lighting Equipment	\$ 1,245,196	\$ 1,245,196	\$ -
7,317	San Diego	County Courthouse	D5022-Lighting Equipment	\$ 1,611,626	\$ 1,247,721	\$ 363,905
7,318	Santa Clara	Hall of Justice (East)	D5022-Lighting Equipment	\$ 1,372,626	\$ 1,372,626	\$ -
7,319	Los Angeles	Airport Courthouse	D5022-Lighting Equipment	\$ 1,799,310	\$ 1,388,528	\$ 410,782
7,320	Alameda	Hayward Hall of Justice	D5022-Lighting Equipment	\$ 1,734,468	\$ 1,531,535	\$ 202,933
7,321	Alameda	Wiley W. Manuel Courthouse	D5022-Lighting Equipment	\$ 1,839,887	\$ 1,541,825	\$ 298,062
7,322	Los Angeles	Van Nuys Courthouse West	D5022-Lighting Equipment	\$ 1,934,570	\$ 1,556,942	\$ 377,628
7,323	Orange	Betty Lou Lamoreaux Justice Center	D5022-Lighting Equipment	\$ 1,613,816	\$ 1,613,816	\$ -
7,324	Los Angeles	Chatsworth Courthouse	D5022-Lighting Equipment	\$ 1,951,408	\$ 1,635,280	\$ 316,128
7,325	Los Angeles	Norwalk Courthouse	D5022-Lighting Equipment	\$ 2,002,802	\$ 1,702,983	\$ 299,819
7,326	Los Angeles	Michael D. Antonovich Antelope Valley Courthouse	D5022-Lighting Equipment	\$ 2,479,782	\$ 1,822,888	\$ 656,894
7,327	Fresno	Fresno County Courthouse	D5030-Communications and Security	\$ 3,013	\$ 3,013	\$ -
7,328	Santa Barbara	Santa Barbara Juvenile Court	D5030-Communications and Security	\$ 4,207	\$ 4,207	\$ -
7,329	Santa Barbara	Santa Barbara Juvenile Court	D5030-Communications and Security	\$ 6,624	\$ 6,624	\$ -

Line #	County	Facility Name	Project System Targeted for Renewal	Project Rough Order of Magnitude	Judicial Branch Share of Cost	County Share of Cost
7,330	Santa Barbara	Santa Maria Courts, Bldgs. A + B	D5030-Communications and Security	\$ 30,817	\$ 7,097	\$ 23,720
7,331	Santa Barbara	Santa Maria Courts, Bldgs. A + B	D5030-Communications and Security	\$ 30,817	\$ 7,097	\$ 23,720
7,332	Santa Barbara	Santa Barbara Juvenile Court	D5030-Communications and Security	\$ 7,295	\$ 7,295	\$ -
7,333	Santa Barbara	Santa Maria Courts, Bldg F	D5030-Communications and Security	\$ 8,470	\$ 8,470	\$ -
7,334	Santa Barbara	Santa Barbara Juvenile Court	D5030-Communications and Security	\$ 9,274	\$ 9,274	\$ -
7,335	Santa Barbara	Santa Maria Courts, Bldg F	D5030-Communications and Security	\$ 11,537	\$ 11,537	\$ -
7,336	Fresno	Fresno County Courthouse	D5030-Communications and Security	\$ 11,839	\$ 11,839	\$ -
7,337	Santa Barbara	Santa Barbara Jury Assembly Bldg.	D5030-Communications and Security	\$ 11,916	\$ 11,916	\$ -
7,338	Yolo	Family Support	D5030-Communications and Security	\$ 72,275	\$ 12,070	\$ 60,205
7,339	Ventura	East County Courthouse	D5030-Communications and Security	\$ 13,721	\$ 13,721	\$ -
7,340	Sacramento	Credit Union Bldg.	D5030-Communications and Security	\$ 14,537	\$ 14,537	\$ -
7,341	San Francisco	Polk St. Annex	D5030-Communications and Security	\$ 15,963	\$ 15,963	\$ -
7,342	San Joaquin	Lodi Branch- Dept. 2	D5030-Communications and Security	\$ 17,257	\$ 17,257	\$ -
7,343	Santa Barbara	Santa Barbara Jury Assembly Bldg.	D5030-Communications and Security	\$ 20,661	\$ 20,661	\$ -
7,344	San Joaquin	Lodi Branch- Dept. 2	D5030-Communications and Security	\$ 23,670	\$ 23,670	\$ -
7,345	Santa Barbara	Santa Barbara Jury Assembly Bldg.	D5030-Communications and Security	\$ 28,143	\$ 28,143	\$ -
7,346	Santa Barbara	Santa Maria Courts, Bldg F	D5030-Communications and Security	\$ 28,729	\$ 28,729	\$ -
7,347	Placer	Historic Courthouse	D5030-Communications and Security	\$ 38,178	\$ 29,397	\$ 8,781
7,348	Santa Barbara	Santa Maria Juvenile Court (New)	D5030-Communications and Security	\$ 29,481	\$ 29,481	\$ -
7,349	Contra Costa	Concord Courthouse	D5030-Communications and Security	\$ 33,266	\$ 33,266	\$ -
7,350	Sacramento	Credit Union Bldg.	D5030-Communications and Security	\$ 34,332	\$ 34,332	\$ -
7,351	San Francisco	Polk St. Annex	D5030-Communications and Security	\$ 38,963	\$ 38,963	\$ -
7,352	Santa Barbara	Santa Barbara Jury Assembly Bldg.	D5030-Communications and Security	\$ 38,988	\$ 38,988	\$ -
7,353	Santa Barbara	Santa Maria Juvenile Court (New)	D5030-Communications and Security	\$ 40,156	\$ 40,156	\$ -
7,354	Santa Barbara	Santa Maria Courts, Bldgs. A + B	D5030-Communications and Security	\$ 42,692	\$ 42,692	\$ -
7,355	Santa Barbara	Santa Maria Courts Bldgs C + D	D5030-Communications and Security	\$ 44,474	\$ 44,474	\$ -
7,356	Santa Barbara	Figueroa Division	D5030-Communications and Security	\$ 50,658	\$ 50,658	\$ -
7,357	Yolo	Family Support	D5030-Communications and Security	\$ 53,161	\$ 53,161	\$ -
7,358	Santa Barbara	Santa Maria Juvenile Court (New)	D5030-Communications and Security	\$ 55,631	\$ 55,631	\$ -
7,359	Santa Barbara	Santa Maria Courts Bldgs C + D	D5030-Communications and Security	\$ 105,033	\$ 57,453	\$ 47,580
7,360	Santa Barbara	Santa Maria Courts Bldgs C + D	D5030-Communications and Security	\$ 105,033	\$ 57,453	\$ 47,580
7,361	Santa Barbara	Santa Maria Courts Bldgs C + D	D5030-Communications and Security	\$ 105,033	\$ 57,453	\$ 47,580
7,362	San Joaquin	Lodi Branch- Dept. 2	D5030-Communications and Security	\$ 59,633	\$ 59,633	\$ -
7,363	Sacramento	Credit Union Bldg.	D5030-Communications and Security	\$ 62,040	\$ 62,040	\$ -
7,364	Santa Barbara	Santa Maria Juvenile Court (New)	D5030-Communications and Security	\$ 62,861	\$ 62,861	\$ -
7,365	Santa Barbara	Figueroa Division	D5030-Communications and Security	\$ 69,202	\$ 69,202	\$ -

Line #	County	Facility Name	Project System Targeted for Renewal	Project Rough Order of Magnitude	Judicial Branch Share of Cost	County Share of Cost
7,366	Placer	Historic Courthouse	D5030-Communications and Security	\$ 90,165	\$ 69,427	\$ 20,738
7,367	Santa Barbara	Santa Barbara Jury Assembly Bldg.	D5030-Communications and Security	\$ 70,079	\$ 70,079	\$ -
7,368	Orange	Central Justice Center	D5030-Communications and Security	\$ 76,986	\$ 70,188	\$ 6,798
7,369	Orange	Central Justice Center	D5030-Communications and Security	\$ 76,986	\$ 70,188	\$ 6,798
7,370	Santa Barbara	Santa Maria Courts Bldgs C + D	D5030-Communications and Security	\$ 77,110	\$ 77,110	\$ -
7,371	Santa Barbara	Santa Maria Courts Bldgs C + D	D5030-Communications and Security	\$ 77,110	\$ 77,110	\$ -
7,372	Placer	Historic Courthouse	D5030-Communications and Security	\$ 104,472	\$ 80,443	\$ 24,029
7,373	Santa Barbara	Santa Maria Courts, Bldg G	D5030-Communications and Security	\$ 82,150	\$ 82,150	\$ -
7,374	Santa Barbara	Santa Maria Courts Bldgs C + D	D5030-Communications and Security	\$ 162,195	\$ 88,721	\$ 73,474
7,375	San Francisco	Polk St. Annex	D5030-Communications and Security	\$ 93,711	\$ 93,711	\$ -
7,376	Santa Barbara	Santa Maria Juvenile Court (New)	D5030-Communications and Security	\$ 99,994	\$ 99,994	\$ -
7,377	Santa Barbara	Santa Maria Courts, Bldg G	D5030-Communications and Security	\$ 111,899	\$ 107,971	\$ 3,928
7,378	Santa Barbara	Figueroa Division	D5030-Communications and Security	\$ 108,956	\$ 108,956	\$ -
7,379	Santa Barbara	Figueroa Division	D5030-Communications and Security	\$ 112,392	\$ 112,392	\$ -
7,380	Solano	Law And Justice Center	D5030-Communications and Security	\$ 938,814	\$ 118,948	\$ 819,866
7,381	San Bernardino	Chino Courthouse	D5030-Communications and Security	\$ 123,137	\$ 123,137	\$ -
7,382	Contra Costa	Family Law Center	D5030-Communications and Security	\$ 123,696	\$ 123,696	\$ -
7,383	San Bernardino	Chino Courthouse	D5030-Communications and Security	\$ 128,200	\$ 128,200	\$ -
7,384	Santa Barbara	Santa Maria Courts Bldgs C + D	D5030-Communications and Security	\$ 145,509	\$ 145,509	\$ -
7,385	Santa Barbara	Santa Maria Courts Bldgs C + D	D5030-Communications and Security	\$ 145,509	\$ 145,509	\$ -
7,386	San Diego	Family Court	D5030-Communications and Security	\$ 145,955	\$ 145,955	\$ -
7,387	Contra Costa	Bray Courts	D5030-Communications and Security	\$ 154,157	\$ 154,157	\$ -
7,388	Santa Barbara	Santa Maria Courts, Bldg G	D5030-Communications and Security	\$ 155,021	\$ 155,021	\$ -
7,389	Contra Costa	Family Law Center	D5030-Communications and Security	\$ 164,375	\$ 164,375	\$ -
7,390	San Bernardino	Chino Courthouse	D5030-Communications and Security	\$ 168,045	\$ 168,045	\$ -
7,391	Santa Barbara	Santa Maria Courts, Bldg G	D5030-Communications and Security	\$ 175,168	\$ 175,168	\$ -
7,392	Yolo	Family Support	D5030-Communications and Security	\$ 180,424	\$ 180,424	\$ -
7,393	Contra Costa	Bray Courts	D5030-Communications and Security	\$ 204,853	\$ 204,853	\$ -
7,394	San Diego	Family Court	D5030-Communications and Security	\$ 220,860	\$ 220,860	\$ -
7,395	Placer	Historic Courthouse	D5030-Communications and Security	\$ 225,083	\$ 225,083	\$ -
7,396	Contra Costa	Family Law Center	D5030-Communications and Security	\$ 226,007	\$ 226,007	\$ -
7,397	San Bernardino	Chino Courthouse	D5030-Communications and Security	\$ 232,359	\$ 232,359	\$ -
7,398	Riverside	Family Law Court	D5030-Communications and Security	\$ 249,512	\$ 249,512	\$ -
7,399	Santa Barbara	Santa Maria Courts, Bldg G	D5030-Communications and Security	\$ 278,640	\$ 278,640	\$ -
7,400	San Diego	Family Court	D5030-Communications and Security	\$ 348,159	\$ 348,159	\$ -



Line #	County	Facility Name	Project System Targeted for Renewal	Project Rough Order of Magnitude	Judicial Branch Share of Cost	County Share of Cost
7,401	Sacramento	Carol Miller Justice Center Court Facility	D5030-Communications and Security	\$ 356,880	\$ 348,850	\$ 8,030
7,402	Riverside	Larson Justice Center	D5030-Communications and Security	\$ 369,787	\$ 369,787	\$ -
7,403	Orange	Central Justice Center	D5030-Communications and Security	\$ 390,433	\$ 390,433	\$ -
7,404	Contra Costa	Family Law Center	D5030-Communications and Security	\$ 397,166	\$ 397,166	\$ -
7,405	Riverside	Family Law Court	D5030-Communications and Security	\$ 402,635	\$ 402,635	\$ -
7,406	Riverside	Hall of Justice	D5030-Communications and Security	\$ 404,583	\$ 404,583	\$ -
7,407	San Bernardino	Chino Courthouse	D5030-Communications and Security	\$ 419,033	\$ 419,033	\$ -
7,408	Riverside	Larson Justice Center	D5030-Communications and Security	\$ 504,665	\$ 491,493	\$ 13,172
7,409	San Francisco	Civic Center Courthouse	D5030-Communications and Security	\$ 491,716	\$ 491,716	\$ -
7,410	San Bernardino	Rancho Cucamonga Courthouse	D5030-Communications and Security	\$ 506,971	\$ 506,971	\$ -
7,411	Los Angeles	San Fernando Courthouse	D5030-Communications and Security	\$ 509,528	\$ 509,528	\$ -
7,412	Sacramento	Carol Miller Justice Center Court Facility	D5030-Communications and Security	\$ 529,422	\$ 517,510	\$ 11,912
7,413	Los Angeles	San Fernando Courthouse	D5030-Communications and Security	\$ 521,863	\$ 521,863	\$ -
7,414	Sacramento	Carol Miller Justice Center Court Facility	D5030-Communications and Security	\$ 544,548	\$ 532,296	\$ 12,252
7,415	Riverside	Hall of Justice	D5030-Communications and Security	\$ 552,153	\$ 552,153	\$ -
7,416	Riverside	Family Law Court	D5030-Communications and Security	\$ 638,723	\$ 638,723	\$ -
7,417	San Bernardino	Rancho Cucamonga Courthouse	D5030-Communications and Security	\$ 890,036	\$ 676,872	\$ 213,164
7,418	Solano	Law And Justice Center	D5030-Communications and Security	\$ 697,295	\$ 697,295	\$ -
7,419	Riverside	Hall of Justice	D5030-Communications and Security	\$ 762,027	\$ 762,027	\$ -
7,420	Riverside	Larson Justice Center	D5030-Communications and Security	\$ 782,494	\$ 782,494	\$ -
7,421	Riverside	Larson Justice Center	D5030-Communications and Security	\$ 814,372	\$ 814,372	\$ -
7,422	Sacramento	Carol Miller Justice Center Court Facility	D5030-Communications and Security	\$ 890,900	\$ 890,900	\$ -
7,423	Riverside	Hall of Justice	D5030-Communications and Security	\$ 912,333	\$ 912,333	\$ -
7,424	Los Angeles	San Fernando Courthouse	D5030-Communications and Security	\$ 942,252	\$ 942,252	\$ -
7,425	San Bernardino	Rancho Cucamonga Courthouse	D5030-Communications and Security	\$ 1,386,105	\$ 1,054,133	\$ 331,972
7,426	Riverside	Hall of Justice	D5030-Communications and Security	\$ 1,071,151	\$ 1,071,151	\$ -
7,427	San Francisco	Civic Center Courthouse	D5030-Communications and Security	\$ 1,108,244	\$ 1,108,244	\$ -
7,428	Los Angeles	San Fernando Courthouse	D5030-Communications and Security	\$ 1,235,355	\$ 1,235,355	\$ -
7,429	Riverside	Larson Justice Center	D5030-Communications and Security	\$ 1,291,886	\$ 1,291,886	\$ -
7,430	San Francisco	Civic Center Courthouse	D5030-Communications and Security	\$ 1,309,166	\$ 1,309,166	\$ -
7,431	Los Angeles	San Fernando Courthouse	D5030-Communications and Security	\$ 1,311,143	\$ 1,311,143	\$ -
7,432	San Bernardino	Rancho Cucamonga Courthouse	D5030-Communications and Security	\$ 1,334,755	\$ 1,334,755	\$ -

Line #	County	Facility Name	Project System Targeted for Renewal	Project Rough Order of Magnitude	Judicial Branch Share of Cost	County Share of Cost
7,433	Riverside	Hall of Justice	D5030-Communications and Security	\$ 1,413,450	\$ 1,413,450	\$ -
7,434	Solano	Law And Justice Center	D5030-Communications and Security	\$ 1,439,856	\$ 1,439,856	\$ -
7,435	San Bernardino	Rancho Cucamonga Courthouse	D5030-Communications and Security	\$ 2,219,366	\$ 1,687,828	\$ 531,538
7,436	San Francisco	Civic Center Courthouse	D5030-Communications and Security	\$ 2,002,845	\$ 2,002,845	\$ -
7,437	Solano	Law And Justice Center	D5030-Communications and Security	\$ 2,378,947	\$ 2,378,947	\$ -
7,438	Los Angeles	El Monte Courthouse	D5037-Fire Alarm Systems	\$ 4,225	\$ 2,456	\$ 1,769
7,439	Los Angeles	Los Padrinos Juvenile Court	D5037-Fire Alarm Systems	\$ 10,411	\$ 3,053	\$ 7,358
7,440	San Francisco	Hall of Justice	D5037-Fire Alarm Systems	\$ 14,339	\$ 3,335	\$ 11,004
7,441	Los Angeles	Hall of Records	D5037-Fire Alarm Systems	\$ 47,519	\$ 5,032	\$ 42,487
7,442	Los Angeles	Van Nuys Courthouse West	D5037-Fire Alarm Systems	\$ 6,289	\$ 5,061	\$ 1,228
7,443	Los Angeles	Van Nuys Courthouse West	D5037-Fire Alarm Systems	\$ 6,289	\$ 5,061	\$ 1,228
7,444	Los Angeles	Van Nuys Courthouse West	D5037-Fire Alarm Systems	\$ 6,289	\$ 5,061	\$ 1,228
7,445	Los Angeles	Van Nuys Courthouse West	D5037-Fire Alarm Systems	\$ 6,289	\$ 5,061	\$ 1,228
7,446	Los Angeles	Van Nuys Courthouse West	D5037-Fire Alarm Systems	\$ 6,289	\$ 5,061	\$ 1,228
7,447	Los Angeles	Van Nuys Courthouse West	D5037-Fire Alarm Systems	\$ 6,289	\$ 5,061	\$ 1,228
7,448	Los Angeles	Van Nuys Courthouse West	D5037-Fire Alarm Systems	\$ 6,289	\$ 5,061	\$ 1,228
7,449	Los Angeles	Van Nuys Courthouse West	D5037-Fire Alarm Systems	\$ 6,289	\$ 5,061	\$ 1,228
7,450	Los Angeles	Van Nuys Courthouse West	D5037-Fire Alarm Systems	\$ 6,289	\$ 5,061	\$ 1,228
7,451	Los Angeles	Van Nuys Courthouse West	D5037-Fire Alarm Systems	\$ 6,289	\$ 5,061	\$ 1,228
7,452	Los Angeles	Van Nuys Courthouse West	D5037-Fire Alarm Systems	\$ 6,289	\$ 5,061	\$ 1,228
7,453	Santa Barbara	Santa Barbara Court Trailer	D5037-Fire Alarm Systems	\$ 11,668	\$ 5,834	\$ 5,834
7,454	San Diego	Department 10 Trailer	D5037-Fire Alarm Systems	\$ 8,563	\$ 6,390	\$ 2,173
7,455	San Diego	Department 9 Trailer	D5037-Fire Alarm Systems	\$ 8,563	\$ 6,390	\$ 2,173
7,456	Los Angeles	Sylmar Juvenile Court	D5037-Fire Alarm Systems	\$ 19,250	\$ 6,605	\$ 12,645
7,457	Los Angeles	Van Nuys Courthouse West	D5037-Fire Alarm Systems	\$ 8,347	\$ 6,718	\$ 1,629
7,458	Los Angeles	Monrovia Training Center	D5037-Fire Alarm Systems	\$ 12,580	\$ 8,842	\$ 3,738
7,459	Los Angeles	Van Nuys Courthouse East	D5037-Fire Alarm Systems	\$ 10,292	\$ 9,236	\$ 1,056
7,460	San Luis Obispo	1070 Palm St.	D5037-Fire Alarm Systems	\$ 10,294	\$ 10,294	\$ -
7,461	Los Angeles	Van Nuys Courthouse East	D5037-Fire Alarm Systems	\$ 12,578	\$ 11,287	\$ 1,291
7,462	Santa Barbara	Santa Barbara Juvenile Court	D5037-Fire Alarm Systems	\$ 11,668	\$ 11,668	\$ -
7,463	El Dorado	Cameron Park	D5037-Fire Alarm Systems	\$ 13,391	\$ 13,391	\$ -
7,464	San Luis Obispo	Grover Beach Branch	D5037-Fire Alarm Systems	\$ 15,264	\$ 15,264	\$ -
7,465	Los Angeles	Glendale Courthouse	D5037-Fire Alarm Systems	\$ 17,582	\$ 15,919	\$ 1,663
7,466	San Bernardino	Fontana Courthouse	D5037-Fire Alarm Systems	\$ 16,655	\$ 16,655	\$ -
7,467	Los Angeles	Van Nuys Courthouse East	D5037-Fire Alarm Systems	\$ 20,585	\$ 18,473	\$ 2,112
7,468	Los Angeles	Van Nuys Courthouse East	D5037-Fire Alarm Systems	\$ 20,585	\$ 18,473	\$ 2,112



Line #	County	Facility Name	Project System Targeted for Renewal	Project Rough Order of Magnitude	Judicial Branch Share of Cost	County Share of Cost
7,469	Los Angeles	Van Nuys Courthouse East	D5037-Fire Alarm Systems	\$ 20,585	\$ 18,473	\$ 2,112
7,470	Los Angeles	Van Nuys Courthouse East	D5037-Fire Alarm Systems	\$ 20,585	\$ 18,473	\$ 2,112
7,471	Los Angeles	Glendale Courthouse	D5037-Fire Alarm Systems	\$ 20,822	\$ 18,852	\$ 1,970
7,472	Solano	Hall of Justice	D5037-Fire Alarm Systems	\$ 26,347	\$ 19,186	\$ 7,161
7,473	Kern	Delano/North Kern Court	D5037-Fire Alarm Systems	\$ 29,907	\$ 24,117	\$ 5,790
7,474	El Dorado	Main St. Courthouse	D5037-Fire Alarm Systems	\$ 26,790	\$ 26,790	\$ -
7,475	Los Angeles	Eastlake Juvenile Court	D5037-Fire Alarm Systems	\$ 56,593	\$ 31,002	\$ 25,591
7,476	Riverside	Palm Springs Courts	D5037-Fire Alarm Systems	\$ 79,079	\$ 32,114	\$ 46,965
7,477	Santa Barbara	Santa Barbara Juvenile Court	D5037-Fire Alarm Systems	\$ 33,884	\$ 33,884	\$ -
7,478	Kern	Taft Courts Bldg.	D5037-Fire Alarm Systems	\$ 36,552	\$ 36,552	\$ -
7,479	Riverside	Palm Springs Courts	D5037-Fire Alarm Systems	\$ 90,354	\$ 36,693	\$ 53,661
7,480	El Dorado	Cameron Park	D5037-Fire Alarm Systems	\$ 36,735	\$ 36,735	\$ -
7,481	Kern	Delano/North Kern Court	D5037-Fire Alarm Systems	\$ 45,974	\$ 37,073	\$ 8,901
7,482	Contra Costa	Concord Courthouse	D5037-Fire Alarm Systems	\$ 39,084	\$ 39,084	\$ -
7,483	Riverside	Corona	D5037-Fire Alarm Systems	\$ 40,399	\$ 40,399	\$ -
7,484	Los Angeles	Hollywood Courthouse	D5037-Fire Alarm Systems	\$ 45,761	\$ 41,684	\$ 4,077
7,485	Los Angeles	David M. Kenyon Juvenile Justice Center	D5037-Fire Alarm Systems	\$ 106,421	\$ 43,271	\$ 63,150
7,486	El Dorado	Main St. Courthouse	D5037-Fire Alarm Systems	\$ 49,679	\$ 49,679	\$ -
7,487	El Dorado	Johnson Bldg.	D5037-Fire Alarm Systems	\$ 51,477	\$ 51,477	\$ -
7,488	Butte	Chico Courthouse	D5037-Fire Alarm Systems	\$ 51,965	\$ 51,965	\$ -
7,489	Los Angeles	Monrovia Training Center	D5037-Fire Alarm Systems	\$ 79,694	\$ 56,017	\$ 23,677
7,490	San Mateo	Traffic/ Small Claims Annex	D5037-Fire Alarm Systems	\$ 56,850	\$ 56,850	\$ -
7,491	Riverside	Palm Springs Courts	D5037-Fire Alarm Systems	\$ 146,859	\$ 59,639	\$ 87,220
7,492	Sutter	Courthouse West	D5037-Fire Alarm Systems	\$ 72,418	\$ 59,745	\$ 12,673
7,493	San Bernardino	San Bernardino Courthouse - Annex	D5037-Fire Alarm Systems	\$ 67,864	\$ 64,905	\$ 2,959
7,494	Riverside	Blythe Courthouse - Superior Court	D5037-Fire Alarm Systems	\$ 67,197	\$ 67,197	\$ -
7,495	Tulare	Tulare Division	D5037-Fire Alarm Systems	\$ 67,948	\$ 67,948	\$ -
7,496	Los Angeles	Torrance Courthouse	D5037-Fire Alarm Systems	\$ 80,452	\$ 68,497	\$ 11,955
7,497	El Dorado	Bldg. C	D5037-Fire Alarm Systems	\$ 68,971	\$ 68,971	\$ -
7,498	Orange	Harbor Justice Center-Newport Beach Facility	D5037-Fire Alarm Systems	\$ 69,277	\$ 69,277	\$ -
7,499	Los Angeles	Beverly Hills Courthouse	D5037-Fire Alarm Systems	\$ 88,859	\$ 70,661	\$ 18,198
7,500	Siskiyou	Siskiyou County Courthouse	D5037-Fire Alarm Systems	\$ 71,109	\$ 71,109	\$ -
7,501	Nevada	Nevada City Courthouse	D5037-Fire Alarm Systems	\$ 73,915	\$ 73,915	\$ -
7,502	Sutter	Courthouse West	D5037-Fire Alarm Systems	\$ 74,359	\$ 74,359	\$ -



Line #	County	Facility Name	Project System Targeted for Renewal	Project Rough Order of Magnitude	Judicial Branch Share of Cost	County Share of Cost
7,503	Riverside	Corona	D5037-Fire Alarm Systems	\$ 75,021	\$ 75,021	\$ -
7,504	Los Angeles	Santa Clarita Courthouse	D5037-Fire Alarm Systems	\$ 88,859	\$ 78,542	\$ 10,317
7,505	Riverside	Corona	D5037-Fire Alarm Systems	\$ 80,951	\$ 80,951	\$ -
7,506	Nevada	Nevada City Courthouse Annex	D5037-Fire Alarm Systems	\$ 83,389	\$ 83,389	\$ -
7,507	Alameda	Berkeley Courthouse	D5037-Fire Alarm Systems	\$ 86,478	\$ 86,478	\$ -
7,508	Nevada	Nevada City Courthouse	D5037-Fire Alarm Systems	\$ 88,509	\$ 88,509	\$ -
7,509	El Dorado	Bldg. C	D5037-Fire Alarm Systems	\$ 91,543	\$ 91,543	\$ -
7,510	Los Angeles	Burbank Courthouse	D5037-Fire Alarm Systems	\$ 102,483	\$ 93,014	\$ 9,469
7,511	Los Angeles	West Covina Courthouse	D5037-Fire Alarm Systems	\$ 94,106	\$ 94,106	\$ -
7,512	Santa Clara	Hall of Justice (East)	D5037-Fire Alarm Systems	\$ 95,238	\$ 95,238	\$ -
7,513	Santa Barbara	Figueroa Division	D5037-Fire Alarm Systems	\$ 99,138	\$ 99,138	\$ -
7,514	Merced	Old Court	D5037-Fire Alarm Systems	\$ 110,534	\$ 110,534	\$ -
7,515	Kern	Shafter/Wasco Courts Bldg.	D5037-Fire Alarm Systems	\$ 110,919	\$ 110,919	\$ -
7,516	Del Norte	Del Norte County Superior Court	D5037-Fire Alarm Systems	\$ 184,898	\$ 113,287	\$ 71,611
7,517	Contra Costa	Walnut Creek Courthouse	D5037-Fire Alarm Systems	\$ 120,476	\$ 120,476	\$ -
7,518	Shasta	Main Courthouse	D5037-Fire Alarm Systems	\$ 121,702	\$ 121,702	\$ -
7,519	Shasta	Main Courthouse	D5037-Fire Alarm Systems	\$ 121,702	\$ 121,702	\$ -
7,520	Sacramento	Gordon Schaber Sacramento Superior Court	D5037-Fire Alarm Systems	\$ 123,759	\$ 123,759	\$ -
7,521	San Diego	North County Regional Center - Annex	D5037-Fire Alarm Systems	\$ 130,195	\$ 130,195	\$ -
7,522	San Bernardino	Victorville Courthouse-Dept. N-1	D5037-Fire Alarm Systems	\$ 132,326	\$ 132,326	\$ -
7,523	Los Angeles	Santa Monica Courthouse	D5037-Fire Alarm Systems	\$ 173,381	\$ 136,087	\$ 37,294
7,524	El Dorado	Johnson Bldg.	D5037-Fire Alarm Systems	\$ 137,840	\$ 137,840	\$ -
7,525	San Luis Obispo	Paso Robles Courthouse	D5037-Fire Alarm Systems	\$ 138,679	\$ 138,679	\$ -
7,526	Orange	Civil Complex Center ("CXC")	D5037-Fire Alarm Systems	\$ 143,501	\$ 143,501	\$ -
7,527	Los Angeles	Eastlake Juvenile Court	D5037-Fire Alarm Systems	\$ 268,403	\$ 147,031	\$ 121,372
7,528	Los Angeles	Alfred J. McCartney Juvenile Justice Center	D5037-Fire Alarm Systems	\$ 229,940	\$ 158,774	\$ 71,166
7,529	Ventura	East County Courthouse	D5037-Fire Alarm Systems	\$ 161,249	\$ 161,249	\$ -
7,530	Riverside	Hemet	D5037-Fire Alarm Systems	\$ 161,715	\$ 161,715	\$ -
7,531	Los Angeles	Beverly Hills Courthouse	D5037-Fire Alarm Systems	\$ 205,071	\$ 163,072	\$ 41,999
7,532	Los Angeles	Burbank Courthouse	D5037-Fire Alarm Systems	\$ 179,856	\$ 163,237	\$ 16,619
7,533	Mendocino	County Courthouse	D5037-Fire Alarm Systems	\$ 165,004	\$ 165,004	\$ -
7,534	Tulare	Visalia Superior Court	D5037-Fire Alarm Systems	\$ 165,705	\$ 165,705	\$ -
7,535	Ventura	East County Courthouse	D5037-Fire Alarm Systems	\$ 169,548	\$ 169,548	\$ -

Line #	County	Facility Name	Project System Targeted for Renewal	Project Rough Order of Magnitude	Judicial Branch Share of Cost	County Share of Cost
7,536	Riverside	Corona	D5037-Fire Alarm Systems	\$ 169,654	\$ 169,654	\$ -
7,537	Riverside	Palm Springs Courts	D5037-Fire Alarm Systems	\$ 170,729	\$ 170,729	\$ -
7,538	Tulare	Tulare Division	D5037-Fire Alarm Systems	\$ 173,686	\$ 173,686	\$ -
7,539	Ventura	Hall of Justice	D5037-Fire Alarm Systems	\$ 174,855	\$ 174,855	\$ -
7,540	Kern	Arvin/ Lamont Branch	D5037-Fire Alarm Systems	\$ 175,773	\$ 175,773	\$ -
7,541	San Bernardino	Juvenile Dependency Courthouse	D5037-Fire Alarm Systems	\$ 176,570	\$ 176,570	\$ -
7,542	Nevada	Nevada City Courthouse Annex	D5037-Fire Alarm Systems	\$ 178,320	\$ 178,320	\$ -
7,543	Alameda	George E. McDonald Hall of Justice	D5037-Fire Alarm Systems	\$ 190,934	\$ 190,934	\$ -
7,544	Ventura	East County Courthouse	D5037-Fire Alarm Systems	\$ 191,715	\$ 191,715	\$ -
7,545	Los Angeles	Metropolitan Courthouse	D5037-Fire Alarm Systems	\$ 205,032	\$ 193,837	\$ 11,195
7,546	San Bernardino	Barstow Courthouse	D5037-Fire Alarm Systems	\$ 196,914	\$ 196,914	\$ -
7,547	Santa Clara	Hall of Justice (West)	D5037-Fire Alarm Systems	\$ 205,628	\$ 205,628	\$ -
7,548	San Diego	Juvenile Court	D5037-Fire Alarm Systems	\$ 278,045	\$ 207,477	\$ 70,568
7,549	San Luis Obispo	Courthouse Annex	D5037-Fire Alarm Systems	\$ 215,697	\$ 215,697	\$ -
7,550	San Bernardino	Victorville Courthouse-Dept. N-1	D5037-Fire Alarm Systems	\$ 222,037	\$ 222,037	\$ -
7,551	San Bernardino	Joshua Tree Courthouse	D5037-Fire Alarm Systems	\$ 227,658	\$ 227,658	\$ -
7,552	Santa Clara	Historic Courthouse	D5037-Fire Alarm Systems	\$ 232,406	\$ 232,406	\$ -
7,553	Kern	Bakersfield Juvenile Center	D5037-Fire Alarm Systems	\$ 232,732	\$ 232,732	\$ -
7,554	Riverside	Riverside Juvenile Court	D5037-Fire Alarm Systems	\$ 233,682	\$ 233,682	\$ -
7,555	San Luis Obispo	Courthouse Annex	D5037-Fire Alarm Systems	\$ 236,197	\$ 236,197	\$ -
7,556	San Diego	Kearny Mesa Court	D5037-Fire Alarm Systems	\$ 246,476	\$ 246,476	\$ -
7,557	Santa Clara	Santa Clara Courthouse	D5037-Fire Alarm Systems	\$ 254,875	\$ 254,875	\$ -
7,558	San Luis Obispo	Courthouse Annex	D5037-Fire Alarm Systems	\$ 256,326	\$ 256,326	\$ -
7,559	Los Angeles	Stanley Mosk Courthouse	D5037-Fire Alarm Systems	\$ 265,354	\$ 258,083	\$ 7,271
7,560	Kern	Bakersfield Superior Court	D5037-Fire Alarm Systems	\$ 263,527	\$ 263,527	\$ -
7,561	Los Angeles	Van Nuys Courthouse East	D5037-Fire Alarm Systems	\$ 330,866	\$ 296,919	\$ 33,947
7,562	San Diego	County Courthouse	D5037-Fire Alarm Systems	\$ 297,851	\$ 297,851	\$ -
7,563	El Dorado	Bldg. C	D5037-Fire Alarm Systems	\$ 298,581	\$ 298,581	\$ -
7,564	Humboldt	Humboldt County Courthouse (Eureka)	D5037-Fire Alarm Systems	\$ 301,549	\$ 301,549	\$ -
7,565	San Diego	South County Regional Center	D5037-Fire Alarm Systems	\$ 845,885	\$ 303,165	\$ 542,720
7,566	Los Angeles	Pomona Courthouse North	D5037-Fire Alarm Systems	\$ 310,802	\$ 310,802	\$ -
7,567	Napa	Historic Courthouse	D5037-Fire Alarm Systems	\$ 333,753	\$ 313,694	\$ 20,059
7,568	Los Angeles	Central Arraignment Courts	D5037-Fire Alarm Systems	\$ 367,351	\$ 331,461	\$ 35,890
7,569	Merced	Main Merced Courthouse	D5037-Fire Alarm Systems	\$ 359,770	\$ 359,770	\$ -
7,570	Los Angeles	El Monte Courthouse	D5037-Fire Alarm Systems	\$ 643,486	\$ 373,994	\$ 269,492



Line #	County	Facility Name	Project System Targeted for Renewal	Project Rough Order of Magnitude	Judicial Branch Share of Cost	County Share of Cost
7,571	Fresno	2424 Ventura Street - 5 DCA	D5037-Fire Alarm Systems	\$ 380,594	\$ 380,594	\$ -
7,572	Imperial	Imperial County Courthouse	D5037-Fire Alarm Systems	\$ 402,595	\$ 402,595	\$ -
7,573	Tulare	Visalia Superior Court	D5037-Fire Alarm Systems	\$ 405,606	\$ 405,606	\$ -
7,574	Contra Costa	George D. Carroll Courthouse	D5037-Fire Alarm Systems	\$ 564,514	\$ 435,805	\$ 128,709
7,575	Los Angeles	East Los Angeles Courthouse	D5037-Fire Alarm Systems	\$ 567,390	\$ 440,976	\$ 126,414
7,576	Los Angeles	Whittier Courthouse	D5037-Fire Alarm Systems	\$ 455,316	\$ 455,316	\$ -
7,577	Ventura	Hall of Justice	D5037-Fire Alarm Systems	\$ 491,843	\$ 491,843	\$ -
7,578	San Diego	County Courthouse	D5037-Fire Alarm Systems	\$ 641,260	\$ 496,463	\$ 144,797
7,579	Los Angeles	Metropolitan Courthouse	D5037-Fire Alarm Systems	\$ 527,512	\$ 498,710	\$ 28,802
7,580	Los Angeles	Alhambra Courthouse	D5037-Fire Alarm Systems	\$ 598,911	\$ 515,063	\$ 83,848
7,581	San Diego	East County Regional Center	D5037-Fire Alarm Systems	\$ 515,786	\$ 515,786	\$ -
7,582	Santa Clara	Hall of Justice (West)	D5037-Fire Alarm Systems	\$ 532,406	\$ 532,406	\$ -
7,583	Kern	Bakersfield Juvenile Center	D5037-Fire Alarm Systems	\$ 544,711	\$ 544,711	\$ -
7,584	Solano	Solano Justice Building	D5037-Fire Alarm Systems	\$ 545,604	\$ 545,604	\$ -
7,585	Los Angeles	West Covina Courthouse	D5037-Fire Alarm Systems	\$ 548,189	\$ 548,189	\$ -
7,586	Ventura	Hall of Justice	D5037-Fire Alarm Systems	\$ 574,099	\$ 574,099	\$ -
7,587	San Diego	East County Regional Center	D5037-Fire Alarm Systems	\$ 582,801	\$ 582,801	\$ -
7,588	Orange	North Justice Center	D5037-Fire Alarm Systems	\$ 673,405	\$ 608,152	\$ 65,253
7,589	Orange	Harbor Justice Center-Newport Beach Facility	D5037-Fire Alarm Systems	\$ 619,698	\$ 619,698	\$ -
7,590	Los Angeles	Bellflower Courthouse	D5037-Fire Alarm Systems	\$ 632,284	\$ 632,284	\$ -
7,591	Los Angeles	Pasadena Courthouse	D5037-Fire Alarm Systems	\$ 931,870	\$ 646,252	\$ 285,618
7,592	Orange	West Justice Center	D5037-Fire Alarm Systems	\$ 657,889	\$ 657,889	\$ -
7,593	Los Angeles	Torrance Courthouse	D5037-Fire Alarm Systems	\$ 730,836	\$ 660,895	\$ 69,941
7,594	Sacramento	Juvenile Courthouse	D5037-Fire Alarm Systems	\$ 665,748	\$ 665,748	\$ -
7,595	San Francisco	Hall of Justice	D5037-Fire Alarm Systems	\$ 677,718	\$ 677,718	\$ -
7,596	San Diego	County Courthouse	D5037-Fire Alarm Systems	\$ 905,016	\$ 700,663	\$ 204,353
7,597	Tulare	Visalia Superior Court	D5037-Fire Alarm Systems	\$ 701,735	\$ 701,735	\$ -
7,598	San Diego	East County Regional Center	D5037-Fire Alarm Systems	\$ 709,191	\$ 709,191	\$ -
7,599	Solano	Hall of Justice	D5037-Fire Alarm Systems	\$ 980,640	\$ 714,102	\$ 266,538
7,600	Contra Costa	Wakefield Taylor Courthouse	D5037-Fire Alarm Systems	\$ 743,367	\$ 743,367	\$ -
7,601	Los Angeles	Downey Courthouse	D5037-Fire Alarm Systems	\$ 747,913	\$ 747,913	\$ -
7,602	Los Angeles	Van Nuys Courthouse West	D5037-Fire Alarm Systems	\$ 947,215	\$ 762,319	\$ 184,896
7,603	Kern	Bakersfield Justice Bldg.	D5037-Fire Alarm Systems	\$ 769,670	\$ 769,670	\$ -
7,604	San Mateo	Hall of Justice	D5037-Fire Alarm Systems	\$ 826,521	\$ 826,521	\$ -
7,605	Kern	Bakersfield Justice Bldg.	D5037-Fire Alarm Systems	\$ 828,682	\$ 828,682	\$ -



Line #	County	Facility Name	Project System Targeted for Renewal	Project Rough Order of Magnitude	Judicial Branch Share of Cost	County Share of Cost
7,606	Kern	Bakersfield Superior Court	D5037-Fire Alarm Systems	\$ 851,295	\$ 851,295	\$ -
7,607	Alameda	Fremont Hall of Justice	D5037-Fire Alarm Systems	\$ 916,631	\$ 916,631	\$ -
7,608	Los Angeles	Edmund D. Edelman Children's Court	D5037-Fire Alarm Systems	\$ 1,313,230	\$ 919,130	\$ 394,100
7,609	Los Angeles	Norwalk Courthouse	D5037-Fire Alarm Systems	\$ 1,118,349	\$ 950,932	\$ 167,417
7,610	Santa Clara	Downtown Superior Court	D5037-Fire Alarm Systems	\$ 957,002	\$ 957,002	\$ -
7,611	Santa Clara	Hall of Justice (East)	D5037-Fire Alarm Systems	\$ 1,054,939	\$ 1,054,939	\$ -
7,612	Fresno	B.F. Sisk Courthouse	D5037-Fire Alarm Systems	\$ 1,065,606	\$ 1,065,606	\$ -
7,613	Humboldt	Humboldt County Courthouse (Eureka)	D5037-Fire Alarm Systems	\$ 1,068,723	\$ 1,068,723	\$ -
7,614	Los Angeles	Inglewood Courthouse	D5037-Fire Alarm Systems	\$ 1,083,435	\$ 1,083,435	\$ -
7,615	San Diego	County Courthouse	D5037-Fire Alarm Systems	\$ 1,446,544	\$ 1,119,914	\$ 326,630
7,616	Riverside	Southwest Justice Center	D5037-Fire Alarm Systems	\$ 1,165,281	\$ 1,165,281	\$ -
7,617	Los Angeles	Airport Courthouse	D5037-Fire Alarm Systems	\$ 1,517,978	\$ 1,171,424	\$ 346,554
7,618	Los Angeles	Pomona Courthouse South	D5037-Fire Alarm Systems	\$ 1,304,542	\$ 1,188,960	\$ 115,582
7,619	Ventura	Hall of Justice	D5037-Fire Alarm Systems	\$ 1,222,965	\$ 1,222,965	\$ -
7,620	San Diego	North County Regional Center - South	D5037-Fire Alarm Systems	\$ 1,230,477	\$ 1,230,477	\$ -
7,621	San Diego	North County Regional Center - North	D5037-Fire Alarm Systems	\$ 1,282,329	\$ 1,282,329	\$ -
7,622	Fresno	Fresno County Courthouse	D5037-Fire Alarm Systems	\$ 1,333,246	\$ 1,333,246	\$ -
7,623	Alameda	Hayward Hall of Justice	D5037-Fire Alarm Systems	\$ 1,364,864	\$ 1,364,864	\$ -
7,624	Los Angeles	Chatsworth Courthouse	D5037-Fire Alarm Systems	\$ 1,693,115	\$ 1,418,830	\$ 274,285
7,625	Orange	Betty Lou Lamoreaux Justice Center	D5037-Fire Alarm Systems	\$ 1,445,751	\$ 1,445,751	\$ -
7,626	Alameda	Wiley W. Manuel Courthouse	D5037-Fire Alarm Systems	\$ 1,449,104	\$ 1,449,104	\$ -
7,627	Los Angeles	Stanley Mosk Courthouse	D5037-Fire Alarm Systems	\$ 1,553,418	\$ 1,510,854	\$ 42,564
7,628	Sacramento	Gordon Schaber Sacramento Superior Court	D5037-Fire Alarm Systems	\$ 1,903,334	\$ 1,903,334	\$ -
7,629	Los Angeles	Michael D. Antonovich Antelope Valley Courthouse	D5037-Fire Alarm Systems	\$ 2,657,499	\$ 1,953,528	\$ 703,971
7,630	San Diego	Hall of Justice	D5037-Fire Alarm Systems	\$ 2,845,869	\$ 2,845,869	\$ -
7,631	Los Angeles	Clara Shortridge Foltz Criminal Justice Center	D5037-Fire Alarm Systems	\$ 6,712,236	\$ 4,617,347	\$ 2,094,889
7,632	Contra Costa	Jail Annex	D5038-Security and Detection Systems	\$ 3,746	\$ 223	\$ 3,523
7,633	Los Angeles	Hall of Records	D5038-Security and Detection Systems	\$ 8,659	\$ 917	\$ 7,742
7,634	Orange	Central Justice Center Annex	D5038-Security and Detection Systems	\$ 12,020	\$ 956	\$ 11,064
7,635	San Francisco	Hall of Justice	D5038-Security and Detection Systems	\$ 4,141	\$ 963	\$ 3,178

Line #	County	Facility Name	Project System Targeted for Renewal	Project Rough Order of Magnitude	Judicial Branch Share of Cost	County Share of Cost
7,636	San Diego	Trailer - Storage A	D5038-Security and Detection Systems	\$ 1,056	\$ 1,056	\$ -
7,637	Orange	Central Justice Center Annex	D5038-Security and Detection Systems	\$ 13,345	\$ 1,061	\$ 12,284
7,638	San Diego	Kearny Mesa Traffic Court KM3 Trailer	D5038-Security and Detection Systems	\$ 1,217	\$ 1,217	\$ -
7,639	San Diego	Kearny Mesa Traffic Court KM4 Trailer	D5038-Security and Detection Systems	\$ 1,217	\$ 1,217	\$ -
7,640	Contra Costa	Jail Annex	D5038-Security and Detection Systems	\$ 20,950	\$ 1,247	\$ 19,703
7,641	San Diego	Kearny Mesa Traffic Court KM5 & KM6 Trailer	D5038-Security and Detection Systems	\$ 1,277	\$ 1,277	\$ -
7,642	Orange	Central Justice Center Annex	D5038-Security and Detection Systems	\$ 16,819	\$ 1,337	\$ 15,482
7,643	San Diego	Department 10 Trailer	D5038-Security and Detection Systems	\$ 1,768	\$ 1,768	\$ -
7,644	San Diego	Department 9 Trailer	D5038-Security and Detection Systems	\$ 1,768	\$ 1,768	\$ -
7,645	San Diego	Trailer - Dept 34	D5038-Security and Detection Systems	\$ 1,768	\$ 1,768	\$ -
7,646	San Diego	Trailer - Dept 35	D5038-Security and Detection Systems	\$ 1,768	\$ 1,768	\$ -
7,647	Santa Barbara	Santa Barbara Court Trailer	D5038-Security and Detection Systems	\$ 3,647	\$ 1,824	\$ 1,824
7,648	Los Angeles	David M. Kenyon Juvenile Justice Center	D5038-Security and Detection Systems	\$ 4,671	\$ 1,899	\$ 2,772
7,649	Los Angeles	Clara Shortridge Foltz Criminal Justice Center	D5038-Security and Detection Systems	\$ 2,784	\$ 1,915	\$ 869
7,650	San Diego	Trailer - Family Support	D5038-Security and Detection Systems	\$ 2,063	\$ 2,063	\$ -
7,651	Los Angeles	David M. Kenyon Juvenile Justice Center	D5038-Security and Detection Systems	\$ 6,668	\$ 2,711	\$ 3,957
7,652	Los Angeles	David M. Kenyon Juvenile Justice Center	D5038-Security and Detection Systems	\$ 6,693	\$ 2,721	\$ 3,972
7,653	El Dorado	Cameron Park	D5038-Security and Detection Systems	\$ 2,741	\$ 2,741	\$ -
7,654	Los Angeles	Los Padrinos Juvenile Court	D5038-Security and Detection Systems	\$ 9,957	\$ 2,919	\$ 7,038
7,655	Los Angeles	Parking Structure Lot 59- Whittier Admin CTR	D5038-Security and Detection Systems	\$ 3,061	\$ 3,061	\$ -
7,656	Los Angeles	Eastlake Juvenile Court	D5038-Security and Detection Systems	\$ 6,693	\$ 3,666	\$ 3,027
7,657	Los Angeles	Sylmar Juvenile Court	D5038-Security and Detection Systems	\$ 13,277	\$ 4,555	\$ 8,722
7,658	San Luis Obispo	Grover Beach Branch	D5038-Security and Detection Systems	\$ 4,772	\$ 4,772	\$ -
7,659	Los Angeles	Van Nuys Courthouse West	D5038-Security and Detection Systems	\$ 6,173	\$ 4,968	\$ 1,205
7,660	Los Angeles	Parking Structure Lot 59- Whittier Admin CTR	D5038-Security and Detection Systems	\$ 5,210	\$ 5,210	\$ -
7,661	San Mateo	Traffic/ Small Claims Annex	D5038-Security and Detection Systems	\$ 5,321	\$ 5,321	\$ -
7,662	El Dorado	Cameron Park	D5038-Security and Detection Systems	\$ 5,802	\$ 5,802	\$ -





Line #	County	Facility Name	Project System Targeted for Renewal	Project Rough Order of Magnitude	Judicial Branch Share of Cost	County Share of Cost
7,663	El Dorado	Bldg. C	D5038-Security and Detection Systems	\$ 31,311	\$ 6,481	\$ 24,830
7,664	Los Angeles	Malibu Courthouse	D5038-Security and Detection Systems	\$ 17,541	\$ 6,662	\$ 10,879
7,665	Los Angeles	Clara Shortridge Foltz Criminal Justice Center	D5038-Security and Detection Systems	\$ 9,744	\$ 6,703	\$ 3,041
7,666	San Luis Obispo	1070 Palm St.	D5038-Security and Detection Systems	\$ 6,770	\$ 6,770	\$ -
7,667	Kings	Avenal Court	D5038-Security and Detection Systems	\$ 6,966	\$ 6,966	\$ -
7,668	Kings	Avenal Court	D5038-Security and Detection Systems	\$ 7,003	\$ 7,003	\$ -
7,669	Kern	Taft Courts Bldg.	D5038-Security and Detection Systems	\$ 7,458	\$ 7,458	\$ -
7,670	El Dorado	Cameron Park	D5038-Security and Detection Systems	\$ 7,519	\$ 7,519	\$ -
7,671	Lake	Lakeport Court Facility	D5038-Security and Detection Systems	\$ 27,025	\$ 8,108	\$ 18,918
7,672	Alameda	Berkeley Courthouse	D5038-Security and Detection Systems	\$ 8,302	\$ 8,302	\$ -
7,673	Los Angeles	Central Arraignment Courts	D5038-Security and Detection Systems	\$ 9,393	\$ 8,475	\$ 918
7,674	Kings	Avenal Court	D5038-Security and Detection Systems	\$ 8,507	\$ 8,507	\$ -
7,675	El Dorado	Bldg. C	D5038-Security and Detection Systems	\$ 41,558	\$ 8,603	\$ 32,955
7,676	Kings	Corcoran Court	D5038-Security and Detection Systems	\$ 8,892	\$ 8,892	\$ -
7,677	Kings	Corcoran Court	D5038-Security and Detection Systems	\$ 8,940	\$ 8,940	\$ -
7,678	El Dorado	Cameron Park	D5038-Security and Detection Systems	\$ 9,353	\$ 9,353	\$ -
7,679	Nevada	Nevada City Courthouse Annex	D5038-Security and Detection Systems	\$ 22,115	\$ 9,445	\$ 12,670
7,680	Los Angeles	Santa Clarita Courthouse	D5038-Security and Detection Systems	\$ 10,716	\$ 9,472	\$ 1,244
7,681	Riverside	Palm Springs Courts	D5038-Security and Detection Systems	\$ 23,459	\$ 9,527	\$ 13,932
7,682	San Mateo	Central Branch	D5038-Security and Detection Systems	\$ 9,639	\$ 9,639	\$ -
7,683	Los Angeles	Airport Courthouse	D5038-Security and Detection Systems	\$ 12,801	\$ 9,879	\$ 2,922
7,684	Orange	North Justice Center	D5038-Security and Detection Systems	\$ 11,404	\$ 10,299	\$ 1,105
7,685	Tulare	Tulare Division	D5038-Security and Detection Systems	\$ 15,377	\$ 10,764	\$ 4,613
7,686	Kings	Corcoran Court	D5038-Security and Detection Systems	\$ 10,860	\$ 10,860	\$ -
7,687	Riverside	Palm Springs Courts	D5038-Security and Detection Systems	\$ 26,804	\$ 10,885	\$ 15,919
7,688	Contra Costa	Concord Courthouse	D5038-Security and Detection Systems	\$ 11,255	\$ 11,255	\$ -
7,689	Orange	Central Justice Center	D5038-Security and Detection Systems	\$ 13,022	\$ 11,872	\$ 1,150
7,690	Los Angeles	Van Nuys Courthouse East	D5038-Security and Detection Systems	\$ 13,538	\$ 12,149	\$ 1,389
7,691	Nevada	Nevada City Courthouse	D5038-Security and Detection Systems	\$ 19,603	\$ 12,840	\$ 6,763
7,692	Los Angeles	Alhambra Courthouse	D5038-Security and Detection Systems	\$ 15,447	\$ 13,284	\$ 2,163
7,693	Los Angeles	Hollywood Courthouse	D5038-Security and Detection Systems	\$ 14,631	\$ 13,327	\$ 1,304
7,694	Los Angeles	Inglewood Juvenile Court	D5038-Security and Detection Systems	\$ 16,606	\$ 13,414	\$ 3,192
7,695	Los Angeles	Monrovia Training Center	D5038-Security and Detection Systems	\$ 19,371	\$ 13,616	\$ 5,755
7,696	Los Angeles	West Covina Courthouse	D5038-Security and Detection Systems	\$ 13,835	\$ 13,835	\$ -
7,697	Imperial	Imperial County Courthouse	D5038-Security and Detection Systems	\$ 13,942	\$ 13,942	\$ -

Line #	County	Facility Name	Project System Targeted for Renewal	Project Rough Order of Magnitude	Judicial Branch Share of Cost	County Share of Cost
7,698	Riverside	Blythe Courthouse - Superior Court	D5038-Security and Detection Systems	\$ 13,962	\$ 13,962	\$ -
7,699	Los Angeles	Van Nuys Courthouse East	D5038-Security and Detection Systems	\$ 15,596	\$ 13,996	\$ 1,600
7,700	Solano	Solano Justice Building	D5038-Security and Detection Systems	\$ 15,017	\$ 15,017	\$ -
7,701	Nevada	Nevada City Courthouse	D5038-Security and Detection Systems	\$ 23,473	\$ 15,375	\$ 8,098
7,702	El Dorado	Cameron Park	D5038-Security and Detection Systems	\$ 15,915	\$ 15,915	\$ -
7,703	Riverside	Corona	D5038-Security and Detection Systems	\$ 16,025	\$ 16,025	\$ -
7,704	San Mateo	Traffic/ Small Claims Annex	D5038-Security and Detection Systems	\$ 16,417	\$ 16,417	\$ -
7,705	Butte	Chico Courthouse	D5038-Security and Detection Systems	\$ 16,448	\$ 16,448	\$ -
7,706	Los Angeles	Alhambra Courthouse	D5038-Security and Detection Systems	\$ 19,716	\$ 16,956	\$ 2,760
7,707	Los Angeles	Glendale Courthouse	D5038-Security and Detection Systems	\$ 18,982	\$ 17,186	\$ 1,796
7,708	Kern	Delano/North Kern Court	D5038-Security and Detection Systems	\$ 17,545	\$ 17,545	\$ -
7,709	Riverside	Palm Springs Courts	D5038-Security and Detection Systems	\$ 43,567	\$ 17,693	\$ 25,874
7,710	Orange	Central Justice Center	D5038-Security and Detection Systems	\$ 19,558	\$ 17,831	\$ 1,727
7,711	Alameda	George E. McDonald Hall of Justice	D5038-Security and Detection Systems	\$ 18,330	\$ 18,330	\$ -
7,712	Orange	Civil Complex Center ("CXC")	D5038-Security and Detection Systems	\$ 18,668	\$ 18,668	\$ -
7,713	Los Angeles	Malibu Courthouse	D5038-Security and Detection Systems	\$ 49,382	\$ 18,755	\$ 30,627
7,714	Sutter	Courthouse West	D5038-Security and Detection Systems	\$ 22,751	\$ 18,770	\$ 3,981
7,715	Kern	Delano/North Kern Court	D5038-Security and Detection Systems	\$ 23,356	\$ 18,834	\$ 4,522
7,716	San Bernardino	Joshua Tree Courthouse	D5038-Security and Detection Systems	\$ 19,012	\$ 19,012	\$ -
7,717	Lake	Lakeport Court Facility	D5038-Security and Detection Systems	\$ 63,715	\$ 19,115	\$ 44,601
7,718	Los Angeles	Santa Clarita Courthouse	D5038-Security and Detection Systems	\$ 21,946	\$ 19,398	\$ 2,548
7,719	Riverside	Palm Springs Courts	D5038-Security and Detection Systems	\$ 49,189	\$ 19,976	\$ 29,213
7,720	Nevada	Nevada City Courthouse Annex	D5038-Security and Detection Systems	\$ 47,291	\$ 20,198	\$ 27,093
7,721	Kern	Delano/North Kern Court	D5038-Security and Detection Systems	\$ 25,496	\$ 20,560	\$ 4,936
7,722	Tulare	Tulare Division	D5038-Security and Detection Systems	\$ 20,672	\$ 20,672	\$ -
7,723	Sonoma	Main Adult Detention Facility	D5038-Security and Detection Systems	\$ 510,619	\$ 20,935	\$ 489,684
7,724	Lake	Lakeport Court Facility	D5038-Security and Detection Systems	\$ 70,019	\$ 21,006	\$ 49,013
7,725	Kern	Shafter/Wasco Courts Bldg.	D5038-Security and Detection Systems	\$ 21,958	\$ 21,958	\$ -
7,726	Los Angeles	Glendale Courthouse	D5038-Security and Detection Systems	\$ 24,273	\$ 21,977	\$ 2,296
7,727	Nevada	Nevada City Courthouse Annex	D5038-Security and Detection Systems	\$ 52,069	\$ 22,239	\$ 29,830
7,728	Los Angeles	Alfred J. McCourtney Juvenile Justice Center	D5038-Security and Detection Systems	\$ 32,598	\$ 22,509	\$ 10,089
7,729	Riverside	Palm Springs Courts	D5038-Security and Detection Systems	\$ 56,202	\$ 22,824	\$ 33,378
7,730	Orange	Civil Complex Center ("CXC")	D5038-Security and Detection Systems	\$ 24,047	\$ 24,047	\$ -
7,731	El Dorado	Johnson Bldg.	D5038-Security and Detection Systems	\$ 24,489	\$ 24,489	\$ -
7,732	Los Angeles	Airport Courthouse	D5038-Security and Detection Systems	\$ 31,981	\$ 24,680	\$ 7,301



Line #	County	Facility Name	Project System Targeted for Renewal	Project Rough Order of Magnitude	Judicial Branch Share of Cost	County Share of Cost
7,733	Los Angeles	Eastlake Juvenile Court	D5038-Security and Detection Systems	\$ 45,299	\$ 24,815	\$ 20,484
7,734	San Bernardino	Barstow Courthouse	D5038-Security and Detection Systems	\$ 25,194	\$ 25,194	\$ -
7,735	San Bernardino	Fontana Courthouse	D5038-Security and Detection Systems	\$ 25,194	\$ 25,194	\$ -
7,736	Los Angeles	Alhambra Courthouse	D5038-Security and Detection Systems	\$ 30,301	\$ 26,059	\$ 4,242
7,737	Kern	Arvin/ Lamont Branch	D5038-Security and Detection Systems	\$ 26,085	\$ 26,085	\$ -
7,738	Stanislaus	Modesto Main Courthouse	D5038-Security and Detection Systems	\$ 26,736	\$ 26,683	\$ 53
7,739	San Diego	North County Regional Center - Annex	D5038-Security and Detection Systems	\$ 26,885	\$ 26,885	\$ -
7,740	San Bernardino	Victorville Courthouse-Dept. N-1	D5038-Security and Detection Systems	\$ 42,895	\$ 27,560	\$ 15,335
7,741	Stanislaus	Modesto Main Courthouse	D5038-Security and Detection Systems	\$ 27,610	\$ 27,610	\$ -
7,742	El Dorado	Bldg. C	D5038-Security and Detection Systems	\$ 135,549	\$ 28,059	\$ 107,490
7,743	Orange	North Justice Center	D5038-Security and Detection Systems	\$ 31,183	\$ 28,161	\$ 3,022
7,744	Napa	Criminal Court Building	D5038-Security and Detection Systems	\$ 28,496	\$ 28,496	\$ -
7,745	Los Angeles	Clara Shortridge Foltz Criminal Justice Center	D5038-Security and Detection Systems	\$ 41,761	\$ 28,727	\$ 13,034
7,746	San Mateo	Central Branch	D5038-Security and Detection Systems	\$ 29,261	\$ 29,261	\$ -
7,747	Kern	Shafter/Wasco Courts Bldg.	D5038-Security and Detection Systems	\$ 32,654	\$ 29,372	\$ 3,282
7,748	Merced	Old Court	D5038-Security and Detection Systems	\$ 29,510	\$ 29,510	\$ -
7,749	Riverside	Corona	D5038-Security and Detection Systems	\$ 29,758	\$ 29,758	\$ -
7,750	Kern	Shafter/Wasco Courts Bldg.	D5038-Security and Detection Systems	\$ 30,042	\$ 30,042	\$ -
7,751	Napa	Historic Courthouse	D5038-Security and Detection Systems	\$ 30,063	\$ 30,063	\$ -
7,752	Nevada	Nevada City Courthouse	D5038-Security and Detection Systems	\$ 46,153	\$ 30,230	\$ 15,923
7,753	Del Norte	Del Norte County Superior Court	D5038-Security and Detection Systems	\$ 50,303	\$ 30,821	\$ 19,482
7,754	San Mateo	Northern Branch Courthouse	D5038-Security and Detection Systems	\$ 31,385	\$ 31,385	\$ -
7,755	Riverside	Corona	D5038-Security and Detection Systems	\$ 32,110	\$ 32,110	\$ -
7,756	Los Angeles	Inglewood Juvenile Court	D5038-Security and Detection Systems	\$ 32,372	\$ 32,372	\$ -
7,757	Los Angeles	Central Arraignment Courts	D5038-Security and Detection Systems	\$ 36,224	\$ 32,685	\$ 3,539
7,758	Orange	Civil Complex Center ("CXC")	D5038-Security and Detection Systems	\$ 32,827	\$ 32,827	\$ -
7,759	Los Angeles	Burbank Courthouse	D5038-Security and Detection Systems	\$ 36,576	\$ 33,196	\$ 3,380
7,760	Los Angeles	Pomona Courthouse North	D5038-Security and Detection Systems	\$ 33,433	\$ 33,433	\$ -
7,761	Los Angeles	Van Nuys Courthouse West	D5038-Security and Detection Systems	\$ 42,469	\$ 34,179	\$ 8,290
7,762	Alameda	Wiley W. Manuel Courthouse	D5038-Security and Detection Systems	\$ 34,787	\$ 34,787	\$ -
7,763	Kern	Bakersfield Juvenile Center	D5038-Security and Detection Systems	\$ 52,169	\$ 34,828	\$ 17,341
7,764	Los Angeles	Beverly Hills Courthouse	D5038-Security and Detection Systems	\$ 43,892	\$ 34,903	\$ 8,989
7,765	Alameda	Fremont Hall of Justice	D5038-Security and Detection Systems	\$ 44,000	\$ 34,936	\$ 9,064
7,766	San Luis Obispo	Paso Robles Courthouse	D5038-Security and Detection Systems	\$ 35,448	\$ 35,448	\$ -



Line #	County	Facility Name	Project System Targeted for Renewal	Project Rough Order of Magnitude	Judicial Branch Share of Cost	County Share of Cost
7,767	Los Angeles	Hollywood Courthouse	D5038-Security and Detection Systems	\$ 39,086	\$ 35,603	\$ 3,483
7,768	Los Angeles	Inglewood Juvenile Court	D5038-Security and Detection Systems	\$ 36,115	\$ 36,115	\$ -
7,769	San Bernardino	Juvenile Dependency Courthouse	D5038-Security and Detection Systems	\$ 36,183	\$ 36,183	\$ -
7,770	Nevada	Nevada City Courthouse	D5038-Security and Detection Systems	\$ 55,266	\$ 36,199	\$ 19,067
7,771	Los Angeles	Central Arraignment Courts	D5038-Security and Detection Systems	\$ 40,235	\$ 36,304	\$ 3,931
7,772	Los Angeles	Pasadena Courthouse	D5038-Security and Detection Systems	\$ 52,422	\$ 36,355	\$ 16,067
7,773	San Bernardino	Barstow Courthouse	D5038-Security and Detection Systems	\$ 36,417	\$ 36,417	\$ -
7,774	Los Angeles	Santa Clarita Courthouse	D5038-Security and Detection Systems	\$ 41,699	\$ 36,858	\$ 4,841
7,775	Riverside	Palm Springs Courts	D5038-Security and Detection Systems	\$ 91,349	\$ 37,097	\$ 54,252
7,776	Los Angeles	Alfred J. McCourtney Juvenile Justice Center	D5038-Security and Detection Systems	\$ 54,335	\$ 37,518	\$ 16,817
7,777	San Mateo	Traffic/ Small Claims Annex	D5038-Security and Detection Systems	\$ 37,598	\$ 37,598	\$ -
7,778	Contra Costa	Concord Courthouse	D5038-Security and Detection Systems	\$ 37,649	\$ 37,649	\$ -
7,779	Riverside	Riverside Juvenile Court	D5038-Security and Detection Systems	\$ 37,721	\$ 37,721	\$ -
7,780	San Mateo	Hall of Justice	D5038-Security and Detection Systems	\$ 38,525	\$ 38,525	\$ -
7,781	Riverside	Corona	D5038-Security and Detection Systems	\$ 38,622	\$ 38,622	\$ -
7,782	San Diego	North County Regional Center - Annex	D5038-Security and Detection Systems	\$ 38,698	\$ 38,698	\$ -
7,783	Los Angeles	El Monte Courthouse	D5038-Security and Detection Systems	\$ 66,935	\$ 38,903	\$ 28,032
7,784	Los Angeles	Chatsworth Courthouse	D5038-Security and Detection Systems	\$ 49,040	\$ 41,096	\$ 7,944
7,785	Riverside	Blythe Courthouse - Superior Court	D5038-Security and Detection Systems	\$ 41,553	\$ 41,553	\$ -
7,786	Los Angeles	Bellflower Courthouse	D5038-Security and Detection Systems	\$ 41,791	\$ 41,791	\$ -
7,787	Los Angeles	West Covina Courthouse	D5038-Security and Detection Systems	\$ 41,791	\$ 41,791	\$ -
7,788	Sutter	Courthouse West	D5038-Security and Detection Systems	\$ 50,718	\$ 41,842	\$ 8,876
7,789	Kern	Bakersfield Juvenile Center	D5038-Security and Detection Systems	\$ 42,046	\$ 42,046	\$ -
7,790	Orange	Civil Complex Center ("CXC")	D5038-Security and Detection Systems	\$ 42,312	\$ 42,312	\$ -
7,791	San Diego	Juvenile Court	D5038-Security and Detection Systems	\$ 57,415	\$ 42,843	\$ 14,572
7,792	Los Angeles	El Monte Courthouse	D5038-Security and Detection Systems	\$ 74,246	\$ 43,152	\$ 31,094
7,793	Los Angeles	East Los Angeles Courthouse	D5038-Security and Detection Systems	\$ 55,675	\$ 43,271	\$ 12,404
7,794	Santa Clara	Historic Courthouse	D5038-Security and Detection Systems	\$ 43,868	\$ 43,868	\$ -
7,795	Los Angeles	Edmund D. Edelman Children's Court	D5038-Security and Detection Systems	\$ 63,675	\$ 44,566	\$ 19,109
7,796	Los Angeles	East Los Angeles Courthouse	D5038-Security and Detection Systems	\$ 57,715	\$ 44,856	\$ 12,859
7,797	Los Angeles	Norwalk Courthouse	D5038-Security and Detection Systems	\$ 53,024	\$ 45,086	\$ 7,938
7,798	San Bernardino	Joshua Tree Courthouse	D5038-Security and Detection Systems	\$ 45,271	\$ 45,271	\$ -
7,799	San Bernardino	Fontana Courthouse	D5038-Security and Detection Systems	\$ 45,522	\$ 45,522	\$ -
7,800	Los Angeles	Santa Clarita Courthouse	D5038-Security and Detection Systems	\$ 52,115	\$ 46,064	\$ 6,051

Line #	County	Facility Name	Project System Targeted for Renewal	Project Rough Order of Magnitude	Judicial Branch Share of Cost	County Share of Cost
7,801	Los Angeles	Metropolitan Courthouse	D5038-Security and Detection Systems	\$ 49,170	\$ 46,485	\$ 2,685
7,802	San Luis Obispo	Courthouse Annex	D5038-Security and Detection Systems	\$ 93,818	\$ 46,665	\$ 47,153
7,803	Los Angeles	Alhambra Courthouse	D5038-Security and Detection Systems	\$ 54,272	\$ 46,674	\$ 7,598
7,804	Los Angeles	Torrance Courthouse	D5038-Security and Detection Systems	\$ 54,938	\$ 46,774	\$ 8,164
7,805	Contra Costa	Walnut Creek Courthouse	D5038-Security and Detection Systems	\$ 47,051	\$ 47,051	\$ -
7,806	Kern	Delano/North Kern Court	D5038-Security and Detection Systems	\$ 58,696	\$ 47,332	\$ 11,364
7,807	Nevada	Nevada City Courthouse Annex	D5038-Security and Detection Systems	\$ 111,344	\$ 47,555	\$ 63,789
7,808	Kern	Arvin/ Lamont Branch	D5038-Security and Detection Systems	\$ 47,607	\$ 47,607	\$ -
7,809	Ventura	East County Courthouse	D5038-Security and Detection Systems	\$ 47,673	\$ 47,673	\$ -
7,810	Orange	North Justice Center	D5038-Security and Detection Systems	\$ 52,924	\$ 47,796	\$ 5,128
7,811	Los Angeles	Stanley Mosk Courthouse	D5038-Security and Detection Systems	\$ 49,170	\$ 47,823	\$ 1,347
7,812	Riverside	Hemet	D5038-Security and Detection Systems	\$ 48,007	\$ 48,007	\$ -
7,813	Santa Clara	Santa Clara Courthouse	D5038-Security and Detection Systems	\$ 48,109	\$ 48,109	\$ -
7,814	Los Angeles	Bellflower Courthouse	D5038-Security and Detection Systems	\$ 48,281	\$ 48,281	\$ -
7,815	Los Angeles	Pomona Courthouse North	D5038-Security and Detection Systems	\$ 48,281	\$ 48,281	\$ -
7,816	Los Angeles	West Covina Courthouse	D5038-Security and Detection Systems	\$ 48,281	\$ 48,281	\$ -
7,817	Kern	Bakersfield Juvenile Center	D5038-Security and Detection Systems	\$ 48,488	\$ 48,488	\$ -
7,818	Riverside	Riverside Juvenile Court	D5038-Security and Detection Systems	\$ 48,555	\$ 48,555	\$ -
7,819	Santa Clara	Hall of Justice (West)	D5038-Security and Detection Systems	\$ 49,172	\$ 49,172	\$ -
7,820	Sonoma	Main Adult Detention Facility	D5038-Security and Detection Systems	\$ 1,203,865	\$ 49,358	\$ 1,154,507
7,821	Lake	Lakeport Court Facility	D5038-Security and Detection Systems	\$ 165,082	\$ 49,525	\$ 115,557
7,822	Butte	Chico Courthouse	D5038-Security and Detection Systems	\$ 49,847	\$ 49,847	\$ -
7,823	Ventura	East County Courthouse	D5038-Security and Detection Systems	\$ 50,126	\$ 50,126	\$ -
7,824	San Bernardino	Victorville Courthouse-Dept. N-1	D5038-Security and Detection Systems	\$ 50,388	\$ 50,388	\$ -
7,825	San Diego	Kearny Mesa Court	D5038-Security and Detection Systems	\$ 50,896	\$ 50,896	\$ -
7,826	Los Angeles	Santa Monica Courthouse	D5038-Security and Detection Systems	\$ 64,904	\$ 50,943	\$ 13,961
7,827	San Luis Obispo	Courthouse Annex	D5038-Security and Detection Systems	\$ 102,734	\$ 51,100	\$ 51,634
7,828	Kern	Arvin/ Lamont Branch	D5038-Security and Detection Systems	\$ 51,746	\$ 51,746	\$ -
7,829	Alameda	Hayward Hall of Justice	D5038-Security and Detection Systems	\$ 52,412	\$ 52,412	\$ -
7,830	Los Angeles	Pasadena Courthouse	D5038-Security and Detection Systems	\$ 75,762	\$ 52,541	\$ 23,221
7,831	Santa Barbara	Santa Barbara County Courthouse	D5038-Security and Detection Systems	\$ 54,046	\$ 54,046	\$ -
7,832	San Mateo	Central Branch	D5038-Security and Detection Systems	\$ 54,312	\$ 54,312	\$ -
7,833	San Luis Obispo	Courthouse Annex	D5038-Security and Detection Systems	\$ 55,445	\$ 55,445	\$ -
7,834	San Luis Obispo	Courthouse Annex	D5038-Security and Detection Systems	\$ 111,489	\$ 55,455	\$ 56,034
7,835	Los Angeles	Hollywood Courthouse	D5038-Security and Detection Systems	\$ 61,911	\$ 56,395	\$ 5,516
7,836	Ventura	East County Courthouse	D5038-Security and Detection Systems	\$ 56,680	\$ 56,680	\$ -

Line #	County	Facility Name	Project System Targeted for Renewal	Project Rough Order of Magnitude	Judicial Branch Share of Cost	County Share of Cost
7,837	Stanislaus	Hall of Records	D5038-Security and Detection Systems	\$ 122,090	\$ 57,101	\$ 64,989
7,838	Los Angeles	Santa Monica Courthouse	D5038-Security and Detection Systems	\$ 73,153	\$ 57,418	\$ 15,735
7,839	San Mateo	Northern Branch Courthouse	D5038-Security and Detection Systems	\$ 58,857	\$ 58,857	\$ -
7,840	Los Angeles	Burbank Courthouse	D5038-Security and Detection Systems	\$ 65,144	\$ 59,125	\$ 6,019
7,841	Imperial	Imperial County Courthouse	D5038-Security and Detection Systems	\$ 59,758	\$ 59,758	\$ -
7,842	Santa Clara	Historic Courthouse	D5038-Security and Detection Systems	\$ 60,308	\$ 60,308	\$ -
7,843	San Luis Obispo	Courthouse Annex	D5038-Security and Detection Systems	\$ 60,538	\$ 60,538	\$ -
7,844	San Bernardino	San Bernardino Courthouse - Annex	D5038-Security and Detection Systems	\$ 60,638	\$ 60,638	\$ -
7,845	Ventura	East County Courthouse	D5038-Security and Detection Systems	\$ 99,298	\$ 61,317	\$ 37,981
7,846	Los Angeles	Pomona Courthouse North	D5038-Security and Detection Systems	\$ 61,356	\$ 61,356	\$ -
7,847	Los Angeles	Santa Monica Courthouse	D5038-Security and Detection Systems	\$ 78,173	\$ 61,358	\$ 16,815
7,848	San Diego	Juvenile Court	D5038-Security and Detection Systems	\$ 82,643	\$ 61,668	\$ 20,975
7,849	Los Angeles	Beverly Hills Courthouse	D5038-Security and Detection Systems	\$ 78,902	\$ 62,743	\$ 16,159
7,850	Humboldt	Humboldt County Courthouse (Eureka)	D5038-Security and Detection Systems	\$ 188,254	\$ 62,802	\$ 125,452
7,851	Solano	Solano Justice Building	D5038-Security and Detection Systems	\$ 83,670	\$ 63,673	\$ 19,997
7,852	Santa Barbara	Santa Barbara County Courthouse	D5038-Security and Detection Systems	\$ 64,125	\$ 64,125	\$ -
7,853	Mendocino	County Courthouse	D5038-Security and Detection Systems	\$ 95,523	\$ 64,593	\$ 30,930
7,854	San Luis Obispo	Courthouse Annex	D5038-Security and Detection Systems	\$ 65,697	\$ 65,697	\$ -
7,855	Santa Clara	Santa Clara Courthouse	D5038-Security and Detection Systems	\$ 66,140	\$ 66,140	\$ -
7,856	Orange	North Justice Center	D5038-Security and Detection Systems	\$ 73,767	\$ 66,619	\$ 7,148
7,857	Sonoma	Hall of Justice	D5038-Security and Detection Systems	\$ 113,005	\$ 67,125	\$ 45,880
7,858	Los Angeles	Chatsworth Courthouse	D5038-Security and Detection Systems	\$ 81,053	\$ 67,922	\$ 13,131
7,859	Los Angeles	Torrance Courthouse	D5038-Security and Detection Systems	\$ 75,475	\$ 68,252	\$ 7,223
7,860	Fresno	B.F. Sisk Courthouse	D5038-Security and Detection Systems	\$ 69,132	\$ 69,132	\$ -
7,861	Riverside	Riverside Juvenile Court	D5038-Security and Detection Systems	\$ 69,372	\$ 69,372	\$ -
7,862	Kern	Shafter/Wasco Courts Bldg.	D5038-Security and Detection Systems	\$ 70,788	\$ 70,788	\$ -
7,863	Riverside	Corona	D5038-Security and Detection Systems	\$ 71,722	\$ 71,722	\$ -
7,864	Del Norte	Del Norte County Superior Court	D5038-Security and Detection Systems	\$ 118,436	\$ 72,566	\$ 45,870
7,865	San Diego	Kearny Mesa Court	D5038-Security and Detection Systems	\$ 73,259	\$ 73,259	\$ -
7,866	San Bernardino	San Bernardino Courthouse - Annex	D5038-Security and Detection Systems	\$ 75,430	\$ 75,430	\$ -
7,867	San Mateo	Northern Branch Courthouse	D5038-Security and Detection Systems	\$ 75,916	\$ 75,916	\$ -
7,868	Los Angeles	Beverly Hills Courthouse	D5038-Security and Detection Systems	\$ 95,574	\$ 76,000	\$ 19,574
7,869	Los Angeles	Edmund D. Edelman Children's Court	D5038-Security and Detection Systems	\$ 109,107	\$ 76,364	\$ 32,743
7,870	Merced	Old Court	D5038-Security and Detection Systems	\$ 76,886	\$ 76,886	\$ -
7,871	Riverside	Corona	D5038-Security and Detection Systems	\$ 77,392	\$ 77,392	\$ -



Line #	County	Facility Name	Project System Targeted for Renewal	Project Rough Order of Magnitude	Judicial Branch Share of Cost	County Share of Cost
7,872	Los Angeles	Norwalk Courthouse	D5038-Security and Detection Systems	\$ 91,740	\$ 78,007	\$ 13,733
7,873	Los Angeles	Burbank Courthouse	D5038-Security and Detection Systems	\$ 87,335	\$ 79,265	\$ 8,070
7,874	Fresno	2424 Ventura Street - 5 DCA	D5038-Security and Detection Systems	\$ 79,869	\$ 79,869	\$ -
7,875	San Diego	North County Regional Center - Annex	D5038-Security and Detection Systems	\$ 81,022	\$ 81,022	\$ -
7,876	Tulare	Visalia Superior Court	D5038-Security and Detection Systems	\$ 82,747	\$ 82,747	\$ -
7,877	San Luis Obispo	Paso Robles Courthouse	D5038-Security and Detection Systems	\$ 86,711	\$ 86,711	\$ -
7,878	Los Angeles	East Los Angeles Courthouse	D5038-Security and Detection Systems	\$ 112,029	\$ 87,069	\$ 24,960
7,879	Orange	Harbor Justice Center-Newport Beach Facility	D5038-Security and Detection Systems	\$ 103,620	\$ 87,372	\$ 16,248
7,880	Sutter	Courthouse West	D5038-Security and Detection Systems	\$ 107,188	\$ 88,430	\$ 18,758
7,881	Solano	Solano Justice Building	D5038-Security and Detection Systems	\$ 88,796	\$ 88,796	\$ -
7,882	Los Angeles	Whittier Courthouse	D5038-Security and Detection Systems	\$ 88,837	\$ 88,837	\$ -
7,883	Humboldt	Humboldt County Courthouse (Eureka)	D5038-Security and Detection Systems	\$ 89,155	\$ 89,155	\$ -
7,884	Los Angeles	Whittier Courthouse	D5038-Security and Detection Systems	\$ 89,437	\$ 89,437	\$ -
7,885	Orange	Harbor Justice Center-Newport Beach Facility	D5038-Security and Detection Systems	\$ 108,029	\$ 91,090	\$ 16,939
7,886	Los Angeles	Michael D. Antonovich Antelope Valley Courthouse	D5038-Security and Detection Systems	\$ 124,223	\$ 91,316	\$ 32,907
7,887	Stanislaus	Modesto Main Courthouse	D5038-Security and Detection Systems	\$ 92,362	\$ 92,177	\$ 185
7,888	Merced	Main Merced Courthouse	D5038-Security and Detection Systems	\$ 92,295	\$ 92,295	\$ -
7,889	Orange	Harbor Justice Center-Newport Beach Facility	D5038-Security and Detection Systems	\$ 93,338	\$ 93,338	\$ -
7,890	Los Angeles	Airport Courthouse	D5038-Security and Detection Systems	\$ 122,165	\$ 94,275	\$ 27,890
7,891	Alameda	George E. McDonald Hall of Justice	D5038-Security and Detection Systems	\$ 94,928	\$ 94,928	\$ -
7,892	Stanislaus	Modesto Main Courthouse	D5038-Security and Detection Systems	\$ 95,383	\$ 95,383	\$ -
7,893	Shasta	Main Courthouse	D5038-Security and Detection Systems	\$ 137,158	\$ 95,613	\$ 41,545
7,894	Santa Barbara	Santa Barbara County Courthouse	D5038-Security and Detection Systems	\$ 95,991	\$ 95,991	\$ -
7,895	Napa	Criminal Court Building	D5038-Security and Detection Systems	\$ 96,073	\$ 96,073	\$ -
7,896	Fresno	2424 Ventura Street - 5 DCA	D5038-Security and Detection Systems	\$ 97,545	\$ 97,545	\$ -
7,897	Los Angeles	Inglewood Courthouse	D5038-Security and Detection Systems	\$ 97,682	\$ 97,682	\$ -
7,898	Los Angeles	Norwalk Courthouse	D5038-Security and Detection Systems	\$ 115,431	\$ 98,151	\$ 17,280
7,899	Santa Clara	Historic Courthouse	D5038-Security and Detection Systems	\$ 98,343	\$ 98,343	\$ -
7,900	Santa Clara	Santa Clara Courthouse	D5038-Security and Detection Systems	\$ 98,343	\$ 98,343	\$ -
7,901	Orange	West Justice Center	D5038-Security and Detection Systems	\$ 108,847	\$ 98,702	\$ 10,145

Line #	County	Facility Name	Project System Targeted for Renewal	Project Rough Order of Magnitude	Judicial Branch Share of Cost	County Share of Cost
7,902	Riverside	Hemet	D5038-Security and Detection Systems	\$ 100,001	\$ 100,001	\$ -
7,903	San Bernardino	San Bernardino Courthouse - Annex	D5038-Security and Detection Systems	\$ 100,046	\$ 100,046	\$ -
7,904	Santa Clara	Hall of Justice (West)	D5038-Security and Detection Systems	\$ 100,494	\$ 100,494	\$ -
7,905	Orange	Harbor Justice Center-Newport Beach Facility	D5038-Security and Detection Systems	\$ 102,529	\$ 102,529	\$ -
7,906	Los Angeles	Inglewood Courthouse	D5038-Security and Detection Systems	\$ 103,365	\$ 103,365	\$ -
7,907	Los Angeles	Beverly Hills Courthouse	D5038-Security and Detection Systems	\$ 130,288	\$ 103,605	\$ 26,683
7,908	Orange	West Justice Center	D5038-Security and Detection Systems	\$ 114,687	\$ 103,998	\$ 10,689
7,909	Kern	Bakersfield Justice Bldg.	D5038-Security and Detection Systems	\$ 104,338	\$ 104,338	\$ -
7,910	Orange	Central Justice Center	D5038-Security and Detection Systems	\$ 114,673	\$ 104,547	\$ 10,126
7,911	Orange	Central Justice Center	D5038-Security and Detection Systems	\$ 114,673	\$ 104,547	\$ 10,126
7,912	Los Angeles	East Los Angeles Courthouse	D5038-Security and Detection Systems	\$ 136,597	\$ 106,163	\$ 30,434
7,913	Kern	Bakersfield Justice Bldg.	D5038-Security and Detection Systems	\$ 108,613	\$ 108,613	\$ -
7,914	Solano	Hall of Justice	D5038-Security and Detection Systems	\$ 150,385	\$ 109,510	\$ 40,875
7,915	San Bernardino	Juvenile Dependency Courthouse	D5038-Security and Detection Systems	\$ 110,082	\$ 110,082	\$ -
7,916	Orange	Central Justice Center	D5038-Security and Detection Systems	\$ 121,543	\$ 110,811	\$ 10,732
7,917	Kern	Arvin/ Lamont Branch	D5038-Security and Detection Systems	\$ 112,178	\$ 112,178	\$ -
7,918	Contra Costa	George D. Carroll Courthouse	D5038-Security and Detection Systems	\$ 147,028	\$ 113,506	\$ 33,522
7,919	Los Angeles	Clara Shortridge Foltz Criminal Justice Center	D5038-Security and Detection Systems	\$ 166,105	\$ 114,264	\$ 51,841
7,920	Tulare	Visalia Superior Court	D5038-Security and Detection Systems	\$ 120,244	\$ 120,244	\$ -
7,921	Orange	West Justice Center	D5038-Security and Detection Systems	\$ 120,890	\$ 120,890	\$ -
7,922	Stanislaus	Hall of Records	D5038-Security and Detection Systems	\$ 125,904	\$ 125,904	\$ -
7,923	Los Angeles	Bellflower Courthouse	D5038-Security and Detection Systems	\$ 126,182	\$ 126,182	\$ -
7,924	Los Angeles	West Covina Courthouse	D5038-Security and Detection Systems	\$ 153,404	\$ 127,341	\$ 26,063
7,925	Santa Clara	Downtown Superior Court	D5038-Security and Detection Systems	\$ 127,846	\$ 127,846	\$ -
7,926	Santa Barbara	Figuroa Division	D5038-Security and Detection Systems	\$ 128,231	\$ 128,231	\$ -
7,927	San Diego	Juvenile Court	D5038-Security and Detection Systems	\$ 173,031	\$ 129,116	\$ 43,915
7,928	Los Angeles	Metropolitan Courthouse	D5038-Security and Detection Systems	\$ 140,711	\$ 133,028	\$ 7,683
7,929	Solano	Solano Justice Building	D5038-Security and Detection Systems	\$ 133,306	\$ 133,306	\$ -
7,930	Los Angeles	Pomona Courthouse North	D5038-Security and Detection Systems	\$ 134,555	\$ 134,555	\$ -
7,931	Los Angeles	Stanley Mosk Courthouse	D5038-Security and Detection Systems	\$ 140,711	\$ 136,856	\$ 3,855
7,932	Los Angeles	Metropolitan Courthouse	D5038-Security and Detection Systems	\$ 146,305	\$ 138,317	\$ 7,988
7,933	Butte	Butte County Courthouse	D5038-Security and Detection Systems	\$ 138,437	\$ 138,437	\$ -
7,934	Los Angeles	West Covina Courthouse	D5038-Security and Detection Systems	\$ 140,190	\$ 140,190	\$ -
7,935	Sonoma	Hall of Justice	D5038-Security and Detection Systems	\$ 237,469	\$ 141,057	\$ 96,412



Line #	County	Facility Name	Project System Targeted for Renewal	Project Rough Order of Magnitude	Judicial Branch Share of Cost	County Share of Cost
7,936	Sonoma	Hall of Justice	D5038-Security and Detection Systems	\$ 239,132	\$ 142,044	\$ 97,088
7,937	Los Angeles	Stanley Mosk Courthouse	D5038-Security and Detection Systems	\$ 146,305	\$ 142,296	\$ 4,009
7,938	Tulare	Visalia Superior Court	D5038-Security and Detection Systems	\$ 143,159	\$ 143,159	\$ -
7,939	Los Angeles	Downey Courthouse	D5038-Security and Detection Systems	\$ 144,376	\$ 144,376	\$ -
7,940	Ventura	Hall of Justice	D5038-Security and Detection Systems	\$ 145,412	\$ 145,412	\$ -
7,941	Los Angeles	Michael D. Antonovich Antelope Valley Courthouse	D5038-Security and Detection Systems	\$ 201,439	\$ 148,078	\$ 53,361
7,942	Ventura	Hall of Justice	D5038-Security and Detection Systems	\$ 149,508	\$ 149,508	\$ -
7,943	San Diego	East County Regional Center	D5038-Security and Detection Systems	\$ 153,305	\$ 153,305	\$ -
7,944	Santa Clara	Hall of Justice (West)	D5038-Security and Detection Systems	\$ 154,222	\$ 154,222	\$ -
7,945	Los Angeles	Bellflower Courthouse	D5038-Security and Detection Systems	\$ 154,990	\$ 154,990	\$ -
7,946	Los Angeles	Downey Courthouse	D5038-Security and Detection Systems	\$ 158,747	\$ 158,747	\$ -
7,947	Fresno	B.F. Sisk Courthouse	D5038-Security and Detection Systems	\$ 159,268	\$ 159,268	\$ -
7,948	Kern	Bakersfield Superior Court	D5038-Security and Detection Systems	\$ 160,593	\$ 160,593	\$ -
7,949	Mendocino	County Courthouse	D5038-Security and Detection Systems	\$ 243,460	\$ 164,628	\$ 78,832
7,950	Kern	Bakersfield Juvenile Center	D5038-Security and Detection Systems	\$ 252,275	\$ 168,419	\$ 83,856
7,951	Solano	Hall of Justice	D5038-Security and Detection Systems	\$ 168,930	\$ 168,930	\$ -
7,952	Sacramento	Juvenile Courthouse	D5038-Security and Detection Systems	\$ 169,497	\$ 169,497	\$ -
7,953	Ventura	Hall of Justice	D5038-Security and Detection Systems	\$ 169,731	\$ 169,731	\$ -
7,954	San Diego	Kearny Mesa Court	D5038-Security and Detection Systems	\$ 170,869	\$ 170,869	\$ -
7,955	Stanislaus	Modesto Main Courthouse	D5038-Security and Detection Systems	\$ 171,853	\$ 171,509	\$ 344
7,956	San Diego	East County Regional Center	D5038-Security and Detection Systems	\$ 173,224	\$ 173,224	\$ -
7,957	San Diego	South County Regional Center	D5038-Security and Detection Systems	\$ 174,671	\$ 174,671	\$ -
7,958	San Bernardino	Victorville Courthouse-Dept. N-1	D5038-Security and Detection Systems	\$ 175,067	\$ 175,067	\$ -
7,959	San Diego	South County Regional Center	D5038-Security and Detection Systems	\$ 176,741	\$ 176,741	\$ -
7,960	Stanislaus	Modesto Main Courthouse	D5038-Security and Detection Systems	\$ 177,474	\$ 177,474	\$ -
7,961	Santa Clara	Downtown Superior Court	D5038-Security and Detection Systems	\$ 180,638	\$ 180,638	\$ -
7,962	Los Angeles	Edmund D. Edelman Children's Court	D5038-Security and Detection Systems	\$ 259,245	\$ 181,446	\$ 77,799
7,963	Imperial	Imperial County Courthouse	D5038-Security and Detection Systems	\$ 182,652	\$ 182,652	\$ -
7,964	Orange	Central Justice Center	D5038-Security and Detection Systems	\$ 201,996	\$ 184,160	\$ 17,836
7,965	Kern	Bakersfield Superior Court	D5038-Security and Detection Systems	\$ 185,479	\$ 185,479	\$ -
7,966	Alameda	Berkeley Courthouse	D5038-Security and Detection Systems	\$ 189,856	\$ 189,856	\$ -
7,967	Alameda	Fremont Hall of Justice	D5038-Security and Detection Systems	\$ 189,856	\$ 189,856	\$ -
7,968	Alameda	Hayward Hall of Justice	D5038-Security and Detection Systems	\$ 189,856	\$ 189,856	\$ -
7,969	San Diego	Hall of Justice	D5038-Security and Detection Systems	\$ 475,427	\$ 191,312	\$ 284,115
7,970	Contra Costa	Wakefield Taylor Courthouse	D5038-Security and Detection Systems	\$ 193,610	\$ 193,610	\$ -

Line #	County	Facility Name	Project System Targeted for Renewal	Project Rough Order of Magnitude	Judicial Branch Share of Cost	County Share of Cost
7,971	San Francisco	Hall of Justice	D5038-Security and Detection Systems	\$ 195,705	\$ 195,705	\$ -
7,972	Orange	Betty Lou Lamoreaux Justice Center	D5038-Security and Detection Systems	\$ 252,031	\$ 201,499	\$ 50,532
7,973	Siskiyou	Siskiyou County Courthouse	D5038-Security and Detection Systems	\$ 207,343	\$ 207,343	\$ -
7,974	Tulare	Visalia Superior Court	D5038-Security and Detection Systems	\$ 208,033	\$ 208,033	\$ -
7,975	Ventura	Hall of Justice	D5038-Security and Detection Systems	\$ 297,893	\$ 208,108	\$ 89,785
7,976	Fresno	B.F. Sisk Courthouse	D5038-Security and Detection Systems	\$ 210,791	\$ 210,791	\$ -
7,977	San Diego	East County Regional Center	D5038-Security and Detection Systems	\$ 210,791	\$ 210,791	\$ -
7,978	Merced	Main Merced Courthouse	D5038-Security and Detection Systems	\$ 221,524	\$ 221,524	\$ -
7,979	Humboldt	Humboldt County Courthouse (Eureka)	D5038-Security and Detection Systems	\$ 667,194	\$ 222,576	\$ 444,618
7,980	Shasta	Main Courthouse	D5038-Security and Detection Systems	\$ 321,779	\$ 224,312	\$ 97,467
7,981	Los Angeles	Airport Courthouse	D5038-Security and Detection Systems	\$ 299,664	\$ 231,251	\$ 68,413
7,982	Fresno	2424 Ventura Street - 5 DCA	D5038-Security and Detection Systems	\$ 234,504	\$ 234,504	\$ -
7,983	Los Angeles	Michael D. Antonovich Antelope Valley Courthouse	D5038-Security and Detection Systems	\$ 319,791	\$ 235,078	\$ 84,713
7,984	Los Angeles	El Monte Courthouse	D5038-Security and Detection Systems	\$ 409,392	\$ 237,939	\$ 171,453
7,985	San Mateo	Hall of Justice	D5038-Security and Detection Systems	\$ 238,683	\$ 238,683	\$ -
7,986	Orange	Betty Lou Lamoreaux Justice Center	D5038-Security and Detection Systems	\$ 239,198	\$ 239,198	\$ -
7,987	Los Angeles	Compton Courthouse	D5038-Security and Detection Systems	\$ 363,957	\$ 240,685	\$ 123,272
7,988	Riverside	Southwest Justice Center	D5038-Security and Detection Systems	\$ 242,123	\$ 242,123	\$ -
7,989	Santa Clara	Downtown Superior Court	D5038-Security and Detection Systems	\$ 248,338	\$ 248,338	\$ -
7,990	Los Angeles	Inglewood Courthouse	D5038-Security and Detection Systems	\$ 251,769	\$ 251,769	\$ -
7,991	Los Angeles	Compton Courthouse	D5038-Security and Detection Systems	\$ 253,928	\$ 253,928	\$ -
7,992	Tulare	Visalia Superior Court	D5038-Security and Detection Systems	\$ 253,950	\$ 253,950	\$ -
7,993	San Diego	North County Regional Center - South	D5038-Security and Detection Systems	\$ 254,087	\$ 254,087	\$ -
7,994	Orange	Betty Lou Lamoreaux Justice Center	D5038-Security and Detection Systems	\$ 256,763	\$ 256,763	\$ -
7,995	San Diego	North County Regional Center - North	D5038-Security and Detection Systems	\$ 264,794	\$ 264,794	\$ -
7,996	Solano	Hall of Justice	D5038-Security and Detection Systems	\$ 267,411	\$ 267,411	\$ -
7,997	Fresno	Fresno County Courthouse	D5038-Security and Detection Systems	\$ 279,785	\$ 268,342	\$ 11,443
7,998	Los Angeles	Pomona Courthouse South	D5038-Security and Detection Systems	\$ 268,441	\$ 268,441	\$ -
7,999	Contra Costa	George D. Carroll Courthouse	D5038-Security and Detection Systems	\$ 362,649	\$ 279,965	\$ 82,684
8,000	Butte	Butte County Courthouse	D5038-Security and Detection Systems	\$ 291,599	\$ 291,599	\$ -
8,001	Kern	Bakersfield Superior Court	D5038-Security and Detection Systems	\$ 291,691	\$ 291,691	\$ -
8,002	Sonoma	Hall of Justice	D5038-Security and Detection Systems	\$ 502,510	\$ 298,491	\$ 204,019

Line #	County	Facility Name	Project System Targeted for Renewal	Project Rough Order of Magnitude	Judicial Branch Share of Cost	County Share of Cost
8,003	Los Angeles	Compton Courthouse	D5038-Security and Detection Systems	\$ 299,555	\$ 299,555	\$ -
8,004	Santa Clara	Hall of Justice (East)	D5038-Security and Detection Systems	\$ 305,584	\$ 305,584	\$ -
8,005	Los Angeles	Compton Courthouse	D5038-Security and Detection Systems	\$ 307,806	\$ 307,806	\$ -
8,006	Humboldt	Humboldt County Courthouse (Eureka)	D5038-Security and Detection Systems	\$ 315,975	\$ 315,975	\$ -
8,007	San Diego	East County Regional Center	D5038-Security and Detection Systems	\$ 330,655	\$ 330,655	\$ -
8,008	Los Angeles	Michael D. Antonovich Antelope Valley Courthouse	D5038-Security and Detection Systems	\$ 463,171	\$ 340,477	\$ 122,694
8,009	San Diego	County Courthouse	D5038-Security and Detection Systems	\$ 444,059	\$ 343,790	\$ 100,269
8,010	Riverside	Southwest Justice Center	D5038-Security and Detection Systems	\$ 345,930	\$ 345,930	\$ -
8,011	Fresno	Fresno County Courthouse	D5038-Security and Detection Systems	\$ 355,946	\$ 355,946	\$ -
8,012	Ventura	Hall of Justice	D5038-Security and Detection Systems	\$ 361,566	\$ 361,566	\$ -
8,013	San Diego	North County Regional Center - South	D5038-Security and Detection Systems	\$ 365,731	\$ 365,731	\$ -
8,014	San Diego	South County Regional Center	D5038-Security and Detection Systems	\$ 370,713	\$ 370,713	\$ -
8,015	San Diego	East County Regional Center	D5038-Security and Detection Systems	\$ 373,616	\$ 373,616	\$ -
8,016	Orange	North Justice Center	D5038-Security and Detection Systems	\$ 416,806	\$ 376,417	\$ 40,389
8,017	San Diego	North County Regional Center - North	D5038-Security and Detection Systems	\$ 381,143	\$ 381,143	\$ -
8,018	Sacramento	Gordon Schaber Sacramento Superior Court	D5038-Security and Detection Systems	\$ 389,555	\$ 389,555	\$ -
8,019	Sacramento	Juvenile Courthouse	D5038-Security and Detection Systems	\$ 415,698	\$ 415,698	\$ -
8,020	Los Angeles	Torrance Courthouse	D5038-Security and Detection Systems	\$ 464,965	\$ 420,468	\$ 44,497
8,021	Los Angeles	Pasadena Courthouse	D5038-Security and Detection Systems	\$ 608,789	\$ 422,195	\$ 186,594
8,022	Alameda	Wiley W. Manuel Courthouse	D5038-Security and Detection Systems	\$ 426,859	\$ 426,859	\$ -
8,023	Tulare	Visalia Superior Court	D5038-Security and Detection Systems	\$ 439,356	\$ 439,356	\$ -
8,024	San Diego	East County Regional Center	D5038-Security and Detection Systems	\$ 454,641	\$ 454,641	\$ -
8,025	Los Angeles	Downey Courthouse	D5038-Security and Detection Systems	\$ 464,816	\$ 464,816	\$ -
8,026	Contra Costa	Wakefield Taylor Courthouse	D5038-Security and Detection Systems	\$ 477,546	\$ 477,546	\$ -
8,027	Los Angeles	Inglewood Courthouse	D5038-Security and Detection Systems	\$ 658,908	\$ 491,282	\$ 167,626
8,028	San Mateo	Hall of Justice	D5038-Security and Detection Systems	\$ 536,072	\$ 536,072	\$ -
8,029	Los Angeles	Clara Shortridge Foltz Criminal Justice Center	D5038-Security and Detection Systems	\$ 785,135	\$ 540,094	\$ 245,041
8,030	Fresno	Fresno County Courthouse	D5038-Security and Detection Systems	\$ 585,107	\$ 561,176	\$ 23,931
8,031	Sacramento	Gordon Schaber Sacramento Superior Court	D5038-Security and Detection Systems	\$ 562,341	\$ 562,341	\$ -



Line #	County	Facility Name	Project System Targeted for Renewal	Project Rough Order of Magnitude	Judicial Branch Share of Cost	County Share of Cost
8,032	Los Angeles	Edmund D. Edelman Children's Court	D5038-Security and Detection Systems	\$ 834,633	\$ 584,160	\$ 250,473
8,033	Kern	Bakersfield Justice Bldg.	D5038-Security and Detection Systems	\$ 620,560	\$ 620,560	\$ -
8,034	Santa Clara	Hall of Justice (East)	D5038-Security and Detection Systems	\$ 682,993	\$ 682,993	\$ -
8,035	Kern	Bakersfield Superior Court	D5038-Security and Detection Systems	\$ 708,953	\$ 708,953	\$ -
8,036	Riverside	Southwest Justice Center	D5038-Security and Detection Systems	\$ 720,586	\$ 720,586	\$ -
8,037	Los Angeles	Airport Courthouse	D5038-Security and Detection Systems	\$ 964,762	\$ 744,507	\$ 220,255
8,038	San Diego	North County Regional Center - South	D5038-Security and Detection Systems	\$ 767,116	\$ 767,116	\$ -
8,039	San Diego	North County Regional Center - North	D5038-Security and Detection Systems	\$ 799,442	\$ 799,442	\$ -
8,040	Los Angeles	Pomona Courthouse South	D5038-Security and Detection Systems	\$ 810,752	\$ 810,752	\$ -
8,041	Sacramento	Gordon Schaber Sacramento Superior Court	D5038-Security and Detection Systems	\$ 1,188,457	\$ 1,188,457	\$ -
8,042	San Diego	Hall of Justice	D5038-Security and Detection Systems	\$ 1,482,851	\$ 1,482,851	\$ -
8,043	Orange	West Justice Center	D5090-Other Electrical Systems	\$ 37,962	\$ 37,962	\$ -
8,044	San Diego	North County Regional Center - North	D5090-Other Electrical Systems	\$ 1,363,632	\$ 1,363,632	\$ -
8,045	Orange	Central Justice Center	D5091-Grounding Systems	\$ 49,684	\$ 49,684	\$ -
8,046	Orange	Central Justice Center Annex	D5092-Emergency Light and Power Systems	\$ 2,228	\$ 177	\$ 2,051
8,047	Los Angeles	Hall of Records	D5092-Emergency Light and Power Systems	\$ 2,791	\$ 296	\$ 2,495
8,048	Los Angeles	Hall of Records	D5092-Emergency Light and Power Systems	\$ 2,791	\$ 296	\$ 2,495
8,049	Los Angeles	Hall of Records	D5092-Emergency Light and Power Systems	\$ 2,865	\$ 303	\$ 2,562
8,050	Los Angeles	Hall of Records	D5092-Emergency Light and Power Systems	\$ 3,305	\$ 350	\$ 2,955
8,051	Orange	Central Justice Center Annex	D5092-Emergency Light and Power Systems	\$ 6,871	\$ 546	\$ 6,325
8,052	San Francisco	Hall of Justice	D5092-Emergency Light and Power Systems	\$ 2,597	\$ 604	\$ 1,993
8,053	Los Angeles	Los Padrinos Juvenile Court	D5092-Emergency Light and Power Systems	\$ 2,098	\$ 615	\$ 1,483
8,054	San Francisco	Hall of Justice	D5092-Emergency Light and Power Systems	\$ 3,197	\$ 744	\$ 2,453
8,055	San Diego	Kearny Mesa Traffic Court KM3 Trailer	D5092-Emergency Light and Power Systems	\$ 1,097	\$ 1,097	\$ -
8,056	San Diego	Kearny Mesa Traffic Court KM4 Trailer	D5092-Emergency Light and Power Systems	\$ 1,097	\$ 1,097	\$ -
8,057	San Diego	Department 9 Trailer	D5092-Emergency Light and Power Systems	\$ 1,558	\$ 1,163	\$ 395
8,058	San Diego	Kearny Mesa Traffic Court KM5 & KM6 Trailer	D5092-Emergency Light and Power Systems	\$ 1,188	\$ 1,188	\$ -
8,059	San Diego	Department 10 Trailer	D5092-Emergency Light and Power Systems	\$ 1,645	\$ 1,227	\$ 418
8,060	Los Angeles	Los Padrinos Juvenile Court	D5092-Emergency Light and Power Systems	\$ 4,297	\$ 1,260	\$ 3,037

Line #	County	Facility Name	Project System Targeted for Renewal	Project Rough Order of Magnitude	Judicial Branch Share of Cost	County Share of Cost
8,061	San Diego	Trailer - Dept 34	D5092-Emergency Light and Power Systems	\$ 1,303	\$ 1,303	\$ -
8,062	San Diego	Trailer - Dept 35	D5092-Emergency Light and Power Systems	\$ 1,303	\$ 1,303	\$ -
8,063	Santa Barbara	Santa Barbara Court Trailer	D5092-Emergency Light and Power Systems	\$ 2,798	\$ 1,399	\$ 1,399
8,064	San Diego	Trailer - Family Support	D5092-Emergency Light and Power Systems	\$ 1,520	\$ 1,520	\$ -
8,065	San Diego	Trailer - Dept 34	D5092-Emergency Light and Power Systems	\$ 1,645	\$ 1,645	\$ -
8,066	San Diego	Trailer - Dept 35	D5092-Emergency Light and Power Systems	\$ 1,645	\$ 1,645	\$ -
8,067	Santa Barbara	Santa Barbara Juvenile Court	D5092-Emergency Light and Power Systems	\$ 1,679	\$ 1,679	\$ -
8,068	Santa Barbara	Santa Barbara Court Trailer	D5092-Emergency Light and Power Systems	\$ 3,497	\$ 1,749	\$ 1,749
8,069	Los Angeles	Monrovia Training Center	D5092-Emergency Light and Power Systems	\$ 2,600	\$ 1,828	\$ 772
8,070	San Diego	Trailer - Family Support	D5092-Emergency Light and Power Systems	\$ 1,919	\$ 1,919	\$ -
8,071	San Diego	North County Regional Center - North	D5092-Emergency Light and Power Systems	\$ 2,077	\$ 2,077	\$ -
8,072	Los Angeles	Sylmar Juvenile Court	D5092-Emergency Light and Power Systems	\$ 6,112	\$ 2,097	\$ 4,015
8,073	El Dorado	Cameron Park	D5092-Emergency Light and Power Systems	\$ 2,105	\$ 2,105	\$ -
8,074	San Bernardino	Chino Courthouse	D5092-Emergency Light and Power Systems	\$ 2,118	\$ 2,118	\$ -
8,075	El Dorado	Cameron Park	D5092-Emergency Light and Power Systems	\$ 2,627	\$ 2,627	\$ -
8,076	Los Angeles	Chatsworth Courthouse	D5092-Emergency Light and Power Systems	\$ 3,323	\$ 2,785	\$ 538
8,077	El Dorado	Bldg. C	D5092-Emergency Light and Power Systems	\$ 13,531	\$ 2,801	\$ 10,730
8,078	Los Angeles	Hall of Records	D5092-Emergency Light and Power Systems	\$ 29,136	\$ 3,086	\$ 26,050
8,079	Los Angeles	Santa Clarita Courthouse	D5092-Emergency Light and Power Systems	\$ 3,687	\$ 3,259	\$ 428
8,080	Los Angeles	Malibu Courthouse	D5092-Emergency Light and Power Systems	\$ 8,594	\$ 3,264	\$ 5,330
8,081	Contra Costa	Jail Annex	D5092-Emergency Light and Power Systems	\$ 3,462	\$ 3,462	\$ -
8,082	Santa Barbara	Santa Barbara Juvenile Court	D5092-Emergency Light and Power Systems	\$ 3,497	\$ 3,497	\$ -
8,083	San Luis Obispo	Grover Beach Branch	D5092-Emergency Light and Power Systems	\$ 3,661	\$ 3,661	\$ -
8,084	El Dorado	Bldg. C	D5092-Emergency Light and Power Systems	\$ 17,959	\$ 3,718	\$ 14,241
8,085	Los Angeles	Los Padrinos Juvenile Court	D5092-Emergency Light and Power Systems	\$ 12,833	\$ 3,763	\$ 9,070
8,086	Los Angeles	Glendale Courthouse	D5092-Emergency Light and Power Systems	\$ 4,345	\$ 3,934	\$ 411
8,087	Los Angeles	Van Nuys Courthouse East	D5092-Emergency Light and Power Systems	\$ 4,394	\$ 3,943	\$ 451
8,088	Kings	Avenal Court	D5092-Emergency Light and Power Systems	\$ 4,074	\$ 4,074	\$ -
8,089	Los Angeles	El Monte Courthouse	D5092-Emergency Light and Power Systems	\$ 7,038	\$ 4,090	\$ 2,948
8,090	San Diego	Kearny Mesa Traffic Court KM3 Trailer	D5092-Emergency Light and Power Systems	\$ 4,195	\$ 4,195	\$ -
8,091	San Diego	Kearny Mesa Traffic Court KM4 Trailer	D5092-Emergency Light and Power Systems	\$ 4,195	\$ 4,195	\$ -
8,092	Los Angeles	Santa Monica Courthouse	D5092-Emergency Light and Power Systems	\$ 5,517	\$ 4,330	\$ 1,187
8,093	Siskiyou	Siskiyou County Courthouse	D5092-Emergency Light and Power Systems	\$ 13,036	\$ 4,384	\$ 8,652

Line #	County	Facility Name	Project System Targeted for Renewal	Project Rough Order of Magnitude	Judicial Branch Share of Cost	County Share of Cost
8,094	San Luis Obispo	Grover Beach Branch	D5092-Emergency Light and Power Systems	\$ 4,575	\$ 4,575	\$ -
8,095	Santa Barbara	Santa Maria Courts, Bldg F	D5092-Emergency Light and Power Systems	\$ 4,868	\$ 4,868	\$ -
8,096	Kern	Taft Courts Bldg.	D5092-Emergency Light and Power Systems	\$ 5,127	\$ 5,127	\$ -
8,097	Los Angeles	Los Padrinos Juvenile Court	D5092-Emergency Light and Power Systems	\$ 17,573	\$ 5,152	\$ 12,421
8,098	Nevada	Nevada City Courthouse Annex	D5092-Emergency Light and Power Systems	\$ 12,175	\$ 5,200	\$ 6,975
8,099	Kings	Corcoran Court	D5092-Emergency Light and Power Systems	\$ 5,200	\$ 5,200	\$ -
8,100	Los Angeles	Malibu Courthouse	D5092-Emergency Light and Power Systems	\$ 14,128	\$ 5,366	\$ 8,762
8,101	Riverside	Riverside Juvenile Court	D5092-Emergency Light and Power Systems	\$ 10,891	\$ 5,374	\$ 5,517
8,102	Los Angeles	Beverly Hills Courthouse	D5092-Emergency Light and Power Systems	\$ 7,161	\$ 5,694	\$ 1,467
8,103	Tulare	Tulare Division	D5092-Emergency Light and Power Systems	\$ 8,730	\$ 6,111	\$ 2,619
8,104	Los Angeles	Sylmar Juvenile Court	D5092-Emergency Light and Power Systems	\$ 18,218	\$ 6,251	\$ 11,967
8,105	San Bernardino	Chino Courthouse	D5092-Emergency Light and Power Systems	\$ 6,258	\$ 6,258	\$ -
8,106	Kings	Avenal Court	D5092-Emergency Light and Power Systems	\$ 6,322	\$ 6,322	\$ -
8,107	Los Angeles	Santa Clarita Courthouse	D5092-Emergency Light and Power Systems	\$ 7,161	\$ 6,330	\$ 831
8,108	Los Angeles	Sylmar Juvenile Court	D5092-Emergency Light and Power Systems	\$ 18,619	\$ 6,388	\$ 12,231
8,109	San Joaquin	Lodi Branch- Dept. 2	D5092-Emergency Light and Power Systems	\$ 6,485	\$ 6,485	\$ -
8,110	Los Angeles	Hollywood Courthouse	D5092-Emergency Light and Power Systems	\$ 7,161	\$ 6,523	\$ 638
8,111	Los Angeles	Eastlake Juvenile Court	D5092-Emergency Light and Power Systems	\$ 12,019	\$ 6,584	\$ 5,435
8,112	El Dorado	Main St. Courthouse	D5092-Emergency Light and Power Systems	\$ 6,683	\$ 6,683	\$ -
8,113	Kings	Corcoran Court	D5092-Emergency Light and Power Systems	\$ 6,849	\$ 6,849	\$ -
8,114	Orange	West Justice Center	D5092-Emergency Light and Power Systems	\$ 8,003	\$ 7,257	\$ 746
8,115	Riverside	Palm Springs Courts	D5092-Emergency Light and Power Systems	\$ 18,254	\$ 7,413	\$ 10,841
8,116	Los Angeles	Glendale Courthouse	D5092-Emergency Light and Power Systems	\$ 8,314	\$ 7,527	\$ 787
8,117	Los Angeles	Glendale Courthouse	D5092-Emergency Light and Power Systems	\$ 8,314	\$ 7,527	\$ 787
8,118	San Francisco	Polk St. Annex	D5092-Emergency Light and Power Systems	\$ 7,639	\$ 7,639	\$ -
8,119	Nevada	Nevada City Courthouse Annex	D5092-Emergency Light and Power Systems	\$ 18,009	\$ 7,692	\$ 10,317
8,120	Los Angeles	Glendale Courthouse	D5092-Emergency Light and Power Systems	\$ 8,594	\$ 7,781	\$ 813
8,121	Orange	North Justice Center	D5092-Emergency Light and Power Systems	\$ 8,620	\$ 7,785	\$ 835
8,122	Los Angeles	Van Nuys Courthouse East	D5092-Emergency Light and Power Systems	\$ 8,700	\$ 7,807	\$ 893
8,123	Los Angeles	Glendale Courthouse	D5092-Emergency Light and Power Systems	\$ 8,689	\$ 7,867	\$ 822
8,124	Kings	Corcoran Court	D5092-Emergency Light and Power Systems	\$ 8,070	\$ 8,070	\$ -
8,125	San Diego	Juvenile Court	D5092-Emergency Light and Power Systems	\$ 10,819	\$ 8,073	\$ 2,746
8,126	Kern	Shafter/Wasco Courts Bldg.	D5092-Emergency Light and Power Systems	\$ 8,086	\$ 8,086	\$ -
8,127	Los Angeles	Van Nuys Courthouse West	D5092-Emergency Light and Power Systems	\$ 10,062	\$ 8,098	\$ 1,964
8,128	Shasta	Main Courthouse	D5092-Emergency Light and Power Systems	\$ 11,882	\$ 8,283	\$ 3,599
8,129	El Dorado	Cameron Park	D5092-Emergency Light and Power Systems	\$ 8,306	\$ 8,306	\$ -



Line #	County	Facility Name	Project System Targeted for Renewal	Project Rough Order of Magnitude	Judicial Branch Share of Cost	County Share of Cost
8,130	Los Angeles	David M. Kenyon Juvenile Justice Center	D5092-Emergency Light and Power Systems	\$ 21,116	\$ 8,586	\$ 12,530
8,131	Riverside	Blythe Courthouse - Superior Court	D5092-Emergency Light and Power Systems	\$ 8,602	\$ 8,602	\$ -
8,132	Los Angeles	Monrovia Training Center	D5092-Emergency Light and Power Systems	\$ 12,326	\$ 8,664	\$ 3,662
8,133	Orange	Civil Complex Center ("CXC")	D5092-Emergency Light and Power Systems	\$ 8,893	\$ 8,893	\$ -
8,134	Orange	Civil Complex Center ("CXC")	D5092-Emergency Light and Power Systems	\$ 8,912	\$ 8,912	\$ -
8,135	Contra Costa	Concord Courthouse	D5092-Emergency Light and Power Systems	\$ 9,056	\$ 9,056	\$ -
8,136	Stanislaus	Modesto Main Courthouse	D5092-Emergency Light and Power Systems	\$ 9,222	\$ 9,222	\$ -
8,137	Los Angeles	Pasadena Courthouse	D5092-Emergency Light and Power Systems	\$ 13,557	\$ 9,402	\$ 4,155
8,138	San Joaquin	Lodi Branch- Dept. 2	D5092-Emergency Light and Power Systems	\$ 9,736	\$ 9,736	\$ -
8,139	Los Angeles	David M. Kenyon Juvenile Justice Center	D5092-Emergency Light and Power Systems	\$ 24,018	\$ 9,766	\$ 14,252
8,140	Santa Barbara	Santa Barbara Jury Assembly Bldg.	D5092-Emergency Light and Power Systems	\$ 9,904	\$ 9,904	\$ -
8,141	Kern	Delano/North Kern Court	D5092-Emergency Light and Power Systems	\$ 12,356	\$ 9,964	\$ 2,392
8,142	Los Angeles	Sylmar Juvenile Court	D5092-Emergency Light and Power Systems	\$ 29,136	\$ 9,997	\$ 19,139
8,143	San Mateo	Traffic/ Small Claims Annex	D5092-Emergency Light and Power Systems	\$ 10,298	\$ 10,298	\$ -
8,144	Sutter	Courthouse West	D5092-Emergency Light and Power Systems	\$ 12,828	\$ 10,583	\$ 2,245
8,145	Kern	Delano/North Kern Court	D5092-Emergency Light and Power Systems	\$ 13,276	\$ 10,706	\$ 2,570
8,146	San Diego	East County Regional Center	D5092-Emergency Light and Power Systems	\$ 10,819	\$ 10,819	\$ -
8,147	Los Angeles	Glendale Courthouse	D5092-Emergency Light and Power Systems	\$ 12,006	\$ 10,870	\$ 1,136
8,148	Santa Barbara	Santa Maria Courts, Bldgs. A + B	D5092-Emergency Light and Power Systems	\$ 11,053	\$ 11,053	\$ -
8,149	Nevada	Nevada City Courthouse Annex	D5092-Emergency Light and Power Systems	\$ 26,036	\$ 11,120	\$ 14,916
8,150	Riverside	Corona	D5092-Emergency Light and Power Systems	\$ 11,151	\$ 11,151	\$ -
8,151	San Joaquin	Lodi Branch- Dept. 2	D5092-Emergency Light and Power Systems	\$ 11,653	\$ 11,653	\$ -
8,152	Los Angeles	Van Nuys Courthouse East	D5092-Emergency Light and Power Systems	\$ 13,001	\$ 11,667	\$ 1,334
8,153	Kern	Delano/North Kern Court	D5092-Emergency Light and Power Systems	\$ 14,531	\$ 11,718	\$ 2,813
8,154	Siskiyou	Siskiyou County Courthouse	D5092-Emergency Light and Power Systems	\$ 11,874	\$ 11,874	\$ -
8,155	Santa Barbara	Santa Barbara Jury Assembly Bldg.	D5092-Emergency Light and Power Systems	\$ 11,875	\$ 11,875	\$ -
8,156	San Bernardino	Fontana Courthouse	D5092-Emergency Light and Power Systems	\$ 11,887	\$ 11,887	\$ -
8,157	El Dorado	Bldg. C	D5092-Emergency Light and Power Systems	\$ 58,577	\$ 12,125	\$ 46,452
8,158	Sutter	Courthouse West	D5092-Emergency Light and Power Systems	\$ 14,784	\$ 12,197	\$ 2,587
8,159	El Dorado	Cameron Park	D5092-Emergency Light and Power Systems	\$ 12,395	\$ 12,395	\$ -
8,160	Riverside	Corona	D5092-Emergency Light and Power Systems	\$ 12,399	\$ 12,399	\$ -
8,161	Butte	Chico Courthouse	D5092-Emergency Light and Power Systems	\$ 12,459	\$ 12,459	\$ -
8,162	San Mateo	Traffic/ Small Claims Annex	D5092-Emergency Light and Power Systems	\$ 12,676	\$ 12,676	\$ -
8,163	Solano	Solano Justice Building	D5092-Emergency Light and Power Systems	\$ 17,032	\$ 12,961	\$ 4,071

Line #	County	Facility Name	Project System Targeted for Renewal	Project Rough Order of Magnitude	Judicial Branch Share of Cost	County Share of Cost
8,164	Contra Costa	Concord Courthouse	D5092-Emergency Light and Power Systems	\$ 13,049	\$ 13,049	\$ -
8,165	El Dorado	Johnson Bldg.	D5092-Emergency Light and Power Systems	\$ 13,111	\$ 13,111	\$ -
8,166	Los Angeles	Alhambra Courthouse	D5092-Emergency Light and Power Systems	\$ 15,374	\$ 13,222	\$ 2,152
8,167	Los Angeles	Monrovia Training Center	D5092-Emergency Light and Power Systems	\$ 19,194	\$ 13,491	\$ 5,703
8,168	Los Angeles	Hollywood Courthouse	D5092-Emergency Light and Power Systems	\$ 15,111	\$ 13,765	\$ 1,346
8,169	San Luis Obispo	Courthouse Annex	D5092-Emergency Light and Power Systems	\$ 13,774	\$ 13,774	\$ -
8,170	San Bernardino	Joshua Tree Courthouse	D5092-Emergency Light and Power Systems	\$ 13,780	\$ 13,780	\$ -
8,171	El Dorado	Bldg. C	D5092-Emergency Light and Power Systems	\$ 13,808	\$ 13,808	\$ -
8,172	Nevada	Nevada City Courthouse Annex	D5092-Emergency Light and Power Systems	\$ 32,733	\$ 13,980	\$ 18,753
8,173	Santa Barbara	Santa Maria Juvenile Court (New)	D5092-Emergency Light and Power Systems	\$ 14,132	\$ 14,132	\$ -
8,174	Riverside	Palm Springs Courts	D5092-Emergency Light and Power Systems	\$ 14,146	\$ 14,146	\$ -
8,175	Los Angeles	Van Nuys Courthouse East	D5092-Emergency Light and Power Systems	\$ 15,823	\$ 14,200	\$ 1,623
8,176	San Bernardino	Fontana Courthouse	D5092-Emergency Light and Power Systems	\$ 14,245	\$ 14,245	\$ -
8,177	San Bernardino	Fontana Courthouse	D5092-Emergency Light and Power Systems	\$ 14,245	\$ 14,245	\$ -
8,178	Orange	West Justice Center	D5092-Emergency Light and Power Systems	\$ 15,827	\$ 14,352	\$ 1,475
8,179	Riverside	Palm Springs Courts	D5092-Emergency Light and Power Systems	\$ 14,373	\$ 14,373	\$ -
8,180	Nevada	Nevada City Courthouse	D5092-Emergency Light and Power Systems	\$ 14,501	\$ 14,501	\$ -
8,181	Los Angeles	Inglewood Juvenile Court	D5092-Emergency Light and Power Systems	\$ 14,607	\$ 14,607	\$ -
8,182	Tulare	Tulare Division	D5092-Emergency Light and Power Systems	\$ 14,844	\$ 14,844	\$ -
8,183	Alameda	Berkeley Courthouse	D5092-Emergency Light and Power Systems	\$ 15,133	\$ 15,133	\$ -
8,184	Imperial	Imperial County Courthouse	D5092-Emergency Light and Power Systems	\$ 15,431	\$ 15,431	\$ -
8,185	Butte	Chico Courthouse	D5092-Emergency Light and Power Systems	\$ 15,583	\$ 15,583	\$ -
8,186	Merced	Old Court	D5092-Emergency Light and Power Systems	\$ 15,723	\$ 15,723	\$ -
8,187	Ventura	East County Courthouse	D5092-Emergency Light and Power Systems	\$ 25,464	\$ 15,724	\$ 9,740
8,188	Nevada	Nevada City Courthouse	D5092-Emergency Light and Power Systems	\$ 15,962	\$ 15,962	\$ -
8,189	Placer	Historic Courthouse	D5092-Emergency Light and Power Systems	\$ 15,982	\$ 15,982	\$ -
8,190	San Francisco	Polk St. Annex	D5092-Emergency Light and Power Systems	\$ 16,362	\$ 16,362	\$ -
8,191	Ventura	East County Courthouse	D5092-Emergency Light and Power Systems	\$ 26,775	\$ 16,534	\$ 10,241
8,192	Kern	Shafter/Wasco Courts Bldg.	D5092-Emergency Light and Power Systems	\$ 16,670	\$ 16,670	\$ -
8,193	Santa Barbara	Santa Maria Juvenile Court (New)	D5092-Emergency Light and Power Systems	\$ 16,944	\$ 16,944	\$ -
8,194	Alameda	Hayward Hall of Justice	D5092-Emergency Light and Power Systems	\$ 17,054	\$ 17,054	\$ -
8,195	Riverside	Riverside Juvenile Court	D5092-Emergency Light and Power Systems	\$ 35,192	\$ 17,364	\$ 17,828
8,196	Nevada	Nevada City Courthouse	D5092-Emergency Light and Power Systems	\$ 17,364	\$ 17,364	\$ -
8,197	El Dorado	Bldg. C	D5092-Emergency Light and Power Systems	\$ 18,327	\$ 18,327	\$ -
8,198	San Bernardino	Joshua Tree Courthouse	D5092-Emergency Light and Power Systems	\$ 18,373	\$ 18,373	\$ -
8,199	Santa Barbara	Santa Maria Courts Bldgs C + D	D5092-Emergency Light and Power Systems	\$ 18,482	\$ 18,482	\$ -





Line #	County	Facility Name	Project System Targeted for Renewal	Project Rough Order of Magnitude	Judicial Branch Share of Cost	County Share of Cost
8,200	Los Angeles	Inglewood Juvenile Court	D5092-Emergency Light and Power Systems	\$ 18,610	\$ 18,610	\$ -
8,201	Ventura	East County Courthouse	D5092-Emergency Light and Power Systems	\$ 30,276	\$ 18,695	\$ 11,581
8,202	Alameda	Berkeley Courthouse	D5092-Emergency Light and Power Systems	\$ 18,703	\$ 18,703	\$ -
8,203	Orange	West Justice Center	D5092-Emergency Light and Power Systems	\$ 18,754	\$ 18,754	\$ -
8,204	Nevada	Nevada City Courthouse	D5092-Emergency Light and Power Systems	\$ 19,114	\$ 19,114	\$ -
8,205	Los Angeles	Bellflower Courthouse	D5092-Emergency Light and Power Systems	\$ 19,247	\$ 19,247	\$ -
8,206	Contra Costa	Jail Annex	D5092-Emergency Light and Power Systems	\$ 19,364	\$ 19,364	\$ -
8,207	Los Angeles	Van Nuys Courthouse East	D5092-Emergency Light and Power Systems	\$ 21,669	\$ 19,446	\$ 2,223
8,208	Santa Barbara	Santa Barbara County Courthouse	D5092-Emergency Light and Power Systems	\$ 19,663	\$ 19,663	\$ -
8,209	Santa Barbara	Santa Maria Juvenile Court (New)	D5092-Emergency Light and Power Systems	\$ 19,743	\$ 19,743	\$ -
8,210	San Diego	North County Regional Center - Annex	D5092-Emergency Light and Power Systems	\$ 19,814	\$ 19,814	\$ -
8,211	San Bernardino	Victorville Courthouse-Dept. N-1	D5092-Emergency Light and Power Systems	\$ 20,180	\$ 20,180	\$ -
8,212	Riverside	Corona	D5092-Emergency Light and Power Systems	\$ 20,283	\$ 20,283	\$ -
8,213	Los Angeles	Alfred J. McCourtney Juvenile Justice Center	D5092-Emergency Light and Power Systems	\$ 29,440	\$ 20,328	\$ 9,112
8,214	San Luis Obispo	Courthouse Annex	D5092-Emergency Light and Power Systems	\$ 41,066	\$ 20,426	\$ 20,640
8,215	Los Angeles	Alhambra Courthouse	D5092-Emergency Light and Power Systems	\$ 23,766	\$ 20,439	\$ 3,327
8,216	San Bernardino	Victorville Courthouse-Dept. N-1	D5092-Emergency Light and Power Systems	\$ 20,692	\$ 20,692	\$ -
8,217	San Bernardino	Victorville Courthouse-Dept. N-1	D5092-Emergency Light and Power Systems	\$ 20,692	\$ 20,692	\$ -
8,218	Merced	Old Court	D5092-Emergency Light and Power Systems	\$ 20,696	\$ 20,696	\$ -
8,219	Tulare	Tulare Division	D5092-Emergency Light and Power Systems	\$ 20,696	\$ 20,696	\$ -
8,220	Riverside	Corona	D5092-Emergency Light and Power Systems	\$ 20,708	\$ 20,708	\$ -
8,221	Los Angeles	Eastlake Juvenile Court	D5092-Emergency Light and Power Systems	\$ 38,029	\$ 20,832	\$ 17,197
8,222	Contra Costa	Walnut Creek Courthouse	D5092-Emergency Light and Power Systems	\$ 21,149	\$ 21,149	\$ -
8,223	Los Angeles	Van Nuys Courthouse East	D5092-Emergency Light and Power Systems	\$ 23,742	\$ 21,306	\$ 2,436
8,224	Los Angeles	Van Nuys Courthouse East	D5092-Emergency Light and Power Systems	\$ 23,742	\$ 21,306	\$ 2,436
8,225	Los Angeles	Van Nuys Courthouse East	D5092-Emergency Light and Power Systems	\$ 23,742	\$ 21,306	\$ 2,436
8,226	Santa Barbara	Santa Maria Courts, Bldg G	D5092-Emergency Light and Power Systems	\$ 21,390	\$ 21,390	\$ -
8,227	El Dorado	Johnson Bldg.	D5092-Emergency Light and Power Systems	\$ 21,748	\$ 21,748	\$ -
8,228	San Mateo	Central Branch	D5092-Emergency Light and Power Systems	\$ 21,854	\$ 21,854	\$ -
8,229	Riverside	Corona	D5092-Emergency Light and Power Systems	\$ 21,998	\$ 21,998	\$ -
8,230	Riverside	Corona	D5092-Emergency Light and Power Systems	\$ 22,345	\$ 22,345	\$ -
8,231	San Luis Obispo	Courthouse Annex	D5092-Emergency Light and Power Systems	\$ 44,969	\$ 22,368	\$ 22,601
8,232	Merced	Old Court	D5092-Emergency Light and Power Systems	\$ 22,683	\$ 22,683	\$ -
8,233	Riverside	Corona	D5092-Emergency Light and Power Systems	\$ 23,025	\$ 23,025	\$ -

Line #	County	Facility Name	Project System Targeted for Renewal	Project Rough Order of Magnitude	Judicial Branch Share of Cost	County Share of Cost
8,234	San Bernardino	Juvenile Dependency Courthouse	D5092-Emergency Light and Power Systems	\$ 23,186	\$ 23,186	\$ -
8,235	Los Angeles	Torrance Courthouse	D5092-Emergency Light and Power Systems	\$ 25,784	\$ 23,316	\$ 2,468
8,236	San Mateo	Central Branch	D5092-Emergency Light and Power Systems	\$ 23,369	\$ 23,369	\$ -
8,237	Los Angeles	Chatsworth Courthouse	D5092-Emergency Light and Power Systems	\$ 28,151	\$ 23,591	\$ 4,560
8,238	San Luis Obispo	Courthouse Annex	D5092-Emergency Light and Power Systems	\$ 48,802	\$ 24,274	\$ 24,528
8,239	Los Angeles	Van Nuys Courthouse West	D5092-Emergency Light and Power Systems	\$ 30,185	\$ 24,293	\$ 5,892
8,240	Kern	Arvin/ Lamont Branch	D5092-Emergency Light and Power Systems	\$ 24,950	\$ 24,950	\$ -
8,241	Del Norte	Del Norte County Superior Court	D5092-Emergency Light and Power Systems	\$ 40,962	\$ 25,097	\$ 15,865
8,242	Imperial	Imperial County Courthouse	D5092-Emergency Light and Power Systems	\$ 25,301	\$ 25,301	\$ -
8,243	Tulare	Visalia Superior Court	D5092-Emergency Light and Power Systems	\$ 78,976	\$ 25,533	\$ 53,443
8,244	Santa Barbara	Santa Maria Courts Bldgs C + D	D5092-Emergency Light and Power Systems	\$ 46,898	\$ 25,653	\$ 21,245
8,245	Los Angeles	Whittier Courthouse	D5092-Emergency Light and Power Systems	\$ 25,684	\$ 25,684	\$ -
8,246	Yolo	Family Support	D5092-Emergency Light and Power Systems	\$ 26,147	\$ 26,147	\$ -
8,247	Kern	Arvin/ Lamont Branch	D5092-Emergency Light and Power Systems	\$ 26,966	\$ 26,966	\$ -
8,248	San Bernardino	San Bernardino Courthouse - Annex	D5092-Emergency Light and Power Systems	\$ 27,274	\$ 27,274	\$ -
8,249	San Diego	Juvenile Court	D5092-Emergency Light and Power Systems	\$ 27,787	\$ 27,787	\$ -
8,250	Contra Costa	George D. Carroll Courthouse	D5092-Emergency Light and Power Systems	\$ 27,915	\$ 27,915	\$ -
8,251	Orange	Civil Complex Center ("CXC")	D5092-Emergency Light and Power Systems	\$ 28,445	\$ 28,445	\$ -
8,252	San Bernardino	Victorville Courthouse-Dept. N-1	D5092-Emergency Light and Power Systems	\$ 28,693	\$ 28,693	\$ -
8,253	Riverside	Palm Springs Courts	D5092-Emergency Light and Power Systems	\$ 29,669	\$ 29,669	\$ -
8,254	Alameda	Wiley W. Manuel Courthouse	D5092-Emergency Light and Power Systems	\$ 35,116	\$ 30,052	\$ 5,064
8,255	Los Angeles	Beverly Hills Courthouse	D5092-Emergency Light and Power Systems	\$ 38,207	\$ 30,382	\$ 7,825
8,256	Tulare	Visalia Superior Court	D5092-Emergency Light and Power Systems	\$ 96,229	\$ 31,111	\$ 65,118
8,257	San Luis Obispo	Paso Robles Courthouse	D5092-Emergency Light and Power Systems	\$ 31,166	\$ 31,166	\$ -
8,258	Contra Costa	Family Law Center	D5092-Emergency Light and Power Systems	\$ 31,283	\$ 31,283	\$ -
8,259	Los Angeles	Edmund D. Edelman Children's Court	D5092-Emergency Light and Power Systems	\$ 45,731	\$ 32,007	\$ 13,724
8,260	Los Angeles	Eastlake Juvenile Court	D5092-Emergency Light and Power Systems	\$ 59,215	\$ 32,438	\$ 26,777
8,261	Placer	Historic Courthouse	D5092-Emergency Light and Power Systems	\$ 32,619	\$ 32,619	\$ -
8,262	San Luis Obispo	Courthouse Annex	D5092-Emergency Light and Power Systems	\$ 33,400	\$ 33,400	\$ -
8,263	Alameda	George E. McDonald Hall of Justice	D5092-Emergency Light and Power Systems	\$ 33,413	\$ 33,413	\$ -
8,264	San Bernardino	Barstow Courthouse	D5092-Emergency Light and Power Systems	\$ 33,904	\$ 33,904	\$ -
8,265	Stanislaus	Modesto Main Courthouse	D5092-Emergency Light and Power Systems	\$ 34,137	\$ 34,137	\$ -
8,266	Los Angeles	Chatsworth Courthouse	D5092-Emergency Light and Power Systems	\$ 41,545	\$ 34,815	\$ 6,730
8,267	Los Angeles	Santa Clarita Courthouse	D5092-Emergency Light and Power Systems	\$ 39,735	\$ 35,122	\$ 4,613
8,268	San Mateo	Northern Branch Courthouse	D5092-Emergency Light and Power Systems	\$ 36,920	\$ 36,920	\$ -
8,269	Santa Barbara	Santa Maria Courts Bldgs C + D	D5092-Emergency Light and Power Systems	\$ 36,964	\$ 36,964	\$ -

Line #	County	Facility Name	Project System Targeted for Renewal	Project Rough Order of Magnitude	Judicial Branch Share of Cost	County Share of Cost
8,270	Santa Barbara	Santa Maria Courts Bldgs C + D	D5092-Emergency Light and Power Systems	\$ 36,964	\$ 36,964	\$ -
8,271	Contra Costa	Walnut Creek Courthouse	D5092-Emergency Light and Power Systems	\$ 36,966	\$ 36,966	\$ -
8,272	San Diego	Kearny Mesa Court	D5092-Emergency Light and Power Systems	\$ 37,511	\$ 37,511	\$ -
8,273	Santa Barbara	Santa Maria Courts Bldgs C + D	D5092-Emergency Light and Power Systems	\$ 37,671	\$ 37,671	\$ -
8,274	Los Angeles	East Los Angeles Courthouse	D5092-Emergency Light and Power Systems	\$ 50,380	\$ 39,155	\$ 11,225
8,275	Los Angeles	Burbank Courthouse	D5092-Emergency Light and Power Systems	\$ 43,280	\$ 39,281	\$ 3,999
8,276	Kern	Bakersfield Juvenile Center	D5092-Emergency Light and Power Systems	\$ 39,407	\$ 39,407	\$ -
8,277	Humboldt	Humboldt County Courthouse (Eureka)	D5092-Emergency Light and Power Systems	\$ 40,251	\$ 40,251	\$ -
8,278	San Bernardino	Chino Courthouse	D5092-Emergency Light and Power Systems	\$ 40,516	\$ 40,516	\$ -
8,279	San Bernardino	Barstow Courthouse	D5092-Emergency Light and Power Systems	\$ 41,299	\$ 41,299	\$ -
8,280	San Bernardino	Fontana Courthouse	D5092-Emergency Light and Power Systems	\$ 41,751	\$ 41,751	\$ -
8,281	Mendocino	County Courthouse	D5092-Emergency Light and Power Systems	\$ 42,542	\$ 42,542	\$ -
8,282	Santa Clara	Santa Clara Courthouse	D5092-Emergency Light and Power Systems	\$ 42,650	\$ 42,650	\$ -
8,283	San Bernardino	Victorville Courthouse-Dept. N-1	D5092-Emergency Light and Power Systems	\$ 66,475	\$ 42,710	\$ 23,765
8,284	Solano	Hall of Justice	D5092-Emergency Light and Power Systems	\$ 42,749	\$ 42,749	\$ -
8,285	Los Angeles	Norwalk Courthouse	D5092-Emergency Light and Power Systems	\$ 50,380	\$ 42,838	\$ 7,542
8,286	San Bernardino	Joshua Tree Courthouse	D5092-Emergency Light and Power Systems	\$ 42,943	\$ 42,943	\$ -
8,287	Solano	Solano Justice Building	D5092-Emergency Light and Power Systems	\$ 56,981	\$ 43,363	\$ 13,618
8,288	Santa Clara	Hall of Justice (West)	D5092-Emergency Light and Power Systems	\$ 44,545	\$ 44,545	\$ -
8,289	San Diego	Kearny Mesa Court	D5092-Emergency Light and Power Systems	\$ 44,845	\$ 44,845	\$ -
8,290	Los Angeles	Metropolitan Courthouse	D5092-Emergency Light and Power Systems	\$ 47,832	\$ 45,220	\$ 2,612
8,291	San Bernardino	San Bernardino Courthouse - Annex	D5092-Emergency Light and Power Systems	\$ 45,346	\$ 45,346	\$ -
8,292	Mendocino	County Courthouse	D5092-Emergency Light and Power Systems	\$ 45,436	\$ 45,436	\$ -
8,293	San Mateo	Northern Branch Courthouse	D5092-Emergency Light and Power Systems	\$ 45,444	\$ 45,444	\$ -
8,294	El Dorado	Johnson Bldg.	D5092-Emergency Light and Power Systems	\$ 46,321	\$ 46,321	\$ -
8,295	Santa Barbara	Santa Maria Courts, Bldg G	D5092-Emergency Light and Power Systems	\$ 47,216	\$ 47,216	\$ -
8,296	Orange	West Justice Center	D5092-Emergency Light and Power Systems	\$ 47,481	\$ 47,481	\$ -
8,297	San Diego	Family Court	D5092-Emergency Light and Power Systems	\$ 48,331	\$ 48,331	\$ -
8,298	Placer	Historic Courthouse	D5092-Emergency Light and Power Systems	\$ 65,108	\$ 50,133	\$ 14,975
8,299	Los Angeles	Pasadena Courthouse	D5092-Emergency Light and Power Systems	\$ 72,591	\$ 50,342	\$ 22,249
8,300	Imperial	Imperial County Courthouse	D5092-Emergency Light and Power Systems	\$ 50,348	\$ 50,348	\$ -
8,301	Solano	Solano Justice Building	D5092-Emergency Light and Power Systems	\$ 50,402	\$ 50,402	\$ -
8,302	Kern	Bakersfield Justice Bldg.	D5092-Emergency Light and Power Systems	\$ 50,535	\$ 50,535	\$ -
8,303	Los Angeles	Central Arraignment Courts	D5092-Emergency Light and Power Systems	\$ 56,530	\$ 51,007	\$ 5,523
8,304	Los Angeles	Pomona Courthouse North	D5092-Emergency Light and Power Systems	\$ 51,509	\$ 51,509	\$ -

Line #	County	Facility Name	Project System Targeted for Renewal	Project Rough Order of Magnitude	Judicial Branch Share of Cost	County Share of Cost
8,305	Santa Barbara	Santa Maria Courts Bldgs C + D	D5092-Emergency Light and Power Systems	\$ 51,640	\$ 51,640	\$ -
8,306	San Luis Obispo	Courthouse Annex	D5092-Emergency Light and Power Systems	\$ 51,658	\$ 51,658	\$ -
8,307	Humboldt	Humboldt County Courthouse (Eureka)	D5092-Emergency Light and Power Systems	\$ 51,973	\$ 51,973	\$ -
8,308	Tulare	Visalia Superior Court	D5092-Emergency Light and Power Systems	\$ 53,539	\$ 53,539	\$ -
8,309	Sutter	Courthouse West	D5092-Emergency Light and Power Systems	\$ 54,565	\$ 54,565	\$ -
8,310	Los Angeles	Van Nuys Courthouse East	D5092-Emergency Light and Power Systems	\$ 60,868	\$ 54,623	\$ 6,245
8,311	Santa Barbara	Santa Maria Courts, Bldg G	D5092-Emergency Light and Power Systems	\$ 55,015	\$ 55,015	\$ -
8,312	Kern	Bakersfield Superior Court	D5092-Emergency Light and Power Systems	\$ 55,365	\$ 55,365	\$ -
8,313	San Luis Obispo	Courthouse Annex	D5092-Emergency Light and Power Systems	\$ 56,061	\$ 56,061	\$ -
8,314	Kern	Bakersfield Superior Court	D5092-Emergency Light and Power Systems	\$ 56,461	\$ 56,461	\$ -
8,315	Napa	Historic Courthouse	D5092-Emergency Light and Power Systems	\$ 60,460	\$ 56,826	\$ 3,634
8,316	San Diego	North County Regional Center - North	D5092-Emergency Light and Power Systems	\$ 56,995	\$ 56,995	\$ -
8,317	Sacramento	Juvenile Courthouse	D5092-Emergency Light and Power Systems	\$ 57,341	\$ 57,341	\$ -
8,318	San Diego	Family Court	D5092-Emergency Light and Power Systems	\$ 57,376	\$ 57,376	\$ -
8,319	Santa Clara	Historic Courthouse	D5092-Emergency Light and Power Systems	\$ 57,450	\$ 57,450	\$ -
8,320	Santa Barbara	Figueroa Division	D5092-Emergency Light and Power Systems	\$ 57,517	\$ 57,517	\$ -
8,321	Los Angeles	Van Nuys Courthouse East	D5092-Emergency Light and Power Systems	\$ 65,393	\$ 58,684	\$ 6,709
8,322	Solano	Solano Justice Building	D5092-Emergency Light and Power Systems	\$ 58,866	\$ 58,866	\$ -
8,323	Imperial	Imperial County Courthouse	D5092-Emergency Light and Power Systems	\$ 59,020	\$ 59,020	\$ -
8,324	Stanislaus	Modesto Main Courthouse	D5092-Emergency Light and Power Systems	\$ 59,277	\$ 59,277	\$ -
8,325	San Bernardino	Chino Courthouse	D5092-Emergency Light and Power Systems	\$ 59,641	\$ 59,641	\$ -
8,326	El Dorado	Bldg. C	D5092-Emergency Light and Power Systems	\$ 59,775	\$ 59,775	\$ -
8,327	Los Angeles	Stanley Mosk Courthouse	D5092-Emergency Light and Power Systems	\$ 62,449	\$ 60,738	\$ 1,711
8,328	Los Angeles	El Monte Courthouse	D5092-Emergency Light and Power Systems	\$ 105,025	\$ 61,041	\$ 43,984
8,329	Alameda	George E. McDonald Hall of Justice	D5092-Emergency Light and Power Systems	\$ 61,681	\$ 61,681	\$ -
8,330	Los Angeles	El Monte Courthouse	D5092-Emergency Light and Power Systems	\$ 106,643	\$ 61,981	\$ 44,662
8,331	Los Angeles	Alhambra Courthouse	D5092-Emergency Light and Power Systems	\$ 72,330	\$ 62,204	\$ 10,126
8,332	Fresno	Fresno County Courthouse	D5092-Emergency Light and Power Systems	\$ 65,500	\$ 62,821	\$ 2,679
8,333	Santa Clara	Santa Clara Courthouse	D5092-Emergency Light and Power Systems	\$ 63,006	\$ 63,006	\$ -
8,334	Los Angeles	Beverly Hills Courthouse	D5092-Emergency Light and Power Systems	\$ 80,234	\$ 63,802	\$ 16,432
8,335	Contra Costa	George D. Carroll Courthouse	D5092-Emergency Light and Power Systems	\$ 64,055	\$ 64,055	\$ -
8,336	Los Angeles	Pomona Courthouse North	D5092-Emergency Light and Power Systems	\$ 64,164	\$ 64,164	\$ -
8,337	Los Angeles	Hollywood Courthouse	D5092-Emergency Light and Power Systems	\$ 71,460	\$ 65,093	\$ 6,367



Line #	County	Facility Name	Project System Targeted for Renewal	Project Rough Order of Magnitude	Judicial Branch Share of Cost	County Share of Cost
8,338	San Diego	North County Regional Center - North	D5092-Emergency Light and Power Systems	\$ 65,143	\$ 65,143	\$ -
8,339	Santa Barbara	Figuroa Division	D5092-Emergency Light and Power Systems	\$ 66,203	\$ 66,203	\$ -
8,340	Contra Costa	Family Law Center	D5092-Emergency Light and Power Systems	\$ 68,272	\$ 68,272	\$ -
8,341	Los Angeles	Beverly Hills Courthouse	D5092-Emergency Light and Power Systems	\$ 86,172	\$ 68,524	\$ 17,648
8,342	Kern	Shafter/Wasco Courts Bldg.	D5092-Emergency Light and Power Systems	\$ 68,534	\$ 68,534	\$ -
8,343	Los Angeles	Pasadena Courthouse	D5092-Emergency Light and Power Systems	\$ 100,127	\$ 69,438	\$ 30,689
8,344	Napa	Historic Courthouse	D5092-Emergency Light and Power Systems	\$ 74,418	\$ 69,945	\$ 4,473
8,345	Los Angeles	East Los Angeles Courthouse	D5092-Emergency Light and Power Systems	\$ 91,998	\$ 71,501	\$ 20,497
8,346	Alameda	Hayward Hall of Justice	D5092-Emergency Light and Power Systems	\$ 71,646	\$ 71,646	\$ -
8,347	Butte	Butte County Courthouse	D5092-Emergency Light and Power Systems	\$ 72,886	\$ 72,886	\$ -
8,348	Solano	Law And Justice Center	D5092-Emergency Light and Power Systems	\$ 74,414	\$ 74,414	\$ -
8,349	Los Angeles	Burbank Courthouse	D5092-Emergency Light and Power Systems	\$ 83,221	\$ 75,531	\$ 7,690
8,350	Merced	Main Merced Courthouse	D5092-Emergency Light and Power Systems	\$ 77,083	\$ 77,083	\$ -
8,351	Contra Costa	Wakefield Taylor Courthouse	D5092-Emergency Light and Power Systems	\$ 77,395	\$ 77,395	\$ -
8,352	Los Angeles	Whittier Courthouse	D5092-Emergency Light and Power Systems	\$ 77,477	\$ 77,477	\$ -
8,353	Ventura	Hall of Justice	D5092-Emergency Light and Power Systems	\$ 77,672	\$ 77,672	\$ -
8,354	Contra Costa	Bray Courts	D5092-Emergency Light and Power Systems	\$ 77,973	\$ 77,973	\$ -
8,355	San Diego	East County Regional Center	D5092-Emergency Light and Power Systems	\$ 78,497	\$ 78,497	\$ -
8,356	Alameda	Fremont Hall of Justice	D5092-Emergency Light and Power Systems	\$ 99,121	\$ 78,702	\$ 20,419
8,357	El Dorado	Main St. Courthouse	D5092-Emergency Light and Power Systems	\$ 79,017	\$ 79,017	\$ -
8,358	Contra Costa	Family Law Center	D5092-Emergency Light and Power Systems	\$ 79,558	\$ 79,558	\$ -
8,359	Lake	Lakeport Court Facility	D5092-Emergency Light and Power Systems	\$ 80,985	\$ 80,985	\$ -
8,360	Riverside	Family Law Court	D5092-Emergency Light and Power Systems	\$ 81,291	\$ 81,291	\$ -
8,361	Kern	Bakersfield Juvenile Center	D5092-Emergency Light and Power Systems	\$ 81,867	\$ 81,867	\$ -
8,362	Fresno	2424 Ventura Street - 5 DCA	D5092-Emergency Light and Power Systems	\$ 81,874	\$ 81,874	\$ -
8,363	Alameda	Hayward Hall of Justice	D5092-Emergency Light and Power Systems	\$ 82,205	\$ 82,205	\$ -
8,364	San Bernardino	Chino Courthouse	D5092-Emergency Light and Power Systems	\$ 82,781	\$ 82,781	\$ -
8,365	Contra Costa	George D. Carroll Courthouse	D5092-Emergency Light and Power Systems	\$ 83,907	\$ 83,907	\$ -
8,366	San Bernardino	Chino Courthouse	D5092-Emergency Light and Power Systems	\$ 84,126	\$ 84,126	\$ -
8,367	Los Angeles	Airport Courthouse	D5092-Emergency Light and Power Systems	\$ 110,231	\$ 85,065	\$ 25,166
8,368	Orange	Central Justice Center	D5092-Emergency Light and Power Systems	\$ 93,578	\$ 85,315	\$ 8,263
8,369	Riverside	Larson Justice Center	D5092-Emergency Light and Power Systems	\$ 87,974	\$ 85,678	\$ 2,296
8,370	Riverside	Family Law Court	D5092-Emergency Light and Power Systems	\$ 86,991	\$ 86,991	\$ -
8,371	San Diego	East County Regional Center	D5092-Emergency Light and Power Systems	\$ 88,696	\$ 88,696	\$ -
8,372	Santa Barbara	Santa Maria Courts, Bldg G	D5092-Emergency Light and Power Systems	\$ 88,949	\$ 88,949	\$ -



Line #	County	Facility Name	Project System Targeted for Renewal	Project Rough Order of Magnitude	Judicial Branch Share of Cost	County Share of Cost
8,373	Kern	Bakersfield Superior Court	D5092-Emergency Light and Power Systems	\$ 89,115	\$ 89,115	\$ -
8,374	Orange	West Justice Center	D5092-Emergency Light and Power Systems	\$ 89,122	\$ 89,122	\$ -
8,375	Ventura	Hall of Justice	D5092-Emergency Light and Power Systems	\$ 90,661	\$ 90,661	\$ -
8,376	Los Angeles	San Fernando Courthouse	D5092-Emergency Light and Power Systems	\$ 90,854	\$ 90,854	\$ -
8,377	Riverside	Hall of Justice	D5092-Emergency Light and Power Systems	\$ 91,111	\$ 91,111	\$ -
8,378	Butte	Butte County Courthouse	D5092-Emergency Light and Power Systems	\$ 91,157	\$ 91,157	\$ -
8,379	Orange	North Justice Center	D5092-Emergency Light and Power Systems	\$ 101,703	\$ 91,848	\$ 9,855
8,380	Orange	West Justice Center	D5092-Emergency Light and Power Systems	\$ 92,627	\$ 92,627	\$ -
8,381	Tulare	Visalia Superior Court	D5092-Emergency Light and Power Systems	\$ 92,627	\$ 92,627	\$ -
8,382	Solano	Hall of Justice	D5092-Emergency Light and Power Systems	\$ 127,839	\$ 93,092	\$ 34,747
8,383	Orange	Central Justice Center	D5092-Emergency Light and Power Systems	\$ 93,578	\$ 93,578	\$ -
8,384	Contra Costa	Bray Courts	D5092-Emergency Light and Power Systems	\$ 94,537	\$ 94,537	\$ -
8,385	Los Angeles	Santa Monica Courthouse	D5092-Emergency Light and Power Systems	\$ 120,527	\$ 94,602	\$ 25,925
8,386	Orange	Harbor Justice Center-Newport Beach Facility	D5092-Emergency Light and Power Systems	\$ 94,789	\$ 94,789	\$ -
8,387	Santa Clara	Hall of Justice (West)	D5092-Emergency Light and Power Systems	\$ 95,530	\$ 95,530	\$ -
8,388	Contra Costa	Family Law Center	D5092-Emergency Light and Power Systems	\$ 96,021	\$ 96,021	\$ -
8,389	Orange	Betty Lou Lamoreaux Justice Center	D5092-Emergency Light and Power Systems	\$ 99,011	\$ 99,011	\$ -
8,390	Los Angeles	Chatsworth Courthouse	D5092-Emergency Light and Power Systems	\$ 118,848	\$ 99,595	\$ 19,253
8,391	Shasta	Main Courthouse	D5092-Emergency Light and Power Systems	\$ 142,878	\$ 99,600	\$ 43,278
8,392	Contra Costa	Bray Courts	D5092-Emergency Light and Power Systems	\$ 100,151	\$ 100,151	\$ -
8,393	Orange	Betty Lou Lamoreaux Justice Center	D5092-Emergency Light and Power Systems	\$ 125,853	\$ 100,619	\$ 25,234
8,394	Riverside	Southwest Justice Center	D5092-Emergency Light and Power Systems	\$ 101,253	\$ 101,253	\$ -
8,395	Los Angeles	Torrance Courthouse	D5092-Emergency Light and Power Systems	\$ 121,119	\$ 103,121	\$ 17,998
8,396	Riverside	Family Law Court	D5092-Emergency Light and Power Systems	\$ 104,122	\$ 104,122	\$ -
8,397	Los Angeles	Stanley Mosk Courthouse	D5092-Emergency Light and Power Systems	\$ 107,637	\$ 104,688	\$ 2,949
8,398	Los Angeles	East Los Angeles Courthouse	D5092-Emergency Light and Power Systems	\$ 135,845	\$ 105,579	\$ 30,266
8,399	Santa Clara	Downtown Superior Court	D5092-Emergency Light and Power Systems	\$ 105,693	\$ 105,693	\$ -
8,400	Los Angeles	Bellflower Courthouse	D5092-Emergency Light and Power Systems	\$ 105,931	\$ 105,931	\$ -
8,401	San Diego	County Courthouse	D5092-Emergency Light and Power Systems	\$ 137,899	\$ 106,761	\$ 31,138
8,402	Los Angeles	Pasadena Courthouse	D5092-Emergency Light and Power Systems	\$ 155,103	\$ 107,564	\$ 47,539
8,403	San Diego	East County Regional Center	D5092-Emergency Light and Power Systems	\$ 107,931	\$ 107,931	\$ -
8,404	Los Angeles	Downey Courthouse	D5092-Emergency Light and Power Systems	\$ 109,084	\$ 109,084	\$ -
8,405	Napa	Criminal Court Building	D5092-Emergency Light and Power Systems	\$ 110,471	\$ 110,471	\$ -
8,406	Solano	Hall of Justice	D5092-Emergency Light and Power Systems	\$ 110,479	\$ 110,479	\$ -
8,407	Los Angeles	Norwalk Courthouse	D5092-Emergency Light and Power Systems	\$ 133,117	\$ 113,189	\$ 19,928

Line #	County	Facility Name	Project System Targeted for Renewal	Project Rough Order of Magnitude	Judicial Branch Share of Cost	County Share of Cost
8,408	Los Angeles	Van Nuys Courthouse West	D5092-Emergency Light and Power Systems	\$ 141,270	\$ 113,694	\$ 27,576
8,409	Santa Clara	Historic Courthouse	D5092-Emergency Light and Power Systems	\$ 114,129	\$ 114,129	\$ -
8,410	Los Angeles	Pomona Courthouse South	D5092-Emergency Light and Power Systems	\$ 115,223	\$ 115,223	\$ -
8,411	Fresno	B.F. Sisk Courthouse	D5092-Emergency Light and Power Systems	\$ 116,126	\$ 116,126	\$ -
8,412	Los Angeles	Whittier Courthouse	D5092-Emergency Light and Power Systems	\$ 116,750	\$ 116,750	\$ -
8,413	Los Angeles	West Covina Courthouse	D5092-Emergency Light and Power Systems	\$ 117,690	\$ 117,690	\$ -
8,414	Solano	Hall of Justice	D5092-Emergency Light and Power Systems	\$ 161,860	\$ 117,866	\$ 43,994
8,415	Los Angeles	Santa Monica Courthouse	D5092-Emergency Light and Power Systems	\$ 151,606	\$ 118,996	\$ 32,610
8,416	Los Angeles	Central Arraignment Courts	D5092-Emergency Light and Power Systems	\$ 133,117	\$ 120,111	\$ 13,006
8,417	Los Angeles	West Covina Courthouse	D5092-Emergency Light and Power Systems	\$ 122,173	\$ 122,173	\$ -
8,418	Orange	Central Justice Center	D5092-Emergency Light and Power Systems	\$ 134,552	\$ 122,671	\$ 11,881
8,419	San Francisco	Hall of Justice	D5092-Emergency Light and Power Systems	\$ 122,762	\$ 122,762	\$ -
8,420	Alameda	Fremont Hall of Justice	D5092-Emergency Light and Power Systems	\$ 123,265	\$ 123,265	\$ -
8,421	Sacramento	Carol Miller Justice Center Court Facility	D5092-Emergency Light and Power Systems	\$ 126,520	\$ 123,673	\$ 2,847
8,422	Los Angeles	Compton Courthouse	D5092-Emergency Light and Power Systems	\$ 124,050	\$ 124,050	\$ -
8,423	Alameda	Hayward Hall of Justice	D5092-Emergency Light and Power Systems	\$ 124,510	\$ 124,510	\$ -
8,424	San Diego	North County Regional Center - South	D5092-Emergency Light and Power Systems	\$ 187,265	\$ 125,917	\$ 61,348
8,425	Alameda	Fremont Hall of Justice	D5092-Emergency Light and Power Systems	\$ 160,407	\$ 127,363	\$ 33,044
8,426	San Diego	South County Regional Center	D5092-Emergency Light and Power Systems	\$ 128,734	\$ 128,734	\$ -
8,427	Los Angeles	Compton Courthouse	D5092-Emergency Light and Power Systems	\$ 128,956	\$ 128,956	\$ -
8,428	Alameda	Hayward Hall of Justice	D5092-Emergency Light and Power Systems	\$ 147,591	\$ 130,323	\$ 17,268
8,429	Kern	Bakersfield Justice Bldg.	D5092-Emergency Light and Power Systems	\$ 130,634	\$ 130,634	\$ -
8,430	San Diego	North County Regional Center - South	D5092-Emergency Light and Power Systems	\$ 130,941	\$ 130,941	\$ -
8,431	Los Angeles	Bellflower Courthouse	D5092-Emergency Light and Power Systems	\$ 131,661	\$ 131,661	\$ -
8,432	Riverside	Southwest Justice Center	D5092-Emergency Light and Power Systems	\$ 175,489	\$ 134,074	\$ 41,415
8,433	Los Angeles	Compton Courthouse	D5092-Emergency Light and Power Systems	\$ 135,218	\$ 135,218	\$ -
8,434	San Diego	South County Regional Center	D5092-Emergency Light and Power Systems	\$ 137,098	\$ 137,098	\$ -
8,435	Santa Clara	Hall of Justice (East)	D5092-Emergency Light and Power Systems	\$ 137,285	\$ 137,285	\$ -
8,436	Los Angeles	Inglewood Courthouse	D5092-Emergency Light and Power Systems	\$ 185,382	\$ 138,221	\$ 47,161
8,437	Los Angeles	Norwalk Courthouse	D5092-Emergency Light and Power Systems	\$ 163,187	\$ 138,758	\$ 24,429
8,438	Riverside	Hall of Justice	D5092-Emergency Light and Power Systems	\$ 139,399	\$ 139,399	\$ -
8,439	Kern	Bakersfield Superior Court	D5092-Emergency Light and Power Systems	\$ 141,499	\$ 141,499	\$ -
8,440	Kern	Bakersfield Superior Court	D5092-Emergency Light and Power Systems	\$ 143,024	\$ 143,024	\$ -



Line #	County	Facility Name	Project System Targeted for Renewal	Project Rough Order of Magnitude	Judicial Branch Share of Cost	County Share of Cost
8,441	Santa Clara	Downtown Superior Court	D5092-Emergency Light and Power Systems	\$ 145,958	\$ 145,958	\$ -
8,442	Fresno	B.F. Sisk Courthouse	D5092-Emergency Light and Power Systems	\$ 146,118	\$ 146,118	\$ -
8,443	Sacramento	Carol Miller Justice Center Court Facility	D5092-Emergency Light and Power Systems	\$ 151,892	\$ 148,474	\$ 3,418
8,444	Napa	Criminal Court Building	D5092-Emergency Light and Power Systems	\$ 149,515	\$ 149,515	\$ -
8,445	San Mateo	Hall of Justice	D5092-Emergency Light and Power Systems	\$ 149,722	\$ 149,722	\$ -
8,446	Sacramento	Juvenile Courthouse	D5092-Emergency Light and Power Systems	\$ 150,528	\$ 150,528	\$ -
8,447	San Francisco	Hall of Justice	D5092-Emergency Light and Power Systems	\$ 151,105	\$ 151,105	\$ -
8,448	Los Angeles	Compton Courthouse	D5092-Emergency Light and Power Systems	\$ 152,128	\$ 152,128	\$ -
8,449	Kern	Bakersfield Juvenile Center	D5092-Emergency Light and Power Systems	\$ 154,649	\$ 154,649	\$ -
8,450	Contra Costa	Wakefield Taylor Courthouse	D5092-Emergency Light and Power Systems	\$ 155,688	\$ 155,688	\$ -
8,451	Los Angeles	Compton Courthouse	D5092-Emergency Light and Power Systems	\$ 159,515	\$ 159,515	\$ -
8,452	Kern	Arvin/ Lamont Branch	D5092-Emergency Light and Power Systems	\$ 161,461	\$ 161,461	\$ -
8,453	Los Angeles	Inglewood Courthouse	D5092-Emergency Light and Power Systems	\$ 167,079	\$ 167,079	\$ -
8,454	San Bernardino	Rancho Cucamonga Courthouse	D5092-Emergency Light and Power Systems	\$ 167,561	\$ 167,561	\$ -
8,455	Riverside	Larson Justice Center	D5092-Emergency Light and Power Systems	\$ 172,093	\$ 167,601	\$ 4,492
8,456	Los Angeles	Torrance Courthouse	D5092-Emergency Light and Power Systems	\$ 188,595	\$ 170,546	\$ 18,049
8,457	Sacramento	Carol Miller Justice Center Court Facility	D5092-Emergency Light and Power Systems	\$ 175,295	\$ 171,351	\$ 3,944
8,458	Los Angeles	Compton Courthouse	D5092-Emergency Light and Power Systems	\$ 173,686	\$ 173,686	\$ -
8,459	Riverside	Larson Justice Center	D5092-Emergency Light and Power Systems	\$ 179,008	\$ 174,336	\$ 4,672
8,460	San Francisco	Civic Center Courthouse	D5092-Emergency Light and Power Systems	\$ 175,070	\$ 175,070	\$ -
8,461	San Francisco	Civic Center Courthouse	D5092-Emergency Light and Power Systems	\$ 176,007	\$ 176,007	\$ -
8,462	Alameda	Wiley W. Manuel Courthouse	D5092-Emergency Light and Power Systems	\$ 209,182	\$ 179,018	\$ 30,164
8,463	Kern	Bakersfield Justice Bldg.	D5092-Emergency Light and Power Systems	\$ 182,456	\$ 182,456	\$ -
8,464	San Mateo	Hall of Justice	D5092-Emergency Light and Power Systems	\$ 184,289	\$ 184,289	\$ -
8,465	Orange	North Justice Center	D5092-Emergency Light and Power Systems	\$ 204,853	\$ 185,003	\$ 19,850
8,466	San Francisco	Civic Center Courthouse	D5092-Emergency Light and Power Systems	\$ 187,020	\$ 187,020	\$ -
8,467	Santa Clara	Hall of Justice (East)	D5092-Emergency Light and Power Systems	\$ 189,288	\$ 189,288	\$ -
8,468	Ventura	Hall of Justice	D5092-Emergency Light and Power Systems	\$ 193,130	\$ 193,130	\$ -
8,469	Los Angeles	Airport Courthouse	D5092-Emergency Light and Power Systems	\$ 251,570	\$ 194,137	\$ 57,433
8,470	Los Angeles	Van Nuys Courthouse West	D5092-Emergency Light and Power Systems	\$ 242,118	\$ 194,857	\$ 47,261
8,471	San Diego	North County Regional Center - North	D5092-Emergency Light and Power Systems	\$ 195,156	\$ 195,156	\$ -
8,472	Sacramento	Gordon Schaber Sacramento Superior Court	D5092-Emergency Light and Power Systems	\$ 196,474	\$ 196,474	\$ -



Line #	County	Facility Name	Project System Targeted for Renewal	Project Rough Order of Magnitude	Judicial Branch Share of Cost	County Share of Cost
8,473	Los Angeles	Compton Courthouse	D5092-Emergency Light and Power Systems	\$ 309,730	\$ 204,824	\$ 104,906
8,474	Humboldt	Humboldt County Courthouse (Eureka)	D5092-Emergency Light and Power Systems	\$ 207,223	\$ 207,223	\$ -
8,475	Los Angeles	Pomona Courthouse South	D5092-Emergency Light and Power Systems	\$ 207,325	\$ 207,325	\$ -
8,476	Humboldt	Humboldt County Courthouse (Eureka)	D5092-Emergency Light and Power Systems	\$ 209,392	\$ 209,392	\$ -
8,477	Alameda	Hayward Hall of Justice	D5092-Emergency Light and Power Systems	\$ 238,846	\$ 210,901	\$ 27,945
8,478	Orange	Betty Lou Lamoreaux Justice Center	D5092-Emergency Light and Power Systems	\$ 221,142	\$ 221,142	\$ -
8,479	Los Angeles	Chatsworth Courthouse	D5092-Emergency Light and Power Systems	\$ 265,285	\$ 222,309	\$ 42,976
8,480	San Diego	South County Regional Center	D5092-Emergency Light and Power Systems	\$ 229,563	\$ 229,563	\$ -
8,481	Orange	Central Justice Center	D5092-Emergency Light and Power Systems	\$ 252,454	\$ 230,162	\$ 22,292
8,482	Riverside	Hall of Justice	D5092-Emergency Light and Power Systems	\$ 230,415	\$ 230,415	\$ -
8,483	San Bernardino	Rancho Cucamonga Courthouse	D5092-Emergency Light and Power Systems	\$ 310,438	\$ 236,088	\$ 74,350
8,484	Los Angeles	Metropolitan Courthouse	D5092-Emergency Light and Power Systems	\$ 257,098	\$ 243,060	\$ 14,038
8,485	Solano	Law And Justice Center	D5092-Emergency Light and Power Systems	\$ 248,451	\$ 248,451	\$ -
8,486	Los Angeles	Edmund D. Edelman Children's Court	D5092-Emergency Light and Power Systems	\$ 359,101	\$ 251,335	\$ 107,766
8,487	Sacramento	Gordon Schaber Sacramento Superior Court	D5092-Emergency Light and Power Systems	\$ 254,310	\$ 254,310	\$ -
8,488	Los Angeles	Pomona Courthouse South	D5092-Emergency Light and Power Systems	\$ 263,350	\$ 263,350	\$ -
8,489	Orange	Betty Lou Lamoreaux Justice Center	D5092-Emergency Light and Power Systems	\$ 332,940	\$ 266,186	\$ 66,754
8,490	Riverside	Hall of Justice	D5092-Emergency Light and Power Systems	\$ 271,660	\$ 271,660	\$ -
8,491	Solano	Law And Justice Center	D5092-Emergency Light and Power Systems	\$ 273,483	\$ 273,483	\$ -
8,492	Los Angeles	Michael D. Antonovich Antelope Valley Courthouse	D5092-Emergency Light and Power Systems	\$ 385,463	\$ 283,354	\$ 102,109
8,493	Fresno	Fresno County Courthouse	D5092-Emergency Light and Power Systems	\$ 298,759	\$ 286,540	\$ 12,219
8,494	Los Angeles	Clara Shortridge Foltz Criminal Justice Center	D5092-Emergency Light and Power Systems	\$ 417,564	\$ 287,242	\$ 130,322
8,495	Los Angeles	Metropolitan Courthouse	D5092-Emergency Light and Power Systems	\$ 309,235	\$ 292,351	\$ 16,884
8,496	Los Angeles	San Fernando Courthouse	D5092-Emergency Light and Power Systems	\$ 306,753	\$ 306,753	\$ -
8,497	San Bernardino	Rancho Cucamonga Courthouse	D5092-Emergency Light and Power Systems	\$ 315,883	\$ 315,883	\$ -
8,498	Los Angeles	Downey Courthouse	D5092-Emergency Light and Power Systems	\$ 318,630	\$ 318,630	\$ -
8,499	San Diego	Hall of Justice	D5092-Emergency Light and Power Systems	\$ 321,457	\$ 321,457	\$ -
8,500	Los Angeles	San Fernando Courthouse	D5092-Emergency Light and Power Systems	\$ 346,765	\$ 346,765	\$ -
8,501	San Francisco	Civic Center Courthouse	D5092-Emergency Light and Power Systems	\$ 347,096	\$ 347,096	\$ -
8,502	Los Angeles	Chatsworth Courthouse	D5092-Emergency Light and Power Systems	\$ 416,394	\$ 348,938	\$ 67,456
8,503	Los Angeles	Edmund D. Edelman Children's Court	D5092-Emergency Light and Power Systems	\$ 503,033	\$ 352,073	\$ 150,960



Line #	County	Facility Name	Project System Targeted for Renewal	Project Rough Order of Magnitude	Judicial Branch Share of Cost	County Share of Cost
8,504	Los Angeles	Michael D. Antonovich Antelope Valley Courthouse	D5092-Emergency Light and Power Systems	\$ 479,515	\$ 352,491	\$ 127,024
8,505	Los Angeles	Airport Courthouse	D5092-Emergency Light and Power Systems	\$ 459,468	\$ 354,571	\$ 104,897
8,506	Kern	Bakersfield Justice Bldg.	D5092-Emergency Light and Power Systems	\$ 405,719	\$ 405,719	\$ -
8,507	San Diego	Hall of Justice	D5092-Emergency Light and Power Systems	\$ 439,470	\$ 439,470	\$ -
8,508	Solano	Law And Justice Center	D5092-Emergency Light and Power Systems	\$ 461,061	\$ 461,061	\$ -
8,509	Los Angeles	Clara Shortridge Foltz Criminal Justice Center	D5092-Emergency Light and Power Systems	\$ 799,704	\$ 550,116	\$ 249,588
8,510	Los Angeles	Clara Shortridge Foltz Criminal Justice Center	D5092-Emergency Light and Power Systems	\$ 842,517	\$ 579,567	\$ 262,950
8,511	San Diego	Hall of Justice	D5092-Emergency Light and Power Systems	\$ 617,266	\$ 617,266	\$ -
8,512	Alameda	Fremont Hall of Justice	D5092-Emergency Light and Power Systems	\$ 839,611	\$ 666,651	\$ 172,960
8,513	Los Angeles	Stanley Mosk Courthouse	D5092-Emergency Light and Power Systems	\$ 757,101	\$ 736,356	\$ 20,745
8,514	Alameda	Wiley W. Manuel Courthouse	D5092-Emergency Light and Power Systems	\$ 817,102	\$ 817,102	\$ -
8,515	Los Angeles	Stanley Mosk Courthouse	D5092-Emergency Light and Power Systems	\$ 910,635	\$ 885,684	\$ 24,951
8,516	Contra Costa	Jail Annex	D5093-Floor Raceway Systems	\$ 116,472	\$ 6,930	\$ 109,542
8,517	El Dorado	Bldg. C	D5093-Floor Raceway Systems	\$ 98,249	\$ 20,338	\$ 77,911
8,518	El Dorado	Bldg. C	D5093-Floor Raceway Systems	\$ 130,402	\$ 26,993	\$ 103,409
8,519	Siskiyou	Siskiyou County Courthouse	D5093-Floor Raceway Systems	\$ 92,933	\$ 31,253	\$ 61,680
8,520	Lake	Lakeport Court Facility	D5093-Floor Raceway Systems	\$ 142,655	\$ 42,797	\$ 99,859
8,521	San Diego	North County Regional Center - Annex	D5093-Floor Raceway Systems	\$ 44,807	\$ 44,807	\$ -
8,522	Riverside	Palm Springs Courts	D5093-Floor Raceway Systems	\$ 112,731	\$ 45,780	\$ 66,951
8,523	Riverside	Corona	D5093-Floor Raceway Systems	\$ 87,175	\$ 47,101	\$ 40,074
8,524	Nevada	Nevada City Courthouse Annex	D5093-Floor Raceway Systems	\$ 118,787	\$ 50,734	\$ 68,053
8,525	Riverside	Palm Springs Courts	D5093-Floor Raceway Systems	\$ 128,804	\$ 52,307	\$ 76,497
8,526	El Dorado	Cameron Park	D5093-Floor Raceway Systems	\$ 52,328	\$ 52,328	\$ -
8,527	San Mateo	Central Branch	D5093-Floor Raceway Systems	\$ 53,744	\$ 53,744	\$ -
8,528	Tulare	Tulare Division	D5093-Floor Raceway Systems	\$ 87,064	\$ 60,945	\$ 26,119
8,529	San Mateo	Northern Branch Courthouse	D5093-Floor Raceway Systems	\$ 84,661	\$ 70,446	\$ 14,215
8,530	Riverside	Riverside Juvenile Court	D5093-Floor Raceway Systems	\$ 170,280	\$ 84,016	\$ 86,264
8,531	Riverside	Palm Springs Courts	D5093-Floor Raceway Systems	\$ 209,354	\$ 85,019	\$ 124,335
8,532	Riverside	Corona	D5093-Floor Raceway Systems	\$ 161,885	\$ 87,466	\$ 74,419
8,533	Los Angeles	Burbank Courthouse	D5093-Floor Raceway Systems	\$ 96,629	\$ 87,700	\$ 8,929
8,534	El Dorado	Bldg. C	D5093-Floor Raceway Systems	\$ 425,324	\$ 88,042	\$ 337,282
8,535	Stanislaus	Modesto Main Courthouse	D5093-Floor Raceway Systems	\$ 88,313	\$ 88,128	\$ 185



Line #	County	Facility Name	Project System Targeted for Renewal	Project Rough Order of Magnitude	Judicial Branch Share of Cost	County Share of Cost
8,536	Santa Barbara	Figueroa Division	D5093-Floor Raceway Systems	\$ 88,937	\$ 88,937	\$ -
8,537	Riverside	Corona	D5093-Floor Raceway Systems	\$ 174,681	\$ 94,380	\$ 80,301
8,538	Tulare	Visalia Superior Court	D5093-Floor Raceway Systems	\$ 297,904	\$ 96,312	\$ 201,592
8,539	Tulare	Visalia Superior Court	D5093-Floor Raceway Systems	\$ 297,904	\$ 96,312	\$ 201,592
8,540	Tulare	Visalia Superior Court	D5093-Floor Raceway Systems	\$ 333,317	\$ 107,761	\$ 225,556
8,541	Sonoma	Main Adult Detention Facility	D5093-Floor Raceway Systems	\$ 2,695,421	\$ 110,512	\$ 2,584,909
8,542	Contra Costa	Walnut Creek Courthouse	D5093-Floor Raceway Systems	\$ 128,285	\$ 128,285	\$ -
8,543	Del Norte	Del Norte County Superior Court	D5093-Floor Raceway Systems	\$ 223,546	\$ 136,967	\$ 86,579
8,544	El Dorado	Johnson Bldg.	D5093-Floor Raceway Systems	\$ 137,015	\$ 137,015	\$ -
8,545	Humboldt	Humboldt County Courthouse (Eureka)	D5093-Floor Raceway Systems	\$ 430,881	\$ 143,742	\$ 287,139
8,546	Ventura	East County Courthouse	D5093-Floor Raceway Systems	\$ 237,733	\$ 146,800	\$ 90,933
8,547	San Luis Obispo	Courthouse Annex	D5093-Floor Raceway Systems	\$ 304,351	\$ 151,384	\$ 152,967
8,548	Ventura	East County Courthouse	D5093-Floor Raceway Systems	\$ 249,969	\$ 154,356	\$ 95,613
8,549	Santa Clara	Historic Courthouse	D5093-Floor Raceway Systems	\$ 163,670	\$ 163,670	\$ -
8,550	San Luis Obispo	Courthouse Annex	D5093-Floor Raceway Systems	\$ 333,277	\$ 165,772	\$ 167,505
8,551	Butte	Butte County Courthouse	D5093-Floor Raceway Systems	\$ 167,279	\$ 167,279	\$ -
8,552	Riverside	Hemet	D5093-Floor Raceway Systems	\$ 170,280	\$ 170,280	\$ -
8,553	Ventura	East County Courthouse	D5093-Floor Raceway Systems	\$ 282,650	\$ 174,536	\$ 108,114
8,554	San Luis Obispo	Courthouse Annex	D5093-Floor Raceway Systems	\$ 361,679	\$ 179,899	\$ 181,780
8,555	Stanislaus	Hall of Records	D5093-Floor Raceway Systems	\$ 407,579	\$ 190,625	\$ 216,954
8,556	San Diego	Juvenile Court	D5093-Floor Raceway Systems	\$ 268,844	\$ 200,611	\$ 68,233
8,557	Stanislaus	Modesto Main Courthouse	D5093-Floor Raceway Systems	\$ 220,782	\$ 220,318	\$ 464
8,558	Stanislaus	Modesto Main Courthouse	D5093-Floor Raceway Systems	\$ 220,782	\$ 220,318	\$ 464
8,559	Tulare	Visalia Superior Court	D5093-Floor Raceway Systems	\$ 794,165	\$ 256,754	\$ 537,411
8,560	Shasta	Main Courthouse	D5093-Floor Raceway Systems	\$ 371,974	\$ 259,303	\$ 112,671
8,561	Sonoma	Hall of Justice	D5093-Floor Raceway Systems	\$ 535,409	\$ 318,033	\$ 217,376
8,562	Contra Costa	George D. Carroll Courthouse	D5093-Floor Raceway Systems	\$ 427,616	\$ 330,120	\$ 97,496
8,563	Santa Clara	Santa Clara Courthouse	D5093-Floor Raceway Systems	\$ 366,173	\$ 366,173	\$ -
8,564	Butte	Butte County Courthouse	D5093-Floor Raceway Systems	\$ 432,789	\$ 432,789	\$ -
8,565	Fresno	Fresno County Courthouse	D5093-Floor Raceway Systems	\$ 486,788	\$ 466,878	\$ 19,910
8,566	Ventura	Hall of Justice	D5093-Floor Raceway Systems	\$ 725,137	\$ 506,581	\$ 218,556
8,567	San Diego	East County Regional Center	D5093-Floor Raceway Systems	\$ 777,316	\$ 526,321	\$ 250,995
8,568	Ventura	Hall of Justice	D5093-Floor Raceway Systems	\$ 846,409	\$ 591,301	\$ 255,108
8,569	San Diego	East County Regional Center	D5093-Floor Raceway Systems	\$ 878,312	\$ 594,705	\$ 283,607
8,570	Contra Costa	Wakefield Taylor Courthouse	D5093-Floor Raceway Systems	\$ 636,624	\$ 636,624	\$ -



Line #	County	Facility Name	Project System Targeted for Renewal	Project Rough Order of Magnitude	Judicial Branch Share of Cost	County Share of Cost
8,571	San Diego	East County Regional Center	D5093-Floor Raceway Systems	\$ 1,068,788	\$ 723,676	\$ 345,112
8,572	San Diego	County Courthouse	D5093-Floor Raceway Systems	\$ 966,412	\$ 748,196	\$ 218,216
8,573	Santa Clara	Hall of Justice (West)	D5093-Floor Raceway Systems	\$ 764,883	\$ 764,883	\$ -
8,574	Los Angeles	Compton Courthouse	D5093-Floor Raceway Systems	\$ 1,270,532	\$ 840,203	\$ 430,329
8,575	San Francisco	Hall of Justice	D5093-Floor Raceway Systems	\$ 846,614	\$ 846,614	\$ -
8,576	Santa Clara	Downtown Superior Court	D5093-Floor Raceway Systems	\$ 872,905	\$ 872,905	\$ -
8,577	Los Angeles	Compton Courthouse	D5093-Floor Raceway Systems	\$ 1,498,828	\$ 991,175	\$ 507,653
8,578	Los Angeles	Compton Courthouse	D5093-Floor Raceway Systems	\$ 1,540,109	\$ 1,018,474	\$ 521,635
8,579	San Diego	County Courthouse	D5093-Floor Raceway Systems	\$ 1,363,906	\$ 1,055,936	\$ 307,970
8,580	Ventura	Hall of Justice	D5093-Floor Raceway Systems	\$ 1,803,049	\$ 1,259,610	\$ 543,439
8,581	Santa Clara	Hall of Justice (East)	D5093-Floor Raceway Systems	\$ 1,515,582	\$ 1,515,582	\$ -
8,582	San Diego	County Courthouse	D5093-Floor Raceway Systems	\$ 2,180,017	\$ 1,687,769	\$ 492,248
8,583	Sacramento	Gordon Schaber Sacramento Superior Court	D5093-Floor Raceway Systems	\$ 1,862,884	\$ 1,862,884	\$ -
8,584	Orange	Civil Complex Center ("CXC")	D5094-Other Special Systems and Devices	\$ 8,906	\$ 8,906	\$ -
8,585	Tulare	Visalia Superior Court	D5094-Other Special Systems and Devices	\$ 22,144	\$ 22,144	\$ -
8,586	Los Angeles	Chatsworth Courthouse	D5094-Other Special Systems and Devices	\$ 37,392	\$ 31,334	\$ 6,058
8,587	Orange	Harbor Justice Center-Newport Beach Facility	D5094-Other Special Systems and Devices	\$ 37,476	\$ 37,476	\$ -
8,588	Kings	Avenal Court	D50-Electrical	\$ 7,967	\$ 4,622	\$ 3,345
8,589	Kings	Corcoran Court	D50-Electrical	\$ 7,967	\$ 6,979	\$ 988
8,590	Kings	Avenal Court	D50-Electrical	\$ 14,412	\$ 8,360	\$ 6,052
8,591	Kings	Corcoran Court	D50-Electrical	\$ 14,412	\$ 12,625	\$ 1,787
8,592	San Bernardino	San Bernardino Courthouse - Annex	D50-Electrical	\$ 47,145	\$ 45,089	\$ 2,056
8,593	Stanislaus	Hall of Records	D50-Electrical	\$ 156,040	\$ 72,980	\$ 83,060
8,594	Stanislaus	Modesto Main Courthouse	D50-Electrical	\$ 155,439	\$ 155,113	\$ 326
8,595	Los Angeles	Van Nuys Courthouse East	E1097-Window Washing Equipment	\$ 41,560	\$ 37,296	\$ 4,264
8,596	Riverside	Family Law Court	E1097-Window Washing Equipment	\$ 58,205	\$ 58,205	\$ -
8,597	Los Angeles	Van Nuys Courthouse West	E1097-Window Washing Equipment	\$ 83,120	\$ 66,895	\$ 16,225
8,598	Madera	Madera Modular 1	G10-Site Preparation	\$ 145,873	\$ 145,873	\$ -
8,599	Los Angeles	Glendale Courthouse	G2010-Roadways	\$ 51,768	\$ 46,871	\$ 4,897
8,600	Los Angeles	Van Nuys Courthouse West	G2012-Paving and Surfacing	\$ 8,157	\$ 6,565	\$ 1,592
8,601	Los Angeles	Van Nuys Courthouse East	G2012-Paving and Surfacing	\$ 8,157	\$ 7,320	\$ 837
8,602	Riverside	Larson Justice Center	G2020-Parking Lots	\$ 8,452	\$ 8,231	\$ 221
8,603	Los Angeles	Norwalk Courthouse	G2020-Parking Lots	\$ 14,502	\$ 12,331	\$ 2,171
8,604	Los Angeles	Glendale Courthouse	G2020-Parking Lots	\$ 23,641	\$ 21,405	\$ 2,236



Line #	County	Facility Name	Project System Targeted for Renewal	Project Rough Order of Magnitude	Judicial Branch Share of Cost	County Share of Cost
8,605	Solano	Hall of Justice	G2020-Parking Lots	\$ 50,225	\$ 36,574	\$ 13,651
8,606	Los Angeles	Beverly Hills Courthouse	G2020-Parking Lots	\$ 56,453	\$ 44,891	\$ 11,562
8,607	Solano	Hall of Justice	G2020-Parking Lots	\$ 106,396	\$ 77,478	\$ 28,918
8,608	Monterey	Marina Courthouse	G2020-Parking Lots	\$ 145,484	\$ 145,484	\$ -
8,609	Los Angeles	Glendale Courthouse	G2020-Parking Lots	\$ 279,787	\$ 253,319	\$ 26,468
8,610	Los Angeles	Beverly Hills Courthouse	G2020-Parking Lots	\$ 646,564	\$ 514,148	\$ 132,416
8,611	Los Angeles	Santa Clarita Courthouse	G2022-Paving and Surfacing	\$ 1,567	\$ 1,385	\$ 182
8,612	Los Angeles	Hollywood Courthouse	G2022-Paving and Surfacing	\$ 1,807	\$ 1,646	\$ 161
8,613	Los Angeles	Metropolitan Courthouse	G2022-Paving and Surfacing	\$ 2,984	\$ 2,821	\$ 163
8,614	Los Angeles	Hollywood Courthouse	G2022-Paving and Surfacing	\$ 3,156	\$ 2,875	\$ 281
8,615	Los Angeles	Hollywood Courthouse	G2022-Paving and Surfacing	\$ 4,963	\$ 4,521	\$ 442
8,616	Los Angeles	Metropolitan Courthouse	G2022-Paving and Surfacing	\$ 28,981	\$ 27,399	\$ 1,582
8,617	Los Angeles	Beverly Hills Courthouse	G2022-Paving and Surfacing	\$ 51,316	\$ 40,806	\$ 10,510
8,618	Contra Costa	Jail Annex	G2030-Pedestrian Paving	\$ 8,036	\$ 478	\$ 7,558
8,619	El Dorado	Bldg. C	G2030-Pedestrian Paving	\$ 11,722	\$ 2,426	\$ 9,296
8,620	San Luis Obispo	1070 Palm St.	G2030-Pedestrian Paving	\$ 2,467	\$ 2,467	\$ -
8,621	Tulare	Tulare Division	G2030-Pedestrian Paving	\$ 5,782	\$ 4,047	\$ 1,735
8,622	San Diego	Juvenile Court	G2030-Pedestrian Paving	\$ 5,805	\$ 4,332	\$ 1,473
8,623	El Dorado	Cameron Park	G2030-Pedestrian Paving	\$ 4,884	\$ 4,884	\$ -
8,624	Nevada	Nevada City Courthouse Annex	G2030-Pedestrian Paving	\$ 11,722	\$ 5,006	\$ 6,716
8,625	San Luis Obispo	Grover Beach Branch	G2030-Pedestrian Paving	\$ 5,805	\$ 5,805	\$ -
8,626	Ventura	East County Courthouse	G2030-Pedestrian Paving	\$ 11,476	\$ 7,086	\$ 4,390
8,627	Del Norte	Del Norte County Superior Court	G2030-Pedestrian Paving	\$ 11,722	\$ 7,182	\$ 4,540
8,628	Merced	Old Court	G2030-Pedestrian Paving	\$ 7,709	\$ 7,709	\$ -
8,629	Stanislaus	Modesto Main Courthouse	G2030-Pedestrian Paving	\$ 9,610	\$ 9,590	\$ 20
8,630	Los Angeles	Burbank Courthouse	G2030-Pedestrian Paving	\$ 10,973	\$ 9,959	\$ 1,014
8,631	Butte	Chico Courthouse	G2030-Pedestrian Paving	\$ 10,593	\$ 10,593	\$ -
8,632	El Dorado	Main St. Courthouse	G2030-Pedestrian Paving	\$ 10,745	\$ 10,745	\$ -
8,633	Riverside	Hemet	G2030-Pedestrian Paving	\$ 11,476	\$ 11,476	\$ -
8,634	San Bernardino	San Bernardino Courthouse - Annex	G2030-Pedestrian Paving	\$ 11,514	\$ 11,514	\$ -
8,635	San Diego	Kearny Mesa Court	G2030-Pedestrian Paving	\$ 11,611	\$ 11,611	\$ -
8,636	San Diego	North County Regional Center - North	G2030-Pedestrian Paving	\$ 11,611	\$ 11,611	\$ -
8,637	Los Angeles	Santa Clarita Courthouse	G2030-Pedestrian Paving	\$ 13,167	\$ 11,638	\$ 1,529
8,638	Contra Costa	Concord Courthouse	G2030-Pedestrian Paving	\$ 12,054	\$ 12,054	\$ -
8,639	Riverside	Corona	G2030-Pedestrian Paving	\$ 22,952	\$ 12,401	\$ 10,551

Line #	County	Facility Name	Project System Targeted for Renewal	Project Rough Order of Magnitude	Judicial Branch Share of Cost	County Share of Cost
8,640	Santa Clara	Hall of Justice (West)	G2030-Pedestrian Paving	\$ 12,434	\$ 12,434	\$ -
8,641	Santa Clara	Santa Clara Courthouse	G2030-Pedestrian Paving	\$ 12,434	\$ 12,434	\$ -
8,642	Lake	Lakeport Court Facility	G2030-Pedestrian Paving	\$ 46,411	\$ 13,923	\$ 32,488
8,643	Kings	Corcoran Court	G2030-Pedestrian Paving	\$ 14,454	\$ 14,454	\$ -
8,644	Los Angeles	Torrance Courthouse	G2030-Pedestrian Paving	\$ 17,556	\$ 14,947	\$ 2,609
8,645	Nevada	Nevada City Courthouse	G2030-Pedestrian Paving	\$ 23,443	\$ 15,355	\$ 8,088
8,646	Alameda	George E. McDonald Hall of Justice	G2030-Pedestrian Paving	\$ 15,808	\$ 15,808	\$ -
8,647	Shasta	Main Courthouse	G2030-Pedestrian Paving	\$ 25,423	\$ 17,722	\$ 7,701
8,648	Contra Costa	Walnut Creek Courthouse	G2030-Pedestrian Paving	\$ 18,081	\$ 18,081	\$ -
8,649	Kings	Avenal Court	G2030-Pedestrian Paving	\$ 19,272	\$ 19,272	\$ -
8,650	El Dorado	Johnson Bldg.	G2030-Pedestrian Paving	\$ 23,443	\$ 23,443	\$ -
8,651	Contra Costa	George D. Carroll Courthouse	G2030-Pedestrian Paving	\$ 24,108	\$ 24,108	\$ -
8,652	Contra Costa	Wakefield Taylor Courthouse	G2030-Pedestrian Paving	\$ 24,108	\$ 24,108	\$ -
8,653	Riverside	Palm Springs Courts	G2030-Pedestrian Paving	\$ 59,685	\$ 24,238	\$ 35,447
8,654	Santa Clara	Historic Courthouse	G2030-Pedestrian Paving	\$ 24,869	\$ 24,869	\$ -
8,655	Los Angeles	Van Nuys Courthouse East	G2030-Pedestrian Paving	\$ 33,666	\$ 30,212	\$ 3,454
8,656	Los Angeles	El Monte Courthouse	G2030-Pedestrian Paving	\$ 58,871	\$ 34,216	\$ 24,655
8,657	Los Angeles	Glendale Courthouse	G2030-Pedestrian Paving	\$ 38,151	\$ 34,542	\$ 3,609
8,658	Los Angeles	Glendale Courthouse	G2030-Pedestrian Paving	\$ 39,181	\$ 35,474	\$ 3,707
8,659	Santa Clara	Downtown Superior Court	G2030-Pedestrian Paving	\$ 37,303	\$ 37,303	\$ -
8,660	Santa Clara	Hall of Justice (East)	G2030-Pedestrian Paving	\$ 37,303	\$ 37,303	\$ -
8,661	San Luis Obispo	Courthouse Annex	G2030-Pedestrian Paving	\$ 78,936	\$ 39,263	\$ 39,673
8,662	Butte	Butte County Courthouse	G2030-Pedestrian Paving	\$ 44,491	\$ 44,491	\$ -
8,663	San Luis Obispo	Paso Robles Courthouse	G2030-Pedestrian Paving	\$ 46,443	\$ 46,443	\$ -
8,664	Humboldt	Humboldt County Courthouse (Eureka)	G2030-Pedestrian Paving	\$ 47,457	\$ 47,457	\$ -
8,665	Los Angeles	Santa Clarita Courthouse	G2030-Pedestrian Paving	\$ 57,752	\$ 51,047	\$ 6,705
8,666	Los Angeles	Burbank Courthouse	G2030-Pedestrian Paving	\$ 57,752	\$ 52,416	\$ 5,336
8,667	Santa Barbara	Figueroa Division	G2030-Pedestrian Paving	\$ 77,405	\$ 77,405	\$ -
8,668	Ventura	Hall of Justice	G2030-Pedestrian Paving	\$ 114,761	\$ 80,172	\$ 34,589
8,669	San Diego	County Courthouse	G2030-Pedestrian Paving	\$ 116,107	\$ 89,890	\$ 26,217
8,670	Los Angeles	Compton Courthouse	G2030-Pedestrian Paving	\$ 144,837	\$ 95,781	\$ 49,056
8,671	Solano	Hall of Justice	G2030-Pedestrian Paving	\$ 97,944	\$ 97,944	\$ -
8,672	Solano	Solano Justice Building	G2030-Pedestrian Paving	\$ 97,944	\$ 97,944	\$ -
8,673	Tulare	Visalia Superior Court	G2030-Pedestrian Paving	\$ 105,996	\$ 105,996	\$ -
8,674	Los Angeles	Edmund D. Edelman Children's Court	G2030-Pedestrian Paving	\$ 152,335	\$ 106,619	\$ 45,716



Line #	County	Facility Name	Project System Targeted for Renewal	Project Rough Order of Magnitude	Judicial Branch Share of Cost	County Share of Cost
8,675	Fresno	Fresno County Courthouse	G2030-Pedestrian Paving	\$ 115,632	\$ 110,903	\$ 4,729
8,676	Sonoma	Hall of Justice	G2030-Pedestrian Paving	\$ 193,380	\$ 114,868	\$ 78,512
8,677	San Mateo	Central Branch	G2030-Pedestrian Paving	\$ 123,073	\$ 123,073	\$ -
8,678	Los Angeles	Alfred J. McCourtney Juvenile Justice Center	G2030-Pedestrian Paving	\$ 178,314	\$ 123,126	\$ 55,188
8,679	San Mateo	Northern Branch Courthouse	G2030-Pedestrian Paving	\$ 295,639	\$ 246,001	\$ 49,638
8,680	Los Angeles	Pasadena Courthouse	G2031-Paving and Surfacing	\$ 50,514	\$ 35,031	\$ 15,483
8,681	Los Angeles	Alhambra Courthouse	G2031-Paving and Surfacing	\$ 157,476	\$ 135,429	\$ 22,047
8,682	Solano	Solano Justice Building	G2041-Fences and Gates	\$ 2,139	\$ 1,628	\$ 511
8,683	Orange	North Justice Center	G2041-Fences and Gates	\$ 1,865	\$ 1,684	\$ 181
8,684	Solano	Hall of Justice	G2041-Fences and Gates	\$ 2,284	\$ 2,284	\$ -
8,685	Orange	Civil Complex Center ("CXC")	G2041-Fences and Gates	\$ 4,585	\$ 4,585	\$ -
8,686	Los Angeles	Hollywood Courthouse	G2041-Fences and Gates	\$ 5,371	\$ 4,892	\$ 479
8,687	Orange	Harbor Justice Center-Newport Beach Facility	G2041-Fences and Gates	\$ 8,383	\$ 8,383	\$ -
8,688	Los Angeles	Monrovia Training Center	G2041-Fences and Gates	\$ 13,771	\$ 9,680	\$ 4,091
8,689	Orange	Central Justice Center	G2041-Fences and Gates	\$ 11,643	\$ 10,615	\$ 1,028
8,690	Orange	Betty Lou Lamoreaux Justice Center	G2041-Fences and Gates	\$ 10,901	\$ 10,901	\$ -
8,691	Orange	West Justice Center	G2041-Fences and Gates	\$ 39,585	\$ 35,896	\$ 3,689
8,692	Orange	West Justice Center	G2041-Fences and Gates	\$ 46,445	\$ 46,445	\$ -
8,693	Orange	Central Justice Center	G2041-Fences and Gates	\$ 128,150	\$ 116,834	\$ 11,316
8,694	Los Angeles	Glendale Courthouse	G2055-Planting	\$ 16,227	\$ 14,692	\$ 1,535
8,695	Los Angeles	Downey Courthouse	G2057-Irrigation Systems	\$ 21,930	\$ 21,930	\$ -
8,696	Los Angeles	Michael D. Antonovich Antelope Valley Courthouse	G2057-Irrigation Systems	\$ 21,930	\$ 21,930	\$ -
8,697	Sacramento	Gordon Schaber Sacramento Superior Court	G20-Site Improvements	\$ 1,424	\$ 1,424	\$ -
8,698	Los Angeles	Parking Structure-Lot 53 Pasadena Court	G20-Site Improvements	\$ 3,617	\$ 2,508	\$ 1,109
8,699	Imperial	Winterhaven Court	G20-Site Improvements	\$ 2,731	\$ 2,731	\$ -
8,700	Los Angeles	Santa Monica Courthouse	G20-Site Improvements	\$ 2,865	\$ 2,865	\$ -
8,701	Los Angeles	Michael D. Antonovich Antelope Valley Courthouse	G20-Site Improvements	\$ 4,054	\$ 2,980	\$ 1,074
8,702	Contra Costa	George D. Carroll Courthouse	G20-Site Improvements	\$ 4,297	\$ 3,317	\$ 980
8,703	Los Angeles	Parking Structure Lot 59- Whittier Admin CTR	G20-Site Improvements	\$ 4,447	\$ 3,844	\$ 603



Line #	County	Facility Name	Project System Targeted for Renewal	Project Rough Order of Magnitude	Judicial Branch Share of Cost	County Share of Cost
8,704	Fresno	Fresno County Courthouse	G20-Site Improvements	\$ 3,933	\$ 3,933	\$ -
8,705	Contra Costa	George D. Carroll Courthouse	G20-Site Improvements	\$ 5,952	\$ 4,595	\$ 1,357
8,706	Los Angeles	Michael D. Antonovich Antelope Valley Courthouse	G20-Site Improvements	\$ 6,373	\$ 4,685	\$ 1,688
8,707	Los Angeles	Compton Courthouse	G20-Site Improvements	\$ 7,393	\$ 4,889	\$ 2,504
8,708	Los Angeles	Michael D. Antonovich Antelope Valley Courthouse	G20-Site Improvements	\$ 6,233	\$ 6,233	\$ -
8,709	San Luis Obispo	Courthouse Annex	G20-Site Improvements	\$ 6,481	\$ 6,481	\$ -
8,710	Los Angeles	Hollywood Courthouse	G20-Site Improvements	\$ 9,546	\$ 8,695	\$ 851
8,711	Santa Clara	Palo Alto Courthouse	G20-Site Improvements	\$ 13,333	\$ 8,805	\$ 4,528
8,712	Stanislaus	Modesto Main Courthouse	G20-Site Improvements	\$ 10,397	\$ 10,397	\$ -
8,713	Solano	Hall of Justice	G20-Site Improvements	\$ 15,438	\$ 11,242	\$ 4,196
8,714	Los Angeles	Compton Courthouse	G20-Site Improvements	\$ 18,212	\$ 12,044	\$ 6,168
8,715	Mono	Mammoth Lakes Courthouse Parking Lot	G20-Site Improvements	\$ 12,210	\$ 12,210	\$ -
8,716	Ventura	Hall of Justice	G20-Site Improvements	\$ 12,609	\$ 12,609	\$ -
8,717	Los Angeles	Governor George Deukmejian Courthouse	G20-Site Improvements	\$ 13,947	\$ 13,947	\$ -
8,718	Napa	Criminal Court Building	G20-Site Improvements	\$ 16,378	\$ 16,378	\$ -
8,719	Contra Costa	Wakefield Taylor Courthouse	G20-Site Improvements	\$ 32,722	\$ 32,722	\$ -
8,720	Santa Clara	Santa Clara Courthouse	G20-Site Improvements	\$ 36,053	\$ 36,053	\$ -
8,721	Stanislaus	Modesto Main Courthouse	G20-Site Improvements	\$ 47,772	\$ 47,772	\$ -
8,722	San Diego	Juvenile Court	G20-Site Improvements	\$ 81,804	\$ 62,678	\$ 19,126
8,723	Ventura	Hall of Justice	G20-Site Improvements	\$ 66,068	\$ 66,068	\$ -
8,724	Kern	Mojave-Main Court Facility	G20-Site Improvements	\$ 95,543	\$ 95,543	\$ -
8,725	Sonoma	Hall of Justice	G20-Site Improvements	\$ 210,816	\$ 125,225	\$ 85,591
8,726	Orange	Central Justice Center	G20-Site Improvements	\$ 130,804	\$ 130,804	\$ -
8,727	Ventura	East County Courthouse	G20-Site Improvements	\$ 228,635	\$ 228,635	\$ -
8,728	San Bernardino	Barstow Courthouse	G20-Site Improvements	\$ 261,606	\$ 261,606	\$ -
8,729	Santa Barbara	Santa Barbara Jury Assembly Bldg.	G-Building Sitework	\$ 4,324	\$ 4,324	\$ -
8,730	Los Angeles	Parking Structure Lot 59- Whittier Admin CTR	G-Building Sitework	\$ 4,656	\$ 4,656	\$ -
8,731	San Bernardino	Joshua Tree Courthouse	G-Building Sitework	\$ 5,463	\$ 5,463	\$ -
8,732	Kern	Delano/North Kern Court	G-Building Sitework	\$ 13,443	\$ 10,840	\$ 2,603
8,733	San Bernardino	Fontana Courthouse	G-Building Sitework	\$ 13,336	\$ 13,336	\$ -
8,734	Kern	Shafter/Wasco Courts Bldg.	G-Building Sitework	\$ 13,580	\$ 13,580	\$ -





Line #	County	Facility Name	Project System Targeted for Renewal	Project Rough Order of Magnitude	Judicial Branch Share of Cost	County Share of Cost
8,735	Santa Barbara	Figuroa Division	G-Building Sitework	\$ 13,658	\$ 13,658	\$ -
8,736	Los Angeles	Pomona Courthouse North	G-Building Sitework	\$ 14,773	\$ 14,219	\$ 554
8,737	Imperial	Imperial County Courthouse	G-Building Sitework	\$ 17,208	\$ 17,208	\$ -
8,738	Los Angeles	Whittier Courthouse	G-Building Sitework	\$ 17,461	\$ 17,461	\$ -
8,739	Kern	Arvin/ Lamont Branch	G-Building Sitework	\$ 17,654	\$ 17,654	\$ -
8,740	Los Angeles	Bellflower Courthouse	G-Building Sitework	\$ 18,348	\$ 18,348	\$ -
8,741	San Bernardino	Barstow Courthouse	G-Building Sitework	\$ 20,004	\$ 20,004	\$ -
8,742	San Bernardino	Victorville Courthouse-Dept. N-1	G-Building Sitework	\$ 32,007	\$ 20,564	\$ 11,443
8,743	Kern	Bakersfield Justice Bldg.	G-Building Sitework	\$ 40,739	\$ 20,809	\$ 19,930
8,744	Los Angeles	West Covina Courthouse	G-Building Sitework	\$ 27,356	\$ 22,708	\$ 4,648
8,745	Fresno	Fresno County Courthouse	G-Building Sitework	\$ 26,989	\$ 25,885	\$ 1,104
8,746	Fresno	2424 Ventura Street - 5 DCA	G-Building Sitework	\$ 26,989	\$ 26,989	\$ -
8,747	San Luis Obispo	Courthouse Annex	G-Building Sitework	\$ 29,422	\$ 29,422	\$ -
8,748	Kern	Bakersfield Superior Court	G-Building Sitework	\$ 54,319	\$ 33,949	\$ 20,370
8,749	Los Angeles	Chatsworth Courthouse	G-Building Sitework	\$ 41,994	\$ 35,191	\$ 6,803
8,750	Merced	Main Merced Courthouse	G-Building Sitework	\$ 155,631	\$ 155,631	\$ -
				<b>\$ 2,803,208,336</b>	<b>\$ 2,386,434,629</b>	<b>\$ 416,773,707</b>



# JUDICIAL COUNCIL OF CALIFORNIA

TRIAL COURT FACILITY MODIFICATION  
ADVISORY COMMITTEE

Meeting Date: 05/25/2018

## **Information Only Item 1 – Architectural Revolving Fund Projects Update**

### **Summary:**

Review and discuss List F – *Funded Facility Modifications on Hold*.

### **Supporting Documentation:**

- List F – *Funded Facility Modifications on Hold*





Transfers	Location (County)	Facility Name	Project Title	TCFMAC Approved Funds	Total Amount Encumbered	Date of TCFMAC Approval	Current Status
<b>AOC-10-018</b>							
FM-0023340	Santa Barbara	Santa Maria Court, Building G	Security - Repair/reconfigure exterior and interior security doors and screening equipment - upgrade needed to correct security deficiencies. Exterior and Interior Security Doors and new security vestibule needed. Includes securing all other doors into the secured building, HVAC, lighting, electrical and fire alarm systems.	\$ 148,744.00	\$ 148,744.00	8/23/2010	In Progress (Construction)
<b>AOC-11-027</b>							
FM-0031644	Santa Barbara	Santa Maria Court	Site - Parking lot safety issues - Remove and replace existing campus parking lot areas where sink holes have developed, compaction around under ground pipes is failing and asphalt deterioration has created trip hazards. Recompact, Repave & Restripe to comply with ADA standards; Sinkhole/Surface Damage. The new pavement areas will be a combination of both new asphalt and concrete to meet the proper traffic index required. Approximate area of renovation is 82,300 S.F. which includes general parking as well as a secured parking area with approximately 300 lf of fencing, one automatic gate with card reader and electrical power for the gate as well as lighting and cameras.	\$ 355,968.00	\$ 355,968.00	4/20/2012	Completed (awaiting Invoice)
FM-0040733	Solano	Hall of Justice	Construct 1,070 lf of concrete retaining wall, 525 lf of earthen berms, 575 lf of access ramps; install drainage pipe and 2 pumps to extract water trapped within the prevention area. Relocate existing utilities infrastructure where the footings will be excavated for the retaining walls. New asphalt will be installed along the retaining wall in the parking areas. New fencing and gate will be installed after excavation is complete. \$1.7M was spent in 2005 for flood damage and \$146K was spent in FY 10/11 on flood prevention measures. Emergency exiting must be sealed during flood conditions.	\$ 1,114,874.20	\$ 128,101.87	1/30/2012	In Progress (Design / Assessment) & Deferred for Construction
<b>AOC-11-033</b>							
FM-0044237	San Francisco	San Francisco Hall of Justice	Elevator - (Phase 1) Refurbish Court Exclusive Elevators (4) - 50+ yr old, 350 daily in-custody transfers per car, in immediate need of refurbishment due to increased high numbers of entrapments, failures, and no connection to building fire system as required	\$ 400,000.00	\$ 400,000.00	5/25/2012	In Work (Construction)



Transfers	Location (County)	Facility Name	Project Title	TCFMAC Approved Funds	Total Amount Encumbered	Date of TCFMAC Approval	Current Status
<b>AOC-12-004</b>							
FM-0044214	Los Angeles	Edelman Children's Court	HVAC - Replace BAS and Refrigerant Monitoring systems - Remove and replace the failed controls with new DDC controls to control the existing heating and boiler plant, chillers, cooling towers and pumps, air handling system and VAV controllers. Install louvers over the existing outdoor air intake and exhaust air outlet on the roof. Install a balancing damper set serving the sixth floor. Provide air balance and commissioning. Remove and replace the failed refrigeration monitoring sensors and alarm, alarm to include both visual and audible inside and outside of the room. BAS (Building Automation System) has failed and does not function as designed. The Refrigerant Monitoring System is not functioning and does not comply with AQMD requirements.	\$ 1,644,765.00	\$ 1,644,765.00	7/20/2012	In Work (Construction)
FM-0046136	Los Angeles	Edelman Children's Court	Exterior Shell - Remove and replace approximately 118,600 SF of the existing exterior insulation finishing system (EIFS) covered walls. The EIFS wall covering is cracked, disintegrating and deteriorating, which could cause rain water to leak into the wall structures and do damage of significant magnitude. Scope of work will include misc. light steel framing, Reglet moldings, high reach equipment and major scaffolding efforts.	\$ 3,420,646.47	\$ 3,658,902.92	7/20/2012	In Work (Construction)
FM-0049657b	Imperial	Imperial County Courthouse	HVAC - Replace eight (8) air handling units, thermostats, and control valves. Replace thirty (30) fan coil units, thermostats, and control valves. Integrate BAS. Majority of mechanical equipment is old, has leakage and wiring issues, and is not controlled properly. Due to poor control system and inefficient equipment, the costs associated with their operation and maintenance are high when the costs are compared to other courthouse properties.	\$ 1,369,200.00	\$ 149,092.00	10/26/2012	In Progress (Construction Procurement)
FM-0044237b	San Francisco	San Francisco Hall of Justice	Elevator - Phase 2 - Refurbish four (4) court-exclusive elevators - 50+ yrs old, 350 daily in-custody transfers per car, in immediate need of refurbishment due to increasingly high numbers of trapped passengers, failures, and no connection to building fire system as required.	\$ 450,000.00	\$ 450,000.00	7/20/2012	In Work (Construction)
<b>AOC-13-017</b>							
FM-0043878	Alameda	Wiley W. Manuel Courthouse	Elevators (5EA) - Completely install new elevators with new controls - Includes design, mechanical and electrical upgrades to bring systems to current code. FA interface on existing Notifier 3030 fire alarm system for the 2010 Editions of CBC, CFC and NFPA-72. Note: Inmate Elevator downtime requires tunnel walkways to be operational between courts and adjacent County Jail or an alternate means of transport of inmates between these facilities, currently inmate stairs may not be used as primary	\$ 2,531,345.76	\$ 2,768,918.76	3/10/2014	In Work (Construction)



Transfers	Location (County)	Facility Name	Project Title	TCFMAC Approved Funds	Total Amount Encumbered	Date of TCFMAC Approval	Current Status
FM-0052004	Los Angeles	Stanley Mosk Courthouse	HVAC - Building Automation System (BAS) and Air Handling Unit (AHU) Renovation - Install new energy efficient AHU motors and Variable Frequency Drives to replace aged and failing motors. Convert AHU controls system to Direct Digital Control and replace obsolete BAS system with modern system to monitor and control building functionality. Replace failed air filter baffles and leaking ductwork. Clean oil and water contamination from floor level pneumatic control system.	\$ 2,074,270.83	\$ 2,109,697.78	4/11/2014	In Work (Construction)
FM-0049849	Alameda	Wiley W. Manuel Courthouse	HVAC - Controls and Components - Remove and replace (16) VAV boxes and controls with reheat coils including (64) valves - Replace as current coils are plugged and non operational - Install (1) Flow meter for installed VAVs to monitor usage - Install (1) Paragon controller and Reconfigure paragon controls on SF-1 and SF-2 for proper operation - Install new hot and chilled water BTU meters - Provide and install a web based interface for the existing Schneider Electric Inet BAS - This new web base system will allow three concurrent users. Poor air velocity control capability creates negative pressure within courtrooms which impairs proper climate control - Project involves ACM abatement	\$ 820,186.63	\$ 810,533.89	1/17/2014	In Work (Construction)
FM-0050486a	Alameda	George E. McDonald Hall of Justice	HVAC - Remove Pneumatic building control Board(1) - Install VAVs (3)- Install DDC controls(60 sensors)-Install VFDs Supply and Return fans (4)- Install Building Control Interface (1)Install automated control valves with feedback signal (60)- Install VFD 15hp (480 Volt Variable Frequency Drive Wall mounted Qty. 9)Install VFD 25hp (480 Volt Variable Frequency Drive Wall mounted Qty.15) Court BAS system is defunct and requires control of all equipment supporting critical utilities for the court for heating, cooling and lighting.	\$ 605,045.00	\$ 244,824.50	7/12/2013	In Work (Construction)
<b>AOC-13-018</b>							
FM-0034865	Los Angeles	Metropolitan Courthouse	Elevators - Renovate thirteen (13) Elevators - Complete renovation of the courts thirteen elevators; nine Passenger, two In - Custody, one dedicated Judges and one shuttle. While retaining the cars themselves, the renovations will include new controls, new cables, updated electrical, new doors and operators, new roller guides, new emergency lighting system and add proper ventilation and lighting in the machine room.	\$ 3,138,887.00	\$ 3,138,887.00	4/11/2014	In Work (Construction)
FM-0044229	Orange	West Justice Center	HVAC - Air Handlers and BAS - Remove and replace the original failing air handlers and a failed heat pump. Convert the phase 2 AHU-5 damper controls, the phase 1 AHU-3 and the phase 3 Zone controls to DDC control. Retro commission the Building Automation System. Work includes the installation of code required refrigerant monitoring system to phases 1 and 2. Reprogram the BAS to run all BAS controlled equipment at the most efficient levels.	\$ 493,680.06	\$ 493,680.06	4/11/2014	Completed (awaiting Invoice)



Transfers	Location (County)	Facility Name	Project Title	TCFMAC Approved Funds	Total Amount Encumbered	Date of TCFMAC Approval	Current Status
<b>JCC-14-019</b>							
FM-0011923	San Diego	East County Regional Center	Elevator - Elevator Renovation - Complete renovation of nine (9) gearless traction elevators. Work will include but not be limited to, car frames and platforms, buffers and safeties, hoistway entrance frames, doors and pit equip., new AC gearless machines, micro-processor control systems, regenerative VVVF AC drives, governors (elevators 1,2&3 only), closed loop heavy duty high speed operators, current code required wiring, interior and lobby control panels, counterweights and roller guides (Elevators 7&9 only), hoist and governor ropes, cab ceilings with LED down lights, rope compensation and seismic provisions.	\$ 2,742,062.30	\$ 485,063.27	12/15/2014	In Progress (Construction Procurement)
FM-0017040	Los Angeles	Compton Courthouse	Fire Alarm System - Phase 1 - Installation of a new Fire Detection and Notification Alarm system, building alarm system is not code compliant and must be replaced to comply with State Fire Marshal notice to comply. Work includes design and ACM abatement as needed.	\$ 540,943.40	\$ 65,343.05	4/13/2015	In Progress (Plan Check)
FM-0028322	Orange	Central Justice Center	Fire Alarm System - Phase 1 -Replace/Renovate/Upgrade the existing Fire Alarm System - The existing building alarm system is not code compliant and must be brought to compliance per the State Fire Marshals notice to comply. Work includes design and ACM abatement as needed.	\$ 833,269.18	\$ 98,180.97	4/13/2015	In Progress (Plan Check)
FM-0035537	Los Angeles	Pasadena Courthouse	Elevator - Elevator Renovation - Complete renovation of five (5) traction and two (2) hydraulic elevators. Work will include but not be limited to, car frames and platforms, buffers and safeties, hoistway entrance frames, doors and pit equipt., new AC gearless machines, micro-processor control systems, regenerative VVVF AC drives, fly ball governors, closed loop heavy duty high speed operators, current code required wiring, interior and lobby control panels, counterweights and roller guides, hoist and governor ropes, cab ceilings with LED down lights, rope compensation, new submersible pump units and underground cylinders encased in PVC for hydraulic elevators, and seismic provisions. Provide new air conditioning to the machine rooms.	\$ 3,182,112.20	\$ 1,090,150.84	12/15/2014	In Work (Construction)
FM-0049106	Los Angeles	Stanley Mosk Courthouse	Elevator - Elevator Renovation - Complete renovation of eight (8) gearless traction elevators, six 3,000 lb capacity and two 8,000 lb capacity. Work will include but not be limited to, car frames and platforms, buffers and safeties, hoistway entrance frames, doors and pit equipt., new AC gearless machines, micro-processor control systems, regenerative VVVF AC drives, fly ball governors, closed loop heavy duty high speed operators, current code required wiring, interior and lobby control panels, counterweights and roller guides, hoist and governor ropes, cab ceilings with LED down lights, rope compensation and seismic provisions.	\$ 3,745,482.60	\$ 592,643.21	12/15/2014	In Progress (Construction Procurement)



Transfers	Location (County)	Facility Name	Project Title	TCFMAC Approved Funds	Total Amount Encumbered	Date of TCFMAC Approval	Current Status
FM-0052129a	Los Angeles	Foltz Courthouse	HVAC - Renovate the BAS - Convert the existing pneumatic controls to DDC, replace the front end control to the system, install VFD's on all AHU supply fans, Isolate and eliminate all leaks throughout the system, replace the worn bearings on AH 19-1 AHU fan, replace the failed return air sensor on AHU 1-9 and insulate the chilled and hot water piping at thirty-one (31) locations.	\$ 1,133,210.30	\$ 1,133,210.30	7/11/2014	In Progress (Construction)
FM-0052243	Los Angeles	Alhambra Courthouse	Energy Efficiency Project -1911_02282013LV1 - Lighting and controls upgrade - Retrofit (1,533) F32T8 fluorescent fixtures with new 28-watt lamps and new ballast, (249) 3-lamp and 4-lamp fluorescent fixtures with new reflector, 28-watt lamps and new ballast, and (1) 2x2 fluorescent fixtures with new reflector, 17-watt lamps and new ballast. Install (2) Vending Miser sensors to control vending machines. Replace (32) Exterior HID fixtures on the with new lower wattage LED fixtures.	\$ 190,969.88	\$ 194,681.37	1/16/2015	In Work (Construction)
FM-0053006	Los Angeles	Bellflower	Roof - Remove and replace existing roof with new PVC roof system - Due to roof currently being in poor condition, recommended removal and replacement of existing roof will bring entire system to good condition.	\$ 520,247.94	\$ 520,247.94	5/22/2015	Completed
FM-0053008	Los Angeles	Compton Courthouse	Roof - Remove and replace the upper roof, main roof deck and stand alone restroom roofs (approximately 34,000 SF) with a 3 ply roofing system, roofing system is failing. Work includes new flashings, and reglet metal where needed.	\$ 494,133.94	\$ 494,133.94	3/6/2015	In Work (Construction)
FM-0054053	Santa Barbara	Santa Barbara Jury Assembly Building	Interior Finishes - Construct three (3) Attorney/Client Meeting Rooms - Required to Facilitate move of juvenile proceedings to this location.	\$ 75,654.00	\$ 125,653.33	5/22/2015	In Work (Construction)
FM-0054270	Los Angeles	Parking Structure Edelman Courthouse	Elevator - Elevator Renovation - Complete renovation of two (2) traction and one (1) hydraulic elevators. Work will include but not be limited to, car frames and platforms, buffers and safeties, hoistway entrance frames, doors and pit equipt., new AC gearless machines, micro-processor control systems, regenerative VVVF AC drives, fly ball governors, current code required wiring, interior and lobby control panels, car and hall door panels with new doors, counterweights and roller guides, hoist and governor ropes, cab ceilings with LED down lights, rope compensation, new submersible pump units and underground cylinders encased in PVC for hydraulic elevators, and seismic provisions. Install new machine room air conditioning.	\$ 739,270.89	\$ 266,966.60	12/15/2014	In Progress (Construction Procurement)
FM-0044228	Placer	Bill Santucci Justice Center	Interior Finishes - New Arraignment Courtroom - Complete the interior buildout of the South Placer Jail Arraignment Courtroom - The shell of the courtroom was completed at County of Placer expense.	\$ 2,030,000.00	\$ 2,067,365.94	1/16/2015	In Work (Construction)





Transfers	Location (County)	Facility Name	Project Title	TCFMAC Approved Funds	Total Amount Encumbered	Date of TCFMAC Approval	Current Status
FM-0052982	Los Angeles	Metropolitan Courthouse	Roof - Remove and replace existing main deck, penthouse & stairwell deck roofs (27,000 SF) with new 3 ply roof systems. Roofing system is failing. Work includes new flashings and reglet metal where needed, metal etching and repainting of the deteriorating standing seam metal roof (2,535 SF) and cleaning and resetting roof drains and caps.	\$ 599,534.86	\$ 599,534.86	3/6/2015	In Work (Construction)
<b>JCC-15-014</b>							
FM-0019458	Santa Clara	Hall of Justice (West)	Roof - Replace 16,300 sq. ft. of deteriorated roof, coping metal (600 ln. ft.), eight (8) roof drain rings and deteriorated overflow drains. The roof is over 40 years old showing signs of damaged insulation, cracking, ponding and roof leaks are evident in the building. ACM abatement.	\$ 705,732.00	\$ 56,975.10	4/4/2016	In Progress (Design / Assessment)
FM-0044229b	Orange	West Justice Center	HVAC - Air Handlers and BAS - Remove and replace the original failing air handlers and a failed heat pump. Convert the phase 2 AHU-5 damper controls, the phase 1 AHU-3 and the phase 3 Zone controls to DDC control. Retro commission the Building Automation System. Work includes the installation of code required refrigerant monitoring system to phases 1 and 2. Reprogram the BAS to run all BAS controlled equipment at the most efficient levels.	\$ 138,876.42	\$ 138,876.42	8/31/2015	In Work (Construction)
FM-0044237e	San Francisco	Hall of Justice	Phase 2 - Elevator - Refurbish Court Exclusive Elevators (4) - 50+ yr old, 350 daily in-custody transfers per car, in immediate need of refurbishment due to increased high numbers of entrapments, failures, and no connection to building fire system as required	\$ 114,742.00	\$ -	12/7/2015	In Work (Construction)
FM-0050766	Santa Clara	Morgan Hill Courthouse	Energy Efficiency - Electrical - Implement energy efficiency measures including installation of lighting controls on exterior pole lights, integration of lighting controls with BAS system, upgrade of existing metal halide lights in sallyport and on the building exterior to LED lighting; upgrade interior fixtures to LED lighting; install CO2 monitors to support demand ventilation controls; and upgrade air handling system to support new variable frequency drive units.	\$ 302,461.00	\$ 197,277.93	5/20/2016	In Progress (Construction Procurement)
FM-0057347	Fresno	B.F. Sisk Federal Courthouse	Energy Efficiency - Electrical - Implement energy efficiency measures including installation of lighting, occupancy and daylighting controls, 2 VFD drives on the 15HP condenser pumps, and upgrade of lighting fixtures on the exterior and interior to LED lighting (approx. 1860 lamps).	\$ 304,927.00	\$ 277,559.24	5/20/2016	In Progress (Construction)
FM-0058653	Alameda	Hayward Hall of Justice	Energy Efficiency - Electrical - Implement energy efficiency measures including installation Variable Frequency Drives on chiller, chilled cold & hot water pumps (3); replace exterior metal halide fixtures with LED lighting; and install occupancy sensors private offices, file areas, mechanical space and bathrooms; install bi-level lighting controls in stairwells.	\$ 107,922.03	\$ 107,922.03	5/20/2016	In Work (Construction)



Transfers	Location (County)	Facility Name	Project Title	TCFMAC Approved Funds	Total Amount Encumbered	Date of TCFMAC Approval	Current Status
FM-0058654	Santa Clara	Historic Courthouse	Energy Efficiency - Electrical - Implement energy efficiency measures including reprogramming of the BAS, installation of occupancy sensors, and upgrading interior hallway, courtroom, office, and bathroom CFL lamps and exterior metal halide lighting to LED lighting.	\$ 75,382.00	\$ 73,024.15	5/20/2016	In Work (Construction)
FM-0058655	Contra Costa	Family Law Center	Energy Efficiency - Electrical - Implement energy efficiency upgrade of interior fixtures to LED lighting and install occupancy sensor in private offices, bathrooms, files areas and mechanical rooms.	\$ 126,333.00	\$ 60,387.24	5/20/2016	In Progress (Design / Assessment)
FM-0058656	San Benito	New Hollister Courthouse	Energy Efficiency - Electrical - Implement energy efficiency measures including conversion of existing High Intensity Discharge lamps with LED lighting in the parking and on the building exterior. Install two Variable Frequency Drives on chilled water and cooling tower pumps.	\$ 60,336.00	\$ 15,392.69	5/20/2016	In Progress (Design / Assessment)
FM-0058657	Butte	Butte County Courthouse	Energy Efficiency - Electrical - Implement energy efficiency measures including installation of bi-level lighting and occupancy controls; installation of variable frequency drive on chilled water pump, and upgrade of high pressure sodium & Metal Halide exterior fixtures (39) and interior fluorescent fixtures (approx. 758) to LED lighting.	\$ 150,229.00	\$ 153,281.05	5/20/2016	In Work (Construction)
FM-0058658	San Joaquin	Manteca Branch Court	Energy Efficiency - Electrical - Implement energy efficiency upgrade of lighting fixtures on the interior to LED lighting (approx. 252 lamps).	\$ 9,557.00	\$ 19,661.03	5/20/2016	In Progress (Construction)
FM-0058659	Monterey	Marina Courthouse	Energy Efficiency - Electrical - Implement energy efficiency measures including installation of BAS controls for two courtrooms, upgrade existing internal lamps to LED, Replace old and inefficient electric water heater with conventional gas DHW. Upgrade Server Room Liebert HVAC unit to water economizer cooling unit. Install energy efficient telecom switches decreasing overall plug load.	\$ 130,385.00	\$ 36,805.25	5/20/2016	In Progress (Construction Procurement)
FM-0058660	Sacramento	Carol Miller Justice Center Court Facility	Energy Efficiency - Electrical - Implement energy efficiency measures including installation of approx. 1,415 LED lamps and daylighting controls, 2 VFD drives and associated valves on the chilled water pumps, and Occupancy sensing circuit controls for common area and breakroom plug load.	\$ 114,932.50	\$ 165,145.58	5/20/2016	Completed (awaiting Invoice)
FM-0054329	Kern	Bakersfield Superior Court	COUNTY MANAGED - HVAC - Upgrade current HVAC - Central plant is more than 50 years old, loss of HVAC would significantly impact multiple facilities. The project encompasses replacing water pumps, condenser water pumps, electrical transfer switches, automatic controls system, water treatment and filter components and a non-operational electric chiller.	\$ 14,312.40	-	8/31/2015	Completed (Awaiting Invoice)
FM-0017040c	Los Angeles	Compton Courthouse	Fire - Phase 2 - Building alarm system is not code compliant and must be renovated to comply with State Fire Marshal notice to comply.	\$ 1,213,353.24	\$ -	1/17/2015	In Progress (Plan Check)
FM-0020439	Santa Clara	Santa Clara Courthouse	Roof - Replace approx. 16,580 sq. ft. of failed leaking roof, including 830 sq. ft. of flashing, (6) 15" roof drains and dome strainers. Due to deterioration there is evidence of cracking, ponding and water intrusion into the building.	\$ 510,083.00	\$ -	4/4/2016	In Progress (Design / Assessment)



Transfers	Location (County)	Facility Name	Project Title	TCFMAC Approved Funds	Total Amount Encumbered	Date of TCFMAC Approval	Current Status
FM-0028322c	Orange	Central Justice Center	Fire - Phase 2 - Building alarm system is not code compliant and must be renovated to comply with State Fire Marshal notice to comply.	\$ 1,666,539.23	\$ -	7/17/2015	In Progress (Plan Check)
FM-0052970	Los Angeles	Whittier Courthouse	Roof / Remove and replace existing one story section of roof with new and overlay 5 story section of roof with torch applied system / Renovation required due to age and water penetration.	\$ 641,310.60	\$ 641,310.60	10/23/2015	In Work (Construction)
FM-0052981	Los Angeles	East Los Angeles Courthouse	Roof - Remove and replace existing failing roof system with new PVC roof system (30,625).	\$ 555,770.28	\$ 107,056.26	10/23/2015	In Work (Construction)
FM-0052988	Los Angeles	San Fernando Courthouse	Roof - Remove and replace existing failing roofing systems on main deck, 2nd and 3rd floor Northeast decks as well as machine room roofs at the main roof (approximately 38,000) with a SBS roof System. Roof metal will be replaced as needed.	\$ 673,265.50	\$ 664,172.79	10/23/2015	In Progress (Construction Procurement)
FM-0053002	Los Angeles	Monrovia Training Center	Roof - Remove and replace existing roof system at eleven different areas (20,000 SF). Due to the poor condition of these areas, recommended removal and replacement of existing and building metal will bring entire building roof to good condition.	\$ 316,305.00	\$ 40,485.52	10/23/2015	In Progress (Design)
FM-0053003	Los Angeles	Alhambra Courthouse	Roof - Remove and replace existing roof with new SBS roof system - Remove and replace approximately 31,800sf of failing built up roof system. Work will include new building metal, vents and walk pads as needed.	\$ 601,846.06	\$ 41,332.00	10/23/2015	In Progress (Plan Review)
FM-0053004	Los Angeles	Van Nuys Courthouse West	Roof - Remove and replace existing failing roof with new SBS roof system - Work to include replacing approximately 25,000sf of failing built up roof, two roof drains, re-coat the Heli-Stop and replace building metal as needed.	\$ 470,864.34	\$ 41,352.23	10/23/2015	In Progress (Construction Procurement)
FM-0053030	Los Angeles	Glendale Courthouse	Roof - Remove and replace existing roof with new SBS roof system - Work to include replacing approximately 34,000sf of failing built up roof, restore roof drains, install tapered insulation as needed and replace building metal if not re-usable.	\$ 685,693.83	\$ 685,693.83	10/23/2015	In Work (Construction)
FM-0053394	Los Angeles	Torrance Courthouse	Roof - Remove and replace 40,000 square feet of the existing main deck and lower deck sections with new SBS roof system / Due to roof decks currently failing and leaking. Work to include new building metal, vent jacks and equipment curbs as needed	\$ 719,971.94	\$ 59,750.99	10/23/2015	In Progress (Plan Review)
FM-0053460	Los Angeles	Edmund D. Edelman Children's Courthouse	Roof - Remove and replace 43,000 sf of existing roof with new SBS roof system, currently the existing roof is in poor to fair condition at best, work will replace the roof at three building sections at various levels. New building metal and curbs will be replaced as needed. (No work to be done on the Heli - Stop).	\$ 662,105.40	\$ 29,482.27	10/23/2015	In Progress (Design)
FM-0053549	Los Angeles	Downey Courthouse	Roof - Remove and replace existing main deck, lower east deck and lower west deck (approximately 34,000 sf) with a SBS type roof system - Due to main and lower decks are past due and beginning to leak during rainy weather.	\$ 630,668.62	\$ 42,507.75	10/23/2015	In Progress (Design)
FM-0053554	Los Angeles	Pomona Courthouse South	Roof - Remove and replace existing roof with new SBS roof system at main deck (23,220 sq. ft.), lower north deck (2,838 sq. ft.), and lower south deck (2,838 sq. ft.). Roofing metal will be replaced as needed.	\$ 622,390.50	\$ 68,342.09	10/23/2015	In Progress (Plan Review)



Transfers	Location (County)	Facility Name	Project Title	TCFMAC Approved Funds	Total Amount Encumbered	Date of TCFMAC Approval	Current Status
FM-0054101	Los Angeles	Santa Monica Courthouse	Roof - Remove and replace 53,000 sf of existing roof with new SBS roof system, currently the existing roof is in poor to fair condition at best, work will replace the roof at three building sections at various levels. New building metal and curbs will be replaced as needed.	\$ 874,646.25	\$ 51,753.65	10/23/2015	In Progress (Plan Review)
FM-0056971	Los Angeles	Compton Courthouse	Interior Finishes - 30% of Dept 105 Public seating are damaged, un-repairable & a safety hazard to public attempting to use. Conduct Environmental testing & set-up 29'x15'x8' containment. Demo 93 existing damaged chairs. Existing anchoring bolts have sheared off requiring drilling new anchoring points. Drill 168 holes (42ft x 4 holes per ft) for new chair anchoring. Install 93 new American Seating plastic seating (similar style to existing) & secure w/epoxy.	\$ 90,973.00	\$ -	1/15/2016	In Progress (Design)
FM-0057043	Los Angeles	Inglewood Juvenile Court	Roof - Remove and replace approximately 11,600 SF of failing built up roof. New roof to be a SBS multi-ply roof, to include new building metal, clean all roof drains and supply and install new roof drain caps	\$ 226,431.99	\$ 226,431.99	12/7/2015	In Work (Construction)
FM-0057094	Los Angeles	Santa Monica Courthouse	HVAC - Roof top hot water piping has deteriorated. Replace 200 LF of 2" copper piping, install (10) 2" copper couplings, install (2) 2" butterfly valves, install (1) 2" ball valve, install (16) pipe saddles and clamps, reinsulate 200 LF of hot water piping, and replace 210 SF of aluminum insulation jacket.	\$ 61,690.00	\$ 61,690.00	1/15/2016	In Work (Construction)
FM-0057412	Los Angeles	Santa Monica Courthouse	HVAC - North side - Replace deteriorating roof top hot water pipe; approx. 200LF of 2" copper pipe & fittings. Re-insulate 200LF of pipe, replace 210SF aluminum insulation jacket & bands. Conduct work under known ACM environment, Glove bag 200LF of ACM Thermal System Insulation	\$ 63,816.01	\$ 113,081.83	4/4/2016	Completed (awaiting Invoice)
FM-0057496	Los Angeles	Michael D. Antonovich Antelope Valley Courthouse	HVAC - Retro commission Fire Smoke Dampers. Restore complete operability of existing equipment. Work to include replacing any Microsmart DMS controllers, contactor relays, or failed FSDs. FSDs are not working as designed, FSDs will successfully shut but are incapable of modulating open. Recommended measures were identified as a part of the RCx.	\$ 69,834.50	\$ 69,834.50	4/4/2016	Completed (awaiting Invoice)
FM-0058161	Los Angeles	Metropolitan Courthouse	Plumbing - Remove/replace (2) 8 supply water isolation gate valves & (1) Secondary 4 isolation valve; install 20- of 8 & 6 L-Type Copper pipes and connections. Existing valves are severely rusted and leak	\$ 52,714.56	\$ 52,714.56	5/20/2016	Completed (awaiting Invoice)
FM-0058636	Santa Clara	Hall of Justice East	Roof - Replace 21,000 sq. ft. of deteriorated roof, 500 ln. Ft. of coping metal, deteriorated roof drain rings and over flow drains. The roof is over 40 years old showing signs of damaged insulation, cracking, ponding and roof leaks are evident in the building.	\$ 811,254.00	\$ -	5/20/2016	In Progress (Design / Assessment)




Transfers	Location (County)	Facility Name	Project Title	TCFMAC Approved Funds	Total Amount Encumbered	Date of TCFMAC Approval	Current Status
FM-0054951	Orange	North Justice Center	HVAC - Phase 1 - Design - Cooling Towers - Demo, remove, replace, and relocate two 250+ ton (20hp ea.) cooling towers. The cooling towers require relocation due to current unsafe work conditions and replacement due to age and failing components. The rooftop location has a rusting and failing blower wheel shaft that could break at any moment and cannot be replaced or maintained due to lack of fall protection; relocation will allow preventive maintenance to be performed in a safe and efficient manner.	\$ 232,999.80	\$ 179,684.39	7/17/2015	In Work (Construction)
FM-0056965	Monterey	Monterey Courthouse	COUNTY-MANAGED - Electrical - install replacement generator. Work to include crane lift. Current equipment has failed. A temp rental has been deployed during replacement.	\$ 127,900.00	\$ 127,900.00	4/4/2016	Completed (awaiting Invoice)
FM-0057336	Los Angeles	Downey Courthouse	DESIGN - Phase 1 - Exterior Shell - Renovate failing wall area leading into the sally port per the recommendations within the engineering study. Work to include excavation and bracing of wall areas, removal of trees contributing to wall system failure, replacement of failed drainage system.	\$ 129,735.00	\$ 102,460.52	2/19/2016	In Work (Construction)
FM-0057576	San Mateo	Hall of Justice	COUNTY MANAGED: HVAC - Replace failed 60yr old AHU's (S-1, S-2, S-3, S-6 & S-7) - AHUs (5) have failed resulting in severe temperature issues and disruptions to Court	\$ 856,375.00	\$ 856,375.00	4/4/2016	In Work (Construction)
FM-0057600	Santa Clara	Hall of Justice (East)	Exterior Shell - Install (1) concrete ADA ramp, 70 In ft. of hand rails, and (2) ADA push buttons for exterior doors to meet code compliance. Work to include demo of existing ADA ramp and fill with dirt. The court CEO has received complaints from the board member chief of staff and the public who have fallen down the stairs.	\$ 187,602.00	\$ 215,822.00	4/4/2016	In Work (Construction)
FM-0058172	Monterey	Marina Courthouse	Exterior Shell - Replace approx. 12,000 sq. ft. of failed wood siding shingles, 12,000 sq. ft. of shake felt underlayment. Due to deterioration there is evidence of water intrusion into the building walls including dry rot and mold.	\$ 229,054.00	\$ 229,054.00	5/20/2016	Completed
FM-0058627	Butte	Butte County Courthouse	Fire Protection - Replace the fire alarm control panel and all its devices throughout the building with a non-proprietary "Notifier" system. The SimplexGrinnell fire alarm system is obsolete, cannot be repaired, and currently has several devices in trouble-alarm.	\$ 120,000.00	\$ 120,000.00	5/20/2016	In Work (Construction)
FM-0052979a	Los Angeles	Burbank Courthouse	Roof - Original Gable Roof Section - Remove approximately 12,500 sf of existing rolled roofing over a pre-existing roof. Work will include new plywood roof sheathing, Dens Deck material, insulation board and a new SBS roof system with Cool Roof coating. Two pieces of abandoned mechanical equipment will also be removed from the roof and the penetrations will be capped. The existing gable roof membrane is failing and requires immediate replacement.	\$ 209,186.37	\$ 209,186.37	7/17/2015	Completed (awaiting Invoice)



Transfers	Location (County)	Facility Name	Project Title	TCFMAC Approved Funds	Total Amount Encumbered	Date of TCFMAC Approval	Current Status
<b>JCC-15-015</b>							
FM-0035096	Orange	North Justice Center	HVAC - Replace failing air handlers units 1-8. Current air handlers are the buildings original and fail intermittently. Structural instability for coupler systems was noted during AHU-1 bearing replacement occurring within the last year. Install refrigerant monitoring system as required by code.	\$ 1,086,429.30	\$ 1,255.31	5/20/2016	In Progress (Construction Procurement)
FM-0058661	Amador	New Amador County Courthouse	Energy Efficiency - Electrical - Implement energy efficiency measures including installation of BAS Controls for all HVAC units, upgrade existing air handler to Climate Wizard (CW) indirect evaporative cooling air handler, upgrade existing internal lamps to LED, and install energy efficient telecom switches decreasing overall plug load.	\$ 465,010.00	\$ 42,501.78	5/20/2016	In Progress (Construction Procurement)
<b>JCC-16-013</b>							
FM-0060574	Fresno	Fresno County Courthouse	Energy Efficiency - Electrical Implement energy efficiency upgrade of interior and exterior lighting to LED (approx. 3755 Fixtures)	\$ 120,495.62	\$ 114,215.72	5/19/2017	In Progress (Construction)
FM-0060524	Los Angeles	Norwalk Courthouse	Energy Efficiency - Electrical - Implement energy efficiency measures including installation of Interior and Exterior Lighting re-lamps and retrofit	\$ 68,192.21	\$ 67,879.83	5/19/2017	In Progress (Construction)
FM-0060579	Los Angeles	Bellflower Courthouse	Energy Efficiency - Electrical Implement energy efficiency upgrade of interior and exterior lighting to LED (approx. 1234 Fixtures)	\$ 32,186.69	\$ 21,086.28	5/19/2017	In Progress (Construction)
FM-0060581	Los Angeles	Downey Courthouse	Energy Efficiency - Electrical Implement energy efficiency upgrade of interior and exterior lighting to LED (approx. 1222 Fixtures)	\$ 34,321.55	\$ 34,285.42	5/19/2017	In Progress (Construction)
FM-0060584	Los Angeles	Whittier Courthouse	Energy Efficiency - Electrical Implement energy efficiency upgrade of interior and exterior lighting to LED (approx. 1583 Fixtures)	\$ 45,794.78	\$ 45,584.92	5/19/2017	In Progress (Construction)
FM-0060583	Los Angeles	Beverly Hills Courthouse	Energy Efficiency - Electrical Implement energy efficiency upgrade of interior and exterior lighting to LED (approx. 2246 Fixtures)	\$ 59,754.76	\$ 47,597.75	5/19/2017	In Progress (Construction)
FM-0060525	Los Angeles	Airport Courthouse	Energy Efficiency - Electrical - Implement energy efficiency measures including installation of Interior and Exterior Lighting re-lamps and retrofit	\$ 129,857.34	\$ 119,382.45	5/19/2017	In Progress (Construction)
FM-0060192	Los Angeles	Inglewood Courthouse	Energy Efficiency - Electrical - Implement energy efficiency upgrade of interior and exterior lighting to LED (Approx. 2172 lamps)	\$ 168,807.57	\$ 168,807.75	3/3/2017	In Progress (Construction Procurement)
FM-0060545	Los Angeles	Alhambra Courthouse	Energy Efficiency - Electrical - Implement energy efficiency measures including installation of Interior and Exterior Lighting re-lamps and retrofit	\$ 38,511.17	\$ 21,718.44	5/19/2017	In Progress (Construction)
FM-0035537	Los Angeles	Pasadena Courthouse	Elevator - Elevator Renovation - Complete renovation of five (5) traction and two (2) hydraulic elevators.	\$ 2,163,920.75	\$ 2,159,505.47	3/3/2017	In Progress (Construction)
FM-0060575	Los Angeles	Stanley Mosk Courthouse	Energy Efficiency - Electrical Implement energy efficiency upgrade of interior and exterior lighting to LED (approx. 12937 Fixtures)	\$ 420,211.91	\$ 418,284.69	5/19/2017	In Progress (Construction)
FM-0060573	Los Angeles	Clara Shortridge Foltz Criminal Justice Center	Energy Efficiency - Electrical Implement energy efficiency upgrade of interior and exterior lighting to LED (approx. 17928 Fixtures)	\$ 411,228.57	\$ 412,169.35	5/19/2017	In Progress (Construction)
FM-0060582	Los Angeles	Monrovia Training Center	Energy Efficiency - Electrical Implement energy efficiency upgrade of interior and exterior lighting to LED (approx. 350 Fixtures)	\$ 8,238.18	\$ 8,142.92	5/19/2017	In Progress (Construction)



Transfers	Location (County)	Facility Name	Project Title	TCFMAC Approved Funds	Total Amount Encumbered	Date of TCFMAC Approval	Current Status
FM-0060528	Los Angeles	East Los Angeles Courthouse	Energy Efficiency - Electrical - Implement energy efficiency measures including installation of Interior and Exterior Lighting re-lamps and retrofit	\$ 33,365.98	\$ 33,133.37	5/19/2017	In Progress (Construction)
FM-0060529	Los Angeles	Pomona Courthouse South	Energy Efficiency - Electrical - Implement energy efficiency measures including installation of Interior and Exterior Lighting re-lamps and retrofit	\$ 71,865.04	\$ 72,029.01	5/19/2017	In Progress (Construction)
FM-0060537	Los Angeles	Pomona Courthouse North	Energy Efficiency - Electrical - Implement energy efficiency measures including installation of Interior and Exterior Lighting re-lamps and retrofit	\$ 27,422.85	\$ 22,840.43	5/19/2017	In Progress (Construction)
FM-0060526	orange	North Justice Center	Energy Efficiency - Electrical - Implement energy efficiency measures including installation of Interior and Exterior Lighting re-lamps and retrofit	\$ 48,394.68	\$ 48,393.91	5/19/2017	In Progress (Construction)
FM-0060538	San Bernardino	San Bernardino Courthouse	Energy Efficiency - Electrical - Implement energy efficiency measures including installation of Interior and Exterior Lighting re-lamps and retrofit	\$ 50,769.97	\$ 39,566.53	5/19/2017	In Progress (Construction)
FM-0060536	San Bernardino	San Bernardino Courthouse - Annex	Energy Efficiency - Electrical - Implement energy efficiency measures including installation of Interior and Exterior Lighting re-lamps and retrofit	\$ 47,694.95	\$ 38,563.57	5/19/2017	In Progress (Construction)
FM-0060580	San Bernardino	San Bernardino Justice Center	Energy Efficiency - Electrical Implement energy efficiency upgrade of interior and exterior lighting to LED (approx. 7272 Fixtures)	\$ 223,251.45	\$ 179,230.16	5/19/2017	In Progress (Construction)
FM-0060527	Santa Clara	Downtown Superior Court	Energy Efficiency - Electrical - Implement energy efficiency measures including installation of Interior and Exterior Lighting re-lamps and retrofit	\$ 51,215.83	\$ 51,214.77	5/19/2017	In Progress (Construction)
FM-0060503	Tulare	South County Justice Center	Energy Efficiency - Electrical - Implement energy efficiency measures including installation of Interior and Exterior Lighting re-lamps and retrofit	\$ 40,766.70	\$ 40,751.53	5/19/2017	In Progress (Construction)

 Shaded region shows an update to the information



## JUDICIAL COUNCIL OF CALIFORNIA

TRIAL COURT FACILITY MODIFICATION  
ADVISORY COMMITTEE

Meeting Date: 05/25/2018

### **Information Only Item 2 – Facility Modification Budget Reconciliation Report**

#### **Summary:**

Informational report on FY 2017-18 budget reconciliation and spending plan, as well as completed and cancelled facility modifications during the reporting period.

#### **Supporting Documentation:**

- FM Budget Reconciliation Report – To be provided at the meeting