



JUDICIAL COUNCIL OF CALIFORNIA

ADVISORY COMMITTEE ON PROVIDING
ACCESS AND FAIRNESS

www.courts.ca.gov/accessfairnesscomm.htm
accessfairnesscomm@jud.ca.gov

ADVISORY COMMITTEE ON PROVIDING ACCESS AND FAIRNESS

MINUTES OF OPEN MEETING WITH CLOSED SESSION

April 16, 2020

12:15-1:15 p.m.

By Conference Call

Advisory Body**Members Present:**

Hon. Luis Lavin, Hon. Kevin Brazile, Hon. Sue Alexander (Ret.), Gurinder Aujla, Gina Cervantes, Hon. Manuel Covarrubias, Hon. Mark Cullers, Ana Maria Garcia, Janet Hudec, Hon. Victoria Kolakowski, David Levin, Hon. Elizabeth Macias, Hon. Lia Martin, Hon. Louis R. Mauro, Sasha Morgan, Hon. William Murray, Jr., Julie Paik, Michael Planet, Michael Powell, Hon. Mickie Reed, Hon. Victor Rodriguez, Janice Schmidt, Hon. Sergio Tapia, Hon. Bobbi Tillmon, Hon. Terry Truong, Twila White, Hon. Erica Yew

Advisory Body**Members Absent:**

Hon. Craig Arthur, Kim Bartleson, Hon. Jason Clay, Hon. Mary Greenwood, Mary Hale, Hon. Maria Hernandez, Hon. Juan Ulloa, Hon. Kimberly Gaab

Others Present:

Hon. Mark Juhas, Jenie Chang, Douglas Denton, Diana Glick, Andi Liebenbaum, Linda McCulloh, Catherine Ongiri, Elizabeth Tam, Greg Tanaka, Amanda Morris

OPEN MEETING

Call to Order and Roll Call

The chair called the meeting to order at 12:17 p.m. Quorum achieved

Approval of Minutes

No meeting minutes to approve.

DISCUSSION AND POSSIBLE ACTION ITEMS (ITEMS 1-4)

Item 1

COVID-19 Discussion: Trial Court operations perspective, now and moving forward.

Presenter(s)/Facilitator(s): Hon Kevin Brazile

Judge Brazile gave the committee an update on court operations at the Los Angeles County Superior Court during the COVID-19 pandemic utilizing new emergency rules. The general public is not allowed into the courthouse. The self-help center was closed at the beginning of the stay-at-home orders and phone centers were set up to provide assistance. There are concerns that the delayed court actions will inundate the court once operations resume. There have been requests to make remote video access to self-help centers and clerks offices. The Los Angeles

court would like to reopen around June 22, 2020. Majority of court staff are working remotely. Progress is being made in the video remote interpreting.

Item 2

Self-Represented Litigants

Presenter(s)/Facilitator(s): Hon Kevin Brazile

Judge Brazile discussed the additional assistance that Self-Represented litigants will need once courts reopen across the state. Bonnie Hough added that the experience for self-represented litigants has varied throughout the state. Part of the challenge for many courts is how quickly things moved and the delay due to restructuring for remote services. Emergency orders approved by the Chief Justice were immediately posted to the self-help website in plain language and translated into four languages. Also, the Judicial Council is having weekly calls with self-help centers.

Item 3

Language Access Subcommittee Update

Presenter(s)/Facilitator(s): Hon Victor Rodriguez

Judge Rodriguez provided the committee with an update from the Language Access Subcommittee. The Signage and Technology Grant Program proposed awards and allocations for FY 2019-20 are awaiting approval from the Judicial Council and next year's grant funding cycle will be opened early. The Language Access Request for Proposal (RFP) is now posted on the Judicial Council website. The RFP will support several projects under Providing Access and Fairness Advisory Committee, including: dissemination of existing multilingual public outreach materials to reach LEP stakeholders through ethnic media outlets and community engagement meetings; and development of Rule 1.300 implementation strategies including recommendations for courts to share provider information and technological solutions. The deadline to submit proposals is May 4, 2020.

Item 4

PAF Committee nominations update, future meetings, etc.

Presenter(s)/Facilitator(s): Judicial Council Staff

The nominations period for all Judicial Council Advisory Committees was extended to June 5, 2020. PAF currently has 8 vacancies and 12 nominations which includes current members whose terms are expiring this year. PAF committee meetings will remain at the same time spot of 12:15 p.m. – 1:15 p.m. on the third Thursday of every other month. The committee thanks Jenie Chang as interim lead staff and welcomes Catherine Ongiri as lead staff to the committee.

I. ADJOURNMENT

Adjourn to Closed Session

II. CLOSED SESSION

Item 1

Legislative Working Group Update

Cal. Rules of Court, Rule 10.75 (D)(10)

III. ADJOURNMENT

There being no further business, the meeting was adjourned at 1:22 p.m.

Approved by the advisory body on **enter date**.

DRAFT

Advisory Committee on Providing Access and Fairness
Annual Agenda¹—2020

Approved by Executive and Planning Committee: April 24, 2020

I. COMMITTEE INFORMATION

Chair:	Hon. Luis A. Lavin, Cochair, Associate Justice of the Court of Appeal, Second Appellate District, Division Three Hon. Kevin C. Brazile, Cochair, Presiding Judge of the Superior Court of California, County of Los Angeles
Lead Staff:	Ms. Catherine Ongiri, Attorney, Center for Families, Children & the Courts
Committee's Charge/Membership: Rule 10.55 of the California Rules of Court states the charge of the Advisory Committee on Providing Access and Fairness (PAF), which is to make recommendations for improving access to the judicial system, fairness in the state courts, diversity in the judicial branch, and court services for self-represented parties. The committee also makes recommendations to the Governing Committee of the Center for Judicial Education and Research (CJER), proposals for the education and training of judicial officers and court staff. Rule 10.55(c) sets forth the membership position of the committee. PAF has 30 members. The current committee roster is available on the committee's web page.	
Subcommittees/Working Groups²: <ol style="list-style-type: none">1. Judicial Diversity Toolkit Working Group: Review and consider ideas and recommendations in collaboration with members of the State Bar's Council on Access and Fairness (COAF) for future updates to design and content to the newly created <i>Pathways to Achieving Judicial Diversity in the California Courts</i>; lead efforts on disseminating information statewide through collaboration with justice partners.2. Language Access Subcommittee: The Language Access Subcommittee (LAS) will advise and present recommendations to PAF regarding the Language Access Plan (LAP) and its overarching goal of ensuring access to justice for all court users, especially court users with limited English proficiency. When appropriate, the LAS will make recommendations to PAF in the areas of technology, education, and translation; as well as on legislative and rule of court proposals to enhance language access services throughout the judicial branch.	

¹ The annual agenda outlines the work a committee will focus on in the coming year and identifies areas of collaboration with other advisory bodies and the Judicial Council staff resources.

² California Rules of Court, rule 10.30 (c) allows an advisory body to form subgroups, composed entirely of current members of the advisory body, to carry out the body's duties, subject to available resources, with the approval of its oversight committee.

Meetings Planned for 2020³ (Advisory body and all subcommittees and working groups)

Regular bi-monthly teleconference meetings on third Thursdays, 12:15–1:15 p.m., beginning February 2020.

April 17, 2020, annual in-person meeting in San Francisco.

Check here if exception to policy is granted by Executive Office or rule of court.

³ Refer to [Operating Standards for Judicial Council Advisory Bodies](#) for governance on in-person meetings.

COMMITTEE PROJECTS

#	New or One-Time Projects ⁴	
1.	Project Title: ADA Bench Card Update (New)	Priority⁵ 2
<p>Strategic Plan Goal⁶ I</p> <p>Project Summary⁷: Work in collaboration with the Center for Judicial Education and Research (CJER) to review and make recommendations to update and revise the ADA Bench card for judicial officers.</p> <p>Status/Timeline: TBD 2020.</p> <p>Fiscal Impact/Resources: Center for Families, Children & the Courts (CFCC) and CJER.</p> <p><input type="checkbox"/> <i>This project may result in an allocation or distribution of funds to the courts. We will coordinate with Budget Services to ensure their review of relevant materials.</i></p> <p>Internal/External Stakeholders: Trial courts.</p> <p>AC Collaboration: TBD.</p>		

⁴ All proposed projects for the year must be included on the Annual Agenda. If a project implements policy or is a program, identify it as *implementation* or a *program* in the project description and attach the Judicial Council authorization/assignment or prior approved Annual Agenda to this Annual Agenda.

⁵ For non-rules and forms projects, select priority level 1 (must be done) or 2 (should be done). For rules and forms proposals, select one of the following priority levels: 1(a) Urgently needed to conform to the law; 1(b) Urgently needed to respond to a recent change in the law; 1(c) Adoption or amendment of rules or forms by a specified date required by statute or council decision; 1(d) Provides significant cost savings and efficiencies, generates significant revenue, or avoids a significant loss of revenue; 1(e) Urgently needed to remedy a problem that is causing significant cost or inconvenience to the courts or the public; 1(f) Otherwise urgent and necessary, such as a proposal that would mitigate exposure to immediate or severe financial or legal risk; 2(a) Useful, but not necessary, to implement statutory changes; 2(b) Helpful in otherwise advancing Judicial Council goals and objectives.

⁶ Indicate which goal number of The Strategic Plan for California’s Judicial Branch the project most closely aligns.

⁷ A key objective is a strategic aim, purpose, or “end of action” to be achieved for the coming year.

#	New or One-Time Projects⁴	
2.	Project Title: Form MC-410: Request for Accommodations by Persons with Disabilities	Priority⁵ 2(b)
<p data-bbox="163 342 785 378">Project Summary⁷: PAF will do the following:</p> <ul style="list-style-type: none"> <li data-bbox="226 383 1680 418">a) Circulate the revised MC-410 form and proposed MC-410-INFO sheet and address any public comments; and <li data-bbox="226 435 1629 470">b) Implement information sheet, MC-410 INFO to accompany form MC-410 to be effective January 1, 2021. <p data-bbox="163 508 1911 651">This proposal redesigns the MC-410 and recommends the adoption of a new information sheet, the MC-410-INFO, to accompany and explain the process to request an accommodation for disability. The goal of the redesign process is to preserve the substantive and legal content of the MC-410 and present that content in plain language, with enhanced visual accessibility and compliance with standards for web accessibility of materials.</p> <p data-bbox="163 691 527 727">Status/Timeline: Ongoing.</p> <p data-bbox="163 764 1125 800">Fiscal Impact/Resources: CFCC and CJER staff with disability expertise.</p> <p data-bbox="163 808 1906 878"><input type="checkbox"/> <i>This project may result in an allocation or distribution of funds to the courts. We will coordinate with Budget Services to ensure their review of relevant materials.</i></p> <p data-bbox="163 919 684 954">Internal/External Stakeholders: None.</p> <p data-bbox="163 992 506 1027">AC Collaboration: TBD.</p>		

#	Ongoing Projects and Activities⁴	
1.	Project Title: Diversity in The Branch	Priority⁵ 1
		Strategic Plan Goal⁶ I
	<p>Project Summary⁷: PAF will do the following:</p> <ul style="list-style-type: none"> a) Continue to update the newly revised toolkit, <i>Pathways to Judicial Diversity</i> based on feedback received from users. Conduct presentations and continue the rollout of the toolkit statewide in collaboration with justice partners, provided sufficient resources are available. b) Continue to serve as subject matter resource with justice partners and stakeholders on initiatives for increasing diversity in the judicial branch. c) Continue to collaborate with CJER staff on improving and expanding educational resources in areas under PAF’s purview and expertise related to diversity, inclusion, and fairness. <p>This task was included on the committee’s prior Annual Agenda. Items <i>a</i>, <i>b</i>, and <i>c</i> were updated to include new details.</p> <p>Status/Timeline: Ongoing.</p> <p>Fiscal Impact/Resources: CFCC staff.</p> <p><input type="checkbox"/> <i>This project may result in an allocation or distribution of funds to the courts. We will coordinate with Budget Services to ensure their review of relevant materials.</i></p> <p>Internal/External Stakeholders: CJER, State Bar’s Committee on Access and Fairness (COAF), California Judges Association, California Lawyers Association (CLA), and California Change Lawyers.</p> <p>AC Collaboration: Judicial Diversity Toolkit Working Group.</p>	
2.	Project Title: Futures Recommendations for an Early Education Program in Civil and Small Claims	Priority⁵ 1
		Strategic Plan Goal⁶ I
	<p>Project Summary⁷: Continue developing content for an education program to aid the growing number of self-represented litigants (SRLs) in civil litigation and small claims matters.</p> <p>The project is being done at the direction of the Chief Justice.</p>	

#	Ongoing Projects and Activities⁴	
	<p>Status/Timeline: December 2020.</p> <p>Fiscal Impact/Resources: CFCC; Legal Services (LS); and Information Technology (IT) staff.</p> <p><input type="checkbox"/> <i>This project may result in an allocation or distribution of funds to the courts. We will coordinate with Budget Services to ensure their review of relevant materials.</i></p> <p>Internal/External Stakeholders: None.</p> <p>AC Collaboration: Civil and Small Claims Advisory Committee (C&SCAC); Information Technology Advisory Committee (ITAC); Judicial Council's Digital Services Team; and TBD.</p>	
3.	<p>Project Title: Support for Implementation of California Rules of Court, Rule 1.300</p>	<p>Priority⁵ 1</p> <p>Strategic Plan Goal⁶ I</p>
	<p>Project Summary⁷: The PAF Language Access Subcommittee will do the following:</p> <ul style="list-style-type: none"> a) Work with Judicial Council staff, trial courts and a consultant to develop solutions and recommendations to assist the courts and justice partners with implementation of rule 1.300; and b) The project scope includes consultation with stakeholders and development of recommendations and concrete solutions that will allow courts to partner with other courts and with community service providers in the use of technology and other means to expand LEP access to court-ordered services in their language. <p>Status/Timeline: Spring 2021 (for report with recommendations).</p> <p>Fiscal Impact/Resources: CFCC's Language Access Services Program staff, including program budget for consultant projects as needed (already funded) and Information Technology staff.</p> <p><input type="checkbox"/> <i>This project may result in an allocation or distribution of funds to the courts. We will coordinate with Budget Services to ensure their review of relevant materials.</i></p> <p>Internal/External Stakeholders: Trial courts, LEPs, public, community providers, and justice partners.</p> <p>AC Collaboration: PAF Language Access Subcommittee and Information Technology Advisory Committee.</p>	

#	Ongoing Projects and Activities⁴	
4.	Project Title: Language Access Signage and Technology Grants	Priority⁵ 1
		Strategic Plan Goal⁶ I
<p>Project Summary⁷: The PAF Language Access Subcommittee will do the following:</p> <ul style="list-style-type: none"> a) In coordination with the Judicial Council Executive Office, PAF Language Access Subcommittee, and the Information Technology Advisory Committee, the Center for Families, Children & the Courts (CFCC) Language Access Services Program will disburse ongoing monies (\$2.35 million each year) from the 2018 Budget as grants to trial courts for language access signage and technology initiatives on an annual basis. b) For fiscal year 2019-20, Language Access Services Program staff plans to make recommendations for Judicial Council approval in March 2020 on signage and technology projects. For fiscal year 2020-21, the grant cycle will commence in Summer 2020, to allow courts more time to apply. <p>The Language Access Signage and Technology Grant Program commenced in September 2019, following council approval.</p> <p>Status/Timeline: Ongoing.</p> <p>Fiscal Impact/Resources: CFCC, Branch Accounting and Procurement, Information Technology, ongoing monies from 2018 Budget Act.</p> <p><input checked="" type="checkbox"/> <i>This project may result in an allocation or distribution of funds to the courts. We will coordinate with Budget Services to ensure their review of relevant materials.</i></p> <p>Internal/External Stakeholders: Trial courts, LEPs, public, community providers, and justice partners.</p> <p>AC Collaboration: PAF Language Access Subcommittee and Information Technology Advisory Committee.</p>		
5.	Project Title: Public Outreach Campaign: Phase 2	Priority⁵ 1
		Strategic Plan Goal⁶ I
<p>Project Summary⁷: The PAF Language Access Subcommittee will do the following: This phase of continuing public outreach is intended to build communication channels, including through ethnic media outlets, justice partners and community organizations, and to inform the public as well as help those working directly with LEP individuals to fully access these resources.</p>		

#	Ongoing Projects and Activities⁴	
	<p>This ongoing outreach work will build on the work commenced in 2019, through a contract with the National Center for State Courts, that included developing a suite of multilingual material including print materials, audio files and videos which are now posted to the Language Access Toolkit. Phase 2 will be a public outreach campaign to inform LEP court users across the state of language services available in the court and to provide information on common court procedures.</p> <p>Status/Timeline: Spring 2021.</p> <p>Fiscal Impact/Resources: CFCC, including program budget for consultant projects as needed (already funded), Public Affairs, and Information Technology (Webcontent).</p> <p><input type="checkbox"/> <i>This project may result in an allocation or distribution of funds to the courts. We will coordinate with Budget Services to ensure their review of relevant materials.</i></p> <p>Internal/External Stakeholders: Trial courts, LEPs, public, and justice partners.</p> <p>AC Collaboration: PAF Language Access Subcommittee.</p>	
6.	<p>Project Title: Annual Language Access Survey</p>	<p>Priority⁵ 1</p> <p>Strategic Plan Goal⁶ I</p>
	<p>Project Summary⁷: The PAF Language Access Subcommittee will do the following: As a follow-up to surveys conducted in 2016–2019, the Language Access Services Program will send out a language access survey to all 58 trial courts in the state in July 2020, using the SurveyMonkey online instrument, to determine courts’ current provision of court interpreters in all civil matters.</p> <p>The survey also includes questions regarding courts’ provision of other language access services. The survey will help the Language Access Subcommittee, PAF, and Judicial Council staff obtain a better picture of the extent to which language services are provided by the courts, as well as areas that may need improvement.</p> <p>Status/Timeline: December 2020 (Survey Report).</p> <p>Fiscal Impact/Resources: CFCC staff.</p> <p><input type="checkbox"/> <i>This project may result in an allocation or distribution of funds to the courts. We will coordinate with Budget Services to ensure their review of relevant materials.</i></p>	

#	Ongoing Projects and Activities⁴	
	<p>Internal/External Stakeholders: Trial courts and public.</p> <p>AC Collaboration: PAF Language Access Subcommittee.</p>	
7.	<p>Project Title: Guidelines for Machine Translation (including web use) and Use of Tablets to Assist LEP Court Users</p>	<p>Priority⁵ 1</p> <p>Strategic Plan Goal⁶ I</p>
	<p>Project Summary⁷: The PAF Language Access Subcommittee will do the following: Work on developing guidelines for courts on the appropriate use of machine translation for web, computers or tablets to assist LEP court users with accurate information in their language.</p> <p>These guidelines will help inform court staff so they are trained and ready to work with translation technology, enabling them to confidently and accurately guide LEP court users through court conversations and/or the conduct of court business.</p> <p>Development of guidelines will also support related Futures Commission and ITAC work to explore available technologies and make recommendations to the Judicial Council on the potential for a pilot project using voice-to-text language interpretation at service counters and in self-help centers.</p> <p>Status/Timeline: Spring 2021 (for report with recommendations)</p> <p>Fiscal Impact/Resources: CFCC, including program budget for consultant projects as needed (already funded) and IT staff.</p> <p><input type="checkbox"/> <i>This project may result in an allocation or distribution of funds to the courts. We will coordinate with Budget Services to ensure their review of relevant materials.</i></p> <p>Internal/External Stakeholders: Trial courts, LEP, public, community providers, and justice partners.</p> <p>AC Collaboration: PAF Language Access Subcommittee, Information Technology Advisory Committee.</p>	

#	Ongoing Projects and Activities ⁴	
8.	Project Title: Collaborate and Provide Subject Matter Expertise	Priority⁵ 1
		Strategic Plan Goal⁶ I
<p>Project Summary⁷: PAF will do the following:</p> <ul style="list-style-type: none"> a) Serve as lead/subject matter resource for issues under the committee’s charge to avoid duplication of efforts and contribute to development of recommendations for council action. b) Serve as subject matter resource for other stakeholders on subjects under the committee’s charge to increase efficiency and avoid duplication of services within the branch. c) Provide education and technical assistance to the court self-help centers; make recommendations to the Judicial Council, as needed, regarding reports to the legislature on self-help services, requests for funding for self-help and updates to the Guidelines for the Operation of Self-Help Centers in California Trial Courts as provided by California Rules of Court, rule 10.960(e). d) Continue collaborations with the Traffic Advisory Committee (TAC), Criminal Law Advisory Committee (CLAC), and other relevant Judicial Council advisory bodies and staff on recommendations to improve access and fairness in traffic court. These collaborations started in 2017 when Justice Hull (RUPRO Chair) directed PAF to collaborate with TAC and CLAC on recommendations to improve access and fairness in traffic court. This resulted in liaison relationships between the three committees as well as successful collaborations on several rules and forms, including the “Ability to Pay” rules and forms which went into effect in April 2018. PAF will continue to collaborate with and provide subject-matter expertise to CLAC and TAC as appropriate. e) Per a request from CLAC, provide subject matter expertise as CLAC undertakes a project to perform a user-centered design review of the Judicial Council’s criminal law forms. This may include recommendations regarding plain language translation, usability testing, use of informational sheets, and other factors affecting the user-friendliness of forms that CLAC seeks to review. <p>Status/Timeline: Ongoing.</p> <p>Fiscal Impact/Resources: CFCC, Governmental Affairs, and Criminal Justice Services (CJS) staff.</p> <p><input type="checkbox"/> This project may result in an allocation or distribution of funds to the courts. We will coordinate with Budget Services to ensure their review of relevant materials.</p> <p>Internal/External Stakeholders: None.</p>		

#	Ongoing Projects and Activities⁴	
	<p>AC Collaboration: This item may include collaboration with various Judicial Council advisory bodies, including, but not limited to: Family and Juvenile Law Advisory Committee, Trial Court Presiding Judges Advisory Committee (TCPJAC), Court Executives Advisory Committee (CEAC), Collaborative Justice Courts Advisory Committee (CJCAC), TAC, CLAC, C&SCAC, ITAC; and CJER Access, Ethics, and Fairness Curriculum Development Committee.</p>	
9.	<p>Project Title: Mental Health Recommendations</p>	<p>Priority⁵ 1</p> <p>Strategic Plan Goal⁶ I</p>
	<p>Project Summary⁷: Continue to review and implement recommendations referred to PAF from the Mental Health Issues Implementation Taskforce. Final Report of the Mental Health Issues Implementation Taskforce.</p> <p>The Chairs of Executive and Planning Committee and Rules and Projects Committee (RUPRO) referred mental health recommendations to various advisory committees, including PAF. This task was included on the committee’s prior annual agenda.</p> <p>Status/Timeline: Ongoing.</p> <p>Fiscal Impact/Resources: CFCC and CJER staff.</p> <p><input type="checkbox"/> This project may result in an allocation or distribution of funds to the courts. We will coordinate with Budget Services to ensure their review of relevant materials.</p> <p>Internal/External Stakeholders: None.</p> <p>AC Collaboration: Family and Juvenile Law Advisory Committee, CJCAC, CJER Advisory Committee, and TBD.</p>	
10.	<p>Project Title: Improving Access and Fairness through Technology</p>	<p>Priority⁵ 1</p> <p>Strategic Plan Goal⁶ I</p>
	<p>Project Summary⁷: PAF will do the following:</p> <p>a) Continue coordinating with the Judicial Council’s Information Technology Advisory Committee (ITAC) on developing a Self-Represented Litigant E-Portal. (See The Critical Role of the State Judiciary in Increasing Access for Self-Represented Litigants: Self-Help Access 360); and</p>	

#	Ongoing Projects and Activities ⁴
	<p>b) Discuss and explore with ITAC other intersections between access, fairness, and technology.</p> <p>Explore how to encourage use of technologies that benefit court-users with disabilities.</p> <p>Status/Timeline: Ongoing.</p> <p>Fiscal Impact/Resources: CFCC and IT staff.</p> <p><input type="checkbox"/> <i>This project may result in an allocation or distribution of funds to the courts. We will coordinate with Budget Services to ensure their review of relevant materials.</i></p> <p>Internal/External Stakeholders: None.</p> <p>AC Collaboration: ITAC.</p>

II. LIST OF 2019 PROJECT ACCOMPLISHMENTS

#	Project Highlights and Achievements
1.	<p>Futures Recommendations on Early Education Program in Civil and Small Claims: Made significant progress on the workplan for the Futures Commission recommendations on Early Education in Civil and Small Claims. Specifically:</p> <ul style="list-style-type: none"> • Developed content used in a prototype digital tool created by the Digital Services Team to test the digital version of the simple flowchart for dealing with debt collection (limited civil) matters; • After user testing, determined that release of the simple flowchart, which is complete, would leave SRLs with additional needs and questions that court self-help centers are not currently equipped to resolve; • Expanding the simple flowchart to include every step/form to complete a limited civil matter from identification of the legal issues to Judgment After Trial; • Began development of plans to collect existing training and create needed additional training to assure court self-help centers are prepared to assist with limited civil cases; • Created a prototype limited to post judgment remedies, focusing on digitizing the claim of exemption process. This prototype is published here: https://selfhelp.courts.ca.gov/debt-collection <p>Status: Ongoing; User testing will continue, and the team is expanding the concept into the overall design of the new website. User testing informs the team of needed revisions, then more user testing is needed for each revision.</p>
2.	<p>Diversity in the Branch: PAF in collaboration with members of the State Bar’s Council on Access and Fairness (COAF) completed all revisions, updates, and a redesign to the Judicial Diversity Toolkit, renamed: Pathways to Judicial Diversity. The updated and redesigned Pathways to Judicial Diversity link is also posted as a resource on the JRN website for judicial officers. The newly revised toolkit was presented throughout the state including at the California Lawyers Association (CLA) Annual Meeting, Change Lawyers and UCLA School of Law in Los Angeles, and at the Beyond the Bench Conference in December.</p> <p>Status: The redesign of the toolkit is complete. Presentations of toolkit will be ongoing in 2020.</p>
3.	<p>Language Access Rule of Court: PAF took lead responsibility for this proposal to approve and adopt new California Rules of Court, rule 1.300 and forms LA-350, LA-400, and LA-450 upon the sunset of the Language Access Plan Implementation Task Force in March 2019.</p> <p>Status: Rule 1.300 and forms LA-350, LA-400, and LA-450 went into effect 9/1/2019.</p>
4.	<p>Signage and Technology Grants: The 2018 Budget Act included \$2.35 million in ongoing funding for courts for language access signage and technology. Language Access Services (LAS) worked with courts to identify funding needs and the process to disburse this as a grant program launched in September 2019 with approval from the council.</p> <p>Status: Ongoing.</p>

#	Project Highlights and Achievements
5.	<p>Annual Language Access Survey: As a follow-up to surveys conducted in 2016–2018, the LAS sent out a language access survey to all 58 trial courts in the state in July 2019 to determine the courts’ current provision of court interpreters in all civil matters. It also asked questions regarding courts’ provision of other language access services.</p> <p>Status: Ongoing; Survey for FY 2018-19 completed, survey report with results is planned for release in early 2020.</p>
6.	<p>Public Outreach Campaign: The current language access services contract with the National Center for State Courts includes deliverables to help the council develop a public outreach campaign to reach limited English proficient (LEP) court users across the state.</p> <p>Status: Completed (Phase 1). Multilingual materials for the public outreach campaign loaded to the Language Access Toolkit.</p>
7.	<p>Gender Expression/Identity: Rules and Projects Committee (RUPRO) directed committee staff, based on PAF’s recommendations, to address the need for gender neutrality on court forms by beginning with identifying those court forms requiring changes.</p> <p>Status: Ongoing</p>
8.	<p>Mental Health Recommendations: PAF staff in collaboration with staff from Collaborative Justice Court Advisory Committee, developed and presented workshops on working with techniques and culturally responsive approach to effectively engage with behavioral health issues.</p> <p>Status: Complete.</p>
9.	<p>Form MC-410: Request for Accommodations by Persons with Disabilities: During December 2019, the revised MC-410 was tested by experts. Drafts of the revised Judicial Council form MC-410, proposed Judicial Council form MC-410-INFO and the accompanying Invitation to Comment are currently undergoing internal reviews.</p> <p>Status: The proposed revised form MC-410 and MC-410-INFO will be circulated during the spring cycle of 2020 with a proposed effective date of January 1, 2021.</p>
10.	<p>Comment to the State Bar: On September 23, 2019, PAF drafted and approved public comments, in coordination with Governmental Affairs and Policy Coordination and Liaison Committee, that were submitted on behalf of the Judicial Council to the State Bar Task Force on Access Through Innovation of Legal Services (ATILS) regarding the proposal on Options for Regulatory Reforms to Promote Access to Justice.</p> <p>Status: Complete.</p>



JUDICIAL COUNCIL OF CALIFORNIA

ADVISORY COMMITTEE ON PROVIDING
ACCESS AND FAIRNESS

Advisory Committee on Providing Access and Fairness Meeting June 18, 2020 12:15 p.m. – 1:15 p.m.

Language Access Subcommittee Update

Meeting Materials Index

1. Status of 2020 Language Access Subcommittee Projects
2. Signage and Technology Grant Program, Fiscal Year 2019-20: Final Awards
3. Signage and Technology Grant Program, Fiscal Year 2020-21: Timeline
4. Court Language Access Survey Report (May 2020)

Resources and Links:

- [2020 Language Need and Interpreter Use Study](#): The Judicial Council approved the 2020 Language Need and Interpreter Use Study at its May meeting. The study is conducted every five years and details interpreter use in the courts and projects future language need.
- [Judicial Council Coronavirus Updates](#): The Judicial Council is closely monitoring the evolving Covid-19 Coronavirus situation. Information is available online on the Judicial Council Coronavirus Updates page.
- [You and Your Court Interpreter: Staying Safe During Covid-19](#) (May 2020): This handout offers suggestions to ensure the safety of interpreters and LEP court users. Translations will be added to the California Courts website as soon as they become available.
- [National Center for State Courts Covid-19 Pandemic Resources](#): Resources to assist state courts during the Covid-19 Pandemic, including [In-Person Court Interpretation During the Pandemic](#) and [Court Interpretation Exam Administration Considerations](#)

Status of 2020 Language Access Subcommittee Projects¹

[Language Access Subcommittee](#): Judge Victor A. Rodriguez, Chair

Subcommittee Lead Staff: Elizabeth Tam-Helmuth: elizabeth.tam@jud.ca.gov

2020 Language Access Subcommittee Projects	Status, Proposed Timeline and Outcome
<p>Project Title: Support for Implementation of California Rules of Court, Rule 1.300</p> <p>Project Summary: The PAF Language Access Subcommittee will do the following:</p> <ul style="list-style-type: none"> a) Work with Judicial Council staff, trial courts and a consultant to develop solutions and recommendations to assist the courts and justice partners with implementation of rule 1.300; and b) The project scope includes consultation with stakeholders and development of recommendations and concrete solutions that will allow courts to partner with other courts and with community service providers in the use of technology and other means to expand LEP access to court-ordered services in their language. 	<p>This project is a deliverable in an anticipated language access services consultant contract (June 2020 – March 2022).</p> <p>By Fall 2020, the consultant will meet with the Language Access Subcommittee and staff to discuss courts’ implementation of Rule 1.300 (effective September 1, 2019) and anticipated interviews/surveys of court Language Access Representatives.</p> <p>By January 2021, the consultant will provide Language Access Services staff with a draft report on survey/interview findings from court Language Access Representatives and Rule 1.300 implementation strategies and related materials.</p> <p>By April 2021, the consultant will deliver a final report on strategies and technological solutions to help courts with implementation of the rule. The final report will be presented to PAF for review and approval.</p>
<p>Project Title: Language Access Signage and Technology Grants</p> <p>Project Summary: The PAF Language Access Subcommittee will do the following:</p> <ul style="list-style-type: none"> a) In coordination with the Judicial Council Executive Office, PAF Language Access Subcommittee, and the Information Technology Advisory Committee, the Center for Families, Children & the Courts (CFCC) Language Access Services Program will disburse 	<p>On April 20, 2020, Language Access Services staff launched the Signage and Technology Grant Program for FY 2020-21.</p> <p>The deadline for trial courts to apply for funding for signage and/or technology initiatives for FY 2020-21 is June 30, 2020.</p> <p>Upon approval from the advisory bodies, staff plans to submit grant recommendations for Judicial Council approval at the November 2020 council meeting. Awarded courts will have</p>

¹ [2020 Advisory Committee on Providing Access and Fairness Annual Agenda](#) (approved by Executive and Planning Committee on April 24, 2020)

2020 Language Access Subcommittee Projects	Status, Proposed Timeline and Outcome
<p>ongoing monies (\$2.35 million each year) from the 2018 Budget as grants to trial courts for language access signage and technology initiatives on an annual basis.</p> <p>b) For fiscal year 2019-20, Language Access Services Program staff plans to make recommendations for Judicial Council approval in March 2020 on signage and technology projects. For fiscal year 2020-21, the grant cycle will commence in Summer 2020, to allow courts more time to apply.</p>	<p>until June 30, 2021 to encumber funds, and until December 31, 2021 to spend the funds, submit invoices, and submit a brief report on their grant-funded project(s).</p>
<p>Project Title: Public Outreach Campaign: Phase 2</p> <p>Project Summary: The PAF Language Access Subcommittee will do the following: This phase of continuing public outreach is intended to build communication channels, including through ethnic media outlets, justice partners and community organizations, and to inform the public as well as help those working directly with LEP individuals to fully access these resources.</p> <p>This ongoing outreach work will build on the work commenced in 2019, through a contract with the National Center for State Courts, that included developing a suite of multilingual material including print materials, audio files and videos which are now posted to the Language Access Toolkit. Phase 2 will be a public outreach campaign to inform LEP court users across the state of language services available in the court and to provide information on common court procedures.</p>	<p>This project is a deliverable in an anticipated language access services consultant contract (June 2020 – March 2022).</p> <p>By Fall 2020, the consultant will provide the Language Access Subcommittee and staff a proposed plan for dissemination of Public Outreach Campaign materials for wider outreach, including ethnic media outlets and organizing community engagements.</p> <p>By December 2020, the consultant will work with Language Access Services and Public Affairs staff to disseminate public outreach materials to stakeholders, including ethnic media outlets, justice partners and community organizations.</p> <p>By March 2021, after consultation with the Language Access Subcommittee and staff on topics, scope and goals, the consultant will organize and facilitate one community engagement meeting to promote language access.</p>

2020 Language Access Subcommittee Projects	Status, Proposed Timeline and Outcome
<p>Project Title: Annual Language Access Survey</p> <p><i>Project Summary:</i> The PAF Language Access Subcommittee will do the following: As a follow-up to surveys conducted in 2016–2019, the Language Access Services Program will send out a language access survey to all 58 trial courts in the state in July 2020, using the SurveyMonkey online instrument, to determine courts’ current provision of court interpreters in all civil matters.</p> <p>The survey also includes questions regarding courts’ provision of other language access services. The survey will help the Language Access Subcommittee, PAF, and Judicial Council staff obtain a better picture of the extent to which language services are provided by the courts, as well as areas that may need improvement.</p>	<p>Language Access Services staff plans to conduct the annual Language Access Survey in July 2020 (TBD) to determine the courts’ current status on providing interpreter services in civil matters and other language access services. Staff will share and discuss the proposed survey questions with the Language Access Subcommittee prior to survey launch. The final survey report will be completed by December 2020 (TBD).</p>
<p>Project Title: Guidelines for Machine Translation (including web use) and Use of Tablets to Assist LEP Court Users</p> <p><i>Project Summary:</i> The PAF Language Access Subcommittee will do the following: Work on developing guidelines for courts on the appropriate use of machine translation for web, computers or tablets to assist LEP court users with accurate information in their language.</p> <p>These guidelines will help inform court staff so they are trained and ready to work with translation technology, enabling them to confidently and accurately guide LEP court users through court conversations and/or the conduct of court business.</p> <p>Development of guidelines will also support related Futures Commission and ITAC work to explore available technologies</p>	<p>Language Access Services staff will work with Information Technology staff (and the Information Technology Advisory Committee, as appropriate) to develop guidelines for machine translation and the use of computers/tablets to assist LEP court users. Staff will keep the Language Access Subcommittee and PAF updated on progress regarding this project.</p>

2020 Language Access Subcommittee Projects	Status, Proposed Timeline and Outcome
and make recommendations to the Judicial Council on the potential for a pilot project using voice-to-text language interpretation at service counters and in self-help centers.	

FY 2019/2020 SIGNAGE TECHNOLOGY GRANT
TOTAL AWARDS BY COURT

COUNTY	SIGNAGE AWARD	TECHNOLOGY AWARD	Total Award
1. ALAMEDA	\$ 90,000.00	\$ 80,548.00	\$ 170,548.00
2. AMADOR	\$ 20,000.00	\$ 29,094.00	\$ 49,094.00
3. BUTTE	\$ 57,023.47	\$ 10,000.00	\$ 67,023.47
4. COLUSA	N/A	\$ 2,300.00	\$ 2,300.00
5. DEL NORTE	\$ 2,000.00	N/A	\$ 2,000.00
6. FRESNO	\$ 44,622.44	N/A	\$ 44,622.44
7. IMPERIAL	\$ 4,100.00	\$ 5,500.00	\$ 9,600.00
8. INYO	\$ 10,000.00	N/A	\$ 10,000.00
9. KERN	\$ 1,973.09	\$ 30,704.24	\$ 32,677.33
10. KINGS	\$ 52,863.00	\$ 14,837.42	\$ 67,700.42
11. LASSEN	\$ 1,000.00	\$ 6,000.00	\$ 7,000.00
12. LOS ANGELES	\$ 85,000.00	\$ 135,000.00	\$ 220,000.00
13. MADERA	\$ 43,833.49	\$ 18,044.07	\$ 61,877.56
14. MARIN	N/A	\$ 23,080.00	\$ 23,080.00
15. MERCED	\$ 75,000.00	\$ 135,000.00	\$ 210,000.00
16. ORANGE	\$ 89,430.00	\$ 135,000.00	\$ 224,430.00
17. PLACER	N/A	\$ 36,340.00	\$ 36,340.00
18. SACRAMENTO	\$ 13,700.00	\$ 78,492.68	\$ 92,192.68
19. SAN FRANCISCO	\$ 85,000.00	\$ 120,000.00	\$ 205,000.00
20. SAN JOAQUIN	\$ 57,357.00	N/A	\$ 57,357.00
21. SAN MATEO	N/A	\$ 81,250.00	\$ 81,250.00
22. SANTA BARBARA	\$ 90,000.00	\$ 135,000.00	\$ 225,000.00
23. SANTA CLARA	\$ 90,000.00	\$ 117,776.98	\$ 207,776.98
24. SANTA CRUZ	\$ 57,023.47	\$ 45,746.00	\$ 102,769.47
25. SHASTA	N/A	\$ 34,256.61	\$ 34,256.61
26. SOLANO	\$ 19,817.93	\$ 15,000.00	\$ 34,817.93
27. STANISLAUS	\$ 6,184.00	\$ 7,395.00	\$ 13,579.00
28. TULARE	N/A	\$ 53,635.00	\$ 53,635.00
29. YUBA	\$ 4,072.11	N/A	\$ 4,072.11
	\$ 1,000,000.00	\$ 1,350,000.00	\$ 2,350,000.00

Language Access Signage and Technology Grant Program, FY 2020-21

Proposed Timeline, Revised June 2020

KEY MILESTONES	EVENT
April 20, 2020	Application packet to courts.
July 15, 2020	New application deadline (extended from June 30, 2020).
July 2020	Language Access Services staff to review grant applications, prepare recommendation memorandum (memo), and meet with Judicial Council of California (JCC) Internal Review Committee.
August 2020	Complete draft recommendation memo and proposed allocations.
August 2020	<p>Joint Working Group of members from Advisory Committee on Providing Access and Fairness (PAF) and Information Technology Advisory Committee (ITAC) meet to review and discuss draft recommendations memo and proposed allocations.</p> <p>JCC staff share draft recommendation memo and proposed allocations with PAF, ITAC and Judicial Council Technology Committee (JCTC) chairs.</p>
September 2020	PAF/ITAC/JCTC Review draft recommendations memo and proposed allocations; JCC staff to draft council report on proposed grants for FY 2020-21.
October 2, 2020	Draft Judicial Council Report deadline (for November 12-13, 2020 meeting).
November 12-13, 2020	Judicial Council meeting to review draft recommendations memo and proposed allocations for FY 2020-21.
November 2020	Notify awarded courts.
December 2020	Intra-Branch Agreements (IBAs) sent to courts.
December 31, 2020	Court Executive Officers (CEOs) must sign and return IBAs to the Judicial Council.
December 31, 2021	Deadline for courts to submit reimbursement requests and brief report to the Judicial Council, FY 2020-21. Courts may submit invoices on an ongoing basis throughout the contract period.

COURT LANGUAGE ACCESS SURVEY REPORT

MAY 2020

Language Access Services Program
Center for Families, Children & the Courts



JUDICIAL COUNCIL
OF CALIFORNIA

OPERATIONS AND PROGRAMS DIVISION
CENTER FOR FAMILIES, CHILDREN & THE COURTS

Contents

Introduction	3
Methodology	3
The Survey	3
Data Collection.....	4
Survey Responses	4
Classifying Questions (Q1–Q3)	4
Civil Expansion (Q4–Q19)	7
Languages in Which Interpreters Are Routinely Provided in Civil Cases (Q20)	13
Civil Matters with Fee Waivers (Q21–Q22)	13
Challenges, Changes, and Interpreter Needs (Q23–Q29).....	14
Funding Needs, Additional Services, and Data Collection (Q30–Q35).....	21
Complaint Process (Q36–Q40)	27
Ranking of Items to Be Developed by Judicial Council (Q41–Q42)	30
Conclusion	32
Contact	33
Appendix to <i>Court Language Access Survey Report</i>	

Introduction

On behalf of the Language Access Subcommittee of the Advisory Committee on Providing Access and Fairness, this *Court Language Access Survey Report* was prepared by the Judicial Council's Language Access Implementation (LAI) unit. The information within this report was collected via an online survey administered to the courts in the summer of 2019. The answers provided by court staff are in reference to interpreter or language access services provided in their respective courts as of June 30, 2019. This current report, and the survey responses it is based upon, are a follow-up to similar annual language access surveys and corresponding reports issued for 2016, 2017, and 2018.

Beginning in 2019, the annual survey moved from the calendar year cycle to the fiscal year cycle; hence, this report covers July 2018 through June 2019. While some questions in the survey have changed over time, they aim to gauge the level of expansion of interpreter services into civil matters that has been a core focus of language access policy within California for the last five years. The survey, however, includes many other questions relating to language access services such as (1) the interpreter complaint process, (2) estimates of additional funding necessary to reach full civil expansion or to address other court needs, (3) adherence to provisional qualification procedures, and (4) documenting the languages for which courts routinely experience a shortage of interpreters. The survey data, along with court interpreter expenditures and interpreter usage reporting, assist the Judicial Council and the Language Access Subcommittee in assessing the extent to which language access services are being provided in the courts and to identify areas that may need improvement.

Along with the 2015 adoption of the [Strategic Plan for Language Access in the California Courts](#) (the Language Access Plan, or LAP), a hierarchy of civil case types was created with the passage of AB 1657 and Evidence Code section 756. This hierarchy established eight different priority levels for civil case types should a court not have enough resources to cover all interpreter requests in civil matters. This year marks the first since the adoption of the Language Access Plan that all 58 superior courts throughout California have expanded into all eight of those civil case type priority levels. This does not necessarily mean that every court has the resources to cover 100% of interpreter requests in all eight priority levels. Instead, it implies that every court strives to cover every request for language access regardless of the case type. Additionally, the level of interpreter coverage for all civil case types throughout the state, per the survey responses, was estimated to be 93%.

These figures represent an extraordinary amount of progress in providing language assistance to California's court users in civil case types since 2015. The report will go on to detail the estimated level of coverage for each of the civil case types in the differing priority levels, almost all of which have risen since the 2018 survey report.

Methodology

The Survey

The survey was designed to take no more than 30 minutes to complete to minimize inconvenience to court staff. Because the survey questions could require input from more than

one court employee, LAI staff provided the courts with a PDF version of the questions to enable respondents to review them in advance and identify appropriate court staff to respond. The LAI staff was also available throughout the administration of the survey to answer any questions from the courts. The deadline for courts to complete the survey was extended twice, to allow all 58 trial courts to complete the survey online. Ultimately, all 58 courts submitted a response to the survey. This marks the second year that the survey has achieved 100% participation from the courts. The survey consisted of 43 questions. The first three questions were classifiers, documenting the respondent, court size, and regional location. Questions 4–19 deal specifically with estimates of civil expansion across the different case types and priority levels. The remaining questions ask the courts about a myriad of language access policies and issues such as provisional qualification guidelines, challenges in providing free interpreters, and documenting additional types of language services offered by courts. A copy of the survey is attached to the appendix of this report as a PDF document for reference. However, all 58 courts submitted their responses to the survey electronically via Survey Monkey.

Data Collection

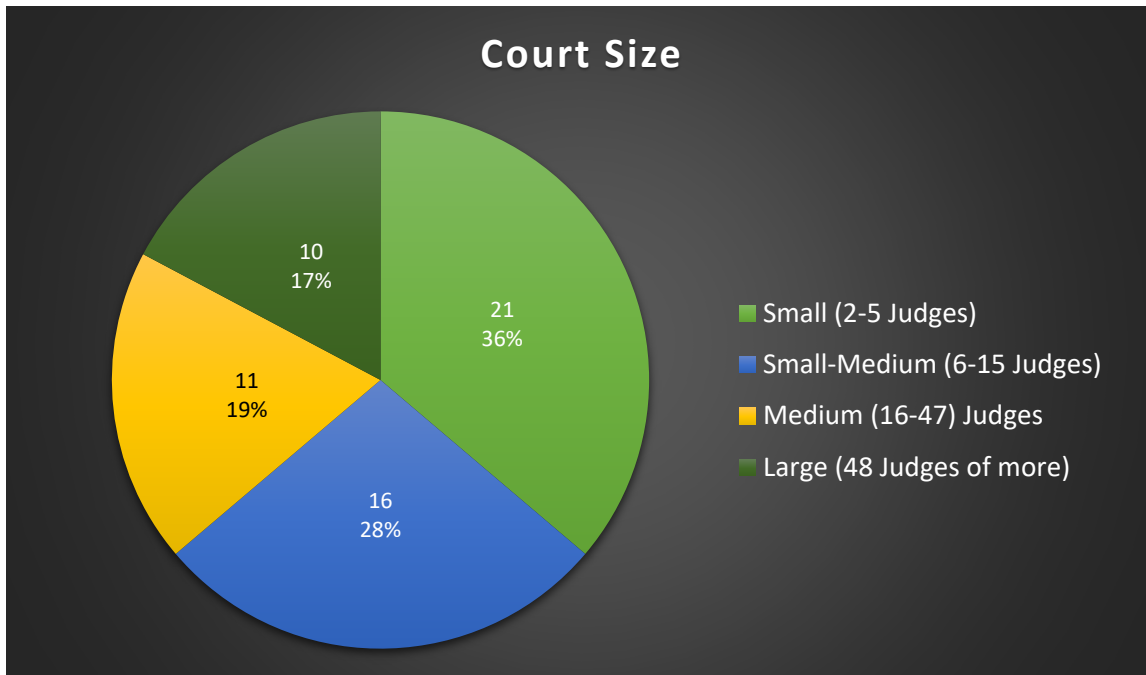
The survey data reflects self-reported evaluations from the trial courts. Therefore, responses depict only partial achievement of the branch’s language access goals for the availability of interpreters in civil proceedings, as well as provision of other language access services, and may reflect distinctions in how trial courts assess their level of compliance with particular language access goals. The information collected in the surveys is used holistically with other data on interpreter usage and expenditures to obtain a comprehensive understanding of the level of services provided for in each court. This enables the branch and policymakers to better understand the challenges each court faces in its attempt to provide meaningful access to justice for all of its court users. Data collected through the survey was mostly qualitative and categorical data derived from closed-ended questions. However, the questions regarding civil expansion levels asked survey respondents to estimate their ability to cover requests for interpreters in civil matters using a 0% to 100% sliding scale. All survey data will be presented in aggregate form, and no individual answers from any one court will be showcased in the report. The only exception to this is the inclusion of some open-ended “Other” field responses that LAI staff found noteworthy. However, no individual court is identified in this report.

Survey Responses

Classifying Questions (Q1–Q3)

The first few questions of the survey are merely classifiers, including identification of court size and court region. California has four separate court interpreter regions (See Figure 1 below, Map of Court Interpreter Regions). The responses to these questions regarding court size and court region are summarized in the charts below. These figures are relatively stable, but since the size of a court is determined by the number of judges, some minor fluctuation does occur when a court loses or gains new judgeships.

Q2: What is the size of your court?



Q3: What is your court region?

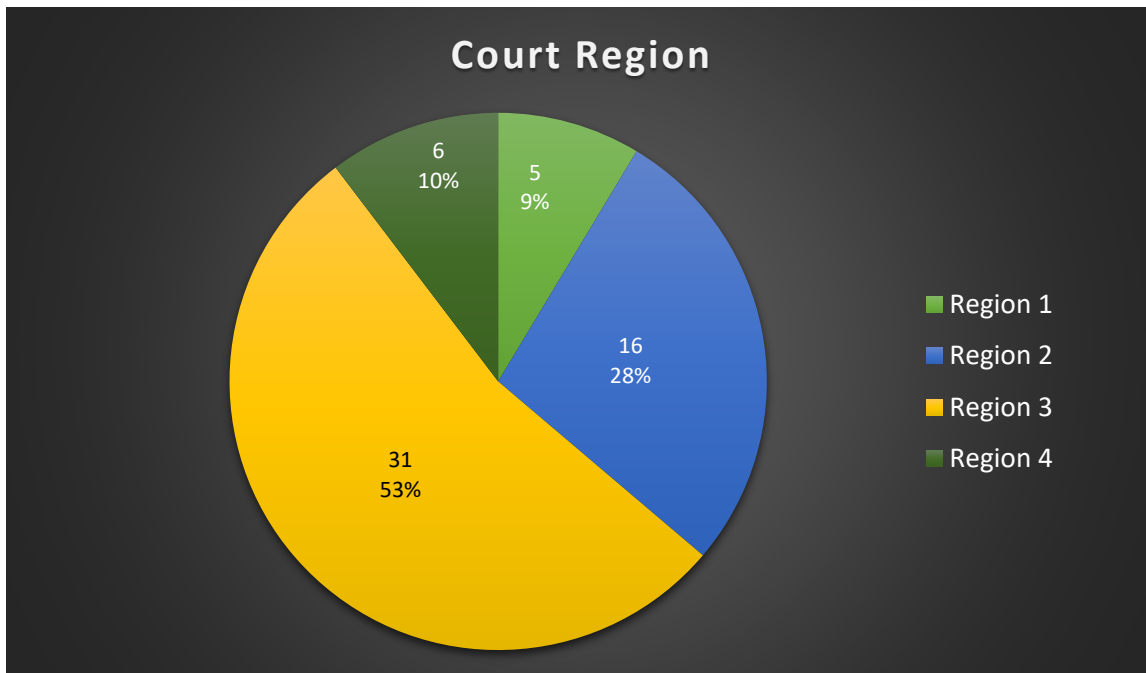


Figure 1: Map of Court Interpreter Regions



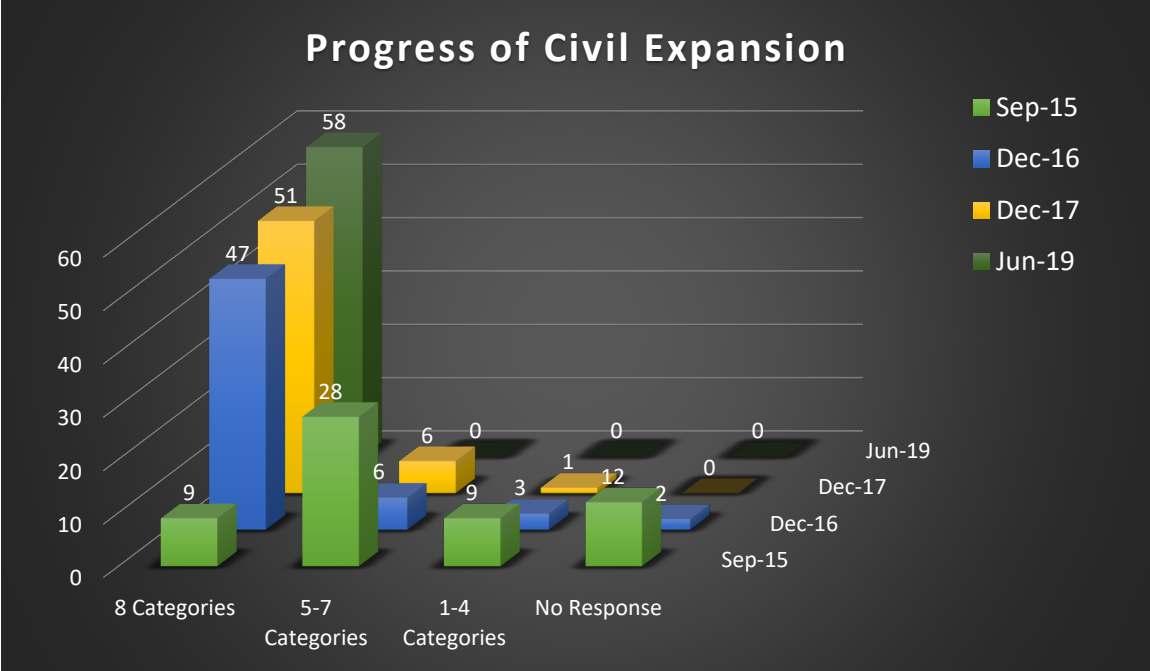
Civil Expansion (Q4–Q19)

Effective January 1, 2015, Evidence Code section 756 expanded the provision of interpreters to previously nonmandated case types. Prior to this policy shift, interpreters were only routinely provided in criminal, juvenile, domestic violence, and certain mental health cases. Section 756 also included a hierarchy of case type priority, should a court have insufficient resources to provide interpreters in all civil case types. Priority levels are as follows:

Priority 1	Domestic violence, civil harassment where fees are waived (Code Civ. Proc., § 527.6(y)), elder abuse (physical abuse or neglect)
Priority 2	Unlawful detainer
Priority 3	Termination of parental rights
Priority 4	Conservatorship, guardianship
Priority 5	Sole legal or physical custody, visitation
Priority 6	Other elder abuse, other civil harassment
Priority 7	Other family law
Priority 8	Other civil actions or proceedings

Q4: Please indicate the civil case types for which your court provides free interpreter services using certified and registered court interpreters (check all that apply).

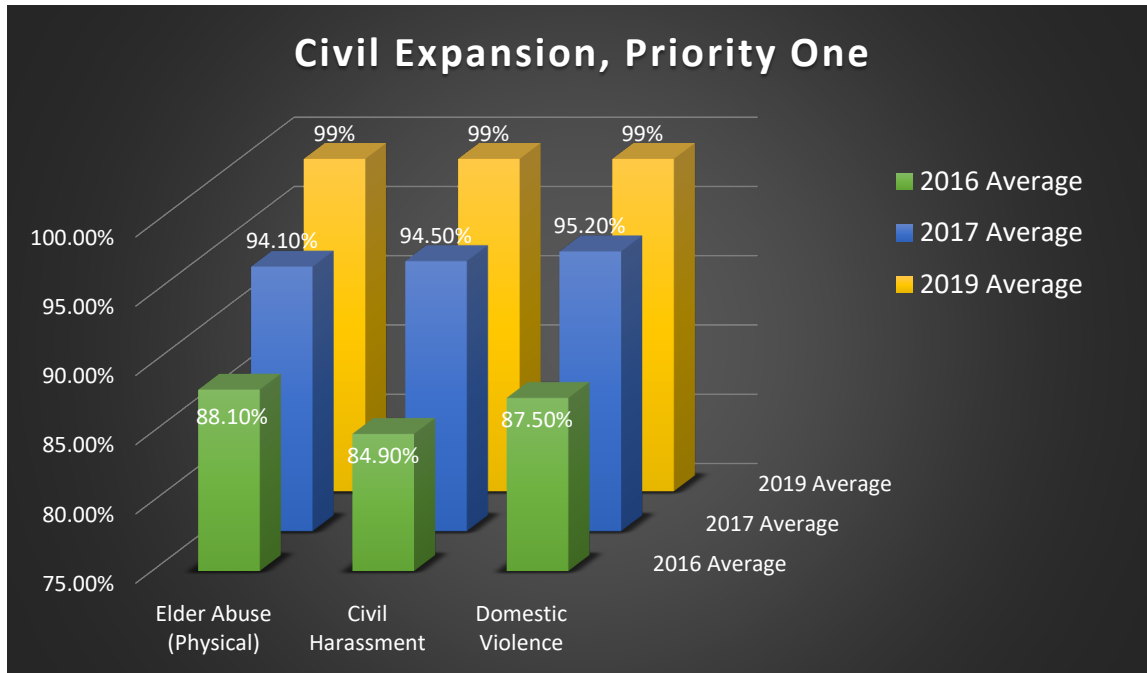
The courts have made significant progress in expanding interpreter services in civil cases as depicted in the charts below. Our most recent data indicates that all courts have been able to provide interpreters in all eight civil case type priority levels. The languages for which interpreter services were provided, and the interpreter coverage/availability for each priority, vary by court. This represents a huge increase from roughly four years prior when only 9 of 58 courts were providing interpreters in all priority levels.



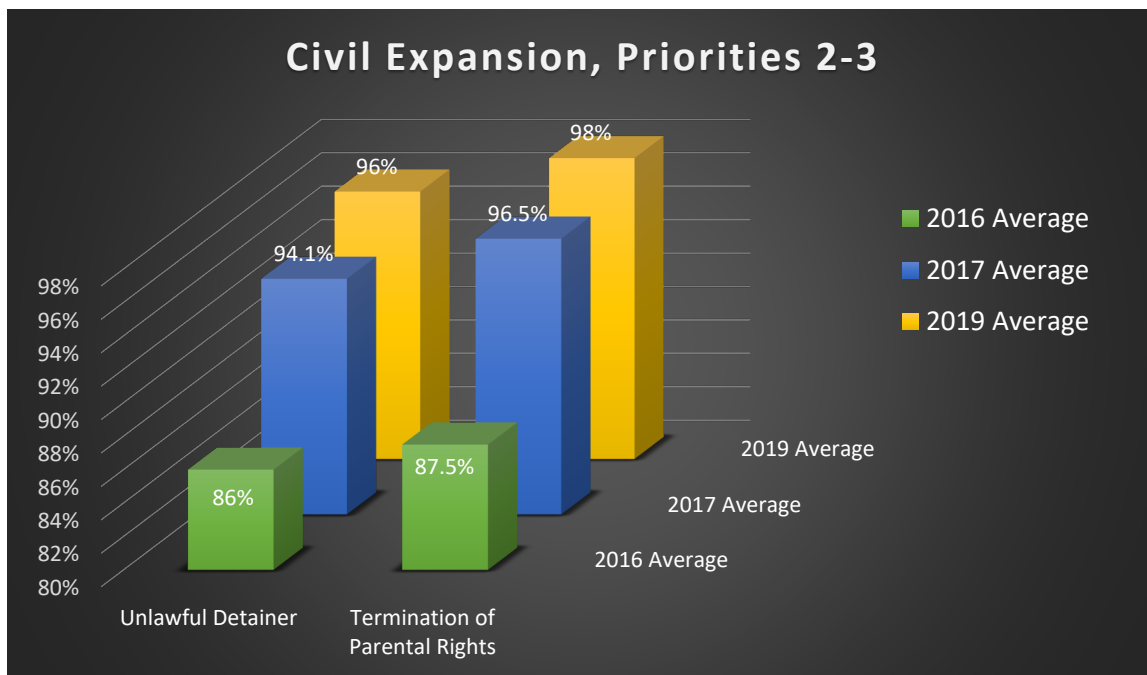
Q5–Q19: Please estimate the percentage of interpreter coverage for each civil case type that your court provides interpreters for.

Questions 5 through 19 then asked survey respondents to estimate their court’s level of interpreter coverage for each individual case type included in the eight priority levels. Respondents were given a sliding scale ranging from 0% to 100% within which they could provide their answer. In total, there are 14 separate case types within the differing priority levels. The series of three-dimensional bar charts below document the responses collected from the last three language access surveys. As described above, previous surveys covered the prior calendar year. The most recent survey, however, was held until June 2019 to align the annual survey with the branch fiscal year cycle. Therefore, there is not a 2018 average for the charts shown below. The case types are grouped together by priority level for demonstration purposes only. Each case type received its own, separate question within the online survey.

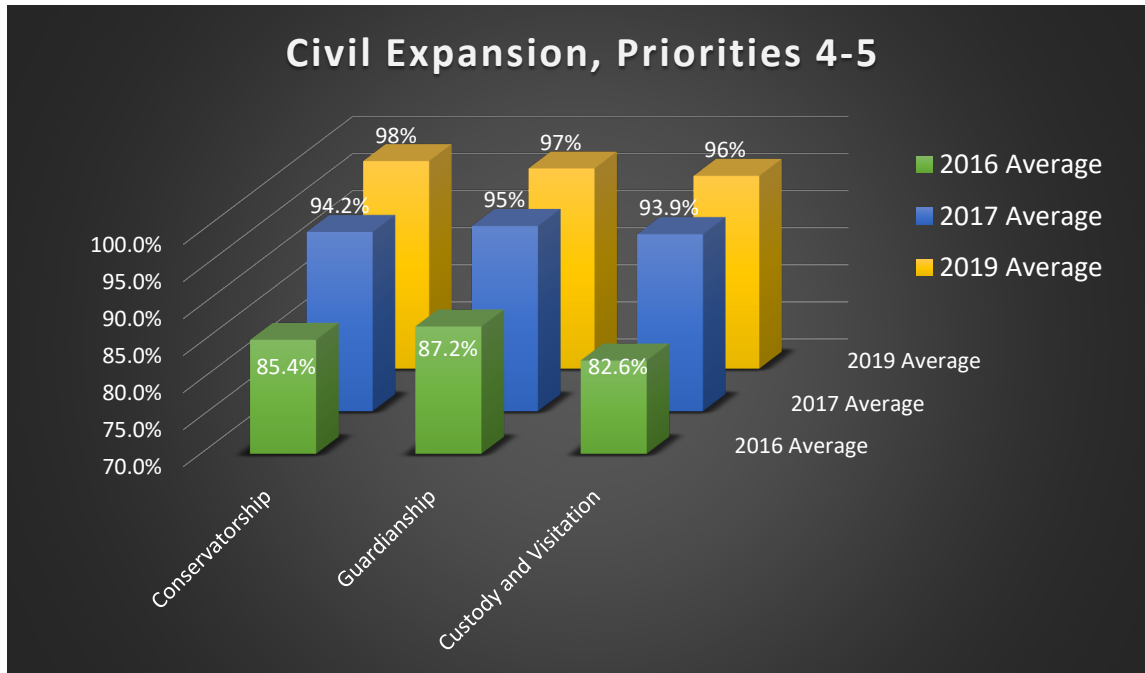
Civil Priority One: Domestic Violence (Q5); Elder/Dependent Adult Abuse (Q6); Civil Harassment Under Code of Civil Procedure section 527.6(y) (Q7)



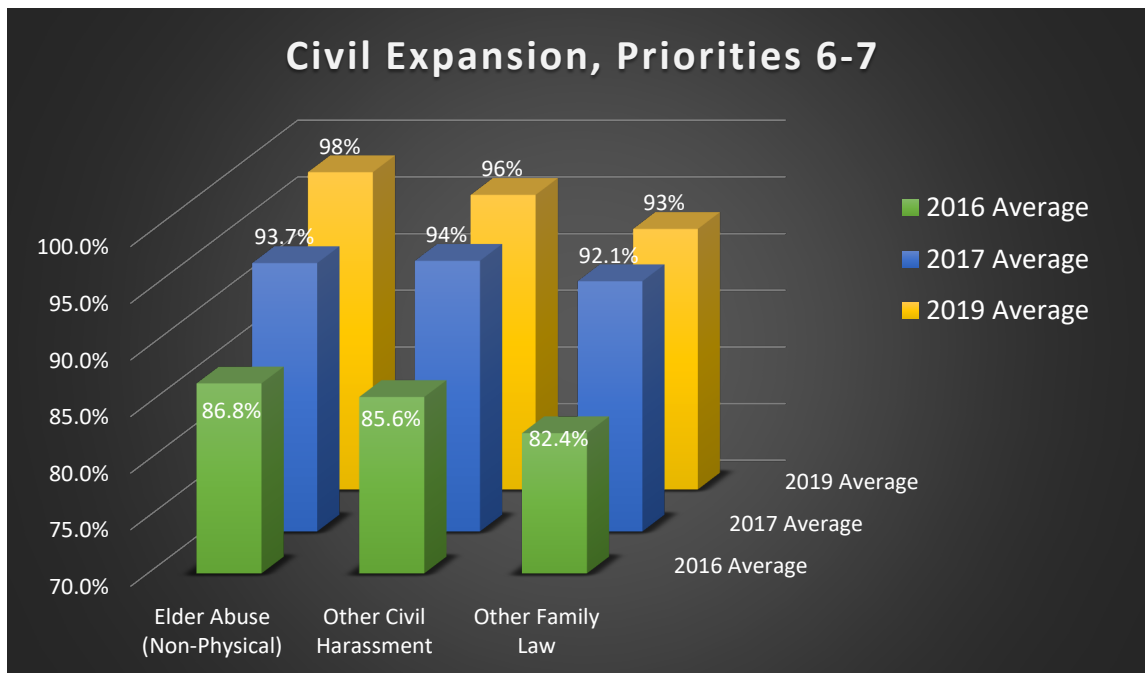
Civil Priorities 2 to 3: Unlawful Detainer (Q8); Termination of Parental Rights (Q9)



Civil Priorities 4 to 5: Guardianship (Q10); Conservatorship (Q11); Child Custody or Visitation (Q12)



Civil Priorities 6 to 7: Elder Abuse (not physical) (Q13); Other Civil Harassment (Q14); Other Family Law (Q15)



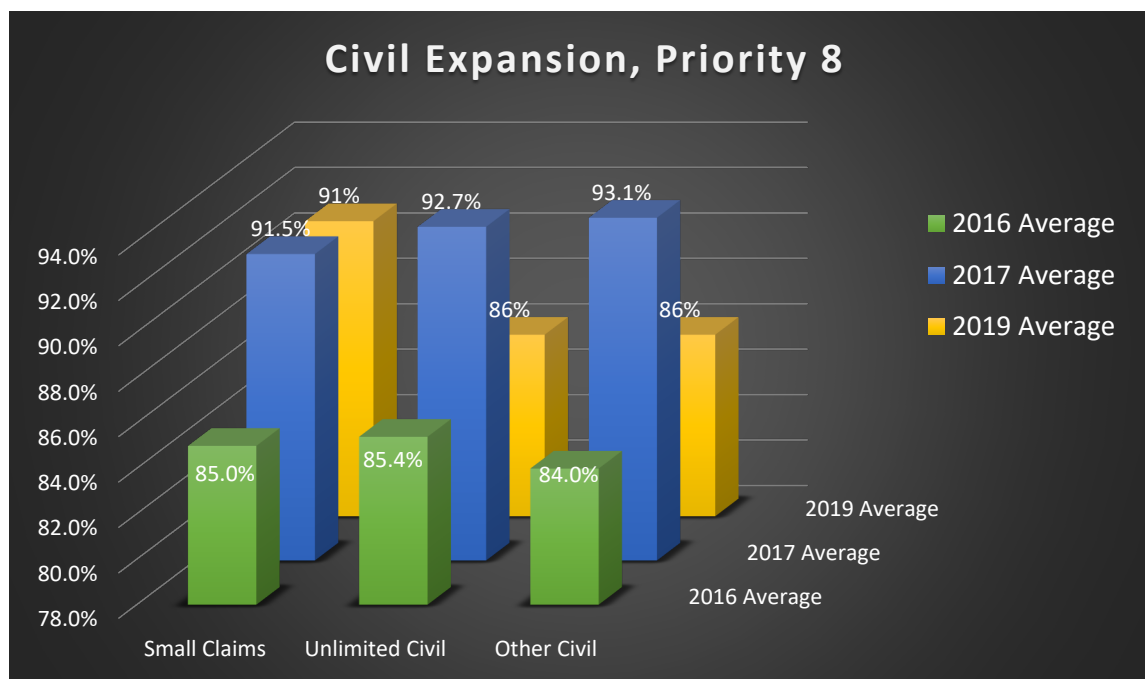
The estimated ability of courts to provide interpreters in civil cases free of charge has increased in almost all priority levels and case types for the last three consecutive surveys. The one exception to this would be “Unlimited Civil” and “Other Civil” in priority level 8, the responses

to which are displayed in the chart below. Court staff estimated that their ability to provide interpreter coverage for these case types had decreased as of June 2019. As stated previously, this data represents self-reported evaluations by court staff and is not based on any hard reporting. LAI staff analyzed interpreter data for the last five years in search of additional evidence to help assess whether services in these case types had indeed contracted. “Unlimited Civil” cases are not tracked separately in the reporting of interpreter data but are instead grouped into the “Other Civil” category. The total¹ number of “Other Civil” cases interpreted in FY 2018–19 was 11,675. The previous four-year average for this same case type was 8,245. This is an increase of 3,430 cases, or 42%. This increase would suggest that services for these case types had not contracted. However, without additional metrics, such as the number of requests for interpreters that were denied, a firm conclusion as to whether services within these two case types has decreased cannot be reached.

The LAI unit has discussed with courts moving away from these estimates for civil coverage and instead having courts indicate through the annual survey the actual numbers and kinds of rare instances (including in what languages) when an in-person interpreter could not be located by the court after the court conducted a diligent search for an interpreter, and no telephonic or remote interpreter could be located or provided. This more specific information would assist the council with more focused efforts for interpreter recruitment and with technological solutions that will improve court user access to more qualified interpreters in more languages.

¹ Interpreter data for the Superior Court of Los Angeles County is, in part, based on linear regression analysis that estimates the number of interpretations based upon the number of filings for each case type. This analysis has not yet been completed for FY 2018–19 because official filing numbers for this year have not yet been finalized. Therefore, the numbers used to analyze whether services had contracted in unlimited civil and other civil cases did not include any of the Los Angeles court’s data whatsoever.

Civil Priority 8: Small Claims (Q16); Unlimited Civil (Q17); Other Civil (Q18)



LAI staff will continue to monitor the number of unlimited and other civil cases for which language services are rendered in the event that these numbers start to decrease. Interpreter data will also be evaluated in the context of unlimited and other civil filings for FY 2018–19 once case filings data has been finalized later this year. If filings for these case types have decreased or remained steady for FY 2018–19, an increase in the number of interpreted cases would suggest no contraction in services. However, if new case filings have increased far beyond the proportional increase of 42% seen in the interpreter data, it would lend credence to the idea that services for these case types had indeed been cut back.

The volume of a particular case type can vary greatly from one court to another, making it difficult to assess each court’s overall level of interpreter coverage of the previously nonmandated case types. For this reason, Question 19, the last question regarding civil expansion, asked respondents to estimate their court’s level of interpreter coverage across all civil case types. Per the responses, the average level of interpreter coverage across all courts for all previously nonmandated cases is 93%. A summary of the coverage estimates by priority level is shown below.

Civil Priority	Estimated Coverage (as of June 2019)
Priority 1: Domestic violence	99%
Priority 1: Civil harassment where fees are waived (Code Civ. Proc., § 527.6(y))	99%
Priority 1: Elder abuse (physical abuse or neglect)	99%
Priority 2: Unlawful detainer	96%
Priority 3: Termination of parental rights	98%
Priority 4: Conservatorship	98%
Priority 4: Guardianship	97%
Priority 5: Sole legal or physical custody, visitation	96%
Priority 6: Other elder abuse	98%
Priority 6: Other civil harassment	95%
Priority 7: Other family law	93%
Priority 8: Small claims	91%
Priority 8: Unlimited civil	86%
Priority 8: Other civil actions or proceedings	86%

Languages in Which Interpreters Are Routinely Provided in Civil Cases (Q20)

Q20: Please indicate the languages in which certified and registered interpreters are routinely provided in civil cases.

Per the data reported by the courts via the Court Interpreter Data Collection System, the top 10 most interpreted languages for FY 2018–19 were Spanish, Vietnamese, Mandarin, American Sign Language, Cantonese, Arabic, Punjabi, Russian, Tagalog, and Korean.

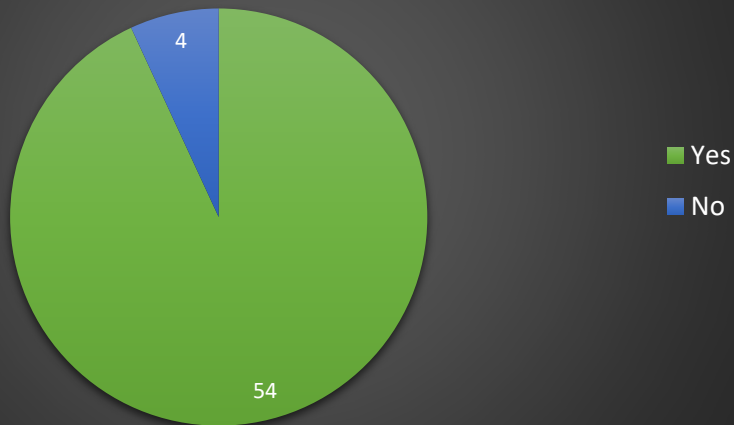
Civil Matters with Fee Waivers (Q21–Q22)

Evidence Code section 756 not only expanded interpreter services and provided a hierarchy of cases, it also detailed some specific policies aimed at ensuring language access services for indigent parties. The code section clearly states that for civil priority levels 3 through 8, cases in which a fee waiver has been granted should be given priority should resources be constrained.

Q21: Is your court able to provide interpreters for civil matters in which a fee waiver has been granted?

Questions 21 and 22 asked respondents if they adhere to this portion of the civil expansion policy and for which languages they routinely provide interpreters if a fee waiver has been granted. As shown below, 54 of 58 courts (93%) confirmed that they are able to provide interpreters in civil matters with fee waivers in accordance with the policy. This number varies only slightly from the results of the previous survey where 56 of 58 courts confirmed that they are able to provide interpreters in civil cases where a fee waiver has been granted.

Provision of Interpreters for Civil Matters with Fee Waiver



Question 22 asked respondents about which languages are routinely interpreted in civil matters with a fee waiver. The languages listed did not vary from the group of most commonly interpreted languages across all case types shown above for Question 20. The next section of the report discusses the composition of languages that are most often requested in California courtrooms.

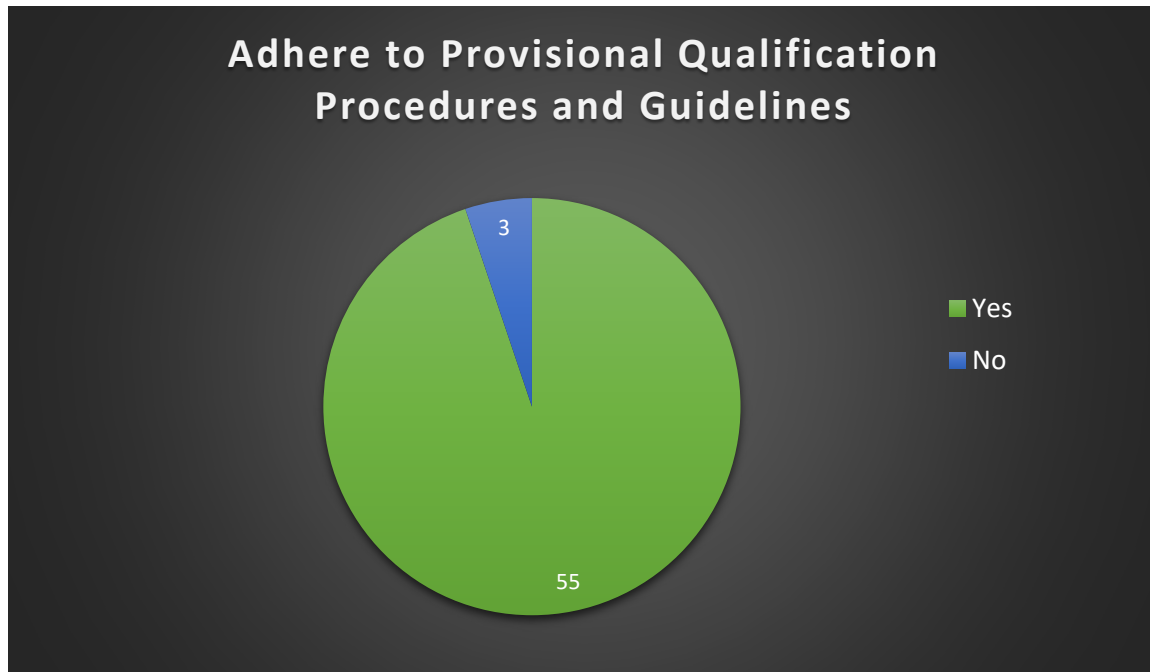
Challenges, Changes, and Interpreter Needs (Q23–Q29)

The remainder of the questions in the annual survey deal with a wide range of issues from provisional qualification procedures to which languages courts commonly have a shortage of court interpreters. Responses to these types of questions help guide the direction of policy efforts within the Judicial Council, including interpreter recruitment efforts, to ensure the greatest access to language and interpreter services possible.

A common theme emerges among the responses to this next group of questions. That theme is a shortage of certified or registered interpreters in the languages requested by court users who are limited English proficient (LEP). This has been perhaps the biggest obstacle to the expansion of interpreter services since the adoption of the Language Access Plan. Rule 2.893 of the California Rules of Court attempts to alleviate this shortage by detailing the procedures for provisional qualification of noncertified or nonregistered interpreters. The rule also provides for the use of temporary interpreters, but both temporary and provisionally qualified interpreters are only used if a certified or registered interpreter cannot be obtained.

Q23: Does your court follow the provisional qualification procedures and guidelines as outlined in form INT-100-INFO to appoint noncertified or nonregistered interpreters?

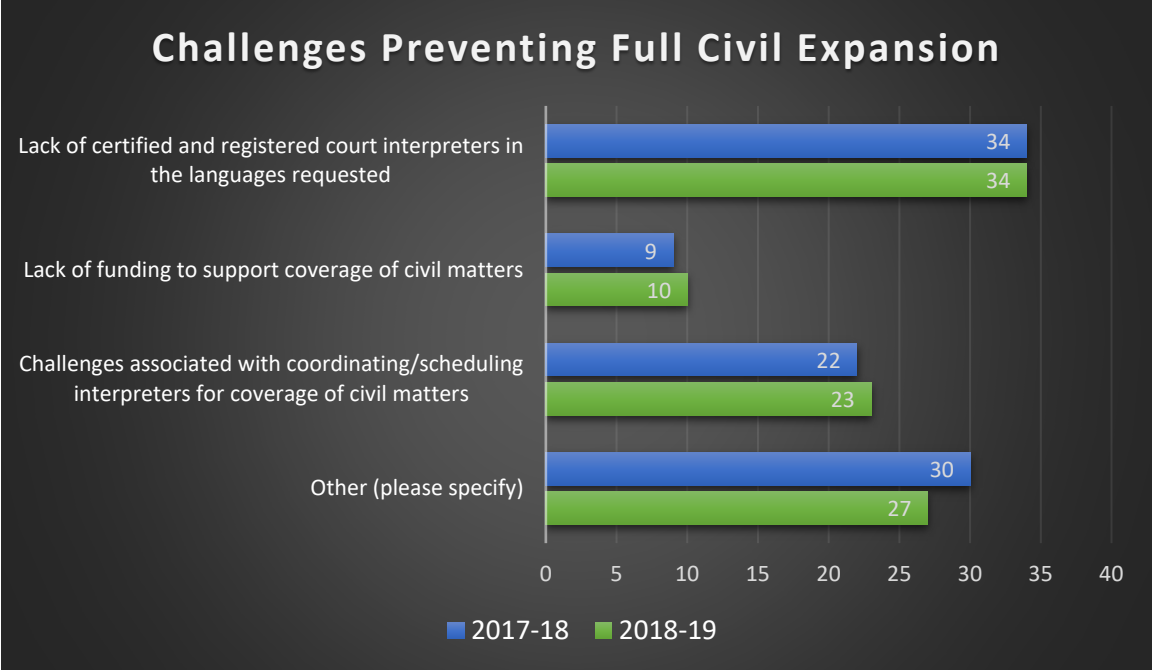
Fifty-five of 58 responding courts (95%) indicated that they do indeed adhere to the provisional qualification guidelines. This is comparable to the number of courts complying with provisional qualification procedures from the previous survey, which was 56 of 58 courts. If a court indicated that they do not abide by these procedures, Question 24 inquired as to what procedures they do use and offered an open-ended text response field so respondents could elaborate. None of the responses provided suggested a provisional qualification procedure that deviates from rule 2.893 in any significant way. Therefore, there is no response necessary for Question 24 to publish in this report.



Q25: Please indicate the challenges that prevent your court from providing free interpreter services for civil proceedings (check all that apply).

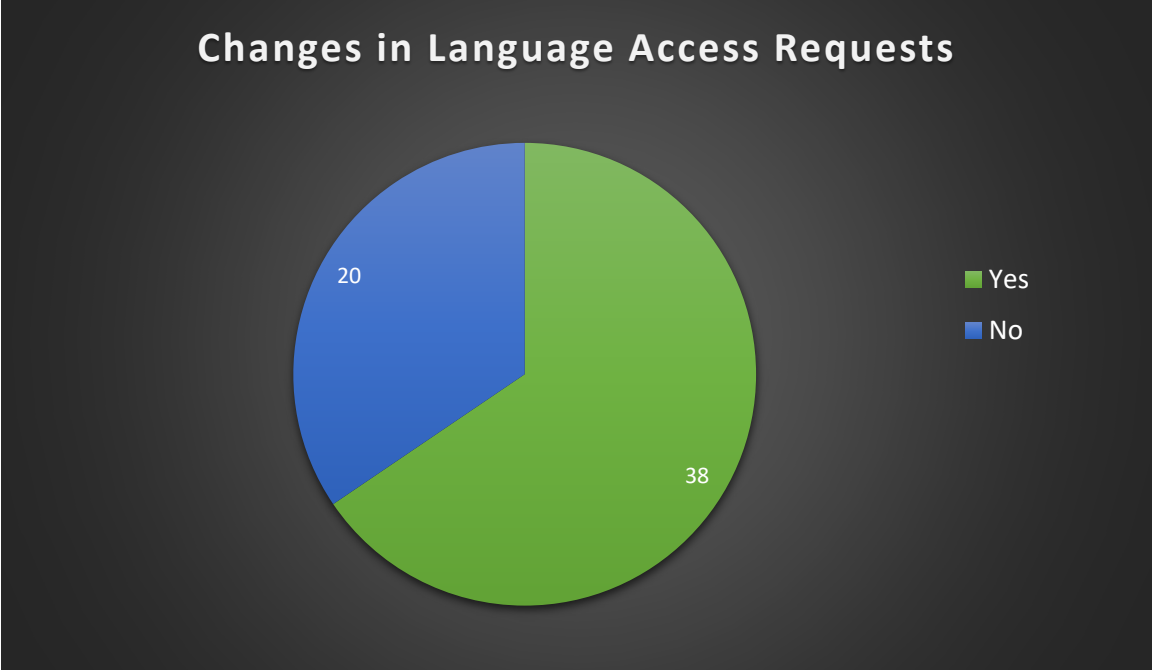
Question 25 inquired as to the challenges that prevented full civil expansion. As mentioned previously, a lack of certified or registered interpreters is the greatest obstacle courts face in providing free interpreters to all LEP court users who walk through their doors. Answers to question 25 are displayed in the horizontal bar chart below alongside the results from the same question from the previous survey. These answers confirm that a shortage of certified/registered interpreters continues to be the most pressing challenge to achieving full civil expansion.

The respondents who chose "Other" were provided an open-ended text field with which to elaborate. Most of the text responses described challenges that were tangential to the issues of scheduling complexities and a shortage of qualified interpreters. These responses touched upon things such as difficulty in finding an interpreter for a particular dialect, not being able to provide interpreters on short notice, and difficulty finding interpreters willing to travel long distances to rural counties.



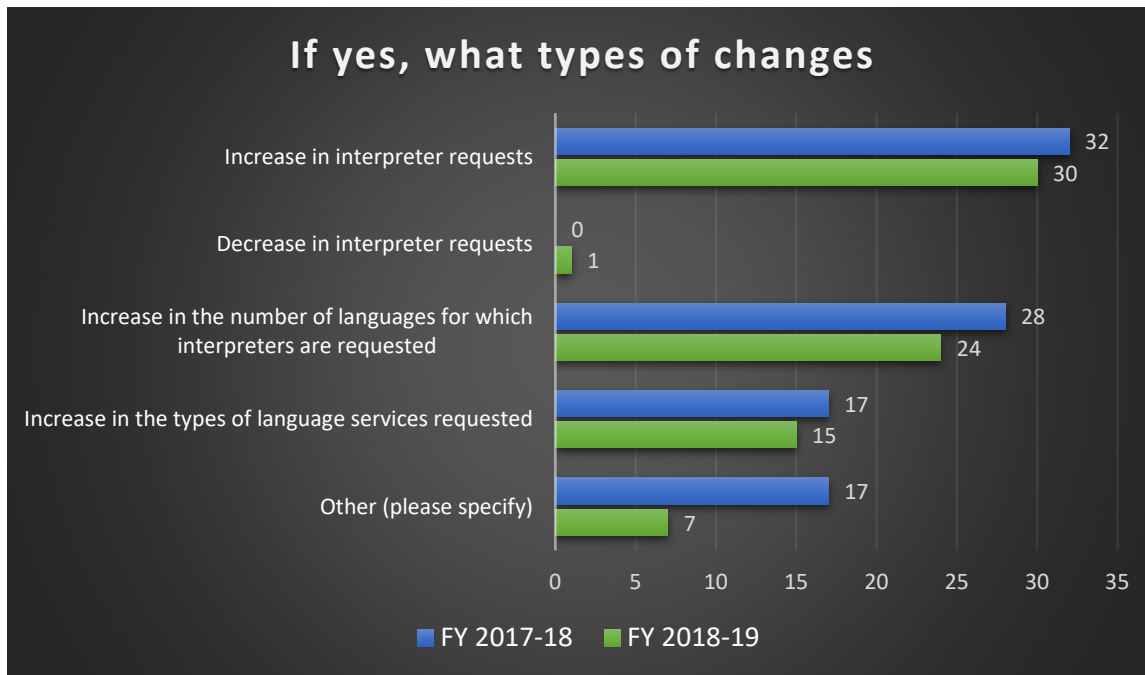
Q26: Has your court experienced a change in language access requests over the last 12 months?

Almost two-thirds of respondents (38 courts) affirmed that their court had experienced a change in language access requests over the last 12 months.



Q27: If yes, please indicate what type of changes.

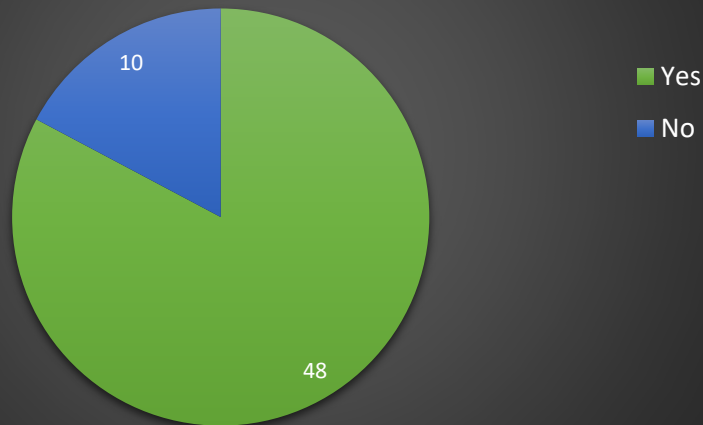
Of those 38 courts, 30 indicated that their court had experienced an increase in the number of interpreter requests, and 24 indicated an increase in the number of languages requested (see chart below). Responses to this same question had a similar distribution last year with 32 respondents choosing “Increase in interpreter requests,” 28 choosing “Increase in the number of languages for which interpreters are requested,” 17 choosing “Increase in the types of language services requested,” and 17 choosing the “Other” category.



Q28: Is your court able to routinely provide certified or registered interpreters in your court’s top five languages?

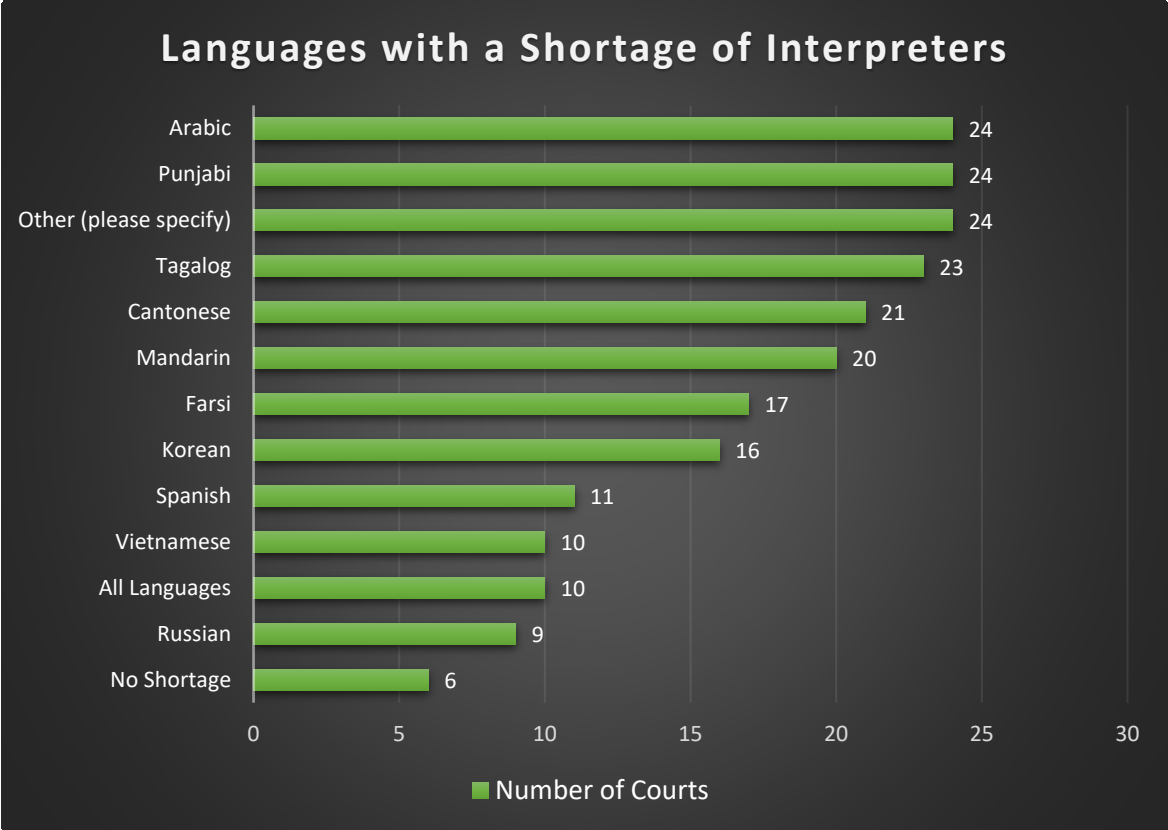
Forty-eight respondents affirmed that their court was able to routinely provide interpreters in their top five languages, up slightly from 46 the year before. Additionally, respondents were asked to identify the languages for which their court has a shortage of qualified interpreters.

Able to Provide Interpreters in Top Languages



Q29: Please Indicate the languages for which you have a shortage of certified or registered interpreters.

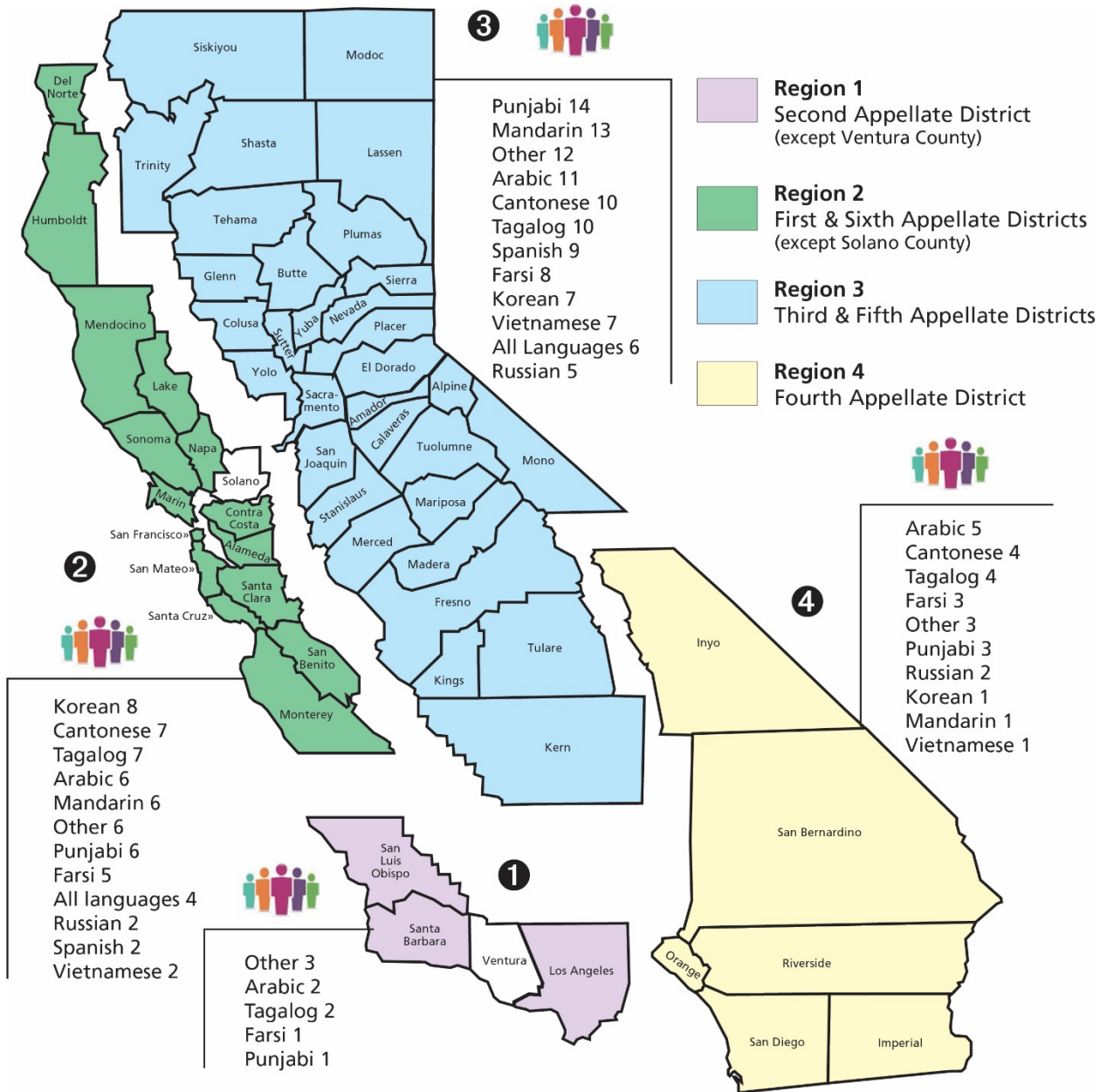
As detailed in the bar chart below, Arabic and Punjabi were the two languages courts most regularly experienced a shortage of interpreters for, with each being identified by 24 courts. Close behind was Tagalog with 23 courts identifying this language, with Cantonese and Mandarin following behind with 21 and 20 courts respectively. These responses bear similarity to those of last year, when Punjabi, Arabic, and Tagalog were the top three languages for which courts experienced a shortage of interpreters.



The survey identified the top languages for which recruitment of new certified or registered interpreters is needed from the four court interpreter bargaining regions (see Figure 2 below).

Efforts are underway for the Judicial Council to develop a more robust statewide recruitment initiative to increase the pool of qualified interpreters and bilingual staff, and to assist near-passers of the bilingual interpreting exam.

Figure 2: Court Interpreter Bargaining Regions



Note: The graphic shows the number of courts, by region, that indicated they need more interpreters in the languages shown.

Funding Needs, Additional Services, and Data Collection (Q30–Q35)

Each year, respondents are asked to estimate the amount of additional funding their court would need to achieve full expansion of interpreter services or other language access services in their court.

Full expansion would mean providing services such as:

- Interpreters in all courtroom proceedings in accordance with Evidence Code section 756;
- Interpreters in court-ordered, court-operated programs (mediation, mandatory settlement conference, etc.); and
- Provision of other miscellaneous language services such as translation, multilingual signage, or equipment specific to courtroom interpretation.

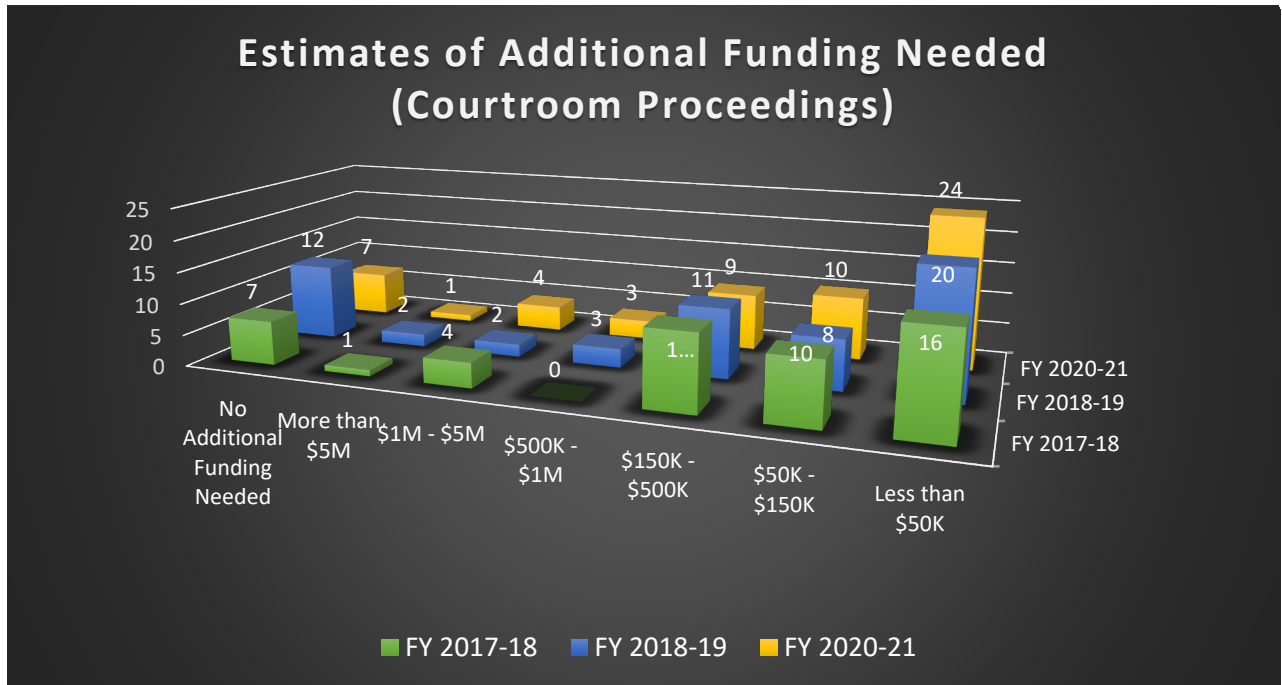
To better understand the different financial challenges to full expansion or other language access services in each court, questions regarding estimates of additional funding were separated to address each of these three specific areas. These questions have been included on the last three consecutive surveys to track the perceived financial needs of each court as they pertain to language access. The three-dimensional bar charts below document the responses to these questions from the last three surveys, which asked respondents to project their language access financial needs for the following fiscal year (FY 2020–21). Because the most recent survey was held until June 2019 to align the annual survey with the branch fiscal year cycle, the charts below do not reflect information for FY 2019–20.

Q30: Please provide your best estimate of additional resources or funding your court will need for FY 2020–21 for the full expansion of interpreter services for courtroom proceedings in accordance with Evidence Code section 756.

Discernable trends for courtroom interpreter funding needs are apparent from the chart below. For example, relatively the same number of courts have indicated over the past few surveys that they need additional amounts of funding for full expansion of interpreter services in the same ranges provided (from no funding needed to more than \$5 million). The most apparent difference highlighted in the chart below is that more courts have indicated they need less than \$50,000 for full expansion. (The number of courts in this category has jumped from 16 to 24.) However, observations of the Court Interpreter Fund in recent years provide hard evidence of the increasing cost of providing interpreters in California courts.

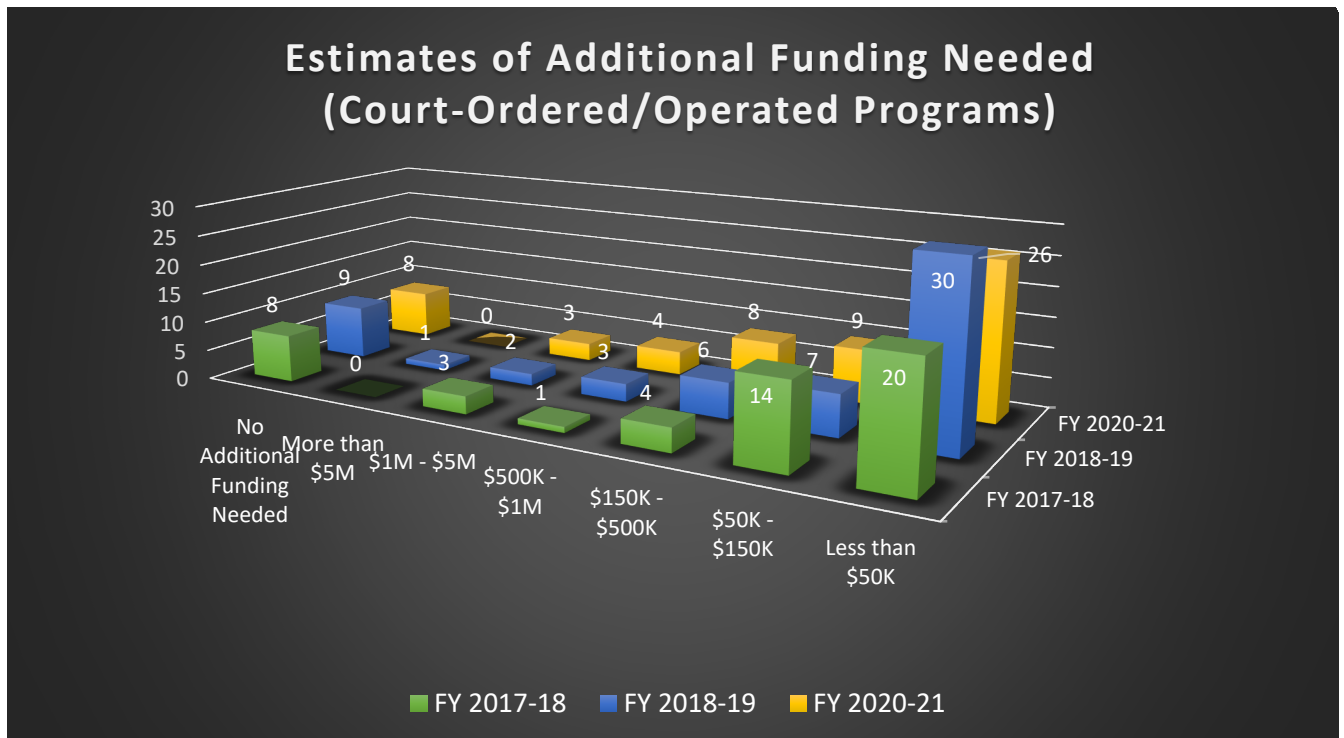
Through the Budget Change Proposal process, the annual appropriation for the Court Interpreter Fund, which reimburses courts for court interpreter expenditures, has increased from \$96M in FY 2015–16 to \$120.7M in FY 2019–20, an average annual increase of almost \$5M. Despite Judicial Council efforts to augment the interpreter fund, in recent years, the state appropriation has fallen short in providing the courts with enough funding for full reimbursement of their reported, allowable court interpreter expenditures. The expansion of

interpreter services for civil matters and increased costs in mandated cases have led to shortfalls that require ongoing resources.



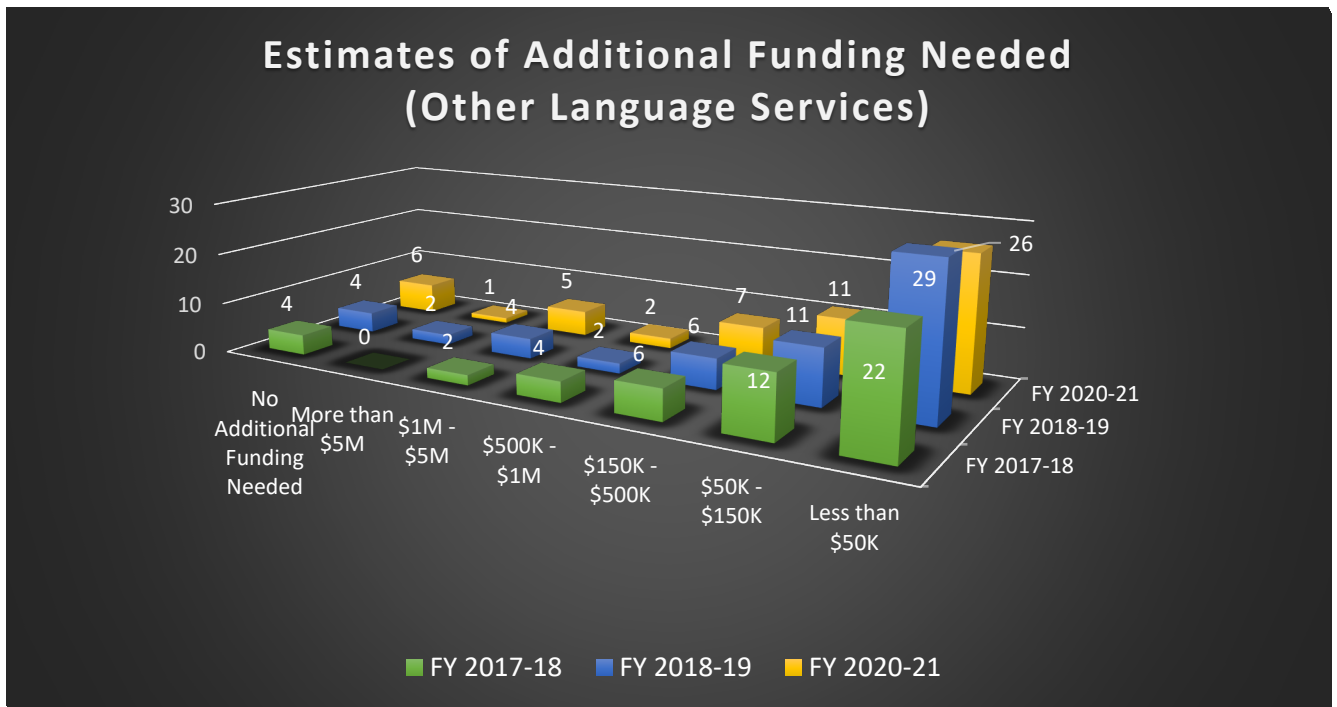
Q31: Please provide your best estimate of additional resources or funding your court will need for FY 2020–21 for interpreters in all court-ordered, court-operated programs (mediation, mandatory settlement conferences, etc.).

For court-ordered, court-operated programs (court services provided outside the courtroom), funding needs have remained relatively static, as shown in the chart below. However, more courts have indicated that they need funding in the \$500K to \$1M range (an increase from 1 to 4 courts); the \$150K to \$500K range (an increase from 4 to 8 courts); and less than \$50,000 (an increase from 20 to 26 courts). The range that had a decrease was the \$50K to \$150K range (which went from 14 courts to 9 courts), most likely because more courts have indicated that they need less than \$50,000 for this category.



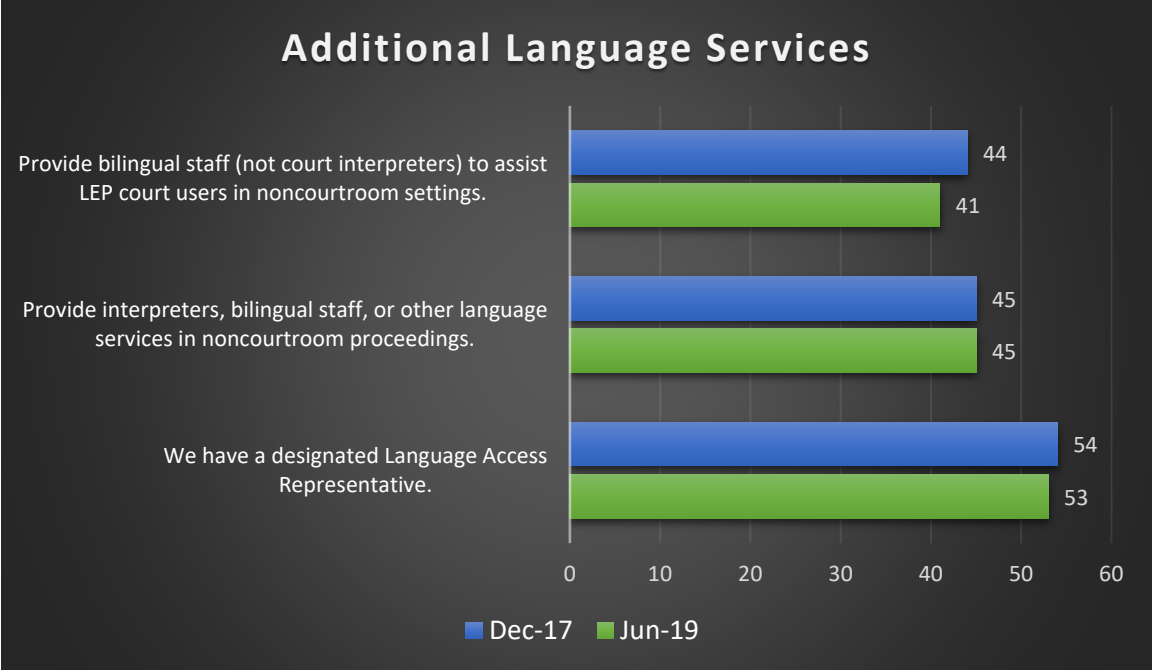
Q32: Please provide your best estimate of additional resources or funding your court will need for FY 2020–21 for other language services (including translations, interpreter or language service coordination, multilingual signage, or language access–related equipment).

Once again, we can see that the court’s responses to this third question regarding additional funding have changed only slightly from year to year. The most notable fluctuation in these responses is that more courts are of the opinion they need less than \$50,000 of additional funding for “Other Language Services,” going from 22 courts in FY 2017–18 to 26 courts in FY 2020–21. The rest of the responses remained relatively steady except that more courts feel they need \$1M–\$5M (an increase from 2 to 5), and less courts feel they need additional funding in the range of \$500k–\$1M (a decrease from 4 to 2).



Q33: Please select all the items or services your court provides for Language Access Services.

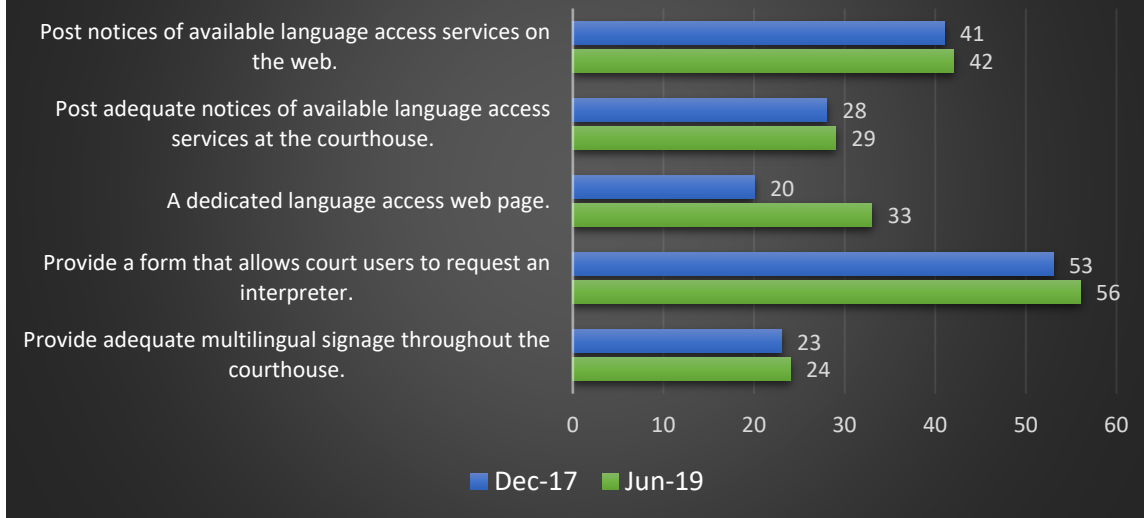
Questions 33 through 35 document the other miscellaneous language access services provided by the courts. While the core service of language access is the provision of qualified interpreters in courtroom proceedings, LEP court users have a myriad of other language assistance needs. Services such as translation of documents and webpages, providing interpreters in noncourtroom environments (such as the self-help center), and even items as simple as multilingual signage, all play a role in providing meaningful access to justice for those Californians who do not speak English well. The horizontal bar charts below document the number of courts that provide each of the listed items. Question 34 asks about information services specifically, while question 35 focuses on each court’s efforts towards data collection and tracking. Each of the charts contains the responses from the previous annual survey for comparison purposes.



Q34: Please select all the items or services your court provides with regard to Language Access Information and Tools.

In comparing the responses from this most recent survey to those from the prior survey, it appears that more courts are offering the types of services oriented towards providing important information to those court users who may need language services. The number of courts providing the types of items listed in question 34 has increased, even if only incrementally.

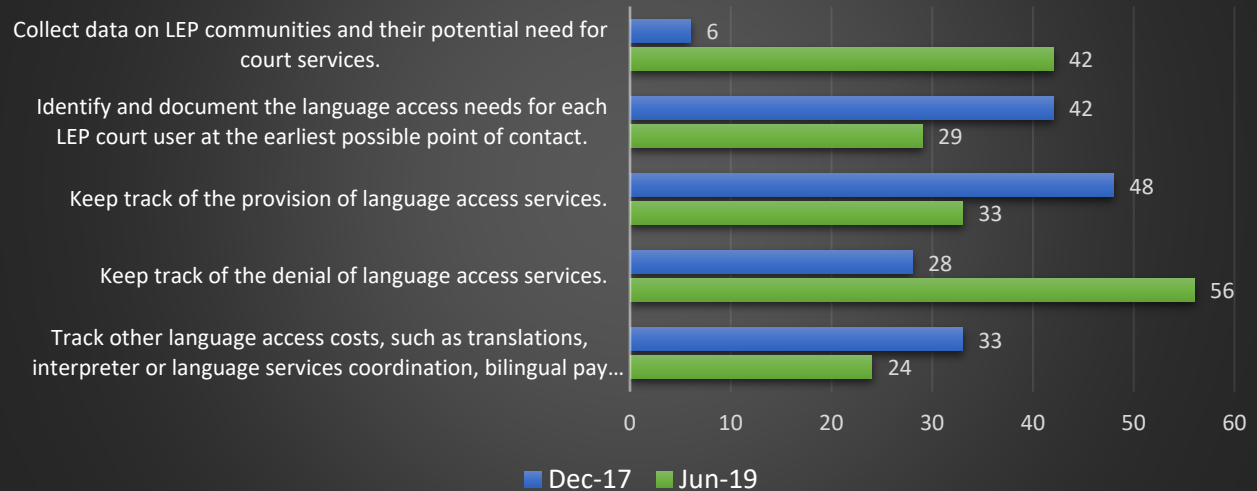
Additional Language Services: Information and Tools



Q35: Please select all the items or services your court provides with regard to Language Access Data Collection and Tracking.

Unfortunately, responses indicated that some courts have pulled back in the area of data collection and tracking. As of June 2019, fewer courts are identifying the needs of LEP court users early on, recording other miscellaneous language access costs, and keeping track of the language services they provide. These responses are somewhat in conflict with other data reporting of court interpreter services. For example, 57 of 58 courts have consistently reported data associated with completed interpreter assignments via CIDCS (or other means) for at least the last few years, calling into question some of the responses to items in question 35. As stated previously, the responses from this survey represent self-reported evaluations of the level of service in each court, and respondents may have interpreted the question differently than the prior year. However, ongoing data collection and tracking of requests are important tools to help improve language access efforts, and Judicial Council staff will work closely with the Language Access Representatives to ensure that these data functions are still active in courts.

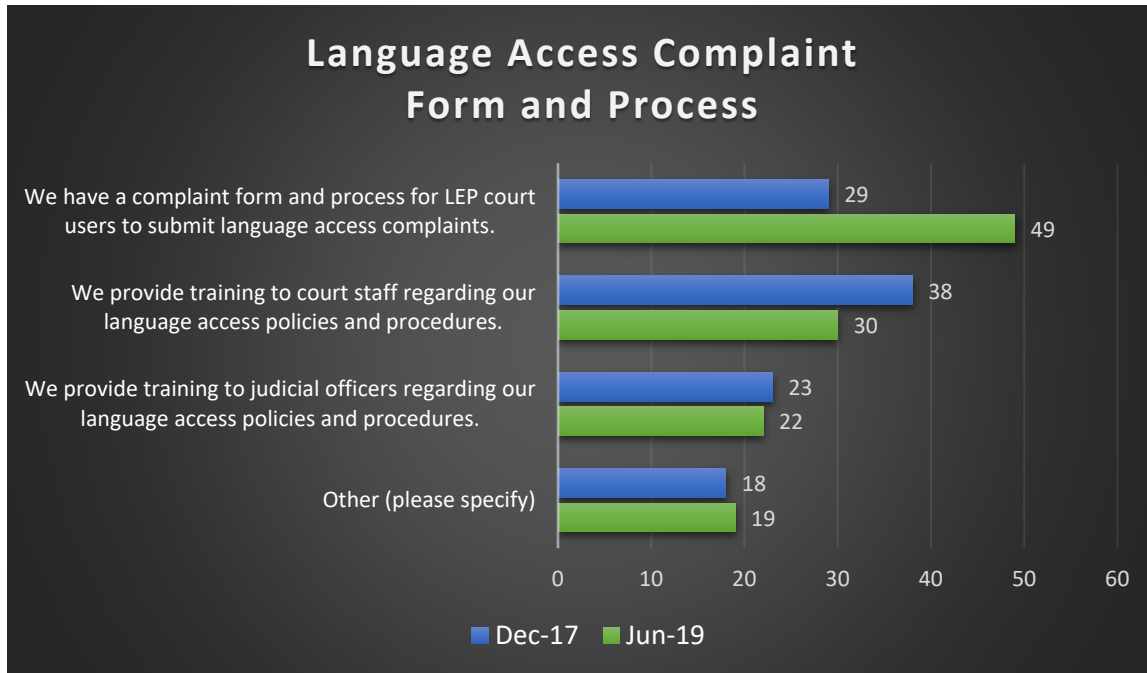
Additional Language Services: Data Collection and Tracking



Complaint Process (Q36–Q40)

In 2018, rule 2.851 of the California Rules of Court established the requirement that each court make available a language access complaint form. The complaint process offers LEP court users or their advocates recourse if they are dissatisfied with the interpreter or other language access services they receive (or don't receive) from the court. Questions 37 through 40 document the ways in which the interpreter complaint process has been implemented in the courts, as well as the number and type of complaints that have been filed. Court staff last reported the number and type of complaints for their respective courts as of December 2017. Therefore, this most recent survey asks courts to report the number and type of complaints for the period of the last 18 months (January 2018 through June 2019). As indicated by the responses below, the courts have made significant progress in this area since the rule went into effect. As of June 2019, 49 courts have made a complaint form available and adopted a procedure for responding to complaints once they are filed.

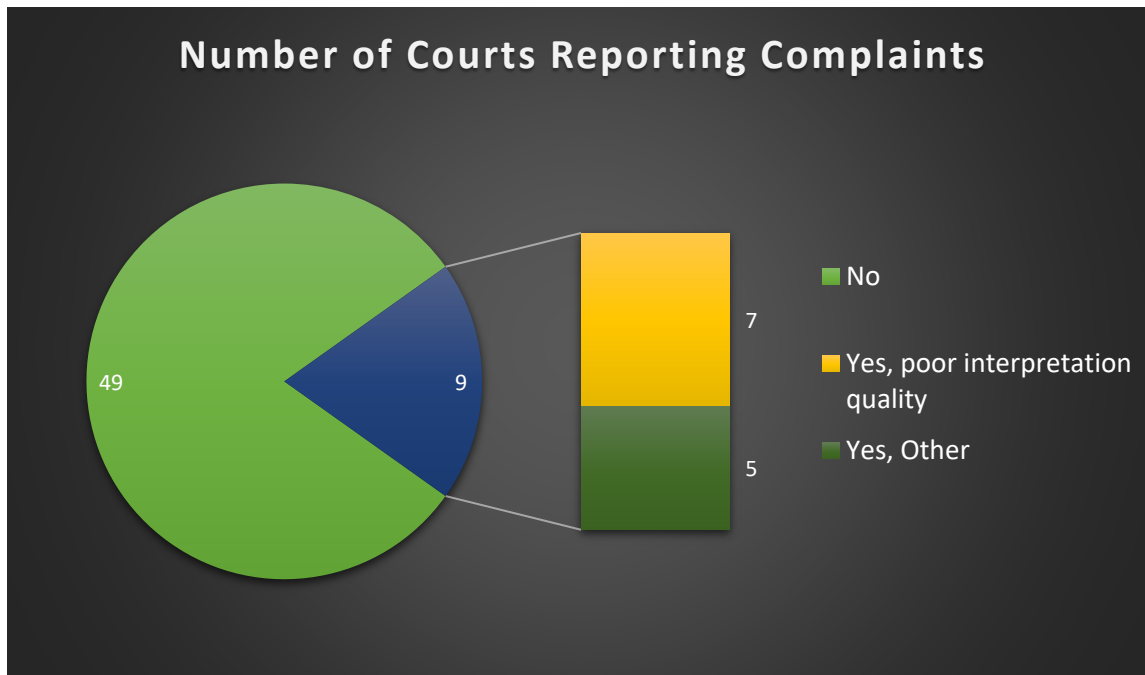
Q36: Please select all the items or services your court provides with regard to Language Access Complaint Processes.



Q37: Has your court received any language access complaints in the last 18 months (January 1, 2018–June 30, 2019)?

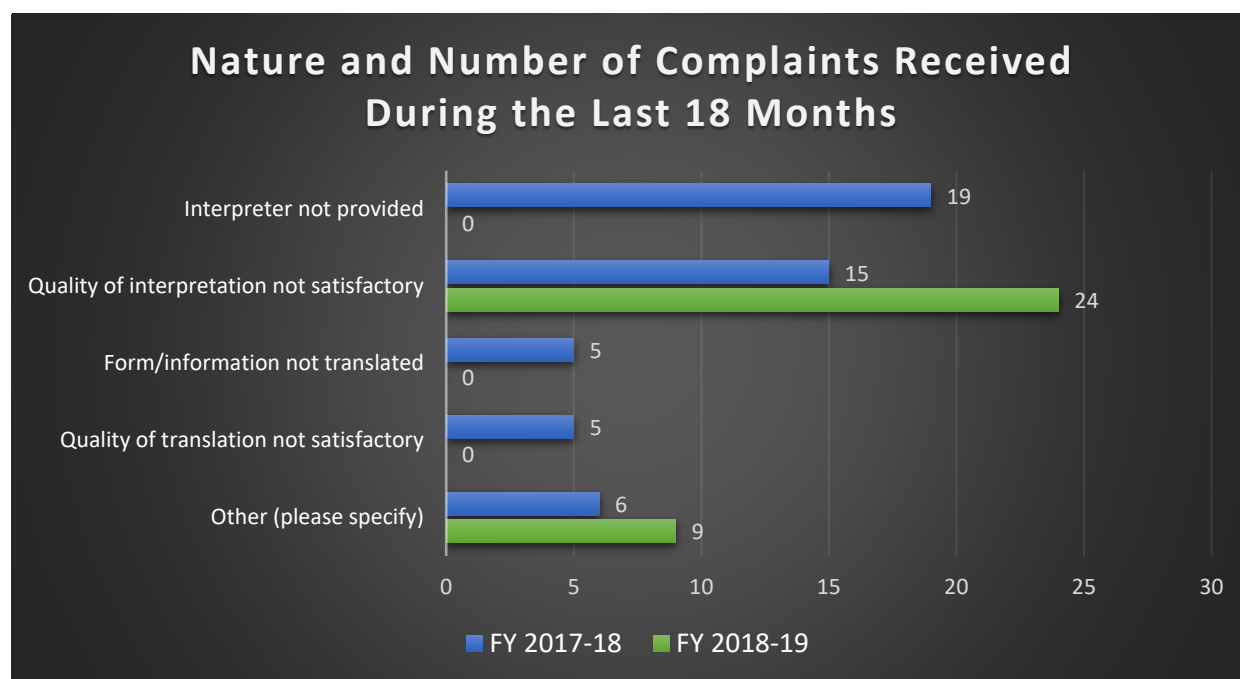
Q38: If yes, please identify the reasons for the complaints. (Select all that apply.)

The charts below display the responses to questions 37 and 38. Forty-nine (49) of 58 courts indicated that they did not receive a complaint. Nine (9) of 58 courts reported that they had received at least one complaint within the previous 18-month period. Of those nine courts, seven had received a complaint regarding the quality of interpretation and five received complaints categorized as “Other.” Those respondents who indicated complaints in the “Other” category were provided with an open-ended text field to specify the nature of those complaints. These text responses indicated that courts dealt with issues such as suspicions of interpreter bias, a lack of professional behavior, or suspicions that the interpreter was not interpreting everything being said in the proceedings.



Q39: Please indicate the total number of complaints received for the following areas within the last 18 months.

While question 38 recorded the number of courts that had received a complaint of one nature or another, question 39 asked those courts to provide the exact number and nature of those complaints. Courts indicated that there was a total of 33 complaints for the 18-month period covered by the survey, 24 of which dealt with the quality of the interpretation being unsatisfactory.



The last question (Q40) regarding language access complaints inquired as to the status of those complaints referenced in the previous questions. Responses to this question indicated that all but one of the complaints mentioned above were resolved within 60 days of receipt.

Ranking of Items to Be Developed by Judicial Council (Q41–Q42)

Finally, respondents were asked to rank various tools, services, or programs in order of importance that they would like to see further developed by the Judicial Council. The table below contains each of the items included in the question, ranked in order of the most important to the least. Not surprisingly, statewide recruitment efforts of interpreters was the number one ranked item, followed by “remote interpreting technology or equipment” and “centralized translation of documents.” The ranking of items from this year’s survey is almost exactly the same as it was the last time the language access survey was administered to the courts. This further confirms that the most significant obstacle the courts face in providing language services is a lack of available interpreters, the need for remote solutions, and the need for a centralized repository of translation resources.

Q41: Please rank, in order of importance and need, the areas in which your court would like additional tools, services, and/or programs developed and provided by the Judicial Council. (Please rank on a scale of 1–13, with “1” being most important.)

Ranking	Additional Tools, Services and/or Programs You Would Like Developed by the Judicial Council	Number of Courts
1	Statewide recruitment efforts: additional court interpreters	56
2	Remote interpreting technology or equipment	55
3	Centralized translation of documents	55
4	Multilingual signage to be used throughout the courthouse	54
5	Software or tools to assist with court interpreter calendaring/scheduling	53
6	Tools for early identification of LEP court users	53
7	Language access–related training	52
8	Tracking tools for data collection and cost reporting	52
9	Additional resources included in the toolkit	53
10	Other 1 (please specify)	11
11	Statewide recruitment efforts: bilingual staff	52
12	Other 2 (please specify)	11
13	Other 3 (please specify)	9
	<i>Answered question</i>	57 courts
	<i>Skipped question</i>	1 courts

As with many other questions in the survey, there was an “Other” option that provided an open-ended text field for response. Some of the “Other” responses referenced things such as programs aimed at increasing the passage rate of the bilingual interpreting exams for interpreter certification in the state’s top non-English languages, additional funding specifically for more interpreter coordinators, funding for bilingual pay, and tools to promote better coordination with justice partners to identify language needs in advance.

The final question in the survey gave respondents an opportunity to express any additional comments or suggestions related to language access services. These responses will be included in the appendix of this report along with all the “Other” open-ended text responses from other questions in the survey.

Conclusion

Courts have made tremendous progress in the area of providing interpreters in previously nonmandated case types. This is evidenced not only by the responses to this year’s annual survey, but also by analyzing those responses in the context of how far courts have come over the last five years. Court estimates of interpreter coverage in the civil case types, as well as in nonmandated cases generally, are higher than they have ever been since the adoption of the Language Access Plan. More courts have established a language access complaint process, provide a language services–specific page on their websites, and track the denial of any requests for language services than ever have before. Nonetheless, language access in the California courts can improve, most notably, in the recruitment of new court interpreters to the profession.

As stated in the report, the most common impediment to a court’s ability to provide an interpreter is the lack of qualified and available interpreters. The Judicial Council and the Court Interpreters Program are implementing new online recruitment strategies to help bolster the ranks of California court interpreters and offer specialized education assistance to interpreters attempting to become certified or registered California court interpreters. Only by encouraging and empowering would-be court interpreters can the state judicial branch alleviate the shortage of qualified interpreters that the courts experience so often.

LEP court users will continue to need a wide array of language services to have meaningful participation in the justice system. The ways in which courts provide outreach and support to those in their community who are in need of language services remain dynamic and ever changing. Providing qualified interpreters in courtroom proceedings at no charge to the litigant will always be the core service of language access. However, as highlighted in the report, many courts would like the Judicial Council to develop other tools for assisting in the delivery of language services such as remote interpreting capability and a central repository for translated documents. Nonetheless, courts continue to expand services in other areas where court users greatly need assistance such as with form translation, interpreter services in self-help centers, and court forms and information translated into an ever-increasing number of languages.

Providing comprehensive language access services remains a high priority for the California court system. California Chief Justice Tani G. Cantil-Sakauye has provided a framework of Access 3D to provide for full and meaningful access to justice for all Californians, including LEP court users, by meeting all three components of access to our courts: physical, remote, and equal access. Language access touches all three components of Access 3D. By continually documenting the level and types of services provided within the courts, the annual language access survey enables the Judicial Council to better understand where the branch language access services apparatus is strong, and where it needs improvement, to best serve California's approximately 7 million LEP residents and potential court users.

Contact

This report was prepared by Matthew Clark, Analyst, Language Access Implementation Unit, Language Access Services Program, Center for Families, Children & the Courts, Judicial Council of California.

Language Access: www.courts.ca.gov/languageaccess.htm.

Please contact LAP@jud.ca.gov for any questions or suggestions.

Appendix to *Court Language Access Survey Report*

1. Funding for translation of forms and documents, including Letters Rogatory, is on our court's wish list. Per the staff interpreter's MOU, we are not permitted to ask them to assist with written translations, so we've had to hire outside, nonlocal interpreters to assist with this function.
2. Obtaining certified or registered interpreters has become increasingly difficult. If all the courts across the state of California were required to pay the same full-day rate and same half-day rate, securing interpreter services would be far more doable. We have found that other counties are willing to pay the federal rate and even higher in order to obtain interpreter(s) in their court. An additional resource we use is Language Select. This option is used in the clerk's office, and at times in the courtroom when there is not an interpreter available to contract with. Litigants, regardless if they have a fee waiver, will be provided the INT-300 form in order to have an interpreter for their next court appearance(s).
3. Ability to use quality, provisionally qualified interpreters who are locally compliant in their training in lieu of hiring outside of 100-mile radius of location of the court for judicial economy.
4. In order to help regulate interpreter cost, Daily Rates and Payment Policies for Contractors should be updated.
5. Central tracking of INT-110s would be helpful.
6. It would be helpful to establish standard rates for other-than-Spanish (OTS) languages. It makes it difficult to keep costs down when rates vary depending on the language. Certified interpreters charge higher rates and many times refuse to work for the court for anything less than federal rates and travel, mileage, and parking reimbursement. We are experiencing a gap in cross-assignment procedures. Often, the courts do not receive requests for cross-assignments timely. We also do not receive notice that interpreters are released to work cross-assignments. To meet the needs of the court, we must hire independent contract interpreters.
7. To clarify Family Law access, family law cases that require an interpreter are scheduled on specific afternoons of the week when interpreters are more readily available. Interpreters (all languages) are provided on those specific afternoons.
8. The JCC should be auditing expenses and costs associated with Independent Contractors and cross-assignments. There should be a cap on fees and expenses.
9. Our court struggles with finding indigenous languages. It would be nice to have a centralized repository of these interpreters that could benefit courts statewide and recruitment efforts for these unique languages.
10. It is critical that we address the costs associated with OTS independent contractors. Due to our size and volume of requests and the nature of the cases, the court needs additional funding for this area. The increase in rates statewide for IC needs to be addressed. Additionally, something needs to be done about the shortage/availability of ASL interpreters. With the low pass rates for language tests, and time between testing and certification, the state should look to expand resources to assist with gaining certified/registered interpreters.
11. Inclusion on the Master List of Certified and Registered Interpreters should include a background screening; centralization of provisional qualification records would be helpful.
12. Time needed for the coordination of language access services is growing more than I had anticipated. Civil courts, especially family courts, are seeing a much wider range of language requests than before

civil expansion, when the party was given the burden of bringing an interpreter. In addition, international families are bringing languages into court which may have never been seen in criminal courts. Case management systems, in general, are woefully poor at electronically information Interpreting Services of interpreting needs, changes and cancelations of requests, etc. Interpreter Coordinators are often still not invited to meetings when courts move to newer CMSs, or their needs are considered not worth the extra cost necessary to build into a CMS. The result is a court which is handling more cases digitally being served by an outdated Interpreting Services system. Family court services, with its wide range of language needs, must grow hand in hand with language access in mind. And the final phase of the LAP, that of making court-ordered programs all accessible, requires a great deal of time to build, usually case by case. Coordinators could benefit from training specific to their needs, solutions different courts are finding, and stronger ways to share resources and approaches they have found with one another.

13. As mentioned above, the biggest issues are resources and what they charge. Since we are a small court and contract for all interpreter services, we often have to pay hotel and high travel costs and mileage costs in order to procure an interpreter, even in common languages such as Spanish, given the limited resources. We are unable to hire an employee, because our need is sporadic. For small courts, it would be great to have a regional VRI process that could be used when needed. This would save the state significant dollars, while utilizing efficiently the limited resources that are available.
14. Our county doesn't have a shortage of interpreters, willing to accept work; however, we are challenged to meet needs by the competing courts who pay higher federal rates. We currently pay the rate established by the Judicial Council over 10 years ago. This rate should be considered for an increase due to the increase in minimum wage and other cost of living factors.
15. Early identification is crucial; 95% of the time we are unaware of the need for an interpreter until the parties appear in court, regardless of the case type. OTS cases are continued for a day or two until an interpreter can be engaged. In an arraignment situation, video interpreting would help immeasurably.
16. We have not had interpreter requests in all of the civil case types but would be able to provide interpreters if requested.
17. Being a rural small court, if the rules were not so strict, we could easily confirm interpreters for future hearings right in the courtroom. Right now, we have to always go through the regional coordinator before finding coverage where we risk losing the interpreter because it takes too long to hear back from our regional coordinator.
18. Resources and solutions that courts have in common should be centralized on a statewide level.
19. A statewide database modeled after San Bernardino's.
20. We are a small rural county with a population under 1,200 people. Requests for language interpreters are infrequent; therefore, it is difficult to complete this survey to accurately reflect this court's compliance with requirements. There are no certified court interpreters on staff and none living in this county.
21. Being in the northwestern-most county in California, we are more remote than many interpreters are willing to travel. Remote interpreting technology would be a phenomenal addition to our court.

The Judicial Council's Language Access Services Unit is requesting information that will determine the current service level regarding the provision of court interpreters in all civil matters and other language access services in the 58 superior courts, as of June 30, 2019.

No answers will be attributed to an individual court. Instead, this information will be reported in aggregate form to the Judicial Council and the public to show ongoing progress being made by the courts and to support additional funding requests. Information provided will also help the Judicial Council to target and provide technical assistance to courts. We will provide a summary report with data and the status of civil expansion to all 58 courts.

This survey will take approximately 20-30 minutes to complete online. It may be helpful to review the PDF attachment of the questions to formulate answers prior to completing the online version of this survey. Questions that ask about services being provided by "Certified" or "Registered" interpreters are aimed at measuring the availability of certified and registered interpreters and not the overall level of coverage. If you have any questions regarding the survey, please contact Matthew Clark at matthew.clark@jud.ca.gov. Thank you for taking the time to complete the survey.

Court Information

1. Court Identifier (Please use the unique 3 letter, 3 digit identifier used to submit previous surveys. If your court has not submitted a survey previously or if you are unable to access the identifier previously used, please create a unique 3 letter, 3 digit identifier for this survey. For example, ABC123 [please do not use the example shown]):

* 2. What is the size of your court?

Small (2-5 judges)

Medium (16-47 judges)

Small - Medium (6-15 judges)

Large (48 judges or more)

* 3. Court region:

Region 1

Region 3

Region 2

Region 4

Civil Expansion

* 4. Please indicate the civil case types for which your court provides free interpreter services using certified and registered court interpreters (check all that apply):

Note: On the next screen, you will be asked to estimate percentage of interpreter coverage for each civil case type that your court provides interpreters for.


- | | |
|--|---|
| <input type="checkbox"/> Priority 1: Domestic violence | <input type="checkbox"/> Priority 5: Actions by a parent to obtain sole legal and physical custody of a child or visitation (fee waiver has preference) |
| <input type="checkbox"/> Priority 1: Elder/Dependent adult abuse with physical abuse/neglect | <input type="checkbox"/> Priority 6: Elder/Dependent adult abuse not involving physical abuse/neglect (fee waiver has preference) |
| <input type="checkbox"/> Priority 1: Civil harassment in which no fee is required to file under CCP527.6(y) (formerly CCP527.6(x)) | <input type="checkbox"/> Priority 6: Other civil harassment under CCP527.6 (fee waiver has preference) |
| <input type="checkbox"/> Priority 2: Unlawful detainers | <input type="checkbox"/> Priority 7: All other family law cases not involving domestic violence, custody, or visitation (fee waiver has preference) |
| <input type="checkbox"/> Priority 3: Termination of parental rights (fee waiver has preference) | <input type="checkbox"/> Priority 8: Small claims (fee waiver has preference) |
| <input type="checkbox"/> Priority 4: Guardianship (fee waiver has preference) | <input type="checkbox"/> Priority 8: Unlimited civil (fee waiver has preference) |
| <input type="checkbox"/> Priority 4: Conservatorship (fee waiver has preference) | <input type="checkbox"/> Priority 8: Other civil (fee waiver has preference) |

Civil Expansion, Priority 1

*** 5. Priority 1: Domestic Violence**

Please estimate your courts level of interpreter coverage in this case type. If your court was able to provide interpretation services in all domestic violence cases where they were requested, then your level of coverage would be 100%. If your court has not yet expanded into this case type, your level of coverage would be 0%.


0% 50% 100%



*** 6. Priority 1: Elder/Dependent Adult Abuse (Physical Abuse)**

Please estimate your courts level of interpreter coverage in this case type. If your court was able to provide interpretation services in all elder/dependent adult abuse cases where they were requested, then your level of coverage would be 100%. If your court has not yet expanded into this case type, your level of coverage would be 0%.


0% 50% 100%



*** 7. Priority 1: Civil Harassment Under CCP 527.6(y)**

Please estimate your courts level of interpreter coverage in this case type. If your court was able to provide interpretation services in all civil harassment cases under CCP 527.6(y), where they were requested, then your level of coverage would be 100%. If your court has not yet expanded into this case type, your level of coverage would be 0%.

0% 50% 100%




Civil Expansion. Priority 2-4

*** 8. Priority 2: Unlawful Detainers**

Please estimate your courts level of interpreter coverage in this case type. If your court was able to provide interpretation services in all unlawful detainer cases where they were requested, then your level of coverage would be 100%. If your court has not yet expanded into this case type, your level of coverage would be 0%.


0% 50% 100%



*** 9. Priority 3: Termination of Parental Rights**

Please estimate your courts level of interpreter coverage into this case type. If your court was able to provide interpretation services in all cases regarding termination of parental rights where they were requested, then your level of coverage would be 100%. If your court has not yet expanded into this case type, your level of coverage would be 0%.


0% 50% 100%



*** 10. Priority 4: Guardianship**

Please estimate your courts level of interpreter coverage into this case type. If your court was able to provide interpretation services in all guardianship cases where they were requested, then your level of coverage would be 100%. If your court has not yet expanded into this case type, your level of coverage would be 0%.


0% 50% 100%



*** 11. Priority 4: Conservatorship**

Please estimate your courts level of interpreter coverage in this case type. If your court was able to provide interpretation services in all conservatorship cases where they were requested, then your level of coverage would be 100%. If your court has not yet expanded into this case type, your level of coverage would be 0%.

0% 50% 100%



Civil Expansion, Priority 5-7

*** 12. Priority 5: Cases involving actions by a parent to obtain sole legal and physical custody of a child or visitation rights**

Please estimate your courts level of interpreter coverage in this case type. If your court was able to provide interpretation services in all cases involving actions by a parent to obtain sole legal and physical custody of a child or visitation rights where they were requested, then your level of coverage would be 100%. If your court has not yet expanded into this case type, your level of coverage would be 0%.

0% 50% 100%

*** 13. Priority 6: Elder/Dependent Adult Abuse (NOT involving physical abuse)**

Please estimate your courts level of interpreter coverage in this case type. If your court was able to provide interpretation services in all cases involving elder/dependent adult abuse (not involving physical abuse) where they were requested, then your level of coverage would be 100%. If your court has not yet expanded into this case type, your level of coverage would be 0%.

0% 50% 100%

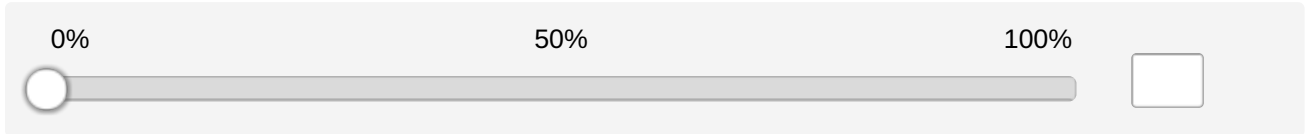
*** 14. Priority 6: Other Civil Harassment Under CCP 527.6**

Please estimate your courts level of interpreter coverage in this case type. If your court was able to provide interpretation services in all other civil harassment cases (as defined under CCP527.6) where they were requested, then your level of coverage would be 100%. If your court has not yet expanded into this case type, your level of coverage would be 0%.

0% 50% 100%

*** 15. Priority 7: All Other Family Law Cases (NOT Involving Domestic Violence)**

Please estimate your courts level of coverage in this case type. If your court was able to provide interpretation services in all other family law cases (not involving domestic violence) where they were requested, then your level of coverage would be 100%. If your court has not yet expanded into this case type, your level of coverage would be 0%.




A horizontal slider control is displayed on a light gray background. The slider has three labels: "0%" at the left end, "50%" in the middle, and "100%" at the right end. A circular knob is positioned at the 0% mark. To the right of the slider is a small, empty square input box.

Civil Expansion, Priority 8

*** 16. Priority 8: Small Claims**

Please estimate your courts level of interpreter coverage in this case type. If your court was able to provide interpretation services in all small claims cases where they were requested, then your level of coverage would be 100%. If your court has not yet expanded into this case type, your level of coverage would be 0%.


0% 50% 100%



*** 17. Priority 8: Unlimited Civil**

Please estimate your courts level of interpreter coverage in this case type. If your court was able to provide interpretation services in all unlimited civil cases where they were requested, then your level of coverage would be 100%. If your court has not yet expanded into this case type, your level of coverage would be 0%.


0% 50% 100%



*** 18. Priority 8: Other Civil**


Please estimate your courts level of interpreter coverage in this case type. If your court was able to provide interpretation services in all other civil cases where they were requested, then your level of coverage would be 100%. If your court has not yet expanded into this case type, your level of coverage would be 0%.

0% 50% 100%



Overall Civil Coverage

19. Please estimate your courts level of interpreter coverage across **ALL CIVIL** case types. If your court was able to provide interpretation services in all civil cases where they were requested, then your level of coverage would be 100%.



* 20. Please indicate the languages in which certified and registered interpreters are routinely provided in civil cases.

- | | |
|---|------------------------------------|
| <input type="checkbox"/> All languages | <input type="checkbox"/> Cantonese |
| <input type="checkbox"/> Spanish | <input type="checkbox"/> Russian |
| <input type="checkbox"/> Vietnamese | <input type="checkbox"/> Tagalog |
| <input type="checkbox"/> Korean | <input type="checkbox"/> Arabic |
| <input type="checkbox"/> Mandarin | <input type="checkbox"/> Punjabi |
| <input type="checkbox"/> Farsi | |
| <input type="checkbox"/> Other (please specify) | |

* 21. Is your court able to provide interpreters for civil matters in which a fee waiver has been granted?

Yes

No

* 22. If yes, please select the languages in which certified and registered interpreters are routinely provided if a fee waiver has been granted:

- | | |
|---|------------------------------------|
| <input type="checkbox"/> All languages | <input type="checkbox"/> Cantonese |
| <input type="checkbox"/> Spanish | <input type="checkbox"/> Russian |
| <input type="checkbox"/> Vietnamese | <input type="checkbox"/> Tagalog |
| <input type="checkbox"/> Korean | <input type="checkbox"/> Arabic |
| <input type="checkbox"/> Mandarin | <input type="checkbox"/> Punjabi |
| <input type="checkbox"/> Farsi | |
| <input type="checkbox"/> Other (please specify) | |

* 23. Does your court follow the provisional qualification procedures and guidelines as outlined in Form INT-100-INFO to appoint non-certified or non-registered interpreters?

Yes

No

24. If no, please describe what process your court follows regarding provisional qualification:

* 25. Please indicate the challenges that prevent your court from providing free interpreter services for civil proceedings (check all that apply):

Lack of certified and registered court interpreters in the languages requested

Challenges associated with coordinating/scheduling interpreters for coverage of civil matters

Lack of funding to support coverage of civil matters

Other (please specify)

* 26. Has your court experienced a change in language access requests over the last **twelve months** (e.g., increase or decrease in interpreter requests; significant change in languages for which interpreters are requested; change in types of language services requested, such as more or fewer requests for translation, bilingual staffing help, telephone interpretation, etc.)?

Yes

No

* 27. If yes, please select all that apply:

- Increase in interpreter requests
- Decrease in interpreter requests
- Increase in the number of languages for which interpreters are requested
- Other (please specify)
- Decrease in the number of languages for which interpreters are requested
- Increase in the types of language services requested

* 28. Is your court able to routinely provide certified or registered interpreters in your court's top five languages?

- Yes
- No

* 29. Please indicate the languages for which you have a **shortage** of certified or registered interpreters.

- | | |
|---|--------------------------------------|
| <input type="checkbox"/> All languages | <input type="checkbox"/> Cantonese |
| <input type="checkbox"/> Spanish | <input type="checkbox"/> Russian |
| <input type="checkbox"/> Vietnamese | <input type="checkbox"/> Punjabi |
| <input type="checkbox"/> Korean | <input type="checkbox"/> Arabic |
| <input type="checkbox"/> Mandarin | <input type="checkbox"/> Tagalog |
| <input type="checkbox"/> Farsi | <input type="checkbox"/> No shortage |
| <input type="checkbox"/> Other (please specify) | |

* 30. Please provide your best estimate of **additional** resources or funding your court will need for **FY 2020–2021** for the full expansion of interpreter services for courtroom proceedings in accordance with Evidence Code § 756:

- | | |
|---|---|
| <input type="radio"/> Less than \$50,000 | <input type="radio"/> \$1 million–\$5 million |
| <input type="radio"/> \$50,000–\$150,000 | <input type="radio"/> More than \$5 million |
| <input type="radio"/> \$150,000–\$500,000 | <input type="radio"/> Do not need more funding or resources |
| <input type="radio"/> \$500,000–\$1 million | |

* 31. Please provide your best estimate of **additional** resources or funding your court will need for **FY 2020–2021** for interpreters in all court-ordered, court-operated programs (other than courtroom proceedings, such as for mediation or mandatory settlement conferences, etc.):

- | | |
|---|---|
| <input type="radio"/> Less than \$50,000 | <input type="radio"/> \$1 million–\$5 million |
| <input type="radio"/> \$50,000–\$150,000 | <input type="radio"/> More than \$5 million |
| <input type="radio"/> \$150,000–\$500,000 | <input type="radio"/> Do not need more funding or resources |
| <input type="radio"/> \$500,000–\$1 million | |

* 32. Please provide your best estimate of **additional** resources or funding your court will need for **FY 2020–2021** for other language access expenses (including translations, interpreter or language service coordination, multilingual signage, or language access-related equipment or technology):

- | | |
|---|---|
| <input type="radio"/> Less than \$50,000 | <input type="radio"/> \$1 million–\$5 million |
| <input type="radio"/> \$50,000–\$150,000 | <input type="radio"/> More than \$5 million |
| <input type="radio"/> \$150,000–\$500,000 | <input type="radio"/> Do not need more funding or resources |
| <input type="radio"/> \$500,000–\$1 million | |

* 33. Please select all the items or services your court provides for **Language Access Services**:

- | | |
|--|---|
| <input type="checkbox"/> We have a designated Language Access Representative. | <input type="checkbox"/> We provide bilingual staff (not court interpreters) to assist LEP court users in non-courtroom settings (e.g., the clerk's office). If marked, please specify in what languages bilingual staff are provided in the box below: |
| <input type="checkbox"/> We provide interpreters, bilingual staff, or other language services in non-courtroom proceedings (e.g., mandatory mediation, required orientation). If marked, please specify in what languages these identified services are provided in the box below: | |

Please specify what languages:

* 34. Please select all the items or services your court provides with regard to **Language Access Information and Tools**:

- | | |
|--|--|
| <input type="checkbox"/> Our court posts notices of available language access services on the web. | <input type="checkbox"/> We have a form that allows court users to request an interpreter (or we use the Judicial Council's INT-300 for this purpose). |
| <input type="checkbox"/> Our court posts adequate notices of available language access services at the courthouse in accordance with the " Wayfinding and Signage Strategies for Language Access in the California Courts ." | <input type="checkbox"/> We provide adequate multilingual signage throughout the courthouse to assist LEP court users in accordance with the " Wayfinding and Signage Strategies for Language Access in the California Courts ." |
| <input type="checkbox"/> We have a dedicated language access web page. | |

* 35. Please select all the items or services your court provides with regard to **Language Access Data Collection and Tracking**:

- | | |
|---|---|
| <input type="checkbox"/> We collect data on LEP communities and their potential need for court services in order to anticipate the numbers and languages of likely LEP court users. | <input type="checkbox"/> We keep track of the denial of language access services. |
| <input type="checkbox"/> We identify and document the language access needs for each LEP court user, including parties, witnesses, or other persons with a significant interest, at the earliest possible point of contact with the LEP person. | <input type="checkbox"/> In addition to court interpreter expenses, we also keep track of our other language access costs, such as translations, interpreter or language services coordination, bilingual pay differential for staff, and multilingual signage or technologies. |
| <input type="checkbox"/> We keep track of the provision of language access services. | |

36. Please select all the items or services your court provides with regard to **Language Access Complaint Processes, Training, and Other:**

- We have a complaint form and process for LEP court users to submit language access complaints.
- We provide training to court staff regarding our language access policies and procedures.
- We provide training to judicial officers regarding our language access policies and procedures.
- Other: Our court has made the following progress or implemented other language access services or support (e.g., signage, community outreach), as follows:

* 37. Effective January 1, 2018, California Rules of Court, Rule 2.851 requires each court to make available a language access services complaint form and establish a process to respond to complaints. Has your court received any language access complaints in the last **eighteen months (01/01/2018 - 06/30/2019)**?

- Yes
- No

* 38. If yes, please identify the reasons for the complaints (select all that apply):

- Interpreter not provided
- Form/information not translated
- Quality of interpretation not satisfactory
- Quality of translation not satisfactory
- Other not listed above (please specify)



* 39. Please indicate the total number of complaints received for the following areas within the last eighteen months. If no complaints have been received, please put "0."


Interpreter not provided	<input type="text"/>
Quality of interpretation not satisfactory	<input type="text"/>
Form/information not translated	<input type="text"/>
Quality of translation not satisfactory	<input type="text"/>
Other	<input type="text"/>

* 40. For complaints received, please describe the status of the dispositions reported above (please answer all that apply):



Number of complaints reported above resolved within 30 days of receipt	<input type="text"/>
Number of complaints reported above resolved within 60 days of receipt	<input type="text"/>
Number of complaints reported above resolved within MORE than 60 days of receipt	<input type="text"/>
Number of Complaints reported above still pending	<input type="text"/>



41. Please rank, in order of importance and need, the areas in which your court would like additional tools, services, and/or programs developed and provided by the Judicial Council. (Please rank on a scale of 1-13, with "1" being most important.)




Tools for early identification of LEP court users




Tracking tools for data/cost reporting



Additional resources included in the Judicial Council Language Access Toolkit





Software or tools to assist with court interpreter calendaring/scheduling





Remote interpreting technology or equipment



Language access-related training



Multilingual signage to be used throughout the courthouse



Centralized translation of documents



Statewide recruitment efforts: additional bilingual staff



Statewide recruitment efforts: additional court interpreters



Other 1 (please specify below)



Other 2 (please specify below)



Other 3 (please specify below)

42. Please specify your "Other" options from the question above, if applicable:

Other 1

Other 2

Other 3

43. Please provide any additional comments or suggestions your court has with regard to language access services:

If you would like to share with the Judicial Council any recent language access initiatives or resource materials developed by your court, please separately send the information to Matthew Clark at matthew.clark@jud.ca.gov.

**Demographic Data Provided by Justices and Judges
Relative to Gender, Race/Ethnicity, and Gender Identity/Sexual Orientation
(Gov. Code, § 12011.5(n))
As of December 31, 2019¹**

Gender

Court	Female		Male		Total Respondents	
	N	%	N	%	N	%
Supreme Court	3	42.9%	4	57.1%	7	100.0%
Court of Appeal	41	40.2%	61	59.8%	102	100.0%
Trial Court	604	37.2%	1,019	62.8%	1,623	100.0%
Total	648	37.4%	1,084	62.6%	1,732	100.0%

Race/Ethnicity²

Court	American Indian or Alaska Native Only		Asian Only		Black or African American Only		Hispanic or Latino Only		Pacific Islander Only		White Only		Some Other Race Only ³		More Than One Race		Information Not Provided ⁴		Total Respondents	
	N	%	N	%	N	%	N	%	N	%	N	%	N	%	N	%	N	%	N	%
Supreme Court	0	0.0%	2	28.6%	1	14.3%	1	14.3%	0	0.0%	2	28.6%	0	0.0%	1	14.3%	0	0.0%	7	100.0%
Court of Appeal	0	0.0%	6	5.9%	9	8.8%	6	5.9%	0	0.0%	75	73.5%	2	2.0%	4	3.9%	0	0.0%	102	100.0%
Trial Court	8	0.5%	129	7.9%	124	7.6%	181	11.2%	5	0.3%	1,059	65.2%	16	1.0%	67	4.1%	34	2.1%	1,623	100.0%
Total	8	0.5%	137	7.9%	134	7.7%	188	10.9%	5	0.3%	1,136	65.6%	18	1.0%	72	4.2%	34	2.0%	1,732	100.0%

1. The tabled data reflect responses from justices and judges that were active and serving on the bench as of December 31, 2019. The tables do not include demographic information for justices that were appointed but not yet confirmed, nor for judges that were appointed but had not yet taken their oaths of office as of December 31, 2019.

2. The race and ethnicity category descriptions were adapted from definitions used by the U.S. Census Bureau in Census 2000. The same category descriptions were used by the U.S. Census Bureau in Census 2010. See page 21 for descriptions of race and ethnicity categories.

3. "Some other race only" includes respondents who indicated they do not consider themselves to be any of the six identified race and ethnicity categories. To provide the most accurate data, the "some other race only" category includes only those respondents who identified some other race or ethnicity that did not clearly fall within one or more of the six identified categories.

4. "Information not provided" includes non-responses by active justices and judges participating in the survey that did not respond to a given survey question, as well as a smaller group of active justices and judges that have not responded to the survey more generally.

**Demographic Data Provided by Justices and Judges
Relative to Gender, Race/Ethnicity, and Gender Identity/Sexual Orientation
(Gov. Code, § 12011.5(n))
As of December 31, 2019¹**

Gender Identity/Sexual Orientation

Court	Heterosexual		Lesbian		Gay		Bisexual		Transgender		Information Not Provided ²		Total Respondents ³	
	N	%	N	%	N	%	N	%	N	%	N	%	N	%
Supreme Court	7	100.0%	0	0.0%	0	0.0%	0	0.0%	0	0.0%	0	0.0%	7	100.0%
Court of Appeal	80	78.4%	2	2.0%	1	1.0%	0	0.0%	0	0.0%	19	18.6%	102	100.0%
Trial Court	1,157	71.3%	24	1.5%	32	2.0%	2	0.1%	1	0.1%	407	25.1%	1,623	100.0%
Total	1,244	71.8%	26	1.5%	33	1.9%	2	0.1%	1	0.1%	426	24.6%	1,732	100.0%

1. The tabled data reflect responses from justices and judges that were active and serving on the bench as of December 31, 2019. The tables do not include demographic information for justices that were appointed but not yet confirmed, nor for judges that were appointed but had not yet taken their oaths of office as of December 31, 2019.

2. "Information not provided" includes non-responses by active justices and judges participating in the survey that did not respond to a given survey question, as well as a smaller group of active justices and judges that have not responded to the survey more generally.

3. Since the selection of more than one response alternative is possible for the question pertaining to gender identity/sexual orientation, total responses to this question may be greater than the sum of justices and judges responding to the survey in a given year.

**Demographic Data Provided by Justices and Judges
Relative to Gender
(Gov. Code, § 12011.5(n))
As of December 31, 2019¹**

Court	Female		Male		Total Respondents	
	N	%	N	%	N	%
Supreme Court	3	42.9%	4	57.1%	7	100.0%
Court of Appeal	41	40.2%	61	59.8%	102	100.0%
First District	9	45.0%	11	55.0%	20	100.0%
Second District	14	46.7%	16	53.3%	30	100.0%
Third District	3	27.3%	8	72.7%	11	100.0%
Fourth District	10	40.0%	15	60.0%	25	100.0%
Fifth District	1	11.1%	8	88.9%	9	100.0%
Sixth District	4	57.1%	3	42.9%	7	100.0%
Trial Court	604	37.2%	1,019	62.8%	1,623	100.0%
Alameda	25	35.2%	46	64.8%	71	100.0%
Alpine	0	0.0%	2	100.0%	2	100.0%
Amador	1	50.0%	1	50.0%	2	100.0%
Butte	6	54.5%	5	45.5%	11	100.0%
Calaveras	0	0.0%	2	100.0%	2	100.0%
Colusa	1	50.0%	1	50.0%	2	100.0%
Contra Costa	21	56.8%	16	43.2%	37	100.0%
Del Norte	0	0.0%	2	100.0%	2	100.0%
El Dorado	4	50.0%	4	50.0%	8	100.0%
Fresno	16	41.0%	23	59.0%	39	100.0%

**Demographic Data Provided by Justices and Judges
Relative to Gender
(Gov. Code, § 12011.5(n))
As of December 31, 2019¹**

Court	Female		Male		Total Respondents	
	N	%	N	%	N	%
Trial Court						
Glen	1	50.0%	1	50.0%	2	100.0%
Humboldt	2	33.3%	4	66.7%	6	100.0%
Imperial	2	20.0%	8	80.0%	10	100.0%
Inyo	0	0.0%	2	100.0%	2	100.0%
Kern	8	25.8%	23	74.2%	31	100.0%
Kings	4	57.1%	3	42.9%	7	100.0%
Lake	1	25.0%	3	75.0%	4	100.0%
Lassen	0	0.0%	2	100.0%	2	100.0%
Los Angeles	188	38.8%	296	61.2%	484	100.0%
Madera	1	16.7%	5	83.3%	6	100.0%
Marin	6	46.2%	7	53.8%	13	100.0%
Mariposa	0	0.0%	2	100.0%	2	100.0%
Mendocino	5	71.4%	2	28.6%	7	100.0%
Merced	3	30.0%	7	70.0%	10	100.0%
Modoc	0	0.0%	2	100.0%	2	100.0%
Mono	0	0.0%	2	100.0%	2	100.0%
Monterey	9	50.0%	9	50.0%	18	100.0%
Napa	4	57.1%	3	42.9%	7	100.0%
Nevada	2	33.3%	4	66.7%	6	100.0%
Orange	37	31.4%	81	68.6%	118	100.0%
Placer	2	20.0%	8	80.0%	10	100.0%
Plumas	1	50.0%	1	50.0%	2	100.0%
Riverside	18	30.0%	42	70.0%	60	100.0%
Sacramento	19	31.7%	41	68.3%	60	100.0%
San Benito	0	0.0%	2	100.0%	2	100.0%

**Demographic Data Provided by Justices and Judges
Relative to Gender
(Gov. Code, § 12011.5(n))
As of December 31, 2019¹**

Court	Female		Male		Total Respondents	
	N	%	N	%	N	%
Trial Court						
San Bernardino	19	26.8%	52	73.2%	71	100.0%
San Diego	54	40.3%	80	59.7%	134	100.0%
San Francisco	20	40.8%	29	59.2%	49	100.0%
San Joaquin	8	30.8%	18	69.2%	26	100.0%
San Luis Obispo	7	58.3%	5	41.7%	12	100.0%
San Mateo	10	41.7%	14	58.3%	24	100.0%
Santa Barbara	7	31.8%	15	68.2%	22	100.0%
Santa Clara	35	47.9%	38	52.1%	73	100.0%
Santa Cruz	5	41.7%	7	58.3%	12	100.0%
Shasta	4	40.0%	6	60.0%	10	100.0%
Sierra	1	50.0%	1	50.0%	2	100.0%
Siskiyou	2	50.0%	2	50.0%	4	100.0%
Solano	8	40.0%	12	60.0%	20	100.0%
Sonoma	7	36.8%	12	63.2%	19	100.0%
Stanislaus	8	40.0%	12	60.0%	20	100.0%
Sutter	2	40.0%	3	60.0%	5	100.0%
Tehama	1	25.0%	3	75.0%	4	100.0%
Trinity	0	0.0%	1	100.0%	1	100.0%
Tulare	7	35.0%	13	65.0%	20	100.0%
Tuolumne	1	33.3%	2	66.7%	3	100.0%
Ventura	6	21.4%	22	78.6%	28	100.0%
Yolo	2	20.0%	8	80.0%	10	100.0%
Yuba	3	60.0%	2	40.0%	5	100.0%

1. The tabled data reflect responses from justices and judges that were active and serving on the bench as of December 31, 2019. The tables do not include demographic information for justices that were appointed but not yet confirmed, nor for judges that were appointed but had not yet taken their oaths of office as of December 31, 2019.

**Demographic Data Provided by Justices and Judges
Relative to Race/Ethnicity
(Gov. Code, § 12011.5(n))
As of December 31, 2019¹**

Race/Ethnicity ² Court	American Indian or Alaska Native Only		Asian Only		Black or African American Only		Hispanic or Latino Only		Pacific Islander Only		White Only		Some Other Race Only ³		More Than One Race		Information Not Provided ⁴		Total Respondents	
	N	%	N	%	N	%	N	%	N	%	N	%	N	%	N	%	N	%	N	%
Supreme Court	0	0.0%	2	28.6%	1	14.3%	1	14.3%	0	0.0%	2	28.6%	0	0.0%	1	14.3%	0	0.0%	7	100.0%
Court of Appeal	0	0.0%	6	5.9%	9	8.8%	6	5.9%	0	0.0%	75	73.5%	2	2.0%	4	3.9%	0	0.0%	102	100.0%
First District	0	0.0%	2	10.0%	2	10.0%	1	5.0%	0	0.0%	14	70.0%	1	5.0%	0	0.0%	0	0.0%	20	100.0%
Second District	0	0.0%	3	10.0%	3	10.0%	0	0.0%	0	0.0%	23	76.7%	0	0.0%	1	3.3%	0	0.0%	30	100.0%
Third District	0	0.0%	0	0.0%	2	18.2%	1	9.1%	0	0.0%	8	72.7%	0	0.0%	0	0.0%	0	0.0%	11	100.0%
Fourth District	0	0.0%	0	0.0%	1	4.0%	2	8.0%	0	0.0%	20	80.0%	0	0.0%	2	8.0%	0	0.0%	25	100.0%
Fifth District	0	0.0%	0	0.0%	1	11.1%	2	22.2%	0	0.0%	5	55.6%	1	11.1%	0	0.0%	0	0.0%	9	100.0%
Sixth District	0	0.0%	1	14.3%	0	0.0%	0	0.0%	0	0.0%	5	71.4%	0	0.0%	1	14.3%	0	0.0%	7	100.0%
Trial Court	8	0.5%	129	7.9%	124	7.6%	181	11.2%	5	0.3%	1,059	65.2%	16	1.0%	67	4.1%	34	2.1%	1,623	100.0%
Alameda	0	0.0%	8	11.3%	11	15.5%	6	8.5%	0	0.0%	40	56.3%	0	0.0%	6	8.5%	0	0.0%	71	100.0%
Alpine	0	0.0%	0	0.0%	0	0.0%	0	0.0%	0	0.0%	2	100.0%	0	0.0%	0	0.0%	0	0.0%	2	100.0%
Amador	1	50.0%	0	0.0%	0	0.0%	0	0.0%	0	0.0%	1	50.0%	0	0.0%	0	0.0%	0	0.0%	2	100.0%
Butte	1	9.1%	0	0.0%	0	0.0%	1	9.1%	0	0.0%	9	81.8%	0	0.0%	0	0.0%	0	0.0%	11	100.0%
Calaveras	0	0.0%	0	0.0%	0	0.0%	0	0.0%	0	0.0%	2	100.0%	0	0.0%	0	0.0%	0	0.0%	2	100.0%
Colusa	0	0.0%	0	0.0%	0	0.0%	0	0.0%	0	0.0%	2	100.0%	0	0.0%	0	0.0%	0	0.0%	2	100.0%
Contra Costa	0	0.0%	4	10.8%	3	8.1%	1	2.7%	0	0.0%	27	73.0%	0	0.0%	2	5.4%	0	0.0%	37	100.0%
Del Norte	0	0.0%	0	0.0%	0	0.0%	0	0.0%	0	0.0%	2	100.0%	0	0.0%	0	0.0%	0	0.0%	2	100.0%
El Dorado	0	0.0%	0	0.0%	0	0.0%	0	0.0%	0	0.0%	8	100.0%	0	0.0%	0	0.0%	0	0.0%	8	100.0%
Fresno	1	2.6%	0	0.0%	5	12.8%	7	17.9%	0	0.0%	23	59.0%	1	2.6%	2	5.1%	0	0.0%	39	100.0%
Glenn	0	0.0%	0	0.0%	0	0.0%	0	0.0%	0	0.0%	2	100.0%	0	0.0%	0	0.0%	0	0.0%	2	100.0%
Humboldt	0	0.0%	0	0.0%	0	0.0%	0	0.0%	0	0.0%	6	100.0%	0	0.0%	0	0.0%	0	0.0%	6	100.0%
Imperial	0	0.0%	1	10.0%	0	0.0%	5	50.0%	0	0.0%	2	20.0%	0	0.0%	1	10.0%	1	10.0%	10	100.0%
Inyo	0	0.0%	0	0.0%	0	0.0%	0	0.0%	0	0.0%	2	100.0%	0	0.0%	0	0.0%	0	0.0%	2	100.0%
Kern	0	0.0%	1	3.2%	1	3.2%	3	9.7%	1	3.2%	24	77.4%	0	0.0%	1	3.2%	0	0.0%	31	100.0%

**Demographic Data Provided by Justices and Judges
Relative to Race/Ethnicity
(Gov. Code, § 12011.5(n))
As of December 31, 2019¹**

Race/Ethnicity ² Court	American Indian or Alaska Native Only		Asian Only		Black or African American Only		Hispanic or Latino Only		Pacific Islander Only		White Only		Some Other Race Only ³		More Than One Race		Information Not Provided ⁴		Total Respondents		
	N	%	N	%	N	%	N	%	N	%	N	%	N	%	N	%	N	%	N	%	
Trial Court																					
Kings	0	0.0%	0	0.0%	0	0.0%	0	0.0%	0	0.0%	7	100.0%	0	0.0%	0	0.0%	0	0.0%	7	100.0%	
Lake	0	0.0%	0	0.0%	0	0.0%	0	0.0%	0	0.0%	4	100.0%	0	0.0%	0	0.0%	0	0.0%	4	100.0%	
Lassen	0	0.0%	0	0.0%	0	0.0%	0	0.0%	0	0.0%	2	100.0%	0	0.0%	0	0.0%	0	0.0%	2	100.0%	
Los Angeles	3	0.6%	52	10.7%	57	11.8%	75	15.5%	2	0.4%	252	52.1%	7	1.4%	23	4.8%	13	2.7%	484	100.0%	
Madera	1	16.7%	0	0.0%	0	0.0%	0	0.0%	0	0.0%	5	83.3%	0	0.0%	0	0.0%	0	0.0%	6	100.0%	
Marin	0	0.0%	1	7.7%	0	0.0%	1	7.7%	0	0.0%	10	76.9%	0	0.0%	1	7.7%	0	0.0%	13	100.0%	
Mariposa	0	0.0%	0	0.0%	0	0.0%	0	0.0%	0	0.0%	1	50.0%	0	0.0%	1	50.0%	0	0.0%	2	100.0%	
Mendocino	0	0.0%	0	0.0%	0	0.0%	1	14.3%	0	0.0%	5	71.4%	0	0.0%	1	14.3%	0	0.0%	7	100.0%	
Merced	0	0.0%	2	20.0%	0	0.0%	0	0.0%	0	0.0%	8	80.0%	0	0.0%	0	0.0%	0	0.0%	10	100.0%	
Modoc	0	0.0%	0	0.0%	0	0.0%	0	0.0%	0	0.0%	2	100.0%	0	0.0%	0	0.0%	0	0.0%	2	100.0%	
Mono	0	0.0%	0	0.0%	0	0.0%	0	0.0%	0	0.0%	2	100.0%	0	0.0%	0	0.0%	0	0.0%	2	100.0%	
Monterey	0	0.0%	3	16.7%	0	0.0%	2	11.1%	0	0.0%	11	61.1%	0	0.0%	2	11.1%	0	0.0%	18	100.0%	
Napa	0	0.0%	0	0.0%	1	14.3%	1	14.3%	0	0.0%	5	71.4%	0	0.0%	0	0.0%	0	0.0%	7	100.0%	
Nevada	0	0.0%	0	0.0%	0	0.0%	0	0.0%	0	0.0%	6	100.0%	0	0.0%	0	0.0%	0	0.0%	6	100.0%	
Orange	0	0.0%	7	5.9%	6	5.1%	13	11.0%	0	0.0%	82	69.5%	2	1.7%	4	3.4%	4	3.4%	118	100.0%	
Placer	0	0.0%	0	0.0%	1	10.0%	1	10.0%	0	0.0%	8	80.0%	0	0.0%	0	0.0%	0	0.0%	10	100.0%	
Plumas	0	0.0%	0	0.0%	0	0.0%	0	0.0%	0	0.0%	2	100.0%	0	0.0%	0	0.0%	0	0.0%	2	100.0%	
Riverside	1	1.7%	2	3.3%	4	6.7%	6	10.0%	0	0.0%	43	71.7%	0	0.0%	4	6.7%	0	0.0%	60	100.0%	
Sacramento	0	0.0%	7	11.7%	2	3.3%	5	8.3%	0	0.0%	40	66.7%	2	3.3%	1	1.7%	3	5.0%	60	100.0%	
San Benito	0	0.0%	0	0.0%	0	0.0%	1	50.0%	0	0.0%	0	0.0%	0	0.0%	1	50.0%	0	0.0%	2	100.0%	
San Bernardino	0	0.0%	6	8.5%	6	8.5%	7	9.9%	0	0.0%	49	69.0%	0	0.0%	3	4.2%	0	0.0%	71	100.0%	
San Diego	0	0.0%	7	5.2%	10	7.5%	14	10.4%	0	0.0%	92	68.7%	2	1.5%	1	0.7%	8	6.0%	134	100.0%	
San Francisco	0	0.0%	10	20.4%	5	10.2%	6	12.2%	0	0.0%	28	57.1%	0	0.0%	0	0.0%	0	0.0%	49	100.0%	
San Joaquin	0	0.0%	2	7.7%	1	3.8%	3	11.5%	0	0.0%	20	76.9%	0	0.0%	0	0.0%	0	0.0%	26	100.0%	
San Luis Obispo	0	0.0%	1	8.3%	0	0.0%	2	16.7%	0	0.0%	9	75.0%	0	0.0%	0	0.0%	0	0.0%	12	100.0%	

**Demographic Data Provided by Justices and Judges
Relative to Race/Ethnicity
(Gov. Code, § 12011.5(n))
As of December 31, 2019¹**

Race/Ethnicity ² Court	American Indian or Alaska Native Only		Asian Only		Black or African American Only		Hispanic or Latino Only		Pacific Islander Only		White Only		Some Other Race Only ³		More Than One Race		Information Not Provided ⁴		Total Respondents		
	N	%	N	%	N	%	N	%	N	%	N	%	N	%	N	%	N	%	N	%	
Trial Court																					
San Mateo	0	0.0%	2	8.3%	3	12.5%	0	0.0%	0	0.0%	17	70.8%	1	4.2%	1	4.2%	0	0.0%	24	100.0%	
Santa Barbara	0	0.0%	1	4.5%	0	0.0%	4	18.2%	0	0.0%	17	77.3%	0	0.0%	0	0.0%	0	0.0%	22	100.0%	
Santa Clara	0	0.0%	10	13.7%	4	5.5%	5	6.8%	2	2.7%	42	57.5%	1	1.4%	5	6.8%	4	5.5%	73	100.0%	
Santa Cruz	0	0.0%	0	0.0%	0	0.0%	1	8.3%	0	0.0%	10	83.3%	0	0.0%	1	8.3%	0	0.0%	12	100.0%	
Shasta	0	0.0%	0	0.0%	0	0.0%	0	0.0%	0	0.0%	10	100.0%	0	0.0%	0	0.0%	0	0.0%	10	100.0%	
Sierra	0	0.0%	0	0.0%	0	0.0%	0	0.0%	0	0.0%	2	100.0%	0	0.0%	0	0.0%	0	0.0%	2	100.0%	
Siskiyou	0	0.0%	0	0.0%	0	0.0%	0	0.0%	0	0.0%	4	100.0%	0	0.0%	0	0.0%	0	0.0%	4	100.0%	
Solano	0	0.0%	1	5.0%	3	15.0%	2	10.0%	0	0.0%	12	60.0%	0	0.0%	2	10.0%	0	0.0%	20	100.0%	
Sonoma	0	0.0%	0	0.0%	0	0.0%	1	5.3%	0	0.0%	17	89.5%	0	0.0%	1	5.3%	0	0.0%	19	100.0%	
Stanislaus	0	0.0%	1	5.0%	1	5.0%	2	10.0%	0	0.0%	16	80.0%	0	0.0%	0	0.0%	0	0.0%	20	100.0%	
Sutter	0	0.0%	0	0.0%	0	0.0%	0	0.0%	0	0.0%	5	100.0%	0	0.0%	0	0.0%	0	0.0%	5	100.0%	
Tehama	0	0.0%	0	0.0%	0	0.0%	0	0.0%	0	0.0%	4	100.0%	0	0.0%	0	0.0%	0	0.0%	4	100.0%	
Trinity	0	0.0%	0	0.0%	0	0.0%	0	0.0%	0	0.0%	1	100.0%	0	0.0%	0	0.0%	0	0.0%	1	100.0%	
Tulare	0	0.0%	0	0.0%	0	0.0%	1	5.0%	0	0.0%	17	85.0%	0	0.0%	2	10.0%	0	0.0%	20	100.0%	
Tuolumne	0	0.0%	0	0.0%	0	0.0%	0	0.0%	0	0.0%	2	66.7%	0	0.0%	0	0.0%	1	33.3%	3	100.0%	
Ventura	0	0.0%	0	0.0%	0	0.0%	3	10.7%	0	0.0%	24	85.7%	0	0.0%	1	3.6%	0	0.0%	28	100.0%	
Yolo	0	0.0%	0	0.0%	0	0.0%	1	10.0%	0	0.0%	9	90.0%	0	0.0%	0	0.0%	0	0.0%	10	100.0%	
Yuba	0	0.0%	0	0.0%	0	0.0%	0	0.0%	0	0.0%	5	100.0%	0	0.0%	0	0.0%	0	0.0%	5	100.0%	

1. The tabled data reflect responses from justices and judges that were active and serving on the bench as of December 31, 2019. The tables do not include demographic information for justices that were appointed but not yet confirmed, nor for judges that were appointed but had not yet taken their oaths of office as of December 31, 2019.

2. The race and ethnicity category descriptions were adapted from definitions used by the U.S. Census Bureau in Census 2000. The same category descriptions were used by the U.S. Census Bureau in Census 2010. See page 21 for descriptions of race and ethnicity categories.

3. "Some other race only" includes respondents who indicated they do not consider themselves to be any of the six identified race and ethnicity categories. To provide the most accurate data, the "some other race only" category includes only those respondents who identified some other race or ethnicity that did not clearly fall within one or more of the six identified categories.

4. "Information not provided" includes non-responses by active justices and judges participating in the survey that did not respond to a given survey question, as well as a smaller group of active justices and judges that have not responded to the survey more generally.

**Demographic Data Provided by Justices and Judges
Responses with Two or More Races
(Gov. Code; § 12011.5(n))
As of December 31, 2019¹**

	Total Number of Responding Justices/Judges	Responses with Two or More Races	
		Number	Percent
Supreme Court	7	1	<i>14.3%</i>
Asian; Pacific Islander		1	
Court of Appeal			
Second District	30	1	<i>3.3%</i>
Hispanic or Latino; White		1	
Fourth District	25	2	<i>8.0%</i>
Black; Hispanic		1	
Hispanic or Latino; White		1	
Sixth District	7	1	<i>14.3%</i>
Hispanic or Latino; White		1	
Trial Court			
Alameda	71	5	<i>7.0%</i>
Black or African American; Hispanic or Latino		1	
Black or African American; White		2	
Hispanic or Latino; White		2	
Contra Costa	37	2	<i>5.4%</i>
Hispanic or Latino; White		2	
Fresno	39	2	<i>5.1%</i>
Hispanic or Latino; White		2	
Imperial	10	1	<i>10.0%</i>
American Indian or Alaska Native; White		1	
Kern	31	1	<i>3.2%</i>
American Indian or Alaska Native; White		1	

**Demographic Data Provided by Justices and Judges
Responses with Two or More Races
(Gov. Code; § 12011.5(n))
As of December 31, 2019¹**

	Total Number of Responding Justices/Judges	Responses with Two or More Races	
		Number	Percent
Trial Court			
Los Angeles	484	23	4.8%
American Indian or Alaska Native; Black or African American		1	
American Indian or Alaska Native; Hispanic or Latino		1	
Asian; Hispanic or Latino		1	
Asian; Hispanic or Latino; White		1	
Asian; Pacific Islander		3	
Asian; White		4	
Black or African American, Hispanic or Latino		1	
Black or African American, White		1	
Hispanic or Latino; White		6	
Hispanic or Latino; White; Some Other Race		1	
White; Some Other Race		3	
Marin	13	1	7.7%
Asian; Hispanic or Latino		1	
Mariposa	2	1	50.0%
Hispanic or Latino; White		1	
Mendocino	7	1	14.3%
American Indian or Alaska Native; White		1	
Monterey	18	2	11.1%
Black or African American; Hispanic or Latino		1	
Hispanic or Latino; White		1	
Orange	118	4	3.4%
American Indian or Alaska Native; White		1	
Hispanic or Latino; White		2	
Asian; Hispanic or Some Other Race		1	
Riverside	60	4	6.7%
Asian; White		1	
Black or African American; Latino		1	
Black or African American; White		1	
Hispanic or Latino; White		1	

**Demographic Data Provided by Justices and Judges
Responses with Two or More Races
(Gov. Code; § 12011.5(n))
As of December 31, 2019¹**

	Total Number of Responding Justices/Judges	Responses with Two or More Races	
		Number	Percent
Trial Court			
Sacramento	60	1	1.7%
Black or African American; Hispanic or Latino		1	
San Benito	2	1	50.0%
American Indian or Alaska Native; White		1	
San Bernardino	71	3	4.2%
African American; White		1	
American Indian or Alaska Native; White		1	
American Indian or Alaska Native; Hispanic or Latino		1	
San Diego	134	1	0.7%
White; Some Other Race		1	
San Mateo	24	1	4.2%
Asian; White		1	
Santa Clara	73	5	6.8%
Asian; Hispanic or Latino		1	
American Indian or Alaska Native; White		1	
American Indian or Alaska Native; Some Other Race		1	
White; Some Other Race		2	
Santa Cruz	12	1	8.3%
Hispanic or Latino; White		1	
Solano	20	2	10.0%
Asian; Black or African American		1	
Asian; White		1	
Sonoma	19	1	5.3%
Hispanic or Latino; White		1	
Tulare	20	2	10.0%
Hispanic or Latino; White		1	
American Indian or Alaskan Native ; Hispanic or Latino; White		1	
Ventura	28	1	3.6%
Hispanic or Latino; White		1	

1. The data reflect responses from courts where one or more judicial officers have indicated that their race/ethnic backgrounds include multiple groups. Only those justices and judges that are active as of December 31, 2019 are included. The tables do not include justices that were appointed but not yet confirmed, nor judges that were appointed but had not yet taken their oaths of office as of December 31, 2019.

**Demographic Data Provided by Justices and Judges
Relative to Gender Identity/Sexual Orientation
(Gov. Code, § 12011.5(n))
As of December 31, 2019¹**

Gender Identity / Sexual Orientation

Courts	Heterosexual		Lesbian		Gay		Bisexual		Transgender		Information Not Provided ²		Total Respondents ³	
	N	%	N	%	N	%	N	%	N	%	N	%	N	%
Supreme Court	7	100.0%	0	0.0%	0	0.0%	0	0.0%	0	0.0%	0	0.0%	7	100.0%
Court of Appeal	80	78.4%	2	2.0%	1	1.0%	0	0.0%	0	0.0%	19	18.6%	102	100.0%
First District	16	80.0%	1	5.0%	1	5.0%	0	0.0%	0	0.0%	2	10.0%	20	100.0%
Second District	28	93.3%	0	0.0%	0	0.0%	0	0.0%	0	0.0%	2	6.7%	30	100.0%
Third District	10	90.9%	0	0.0%	0	0.0%	0	0.0%	0	0.0%	1	9.1%	11	100.0%
Fourth District	15	60.0%	1	4.0%	0	0.0%	0	0.0%	0	0.0%	9	36.0%	25	100.0%
Fifth District	7	77.8%	0	0.0%	0	0.0%	0	0.0%	0	0.0%	2	22.2%	9	100.0%
Sixth District	4	57.1%	0	0.0%	0	0.0%	0	0.0%	0	0.0%	3	42.9%	7	100.0%
Trial Court	1,157	71.3%	24	1.5%	32	2.0%	2	0.1%	1	0.1%	407	25.1%	1,623	100.0%
Alameda	55	77.5%	3	4.2%	2	2.8%	0	0.0%	1	1.4%	10	14.1%	71	100.0%
Alpine	2	100.0%	0	0.0%	0	0.0%	0	0.0%	0	0.0%	0	0.0%	2	100.0%
Amador	2	100.0%	0	0.0%	0	0.0%	0	0.0%	0	0.0%	0	0.0%	2	100.0%
Butte	8	72.7%	0	0.0%	0	0.0%	0	0.0%	0	0.0%	3	27.3%	11	100.0%
Calaveras	2	100.0%	0	0.0%	0	0.0%	0	0.0%	0	0.0%	0	0.0%	2	100.0%
Colusa	1	50.0%	0	0.0%	0	0.0%	0	0.0%	0	0.0%	1	50.0%	2	100.0%
Contra Costa	31	83.8%	1	2.7%	1	2.7%	0	0.0%	0	0.0%	4	10.8%	37	100.0%
Del Norte	2	100.0%	0	0.0%	0	0.0%	0	0.0%	0	0.0%	0	0.0%	2	100.0%
El Dorado	7	87.5%	1	12.5%	0	0.0%	0	0.0%	0	0.0%	0	0.0%	8	100.0%
Fresno	28	71.8%	1	2.6%	0	0.0%	0	0.0%	0	0.0%	10	25.6%	39	100.0%
Glenn	2	100.0%	0	0.0%	0	0.0%	0	0.0%	0	0.0%	0	0.0%	2	100.0%
Humboldt	6	100.0%	0	0.0%	0	0.0%	0	0.0%	0	0.0%	0	0.0%	6	100.0%
Imperial	7	70.0%	0	0.0%	1	10.0%	0	0.0%	0	0.0%	2	20.0%	10	100.0%
Inyo	2	100.0%	0	0.0%	0	0.0%	0	0.0%	0	0.0%	0	0.0%	2	100.0%
Kern	22	71.0%	0	0.0%	0	0.0%	0	0.0%	0	0.0%	9	29.0%	31	100.0%

**Demographic Data Provided by Justices and Judges
Relative to Gender Identity/Sexual Orientation
(Gov. Code, § 12011.5(n))
As of December 31, 2019¹**

Gender Identity / Sexual Orientation

Courts	Heterosexual		Lesbian		Gay		Bisexual		Transgender		Information Not Provided ²		Total Respondents ³	
	N	%	N	%	N	%	N	%	N	%	N	%	N	%
Trial Court														
Kings	5	71.4%	0	0.0%	0	0.0%	0	0.0%	0	0.0%	2	28.6%	7	100.0%
Lake	4	100.0%	0	0.0%	0	0.0%	0	0.0%	0	0.0%	0	0.0%	4	100.0%
Lassen	1	50.0%	0	0.0%	0	0.0%	0	0.0%	0	0.0%	1	50.0%	2	100.0%
Los Angeles	327	67.6%	5	1.0%	15	3.1%	0	0.0%	0	0.0%	137	28.3%	484	100.0%
Madera	4	66.7%	0	0.0%	0	0.0%	0	0.0%	0	0.0%	2	33.3%	6	100.0%
Marin	12	92.3%	0	0.0%	0	0.0%	0	0.0%	0	0.0%	1	7.7%	13	100.0%
Mariposa	1	50.0%	0	0.0%	0	0.0%	0	0.0%	0	0.0%	1	50.0%	2	100.0%
Mendocino	6	85.7%	0	0.0%	0	0.0%	0	0.0%	0	0.0%	1	14.3%	7	100.0%
Merced	10	100.0%	0	0.0%	0	0.0%	0	0.0%	0	0.0%	0	0.0%	10	100.0%
Modoc	2	100.0%	0	0.0%	0	0.0%	0	0.0%	0	0.0%	0	0.0%	2	100.0%
Mono	2	100.0%	0	0.0%	0	0.0%	0	0.0%	0	0.0%	0	0.0%	2	100.0%
Monterey	16	88.9%	0	0.0%	0	0.0%	0	0.0%	0	0.0%	2	11.1%	18	100.0%
Napa	7	100.0%	0	0.0%	0	0.0%	0	0.0%	0	0.0%	0	0.0%	7	100.0%
Nevada	3	50.0%	0	0.0%	0	0.0%	0	0.0%	0	0.0%	3	50.0%	6	100.0%
Orange	79	66.9%	1	0.8%	1	0.8%	0	0.0%	0	0.0%	37	31.4%	118	100.0%
Placer	7	70.0%	0	0.0%	0	0.0%	0	0.0%	0	0.0%	3	30.0%	10	100.0%
Plumas	2	100.0%	0	0.0%	0	0.0%	0	0.0%	0	0.0%	0	0.0%	2	100.0%
Riverside	43	71.7%	2	3.3%	0	0.0%	0	0.0%	0	0.0%	15	25.0%	60	100.0%
Sacramento	38	63.3%	0	0.0%	1	1.7%	0	0.0%	0	0.0%	21	35.0%	60	100.0%
San Benito	1	50.0%	0	0.0%	0	0.0%	0	0.0%	0	0.0%	1	50.0%	2	100.0%
San Bernardino	56	78.9%	1	1.4%	2	2.8%	1	1.4%	0	0.0%	11	15.5%	71	100.0%
San Diego	90	67.2%	2	1.5%	4	3.0%	0	0.0%	0	0.0%	38	28.4%	134	100.0%
San Francisco	33	67.3%	3	6.1%	3	6.1%	0	0.0%	0	0.0%	10	20.4%	49	100.0%
San Joaquin	16	61.5%	0	0.0%	0	0.0%	1	3.8%	0	0.0%	9	34.6%	26	100.0%
San Luis Obispo	10	83.3%	0	0.0%	0	0.0%	0	0.0%	0	0.0%	2	16.7%	12	100.0%
San Mateo	16	66.7%	1	4.2%	1	4.2%	0	0.0%	0	0.0%	6	25.0%	24	100.0%
Santa Barbara	20	90.9%	0	0.0%	0	0.0%	0	0.0%	0	0.0%	2	9.1%	22	100.0%
Santa Clara	48	65.8%	2	2.7%	1	1.4%	0	0.0%	0	0.0%	22	30.1%	73	100.0%
Santa Cruz	10	83.3%	0	0.0%	0	0.0%	0	0.0%	0	0.0%	2	16.7%	12	100.0%
Shasta	6	60.0%	0	0.0%	0	0.0%	0	0.0%	0	0.0%	4	40.0%	10	100.0%

**Demographic Data Provided by Justices and Judges
Relative to Gender Identity/Sexual Orientation
(Gov. Code, § 12011.5(n))
As of December 31, 2019¹**

Gender Identity / Sexual Orientation

Courts	Heterosexual		Lesbian		Gay		Bisexual		Transgender		Information Not Provided ²		Total Respondents ³	
	N	%	N	%	N	%	N	%	N	%	N	%	N	%
Trial Court														
Sierra	2	100.0%	0	0.0%	0	0.0%	0	0.0%	0	0.0%	0	0.0%	2	100.0%
Siskiyou	4	100.0%	0	0.0%	0	0.0%	0	0.0%	0	0.0%	0	0.0%	4	100.0%
Solano	13	65.0%	0	0.0%	0	0.0%	0	0.0%	0	0.0%	7	35.0%	20	100.0%
Sonoma	14	73.7%	1	5.3%	0	0.0%	0	0.0%	0	0.0%	4	21.1%	19	100.0%
Stanislaus	18	90.0%	0	0.0%	0	0.0%	0	0.0%	0	0.0%	2	10.0%	20	100.0%
Sutter	2	40.0%	0	0.0%	0	0.0%	0	0.0%	0	0.0%	3	60.0%	5	100.0%
Tehama	3	75.0%	0	0.0%	0	0.0%	0	0.0%	0	0.0%	1	25.0%	4	100.0%
Trinity	1	100.0%	0	0.0%	0	0.0%	0	0.0%	0	0.0%	0	0.0%	1	100.0%
Tulare	16	80.0%	0	0.0%	0	0.0%	0	0.0%	0	0.0%	4	20.0%	20	100.0%
Tuolumne	2	66.7%	0	0.0%	0	0.0%	0	0.0%	0	0.0%	1	33.3%	3	100.0%
Ventura	18	64.3%	0	0.0%	0	0.0%	0	0.0%	0	0.0%	10	35.7%	28	100.0%
Yolo	9	90.0%	0	0.0%	0	0.0%	0	0.0%	0	0.0%	1	10.0%	10	100.0%
Yuba	3	60.0%	0	0.0%	0	0.0%	0	0.0%	0	0.0%	2	40.0%	5	100.0%

1. The tabled data reflect responses from justices and judges that were active and serving on the bench as of December 31, 2019. The tables do not include demographic information for justices that were appointed but not yet confirmed, nor for judges that were appointed but had not yet taken their oaths of office as of December 31, 2019.

2. "Information not provided" includes non-responses by active justices and judges participating in the survey that did not respond to a given survey question, as well as a smaller group of active justices and judges that have not responded to the survey more generally.

3. Since the selection of more than one response alternative is possible for the question pertaining to gender identity/sexual orientation, total responses to this question may be greater than the sum of judicial officers responding to the survey in a given year.

**Demographic Data Provided by Responding Justices and Judges
Relative to Veteran and Disability Status
(Gov. Code, § 12011.5(n))
As of December 31, 2019**

Court	Veteran ¹						Disabled ¹					
	No		Yes		Total Respondents		No		Yes		Total Respondents	
	N	%	N	%	N	%	N	%	N	%	N	%
Supreme Court	3	100%	0	0%	3	100%	3	100%	0	0%	3	100%
Court of Appeal	39	95%	2	5%	41	100%	40	98%	1	2%	41	100%
First District	12	100%	0	0%	12	100%	12	100%	0	0%	12	100%
Second District	13	93%	1	7%	14	100%	13	93%	1	7%	14	100%
Third District	2	100%	0	0%	2	100%	2	100%	0	0%	2	100%
Fourth District	6	86%	1	14%	7	100%	7	100%	0	0%	7	100%
Fifth District	4	100%	0	0%	4	100%	4	100%	0	0%	4	100%
Sixth District	2	100%	0	0%	2	100%	2	100%	0	0%	2	100%
Trial Court	582	93%	45	7%	627	100%	616	97%	16	3%	632	100%
Alameda	25	96%	1	4%	26	100%	26	100%	0	0%	26	100%
Alpine	1	100%	0	0%	1	100%	1	100%	0	0%	1	100%
Amador	1	100%	0	0%	1	100%	1	100%	0	0%	1	100%
Butte	3	100%	0	0%	3	100%	3	100%	0	0%	3	100%
Calaveras	1	100%	0	0%	1	100%	1	100%	0	0%	1	100%
Contra Costa	14	82%	3	18%	17	100%	16	94%	1	6%	17	100%
Del Norte	1	50%	1	50%	2	100%	1	50%	1	50%	2	100%
El Dorado	4	80%	1	20%	5	100%	5	100%	0	0%	5	100%
Fresno	10	100%	0	0%	10	100%	10	100%	0	0%	10	100%
Glenn	1	100%	0	0%	1	100%	1	100%	0	0%	1	100%

**Demographic Data Provided by Responding Justices and Judges
Relative to Veteran and Disability Status
(Gov. Code, § 12011.5(n))
As of December 31, 2019**

Court	Veteran ¹						Disabled ¹					
	No		Yes		Total Respondents		No		Yes		Total Respondents	
Trial Court	N	%	N	%	N	%	N	%	N	%	N	%
Humboldt	5	100%	0	0%	5	100%	5	100%	0	0%	5	100%
Imperial	4	100%	0	0%	4	100%	4	100%	0	0%	4	100%
Inyo	2	100%	0	0%	2	100%	2	100%	0	0%	2	100%
Kern	7	88%	1	13%	8	100%	8	100%	0	0%	8	100%
Kings	2	67%	1	33%	3	100%	3	100%	0	0%	3	100%
Lake	2	100%	0	0%	2	100%	2	100%	0	0%	2	100%
Lassen	1	100%	0	0%	1	100%	1	100%	0	0%	1	100%
Los Angeles	179	94%	12	6%	191	100%	188	97%	5	3%	193	100%
Marin	5	100%	0	0%	5	100%	5	100%	0	0%	5	100%
Mariposa	1	100%	0	0%	1	100%	1	100%	0	0%	1	100%
Mendocino	3	100%	0	0%	3	100%	3	100%	0	0%	3	100%
Merced	4	100%	0	0%	4	100%	3	75%	1	25%	4	100%
Monterey	6	100%	0	0%	6	100%	6	100%	0	0%	6	100%
Napa	5	100%	0	0%	5	100%	4	80%	1	100%	5	100%
Nevada	1	100%	0	0%	1	100%	1	100%	0	0%	1	100%
Orange	42	91%	4	9%	46	100%	43	93%	3	7%	46	100%
Placer	0	0%	1	100%	1	100%	1	100%	0	0%	1	100%
Plumas	0	0%	0	0%	0	100%	1	100%	0	0%	1	100%
Riverside	28	100%	0	0%	28	100%	28	100%	0	0%	28	100%
Sacramento	12	92%	1	8%	13	100%	13	100%	0	0%	13	100%

**Demographic Data Provided by Responding Justices and Judges
Relative to Veteran and Disability Status
(Gov. Code, § 12011.5(n))
As of December 31, 2019**

Court	Veteran ¹						Disabled ¹					
	No		Yes		Total Respondents		No		Yes		Total Respondents	
Trial Court	<i>N</i>	<i>%</i>	<i>N</i>	<i>%</i>	<i>N</i>	<i>%</i>	<i>N</i>	<i>%</i>	<i>N</i>	<i>%</i>	<i>N</i>	<i>%</i>
San Benito	1	100%	0	0%	1	100%	1	100%	0	0%	1	100%
San Bernardino	23	88%	3	12%	26	100%	25	96%	1	4%	26	100%
San Diego	50	91%	5	9%	55	100%	54	98%	1	2%	55	100%
San Francisco	17	94%	1	6%	18	100%	18	100%	0	0%	18	100%
San Joaquin	6	86%	1	14%	7	100%	7	100%	0	0%	7	100%
San Luis Obispo	6	100%	0	0%	6	100%	5	83%	1	17%	6	100%
San Mateo	9	100%	0	0%	9	100%	9	100%	0	0%	9	100%
Santa Barbara	6	86%	1	14%	7	100%	7	100%	0	0%	7	100%
Santa Clara	29	97%	1	3%	30	100%	31	100%	0	0%	31	100%
Santa Cruz	5	100%	0	0%	5	100%	5	100%	0	0%	5	100%
Shasta	4	100%	0	0%	4	100%	4	100%	0	0%	4	100%
Sierra	1	100%	0	0%	1	100%	1	100%	0	0%	1	100%
Siskiyou	4	100%	0	0%	4	100%	4	100%	0	0%	4	100%
Solano	8	80%	2	20%	10	100%	10	100%	0	0%	10	100%
Sonoma	9	82%	2	18%	11	100%	10	100%	0	0%	10	100%
Stanislaus	8	89%	1	11%	9	100%	9	90%	1	10%	10	100%
Sutter	2	100%	0	0%	2	100%	2	100%	0	0%	2	100%
Tehama	1	100%	0	0%	1	100%	1	100%	0	0%	1	100%
Trinity	1	100%	0	0%	1	100%	1	100%	0	0%	1	100%
Tulare	7	100%	0	0%	7	100%	7	100%	0	0%	7	100%

**Demographic Data Provided by Responding Justices and Judges
Relative to Veteran and Disability Status
(Gov. Code, § 12011.5(n))
As of December 31, 2019**

Court	Veteran ¹						Disabled ¹					
	No		Yes		Total Respondents		No		Yes		Total Respondents	
Trial Court	<i>N</i>	%	<i>N</i>	%	<i>N</i>	%	<i>N</i>	%	<i>N</i>	%	<i>N</i>	%
Tuolumne	1	100%	0	0%	1	100%	1	100%	0	0%	1	100%
Ventura	7	88%	1	13%	8	100%	9	100%	0	0%	9	100%
Yolo	5	83%	1	17%	6	100%	6	100%	0	0%	6	100%
Yuba	2	100%	0	0%	2	100%	2	100%	0	0%	2	100%

1. Tabled values for veteran and disability status include responses from justices and judges new to the bench in calendar years 2014 through 2019, as well as experienced justices and judges who chose to update their demographic information during the same 6 year period. Demographic questions pertaining to veteran and disability status are new as of 2014 and reflect an expansion of the mandate for the collection of demographic information from new justices and judges.

**Year-to-Year Comparison of Demographic Data Provided by Justices and Judges
Relative to Gender
(Gov. Code, § 12011.5(n))
As of December 31, 2019¹**

Court / Year	Gender				Total Respondents	
	Female		Male		N	%
	N	%	N	%		
Supreme Court						
2008	3	42.9%	4	57.1%	7	100.0%
2009	3	42.9%	4	57.1%	7	100.0%
2010	3	42.9%	4	57.1%	7	100.0%
2011	3	42.9%	4	57.1%	7	100.0%
2012	4	57.1%	3	42.9%	7	100.0%
2013	4	57.1%	3	42.9%	7	100.0%
2014	4	57.1%	3	42.9%	7	100.0%
2015	3	50.0%	3	50.0%	6	100.0%
2016	4	57.1%	3	42.9%	7	100.0%
2017	4	57.1%	3	42.9%	7	100.0%
2018	3	50.0%	3	50.0%	6	100.0%
2019	3	50.0%	3	50.0%	6	100.0%
2020	3	42.9%	4	57.1%	7	100.0%
Court of Appeal						
2008	29	29.0%	71	71.0%	100	100.0%
2009	29	29.0%	71	71.0%	100	100.0%
2010	30	29.4%	72	70.6%	102	100.0%
2011	33	32.7%	68	67.3%	101	100.0%
2012	33	32.7%	68	67.3%	101	100.0%
2013	31	31.0%	69	69.0%	100	100.0%
2014	29	30.5%	66	69.5%	95	100.0%
2015	31	31.6%	67	68.4%	98	100.0%
2016	30	30.9%	67	69.1%	97	100.0%
2017	31	33.3%	62	66.7%	93	100.0%
2018	33	36.7%	57	63.3%	90	100.0%
2019	41	39.4%	63	60.6%	104	100.0%
2020	41	40.2%	61	59.8%	102	100.0%

**Year-to-Year Comparison of Demographic Data Provided by Justices and Judges
Relative to Gender
(Gov. Code, § 12011.5(n))
As of December 31, 2019¹**

Court / Year	Female		Male		Total Respondents	
	N	%	N	%	N	%
Trial Court						
2008	421	28.1%	1,075	71.9%	1,496	100.0%
2009	430	28.7%	1,068	71.3%	1,498	100.0%
2010	444	29.2%	1,078	70.8%	1,522	100.0%
2011	486	30.6%	1,102	69.4%	1,588	100.0%
2012	484	30.8%	1,085	69.2%	1,569	100.0%
2013	484	31.2%	1,065	68.8%	1,549	100.0%
2014	508	32.2%	1,071	67.8%	1,579	100.0%
2015	499	32.2%	1,052	67.8%	1,551	100.0%
2016	517	32.9%	1,053	67.1%	1,570	100.0%
2017	531	33.5%	1,053	66.5%	1,584	100.0%
2018	543	34.3%	1,039	65.7%	1,582	100.0%
2019	589	36.1%	1,044	63.9%	1,633	100.0%
2020	604	37.2%	1,019	62.8%	1,623	100.0%
Total	N	%	N	%	N	%
2008	453	28.3%	1,150	71.7%	1,603	100.0%
2009	462	28.8%	1,143	71.2%	1,605	100.0%
2010	477	29.2%	1,154	70.8%	1,631	100.0%
2011	522	30.8%	1,174	69.2%	1,696	100.0%
2012	521	31.1%	1,156	68.9%	1,677	100.0%
2013	519	31.3%	1,137	68.7%	1,656	100.0%
2014	541	32.2%	1,140	67.8%	1,681	100.0%
2015	533	32.2%	1,122	67.8%	1,655	100.0%
2016	551	32.9%	1,123	67.1%	1,674	100.0%
2017	566	33.6%	1,118	66.4%	1,684	100.0%
2018	579	34.5%	1,099	65.5%	1,678	100.0%
2019	633	36.3%	1,110	63.7%	1,743	100.0%
2020	648	37.4%	1,084	62.6%	1,732	100.0%

1. The calendar years in which the demographic data was released may be found in the first column of the table. The 2008 data reflect the number of justices and judges on the bench as of February 1 of that year. The 2009 through 2019 data reflect the number of justices and judges on the bench as of December 31 of the previous year.

Note: The changes in percentages from year to year are the result of more than one factor, including: (1) new judicial appointments; (2) judicial retirements; and (3) newly-acquired data from judges on the bench who previously did not provide their demographic information.

**Year-to-Year Comparison of Demographic Data Provided by Justices and Judges Relative to Race/Ethnicity
(Gov. Code, § 12011.5(n))
As of December 31, 2019¹**

Race/Ethnicity ²	American Indian or Alaska Native Only		Asian Only		Black or African American Only		Hispanic or Latino Only		Pacific Islander Only		White Only		Some Other Race Only ³		More Than One Race		Information Not Provided ⁴		Total Respondents	
	N	%	N	%	N	%	N	%	N	%	N	%	N	%	N	%	N	%	N	%
Supreme Court																				
2008	0	0.0%	1	14.3%	0	0.0%	1	14.3%	0	0.0%	4	57.1%	0	0.0%	1	14.3%	0	0.0%	7	100.0%
2009	0	0.0%	1	14.3%	0	0.0%	1	14.3%	0	0.0%	4	57.1%	0	0.0%	1	14.3%	0	0.0%	7	100.0%
2010	0	0.0%	1	14.3%	0	0.0%	1	14.3%	0	0.0%	4	57.1%	0	0.0%	1	14.3%	0	0.0%	7	100.0%
2011	0	0.0%	1	14.3%	0	0.0%	1	14.3%	0	0.0%	4	57.1%	0	0.0%	1	14.3%	0	0.0%	7	100.0%
2012	0	0.0%	2	28.6%	0	0.0%	0	0.0%	0	0.0%	3	42.9%	0	0.0%	2	28.6%	0	0.0%	7	100.0%
2013	0	0.0%	2	28.6%	0	0.0%	0	0.0%	0	0.0%	3	42.9%	0	0.0%	2	28.6%	0	0.0%	7	100.0%
2014	0	0.0%	2	28.6%	0	0.0%	0	0.0%	0	0.0%	3	42.9%	0	0.0%	2	28.6%	0	0.0%	7	100.0%
2015	0	0.0%	2	33.3%	0	0.0%	0	0.0%	0	0.0%	3	50.0%	0	0.0%	1	16.7%	0	0.0%	6	100.0%
2016	0	0.0%	2	28.6%	1	14.3%	1	14.3%	0	0.0%	2	28.6%	0	0.0%	1	14.3%	0	0.0%	7	100.0%
2017	0	0.0%	2	28.6%	1	16.7%	1	16.7%	0	0.0%	2	28.6%	0	0.0%	1	14.3%	0	0.0%	7	100.0%
2018	0	0.0%	2	33.3%	1	16.7%	1	16.7%	0	0.0%	1	16.7%	0	0.0%	1	16.7%	0	0.0%	6	100.0%
2019	0	0.0%	2	33.3%	1	16.7%	1	16.7%	0	0.0%	1	16.7%	0	0.0%	1	16.7%	0	0.0%	6	100.0%
2020	0	0.0%	2	28.6%	1	14.3%	1	14.3%	0	0.0%	2	28.6%	0	0.0%	1	14.3%	0	0.0%	7	100.0%
Court of Appeal																				
2008	0	0.0%	3	3.0%	3	3.0%	3	3.0%	0	0.0%	82	82.0%	0	0.0%	8	8.0%	1	1.0%	100	100.0%
2009	0	0.0%	3	3.0%	4	4.0%	3	3.0%	0	0.0%	81	81.0%	0	0.0%	8	8.0%	1	1.0%	100	100.0%
2010	0	0.0%	3	2.9%	3	2.9%	3	2.9%	0	0.0%	83	81.4%	0	0.0%	7	6.9%	3	2.9%	102	100.0%
2011	0	0.0%	3	2.9%	5	4.8%	4	3.8%	0	0.0%	83	79.8%	0	0.0%	7	6.7%	2	1.9%	104	100.0%
2012	0	0.0%	3	3.0%	5	5.0%	4	4.0%	0	0.0%	81	80.2%	1	1.0%	6	5.9%	1	1.0%	101	100.0%
2013	0	0.0%	3	3.0%	5	5.0%	5	5.0%	0	0.0%	79	79.0%	1	1.0%	6	6.0%	1	1.0%	100	100.0%
2014	0	0.0%	2	2.1%	5	5.3%	5	5.3%	0	0.0%	75	78.9%	1	1.1%	6	6.3%	1	1.1%	95	100.0%
2015	0	0.0%	1	1.0%	7	7.1%	6	6.1%	0	0.0%	75	76.5%	1	1.0%	7	7.1%	1	1.1%	98	100.0%
2016	0	0.0%	2	2.1%	8	8.2%	6	6.2%	0	0.0%	73	75.3%	1	1.0%	6	6.2%	1	1.0%	97	100.0%
2017	0	0.0%	2	2.2%	9	9.7%	5	5.4%	0	0.0%	71	76.3%	1	1.1%	5	5.4%	0	0.0%	93	100.0%
2018	0	0.0%	2	2.2%	10	11.1%	6	6.7%	0	0.0%	65	72.2%	2	2.2%	5	5.6%	0	0.0%	90	100.0%
2019	0	0.0%	5	4.8%	10	9.6%	7	6.7%	0	0.0%	75	72.1%	2	1.9%	5	4.8%	0	0.0%	104	100.0%
2020	0	0.0%	6	5.9%	9	8.8%	6	5.9%	0	0.0%	75	73.5%	2	2.0%	4	3.9%	0	0.0%	102	100.0%

**Year-to-Year Comparison of Demographic Data Provided by Justices and Judges Relative to Race/Ethnicity
(Gov. Code, § 12011.5(n))
As of December 31, 2019¹**

Race/Ethnicity ² Court / Year	American Indian or Alaska Native Only		Asian Only		Black or African American Only		Hispanic or Latino Only		Pacific Islander Only		White Only		Some Other Race Only ³		More Than One Race		Information Not Provided ⁴		Total Respondents		
	N	%	N	%	N	%	N	%	N	%	N	%	N	%	N	%	N	%	N	%	
Trial Court																					
2008	2	0.1%	67	4.5%	74	4.9%	103	6.9%	2	0.1%	1,076	71.9%	7	0.5%	63	4.2%	102	6.8%	1,496	100.0%	
2009	5	0.3%	71	4.7%	77	5.1%	110	7.3%	3	0.2%	1,080	72.1%	10	0.7%	58	3.9%	84	5.6%	1,498	100.0%	
2010	5	0.3%	78	5.1%	81	5.3%	118	7.8%	3	0.2%	1,113	73.1%	15	1.0%	52	3.4%	57	3.7%	1,522	100.0%	
2011	6	0.4%	88	5.5%	90	5.7%	134	8.4%	4	0.3%	1,142	71.9%	15	0.9%	52	3.3%	57	3.6%	1,588	100.0%	
2012	7	0.4%	89	5.7%	91	5.8%	133	8.5%	4	0.3%	1,128	71.9%	18	1.1%	51	3.3%	48	3.1%	1,569	100.0%	
2013	7	0.5%	91	5.9%	96	6.2%	133	8.6%	4	0.3%	1,101	71.1%	18	1.2%	51	3.3%	48	3.1%	1,549	100.0%	
2014	8	0.5%	95	6.0%	99	6.3%	148	9.4%	4	0.3%	1,108	70.2%	18	1.1%	52	3.3%	47	3.0%	1,579	100.0%	
2015	8	0.5%	97	6.3%	101	6.5%	149	9.6%	4	0.3%	1,079	69.6%	18	1.2%	50	3.2%	45	2.9%	1,551	100.0%	
2016	9	0.6%	104	6.6%	101	6.4%	158	10.1%	4	0.3%	1,082	68.9%	19	1.2%	50	3.2%	43	2.7%	1,570	100.0%	
2017	9	0.6%	106	6.7%	106	6.7%	163	10.3%	4	0.3%	1,086	68.6%	16	1.0%	52	3.3%	42	2.7%	1,584	100.0%	
2018	9	0.6%	116	7.3%	111	7.0%	166	10.5%	4	0.3%	1,067	67.4%	17	1.1%	51	3.2%	41	2.6%	1,582	100.0%	
2019	8	0.5%	127	7.8%	123	7.5%	177	10.8%	4	0.2%	1,079	66.1%	16	1.0%	62	3.8%	37	2.3%	1,633	100.0%	
2020	8	0.5%	129	7.9%	124	7.6%	181	11.2%	5	0.3%	1,059	65.2%	16	1.0%	67	4.1%	34	2.1%	1,623	100.0%	
Total																					
2008	2	0.1%	71	4.4%	77	4.8%	107	6.7%	2	0.1%	1,162	72.5%	7	0.4%	72	4.5%	103	6.4%	1,603	100.0%	
2009	5	0.3%	75	4.7%	81	5.0%	114	7.1%	3	0.2%	1,165	72.6%	10	0.6%	67	4.2%	85	5.3%	1,605	100.0%	
2010	5	0.3%	82	5.0%	84	5.2%	122	7.5%	3	0.2%	1,200	73.6%	15	0.9%	60	3.7%	60	3.7%	1,631	100.0%	
2011	6	0.4%	92	5.4%	95	5.6%	139	8.2%	4	0.2%	1,229	72.3%	15	0.9%	60	3.5%	59	3.5%	1,699	100.0%	
2012	7	0.4%	94	5.6%	96	5.7%	137	8.2%	4	0.2%	1,212	72.3%	19	1.1%	59	3.5%	49	2.9%	1,677	100.0%	
2013	7	0.4%	96	5.8%	101	6.1%	138	8.3%	4	0.2%	1,183	71.4%	19	1.1%	59	3.6%	49	3.0%	1,656	100.0%	
2014	8	0.5%	99	5.9%	104	6.2%	153	9.1%	4	0.2%	1,186	70.6%	19	1.1%	60	3.6%	48	2.9%	1,681	100.0%	
2015	8	0.5%	100	6.0%	108	6.5%	155	9.4%	4	0.2%	1,157	69.9%	19	1.1%	58	3.5%	46	2.8%	1,655	100.0%	
2016	9	0.5%	108	6.5%	110	6.6%	165	9.9%	4	0.2%	1,157	69.1%	20	1.2%	57	3.4%	44	2.6%	1,674	100.0%	
2017	9	0.5%	110	6.5%	116	6.9%	169	10.0%	4	0.2%	1,159	68.8%	17	1.0%	58	3.4%	42	2.5%	1,684	100.0%	
2018	9	0.5%	120	7.2%	122	7.3%	173	10.3%	4	0.2%	1,133	67.5%	19	1.1%	57	3.4%	41	2.4%	1,678	100.0%	
2019	8	0.5%	134	7.7%	134	7.7%	185	10.6%	4	0.2%	1,155	66.3%	18	1.0%	68	3.9%	37	2.1%	1,743	100.0%	
2020	8	0.5%	137	7.9%	134	7.7%	188	10.9%	5	0.3%	1,136	65.6%	18	1.0%	72	4.2%	34	2.0%	1,732	100.0%	

1. The calendar years in which the demographic data was released may be found in the first column of the table. The 2008 data reflect the number of justices and judges on the bench as of February 1 of that year. The 2009 through 2019 data reflect the number of justices and judges on the bench as of December 31 of the previous year.

2. The race and ethnicity category descriptions were adapted from definitions used by the U.S. Census Bureau in Census 2000. The same category descriptions were used by the U.S. Census Bureau in Census 2010. See page 21 for descriptions of race and ethnicity categories.

3. "Some other race only" includes respondents who indicated they do not consider themselves to be any of the six identified race and ethnicity categories. To provide the most accurate data, the "some other race only" category includes only those respondents who identified some other race or ethnicity that did not clearly fall within one or more of the six identified categories.

4. "Information not provided" includes non-responses by active justices and judges participating in the survey that did not respond to a given survey question, as well as a smaller group of active justices and judges that have not responded to the survey more generally.

**Demographic Data Provided by Justices and Judges
Relative to Race/Ethnicity
(Gov. Code, § 12011.5(n))
As of December 31, 2019**

Race/Ethnicity Categories

The category descriptions are adapted from definitions used by the U.S. Census Bureau in Census 2000, which for the first time invited respondents to identify more than one category. The same category descriptions were used in Census 2010.

American Indian or Alaska Native: A person having origins in any of the original peoples of North and South America (including Central America), and who maintains tribal affiliation or community attachment.

Asian: A person having origins in any of the original peoples of the Far East, Southeast Asia, or the Indian subcontinent. The category includes persons who indicate their race as Cambodian, Chinese, East Indian, Filipino, Japanese, Korean, Malaysian, Pakistani, Thai, or Vietnamese.

Black or African American: A person having origins in any of the black racial groups of Africa.

Hispanic or Latino: A person of Cuban, Mexican, Puerto Rican, South or Central American, or other Spanish culture or origin, regardless of race.

Native Hawaiian or Other Pacific Islander: A person having origins in any of the original peoples of Hawaii, Guam, Samoa, or other Pacific Islands.

White: A person having origins in any of the original peoples of Europe, the Middle East, or North Africa.