



# Welcome to the 29<sup>th</sup> Annual AB 1058 Conference

September 19, 2025

# IV-D Resources and Tools to Locate Income

Presented by:

Jim Allen, Attorney for Ventura County DCSS

Brian Racine, Attorney for Sacramento County DCSS



## ***In re Marriage of Schulze (1997) 60 Cal.App.4th 519***

"[T]he algebraically based computation method has been likened to something out of Alice in Wonderland. Actually, it is worse than that. The system is a kind of hybrid of quantum physics and Zen philosophy. Support is calculated on after-tax income, but after-tax income may be itself affected by the support order! Thus, in a manner reminiscent of an attempt to pin down an electron or the image of a snake eating its own tail, the nooks and crannies of the computer program involved in this case contain sophisticated feedback loops which seek, in essence, to continually adjust for the tax effects of a given order, but at the same time formulate an order in light of those same tax effects. The complexity is compounded because not only does every child support calculation in California now require the parties to do their tax returns (a fiendishly complicated process by itself), but on top of the tax computations an algebraic formula must be applied to the result. For a judge trying to manually apply the law, it would be like taking an algebra exam after doing somebody else's tax returns."

# Income and Expense Declaration (FL-150)

Rule of Court 5.260(a): For all hearings involving child or spousal support, both parties must complete, file, and serve a current Income and Expense Declaration on all parties. A party responding to a request for support orders must include a current Income and Expense Declaration.

"Current" means the form has been completed within the past three months provided no facts have changed. The form must be sufficiently completed to allow the court to make an order

Remember, the burden is on the moving party to substantiate a material change in circumstance. Has the party completed the FL-150 accurately and complied with the form's direction or the court's separate order to provide documentation to establish their income and any changes from the entry of the prior order.

# Income and Expense Declaration (FL-150)

Page 2 (Top): Attach last two months of pay stubs and proof of any other income along with latest tax return.

**FL-150**

PETITIONER: RESPONDENT: OTHER PARTY/PARENT/CLAIMANT:	CASE NUMBER:
--	--------------

**Attach copies of your pay stubs for the last two months and proof of any other income. Take a copy of your latest federal tax return to the court hearing. (Black out your Social Security number on the pay stub and tax return.)**

5. **Income** (For average monthly, add up all the income you received in each category in the last 12 months and divide the total by 12.)

	Last month	Average monthly
a. Salary or wages (gross, before taxes).....	\$ _____	_____
b. Overtime (gross, before taxes).....	\$ _____	_____
c. Commissions or bonuses.....	\$ _____	_____



# Income and Expense Declaration (FL-150)

Page 2 (Section 7 Self Employment): Attach a profit and loss statement for the last two years or a Schedule C from your last federal tax return.

7. **Income from self-employment, after business expenses for all businesses**..... \$ \_\_\_\_\_

I am the  owner/sole proprietor  business partner  other (specify): \_\_\_\_\_

Number of years in this business (specify): \_\_\_\_\_

Name of business (specify): \_\_\_\_\_

Type of business (specify): \_\_\_\_\_

**Attach a profit and loss statement for the last two years or a Schedule C from your last federal tax return. Black out your Social Security number. If you have more than one business, provide the information above for each of your businesses.**

8.  **Additional income.** I received one-time money (lottery winnings, inheritance, etc.) in the last 12 months (specify source and amount): \_\_\_\_\_

9.  **Change in income.** My financial situation has changed significantly over the last 12 months because (specify): \_\_\_\_\_



# Income and Expense Declaration (FL-150)

Page 2 (Section 11 Assets):

## 11. Assets

	Total
a. Cash and checking accounts, savings, credit union, money market, and other deposit accounts.....	\$ <input type="text"/>
b. Stocks, bonds, and other assets I could easily sell.....	\$ <input type="text"/>
c. All other property, <input type="checkbox"/> real and <input type="checkbox"/> personal (estimate fair market value minus the debts you owe).....	\$ <input type="text"/>

The court can attribute a reasonable rate of return to assets. Often this is done by the court determining a reasonable (low risk) rate of return (*In re Marriage of Destein* (2001) 91 Cal.App.4th 1386.)

The earning capacity doctrine allows a trial court to consider the parent's ability to receive income from assets. (*In re Marriage of Dacumos* (1999) 76 Cal.App.150,154.)

A parent cannot shirk the obligation to support their child by underutilizing income-producing assets. (*In re Marriage of Schlafly* (2007) 149 Cal.App.4th 747,754.)



# Income and Expense Declaration (FL-150)

## Options for incomplete or untrustworthy financial statements:

**Impute Income:** When the credibility of one parent is questionable, the court may resort to imputing income because it finds financial statements are misleading and unreliable. (*IRMO Barth* (2012) 210 Cal.App.4th 363,376-377.)

**Sanctions:** A court may find for issue/evidentiary sanctions for non-compliance with a court's prior order on discovery. (CCP 2020.030,2030.010.)

# CSE (Child Support Enforcement System)

Interface Portal with California Parent Locator Service and Federal Parent Locator Service / Federal Case Registry systems

CSE can receive employment/income/state and federal benefits information automatically for the Payor (PPS/NCP) and for the Payee (PRS/CP) if manually requested by the LCSA.

# CSE (Child Support Enforcement System)

Interface information in CSE may include:

Employer Name (NDNH / EDD-Employee Registry)

Quarterly Reported Income (Employer to EDD)

Veterans Affairs Benefit (Often does not include GI Bill funds)

EDD State Disability/Unemployment Benefits

SSI/SSDI Benefits

1099 Income (1099 NEC-Lyft/Uber; 1099-K Third Party  
Vendor; 1099-R Retirement Cash Out; 1099-B  
Stock/Bond Transactions)

Interest Data (FTB)

# CSE (Child Support Enforcement System)

## CSE FORMS TO DETERMINE EMPLOYMENT/INCOME HISTORY

Wage and Insurance Verification (sent to employer)

Request for Retirement Account Information (sent to Plan Administrator)

Request for State Income Tax Return (sent to FTB)

Request to Financial Institution (Gov. Code 7480)

Administrative Subpoena (Gov. Code 7474, 7480, 42 U.S.C. 666(c))

# Federal Parent Locator System Portal

Allows a LCSA to submit for an electronic request for:

FPLS Quarterly Income

DoD/VA Entitlements

Social Security Benefits (SSI/SSDI/Derivative/Death)

Query Interstate Cases for Kids (QUICK)

# Gig Employment / 1099 Contractors

"Employer" includes any person or entity paying "earnings." (FC 5210)

"Earnings" includes payments due for services of independent contractors...(FC 5206(b).) Any other payments or credits due or becoming due regardless of source. (Subd. (f))

Upon receipt of a written request from a local child support agency...[e]very employer, specified in Section 5210...shall cooperate with and provide relevant employment and income information that they have in their possession to the local child support agency...(FC 17512(a)).

# The Work Number (Equifax)

Employment verification directly from the employer to TWN interface.

LCSA's were able to access real time employment and wage information for participating employers up to May 2025.

Often the response includes historical wage income for the prior two years and a breakdown of base income and bonus income.

Historical Pay Period Summary				
Pay Period End Date	Pay Date	Hours Worked	Gross Earnings	Net Earnings
01/23/2022	01/28/2022	85.47	\$2,818.75	\$1,467.09
01/09/2022	01/14/2022	76.08	\$2,512.03	\$1,300.76
12/27/2021	12/30/2021	90.43	\$2,665.35	\$1,337.99

Income and Deductions					
Employee Rate of Pay:	\$32.00				
Employee Pay Frequency:	Hourly				
Avg. Hrs. Worked / Pay Period:	85				
Pay Cycle:	Biweekly				
Annual Income Summary					
	Base Salary	Overtime	Bonus	Other	Total
2022	\$4,096.00	\$410.40	\$0.00	\$824.38	\$5,330.78
2021	\$45,550.75	\$8,473.05	\$1,100.00	\$19,850.34	\$74,974.14
2020	\$21,666.32	\$7,771.53	\$500.00	\$3,370.54	\$33,308.39

# Experian Verify: Employment and Income Verification Portal (Social Service Access)

Very similar to TWN (Equifax), Experian offers a portal for employment and income verification with a breakdown of their pay period earnings, year-to-date earnings, and base hourly rate of pay.

There are a multitude of employers participating/enrolled.

Presently registration for LCSA staff is **free** under Social Services access.

## Income & Employment Verification Fulfillment Portal

Simple, secure and confidential. Experian Verify™ is your portal for efficient verification fulfillment with unsurpassed data accuracy.



I am a Social Service Verifier

Complimentary access to employment and income information to verify government assistance program eligibility.

Need to register? [Click Here](#)

[Login here](#)

# Experian Verify



Income Verification Report: [REDACTED]

**PLEASE NOTE:** This report is for non-commercial use only. Using this report for consumer verification purposes could violate the Fair Credit Reporting Act and may result in a fine. If you are a lender, pre-employment screening firm, or prospective employer, and need to perform a verification, please visit [experianverify.com](https://experianverify.com) where you can secure this information.

## Request Details (ID 89101FC8)

Request date: 8/5/2025

Status: Completed on 8/5/2025 2:39 PM PT

Requester: Brian Racine

Sacramento County Department of Child Support Services  
916-876-6548

FCRA permissible purpose: **Child Support Determination** - For use by state and local officials in connection with the determination of child support payments, or modifications and enforcement thereof

Reference/loan #: [REDACTED]

## Employment Information - last updated on 7/22/2025

Employee name: [REDACTED]

SSN: [REDACTED]

Employer: Union Pacific

FEIN: 946001323

Employer address: 1400 Douglas Street  
Omaha, NE 68179

Job title: Eject Lead Mech

Union affiliation: IBEW

Employment status: Active

Last pay date: 7/25/2025

Start date: 12/9/2024

## Employee Personal Information

Home address: [REDACTED]

United States

## Income Information - last updated on 7/22/2025

	2025 YTD	2024	
Base Total:	\$48,808.43	\$1,641.20	
Overtime Total:	\$4,191.06	\$0.00	
Total Gross:	\$52,999.49	\$1,641.20	

Current/last pay rate: \$41.53 Hourly

Last pay date: 7/25/2025

Pay frequency: Semi-monthly

## Pay Period Information

Pay date	Period end	Gross
7/25/2025	7/15/2025	\$4,359.18
7/10/2025	6/30/2025	\$3,536.58
6/25/2025	6/15/2025	\$3,784.76
6/10/2025	5/31/2025	\$3,700.70
5/23/2025	5/15/2025	\$3,946.88
5/9/2025	4/30/2025	\$5,233.60
4/25/2025	4/15/2025	\$3,610.64
4/10/2025	3/31/2025	\$3,610.64
3/25/2025	3/15/2025	\$2,790.04
3/10/2025	2/28/2025	\$3,282.40
2/25/2025	2/15/2025	\$3,282.40
2/10/2025	1/31/2025	\$3,938.88
1/24/2025	1/15/2025	\$3,446.52
1/10/2025	12/31/2024	\$3,782.15
12/24/2024	12/15/2024	\$1,641.20

Please note that the pay period income below represents the total income for the paycheck, including reimbursements, which are not reflected in the above year to date income.

# Credit Reports

LCSA's will often have access to run a credit report for purposes of establishing or enforcing a child support order.

Credit reports can show the timely minimum payments that a case participant is making on revolving/installment debt obligations.

The court has discretion to utilize their expenses as a basis for setting child support.

# Administrative Subpoena

Along with the ability to issue Civil Subpoenas for records and/or a personal appearance, LCSA's have the authority to issue Administrative Subpoenas to establish and enforce child support orders.

Allows for discovery of:

- Financial/Bank Monthly Statements reflecting deposits outside of known employment, lifestyle choices.
- Applications for Loan/Financing/Mortgage signed by the PPS/NP on what their income is.

# Medi-Cal Eligibility Data System (MEDS)

Statewide benefits system that contains public assistance information for case participants to include Social Security benefits and detailed information on SSI/SSDI applications, denials, and appeals.

Denial codes often provide a LCSA with an indication that a participant was found to still be employable or failed to provide documentation to substantiate a permanent disability.

# California Statewide Automated Welfare System (CalSAWS)

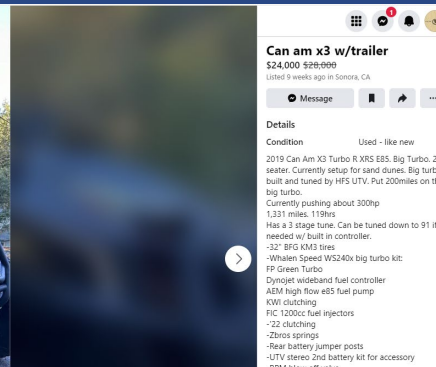

Statewide IV-A public assistance system allowing LCSA's to check the status of a participant's receipt of benefits in any California County.

Provides access to the IV-A eligibility worker's case notes and case document imaging where application and proof of income are detailed.


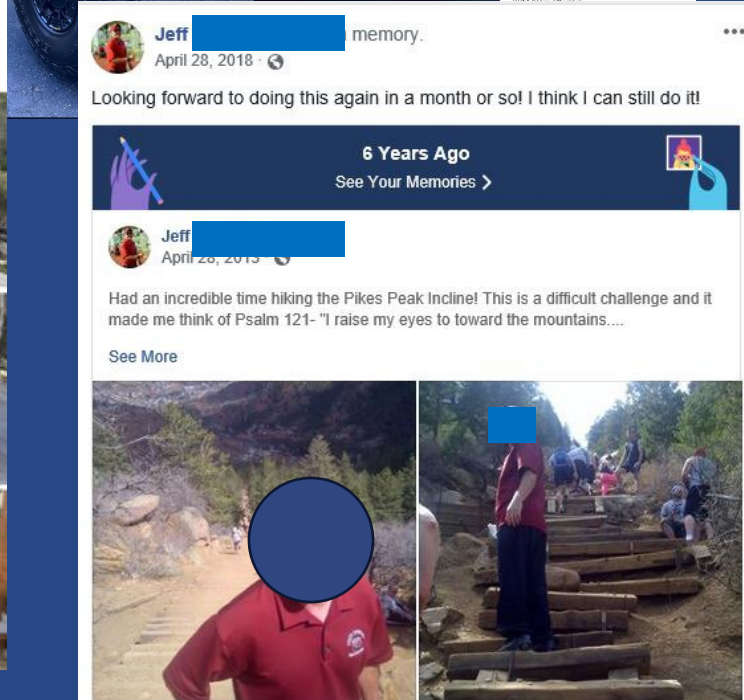
IV-A Eligibility Worker's have access to the DSS Income And Eligibility Verification System (IEVS) to verify an individuals income to qualify for public assistance programs. The interface is real time information with EDD, SSA, FTB.

# Social Media

Social Media may reflect assets, actual income, earning capacity and ability to work.



Sooooo..... this happened last night! I'm speechless [redacted]!!!!  
Quite a feat! I LOVE THIS CAR!!!!!! 😊  
😊 This is such a thoughtful act & there aren't really enough words of gratitude I can say! This car is a symbol of just how hard you have worked in spite of the countless obstacles in your path.



# Military Pay

Through electronic interface requests, a LCSA should have been able to verify that a case participant is an active duty service member, what Branch they are serving in, and their Active Duty Start Date.

[How to Read a Leave and Earning Statement \(by Branch of Service\):](#)

*<https://www.dfas.mil/militarymembers/payentitlements/aboutpay.html>*

[Military Pay Tables \(by Branch, Rank, Years of Service\):](#)

*<https://www.dfas.mil/militarymembers/payentitlements/Pay-Tables.html>*

[Basic Allowance for Housing Rate Lookup \(by Zip Code and Rank\):](#)

*<https://www.travel.dod.mil/Allowances/Basic-Allowance-for-Housing/BAH-Rate-Lookup>*

# Tax Exempt Organizations

IRS provides a public search for Tax Exempt Organizations:

***<https://apps.irs.gov/app.eos>***

Provides the copy of the IRS Form 990 Return to include:

- Contributions and grants/revenue
- Salaries
- Assets
- Compensation of officers

# Judicial Notice: Court Filings

CSE may show other child support cases with documentation to substantiate a party's income. Other Payees on cases may provide a better foundation for the Payor's income to include pay stubs, prior tax statements, profit/loss, social media posts.

Federal Court Case Management System (PACER) may provide Bankruptcy Petition and Plan (Schedule A/I) provides filed statements by a party on what their stated income, property, assets are.

# Local Workforce Development Board

Your Local Workforce Development Board (Career Onestop) through U.S. Department of Labor has vocational and job-placement counselors that may be willing to appear at designated court calendars to offer input and services to those participants who are unemployed or underemployed.

***<https://www.careeronestop.org/LocalHelp/WorkforceDevelopment/find-workforce-development-boards.aspx?&location=CA&curpage=5>***

Your LWDB representative can also provide a foundation for current job openings in your area along with opportunities for free training and grant funded job placement where participating employers get reimbursed for hiring through the LWDB program.

# Parole/Probation (Supervised Release)

Persons on supervised release are often required to seek and maintain employment as a term of release; and/or provide the name of their employer to qualify for alternative sentencing (Home Detention/Ankle Monitor).

# Sources of Government Data

- Quarterly Census of Employment and Wages (QCEW) – **Not Official data set for EDD**
  - Quarterly tax reports from CA employers subject to UI laws and some federal agencies
  - Significant lag time (months after quarter ends)
  - Purpose – Long-term data, benchmarks CES

# Sources of Government Data

- **Current Employment Statistics (CES) – Official data set for EDD**
  - Based on monthly surveys of sample businesses
  - Estimates all employment (not just covered by UI laws)
  - Shows current economic indicators
  - Purpose – to provide timely estimates of monthly employment changes

# Sources of Government Data

- Nearly all the data comes from these two sources
- Other sources:
  - Current Population Survey (Census Bureau)
  - Job Openings and Labor Turnover Survey (JOLTS)

# Government Data – Farm vs Non-Farm

- QCEW and CES surveys do not include farm labor. Current Population Survey (CPS) includes everyone.
- Farm labor has extreme seasonality, has different economic drivers, and has distinct labor laws.
- Hired farmworkers make up less than 1% of all US wage and salary workers (2022)

# Employment Development Department

- The California EDD maintains Labor Market Information
- The data is organized by customer, subject, and geography
- Includes quarterly census of employment and wages

# EDD (Continued)

- The EDD data includes local area unemployment statistics, current employment statistics, interactive maps and data tools.
- Data is specific to California but pulls from many of the same sources as BLS

# Bureau of Labor Statistics

- Part of the US Department of Labor
- Has a variety of data tools based on the surveys conducted
- One of the most beneficial is the “State and Area Employment, Hours, and Earnings” Survey

Office of Employment and Unemployment Statistics and Work Hours : Total Private - Total Private



Click and drag in the plot area to zoom in. Hover over chart to view data.  
Source: U.S. Bureau of Labor Statistics.



Data extracted on: Aug 8, 2025 (5:13:35 PM)

**State and Area Employment, Hours, and Earnings**

**Series Title** : Office of Employment and Unemployment Statistics and Work Hours : Total Private - Total Private  
**Series ID** : SMU06371000500000002  
**Seasonality** : Not Seasonally Adjusted  
**Survey Name** : [State and Area Employment, Hours, and Earnings](#)  
**Measure Data Type** : Average Weekly Hours of All Employees  
**Industry** : Total Private  
**Sector** : Total Private  
**Area** : Oxnard-Thousand Oaks-Ventura, CA

**Latest Observation:**

June 2025

**31.0**

**Jan 2023 - Jun 2025**

Minimum Value: January 2025

**30.3**

Maximum Value: February 2023

**33.4**

**Data Availability:**

2007 - 2025

# Bureau of Labor Statistics (Cont.)

- Every month BLS provides new data and revises the prior two months' data.
- Each month is revised twice
- BLS conducts annual reviews to compare with QCEW data for benchmarking

# Bureau of Labor Statistics – Regional Data

- Data is gathered and organized by region
  - State
  - County
  - Metropolitan Statistical Area (MSA)
  - Metropolitan Divisions

# Bureau of Labor Statistics – Regional Data

- County – Local Government (58 total)
- Metropolitan Statistical Area – Consist of the county or counties associated with at least one urban area of at least 50,000 population, plus adjacent counties having a high degree of social and economic integration. Defined by the Office of Management and Budget. (28)
- Metropolitan Division – if an MSA has a single core with a population of 2.5 million or more, it is subdivided to form smaller groups. (5)
- Micropolitan Statistical Area – urban clusters of more than 10k, but less than 50k, with a high degree of social and economic integration. Data is identified by the County and not Micropolitan Statistical Area (8)

# Bureau of Labor Statistics – Regional Data

Data extracted on: June 9, 2025 (2:25:38 PM)

## State and Area Employment, Hours, and Earnings

**Series Id:** SMU063710005000000002

Not Seasonally Adjusted

**State:** California

**Area:** Oxnard-Thousand Oaks-Ventura, CA

**Supersector:** Total Private

**Industry:** Total Private

**Data Type:** Average Weekly Hours of All Employees

Download: [XLSX](#)

Year	Jan	Feb	Mar	Apr	May	Jun	Jul	Aug	Sep	Oct	Nov	Dec
2015	34.5	35.5	35.4	34.9	34.6	34.9	35.3	35.5	34.2	34.5	34.4	34.1
2016	34.5	34.2	34.6	34.5	34.6	34.0	33.8	34.4	34.5	35.0	34.4	34.2
2017	33.8	33.2	33.3	34.5	33.9	34.1	34.5	34.4	34.1	34.2	34.0	33.7
2018	32.8	33.7	33.3	34.5	33.9	34.2	34.5	33.9	34.5	34.0	33.8	34.8
2019	33.1	33.1	34.0	34.3	34.2	34.8	33.5	34.2	34.6	34.3	34.2	34.8
2020	33.5	34.5	33.8	33.0	34.1	34.6	33.9	34.9	33.8	34.3	34.7	34.3
2021	34.5	34.2	33.3	34.1	34.5	33.8	34.2	34.3	33.3	32.9	33.0	32.9
2022	32.7	32.5	32.7	32.4	33.1	33.2	32.9	33.2	33.1	33.6	32.5	32.9
2023	33.2	33.4	33.0	33.3	32.8	32.6	33.1	32.4	31.7	32.8	31.9	31.5
2024	31.2	31.4	31.6	30.7	30.6	30.9	30.7	30.6	31.1	31.0	30.7	31.6
2025	30.3	31.5	31.3	31.2(P)								

P : Preliminary

# Evidentiary Issues

- Official Records exception – Evidence Code section 1280
  - Writing made by and within the scope of duty of a public employee
  - At or near the act, condition, or event
  - Sources of information and method and time of preparation were such as to indicate its trustworthiness.

# Evidentiary Issues

- Section 1280 does not require testimony as to the identity or mode of preparation of the writing .
- The Court can take judicial notice of the identity of the record itself
- Evidence Code 664 – Official duties are presumed to be regularly performed

# Accessing the Data on BLS

- Finding the correct data in the BLS system is difficult if you are not familiar with the website.
- The following slides are for your reference if you want to find the data yourself

# Using BLS.Gov

**U.S. BUREAU OF LABOR STATISTICS**

HOME ▾ SUBJECTS ▾ **DATA TOOLS ▾** PUBLICATIONS ▾ ECONOMIC RELEASES ▾ CLASSROOM ▾ BETA ▾

**JUN 06** **Payroll employment increases by 139,000 in May; unemployment rate unchanged at 4.2%**  
Total nonfarm payroll employment increased by 139,000 in May, and the unemployment rate was unchanged at 4.2 percent. Employment continued to trend up in health care, leisure and hospitality, and social assistance. Federal government continued to lose jobs.  
[HTML](#) | [PDF](#) | [RSS](#) | [Charts](#)

06/05/2025 **Productivity decreases 1.5% in Q1 2025; unit labor costs increase 6.6% (annual rates)**  
06/04/2025 **Santa Clara, CA, has largest county 4th quarter over-the-year wage gain at 15.0%**  
06/03/2025 **April job openings, hires, and total separations change little**  
05/29/2025 **Labor productivity increases in 32 of 46 wholesale and retail trade industries in 2024**

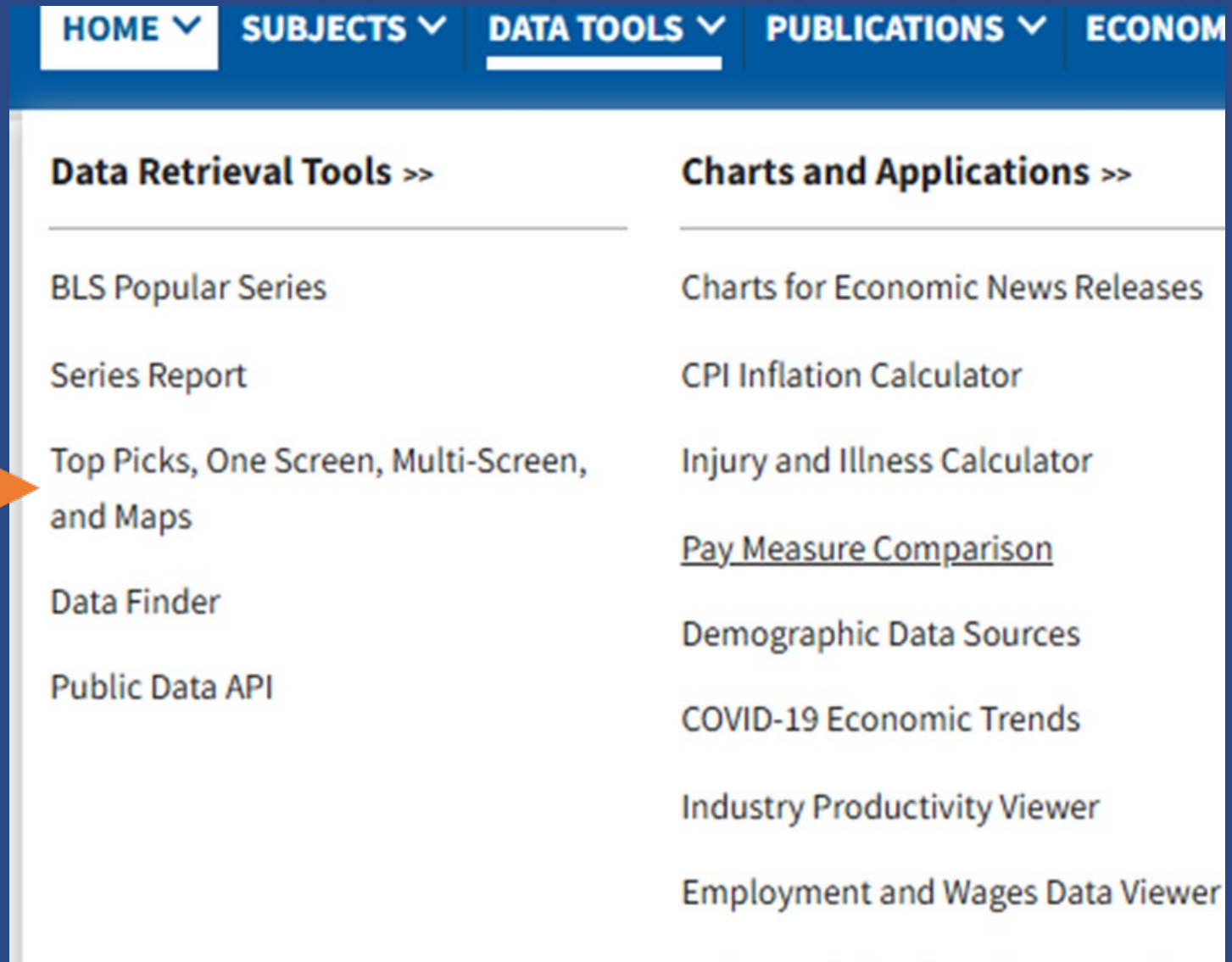
[All Releases >>](#)

Northeast	Mid-Atlantic	Southeast	Midwest
Southwest	Mountain-Plains	West	

**Geographic Information**

BLS offers many types of data for regions, states

# Using BLS.Gov



The image shows a screenshot of the BLS.Gov website's navigation menu. The menu is located at the top of the page and includes the following items: HOME, SUBJECTS, DATA TOOLS, PUBLICATIONS, and ECONOMY. The 'DATA TOOLS' menu item is currently selected and highlighted with a white underline. Below the navigation bar, the 'DATA TOOLS' dropdown menu is open, displaying two columns of links. The left column is titled 'Data Retrieval Tools >>' and contains the following links: BLS Popular Series, Series Report, Top Picks, One Screen, Multi-Screen, and Maps, Data Finder, and Public Data API. The right column is titled 'Charts and Applications >>' and contains the following links: Charts for Economic News Releases, CPI Inflation Calculator, Injury and Illness Calculator, Pay Measure Comparison, Demographic Data Sources, COVID-19 Economic Trends, Industry Productivity Viewer, and Employment and Wages Data Viewer. An orange arrow points from the left edge of the image to the 'Top Picks, One Screen, Multi-Screen, and Maps' link in the 'Data Retrieval Tools' column.

**HOME** ▾ **SUBJECTS** ▾ **DATA TOOLS** ▾ **PUBLICATIONS** ▾ **ECONOMY** ▾

**Data Retrieval Tools >>**
























- BLS Popular Series
- Series Report
- Top Picks, One Screen, Multi-Screen, and Maps
- Data Finder
- Public Data API

**Charts and Applications >>**


- Charts for Economic News Releases
- CPI Inflation Calculator
- Injury and Illness Calculator
- Pay Measure Comparison
- Demographic Data Sources
- COVID-19 Economic Trends
- Industry Productivity Viewer
- Employment and Wages Data Viewer

# Using BLS.Gov


## Employment

Database Name	Special Notice	Top Picks	Data Finder	One Screen	Multi-Screen	Tables	Text Files
<b>Monthly</b>							
<b>Employment, Hours, and Earnings - National</b> (Current Employment Statistics - CES)	 SPECIAL NOTICE	 TOP PICKS	 DATA FINDER	 ONE SCREEN	 MULTI-SCREEN	 TABLES	 TEXT FILES
<b>Employment, Hours, and Earnings - State and Metro Area</b> (Current Employment Statistics - CES)	 SPECIAL NOTICE	 TOP PICKS	 DATA FINDER	 ONE SCREEN	 MULTI-SCREEN	 TABLES	 TEXT FILES
<b>Labor Force Statistics</b> (Current Population Survey - CPS)		 TOP PICKS	 DATA FINDER	 ONE SCREEN		 TABLES	 TEXT FILES
<b>Job Openings and Labor Turnover Survey (JOLTS)</b>	 SPECIAL NOTICE	 TOP PICKS		 ONE SCREEN	 MULTI-SCREEN		 TEXT FILES


# Using BLS.Gov

**1 Select one or more States** 


- 00 All States
- 01 Alabama
- 02 Alaska
- 04 Arizona
- 05 Arkansas
- 06 California**
- 08 Colorado
- 09 Connecticut
- 10 Delaware
- 11 District of Columbia

**2 Select one or more Areas** 

- 32900 Merced, CA
- 33700 Modesto, CA
- 34900 Napa, CA
- 36084 Oakland-Fremont-Berkeley, CA Metropolitan Division
- 37100 Oxnard-Thousand Oaks-Ventura, CA**
- 39820 Redding, CA
- 40140 Riverside-San Bernardino-Ontario, CA
- 40900 Sacramento-Roseville-Folsom, CA
- 41500 Salinas, CA
- 41740 San Diego-Chula Vista-Carlsbad, CA

**3 Select one or more Supersectors** 

- 00 Total Nonfarm
- 05 Total Private**
- 06 Goods Producing
- 07 Service-Providing
- 08 Private Service Providing
- 10 Mining and Logging
- 15 Mining, Logging, and Construction
- 20 Construction
- 30 Manufacturing
- 31 Durable Goods

**4 Select one or more Industries** 

- 05000000 Total Private**

# Using BLS.Gov

## 5 Select one or more Data Types

- 01 All Employees, In Thousands
- 02 Average Weekly Hours of All Employees
- 03 Average Hourly Earnings of All Employees, In Dollars
- 11 Average Weekly Earnings of All Employees, In Dollars

## 6 Select Seasonal Adjustment

- Seasonally Adjusted
- Not Seasonally Adjusted

Add to selection

Clear selection

Your selection : (1 series selected) NOTE: Select a maximum of 200 series.

Not Seasonally Adjusted California Oxnard-Thousand Oaks-Ventura, CA Total Private Average Weekly Hc

Get Data

**THANK YOU!**

Any Questions or Comments?

**Brian Racine**

Child Support Attorney  
Sacramento County DCSS  
*Racineb@saccounty.gov*

**Jim Allen**

Child Support Attorney  
Ventura County DCSS  
*Jim.Allen@ventura.org*

**Selis Koker**

Chief Counsel  
California DCSS  
*Selis.Koker@dcss.ca.gov*

Thank you for attending and for everything you do in building a brighter tomorrow for children.

