


Meeting Binder for Court Facilities Advisory Committee

MAY 15, 2015



JUDICIAL COUNCIL
OF CALIFORNIA

OPERATIONS AND PROGRAMS DIVISION
CAPITAL PROGRAM



Meeting Binder
Court Facilities Advisory
Committee (Teleconference)

May 15, 2015

CONTENTS

1	Agenda
2	Draft Meeting Minutes March 24, 2015 April 21, 2015
3	Catalog of Courtroom Layouts for California Trial Courts
4	Draft Water Conservation Policy for Capital-Outlay Projects
5	Court Facilities Advisory Committee Roster





JUDICIAL COUNCIL
OF CALIFORNIA

COURT FACILITIES
ADVISORY COMMITTEE

www.courts.ca.gov/cfac.htm
cfac@jud.ca.gov

COURT FACILITIES ADVISORY COMMITTEE
OPEN MEETING AGENDA

Open to the Public (Cal. Rules of Court, rule 10.75(c)(1))

THIS MEETING IS BEING RECORDED

Date: May 15, 2015
Time: 12:00–1:00 PM
Location: Conference Call
Public Call-In Number (877) 820-7831 and enter Passcode: 1027209

Meeting materials will be posted on the advisory body web page on the California Courts website at least three business days before the meeting.

In accordance with California Rules of Court, rule 10.75(k)(1), written comments pertaining to any agenda item of a regularly noticed open meeting—which is conducted by conference call—can be submitted up to one complete business day before the meeting. For this specific meeting, comments should be e-mailed to cfac@jud.ca.gov or mailed or delivered to 455 Golden Gate Avenue, San Francisco, CA 94102, attention: Chris Magnusson. Only written comments received by 5:00 PM on May 14, 2015, will be provided to advisory body members.

Agenda items are numbered for identification purposes only and will not necessarily be considered in the indicated order.

I. OPEN MEETING (CAL. RULES OF COURT, RULE 10.75(C)(1))

Call to Order, Roll Call, and Opening Remarks

Approval of Minutes

Approve minutes of the Court Facilities Advisory Committee meetings held on March 24, 2015, and April 21, 2015.

II. DISCUSSION AND ACTION ITEMS (ITEMS 1–2)

Item 1

Catalog of Courtroom Layouts for California Trial Courts (Action Required)

Review June 2015 catalog for use in the design of new courthouses.

Presenter: Mr. Clifford Ham, Principal Architect, Capital Program

Item 2

Water Conservation Policy for Capital-Outlay Projects (Action Required)

Review proposed policy to align capital project designs with Governor's mandated water conservation goals.

Presenter: Mr. Clifford Ham, Principal Architect, Capital Program

III. ADJOURNMENT

Adjourn



JUDICIAL COUNCIL OF CALIFORNIA

COURT FACILITIES
ADVISORY COMMITTEE

www.courts.ca.gov/cfac.htm
cfac@jud.ca.gov

COURT FACILITIES ADVISORY COMMITTEE: COURTHOUSE COST REDUCTION SUBCOMMITTEE MEETING

MINUTES OF OPEN MEETING

March 24, 2015

1:30 PM–4:00 PM

Judicial Council of California – San Francisco Office

**Advisory Body
Members Present:**

Hon. Brad R. Hill, Chair
Hon. Patricia M. Lucas, Vice-Chair
Hon. Donald C. Byrd
Mr. Anthony P. Capozzi
Hon. Samuel K. Feng
Hon. Robert D. Foiles
Ms. Melissa Fowler-Bradley
Hon. William F. Highberger
Hon. Jeffrey W. Johnson
Hon. Laura J. Masunaga
Mr. Stephen Nash
Hon. Gary R. Orozco
Hon. David Edwin Power
Ms. Linda Romero-Soles
Mr. Larry Spikes
Mr. Kevin Stinson
Mr. Val Toppenberg
Hon. Robert J. Trentacosta
Mr. Thomas J. Warwick, Jr.

**Advisory Body
Members Absent:**

Mr. Stephan Castellanos, FAIA
Hon. Keith D. Davis

Others Present:

The following Judicial Council staff was present:
Ms. Keby Boyer, Communications
Mr. Steven Chang, Finance
Ms. S. Pearl Freeman, Capital Program
Mr. William J. Guerin, Capital Program
Ms. Angela Guzman, Capital Program
Mr. Clifford Ham, Capital Program
Mr. Burt Hirschfeld, Real Estate and Facilities Management
Ms. Donna Ignacio, Capital Program
Ms. Kristine Metzker, Capital Program
Ms. Leslie Miessner, General Counsel
Ms. Kelly Quinn, Capital Program
Ms. Leah Rose-Goodwin, Manager, Office of Court Research
Mr. Nick Turner, Real Estate and Facilities Management
Mr. Robert Uvalle, Capital Program

OPEN MEETING

Call to Order, Roll Call and Opening Remarks

Hon. Brad R. Hill, chair of the Court Facilities Advisory Committee (CFAC) called the CFAC portion of the joint meeting to order at 1:15 PM, and Ms. Kristine Metzker, staff to the advisory committee, took roll call.

Approval of Minutes

The committee reviewed and approved the minutes of the December 3, 2014, CFAC meeting.

DISCUSSION AND ACTION ITEMS

Item 1

Update on SB 1407 Financial Status

The committee heard a report from staff on the SB 1407 fund and filings data and other fund drivers. Justice Hill concluded the discussion indicating that the status of SB 1407 revenues will be an ongoing topic of the committee. He indicated the need to collect information and expertise from various sources, including staff and court members, to assist with analyzing the data. There was no action requested from the committee at this time.

INFORMATION ONLY ITEMS

Item 1

Project Labor Agreements – Experience with New San Diego Central Courthouse

Justice Hill welcomed members of the public who were present to speak on the project labor agreements (PLA) discussion. He indicated that the committee would look at the project's experience with the PLA periodically throughout its construction phase to assess use of the PLA, as well as receive input from members of the public on the use of PLAs. Justice Hill announced the start of the public comments portion of the meeting and the persons listed below were invited to speak.

The following individuals offered their comments:

Ms. Cheri Cabral, representative from the California Construction Labor Management Cooperative Trust (LMCT)

Mr. John Loudon, Executive Director, California Construction Compliance Group

Mr. Eric Christen, Executive Director, Coalition for Fair Employment in Construction

Mr. Richard Markuson, representative from the Western Electrical Contractors Association,

Mr. Jeremy Smith, representative from the State Building and Construction Trades Council

Mr. Brian Johnson, Superintendent from Helix Electric

Mr. Peter Casazza, representative from Berg Electric

Mr. Matt Liefer, Project Manager from Helix Electric

Justice Hill thanked each of the speakers for sharing their comments and information on the PLAs. He added that the speakers had an additional seven days to submit additional information for the committee to review. The information shared during the public comment would be reviewed and passed along to the members of the Judicial Council and ultimately to the Administrative Director for consideration. The quarterly reports created on the San Diego Courthouse will continue to be generated to provide additional analysis on the PLAs.

A D J O U R N M E N T

There being no further business, the meeting was adjourned at 3:45 PM.

Approved by the advisory body on _____.



JUDICIAL COUNCIL OF CALIFORNIA

www.courts.ca.gov/cfac.htm
cfac@jud.ca.gov

COURT FACILITIES
ADVISORY COMMITTEE

COURT FACILITIES ADVISORY COMMITTEE

MINUTES OF OPEN MEETING

April 21, 2015
12:15 PM – 12:45 PM
Conference Call

Advisory Body Members Present: Hon. Brad R. Hill, Chair
Mr. Anthony P. Capozzi
Hon. Keith D. Davis
Hon. Samuel K. Feng
Hon. Robert. D. Foiles
Ms. Melissa Fowler-Bradley
Hon. Steven E. Jahr (Ret.)
Hon. Laura J. Masunaga
Mr. Stephen Nash
Hon. Gary R. Orozco
Hon. David Edwin Power
Ms. Linda Romero Soles
Mr. Larry Spikes
Mr. Kevin Stinson
Hon. Robert J. Trentacosta

Advisory Body Members Absent: Hon. Donald Cole Byrd
Mr. Stephan Castellanos, FAIA
Hon. William F. Highberger
Hon. Jeffrey W. Johnson
Hon. Patricia M. Lucas, Vice-Chair
Mr. Val Toppenberg
Mr. Thomas J. Warwick, Jr.

Others Present: The following Judicial Council staff was present:
Mr. Curtis L. Child, Chief Operating Officer
Mr. William J. Guerin, Capital Program
Ms. Angela Guzman, Capital Program
Mr. Burt Hirschfeld, Real Estate & Facilities Management
Mr. Charles Martel, Legal Services
Ms. Kristine Metzker, Capital Program
Ms. Leslie G. Miessner, Legal Services
Ms. Kelly Quinn, Capital Program

OPEN MEETING

Call to Order and Roll Call

The chair called the meeting to order at 12:15 PM.

DISCUSSION AND ACTION ITEMS

Item 1

Existing San Diego County Courthouse: Disposition and Demolition

Hon. Brad R. Hill, chair, introduced Hon. Steven E. Jahr (Ret.) as a new member to the advisory committee, thanking him for his participation.

Mr. Curtis Child provided an overview of the proposal explaining that as part of the San Diego property transaction, the Judicial Council became the owner of the old courthouse and jail and the land on which these buildings sit. He stated that the Judicial Council has the responsibility to demolish the old courthouse and jail currently occupied by the Superior Court of San Diego County, after the new courthouse is completed in December 2016. He indicated that Judicial Council staff will be preparing a Request for Proposal (RFP) in the near future to solicit offers for the land, which requires legislation for their disposition.

Mr. Charles Martel indicated that the future disposal of the San Diego property was contemplated, as documented in the 2009 funding request for the project, to offset some of the costs of new courthouse. He explained that the proposed legislation is needed to allow the Judicial Council the authority to dispose of the San Diego property, because it is still in use and therefore does not qualify as surplus property. He indicated that the proposed legislation was developed with input from the State Department of Finance. He noted that included in the future RFP and in exchange for the San Diego property, the buyer would be asked to take on the following obligations for the Judicial Council: demolition of the existing courthouse including two bridges, repairs to the façade of the adjacent buildings where the bridges were removed, replacement of the chilled-water system running through the existing courthouse supplying other county buildings, and—if possible—construction of a prisoner transport tunnel to the new courthouse.

Ms. Kelly Quinn indicated that with the advisory committee's vote, the recommendation would move to the Judicial Council's Policy Coordination and Liaison Committee for consideration at its meeting on April 30, 2015.

Action: The advisory committee—with the exception of Hon. David Edwin Power as an Ex-Officio, non-voting member and of the members who were absent as shown above—voted unanimously on the following motion:

1. The Court Facilities Advisory Committee recommends that the Judicial Council sponsor legislation authorizing the Judicial Council to dispose of the San Diego Property at its fair market value in exchange for cash to pay for, or the in-kind performance of, certain Judicial

Council obligations to the County of San Diego undertaken as a result of the Judicial Council's acquisition of the San Diego Property and the property on which the New Courthouse is being constructed, and, if possible, construction of an underground inmate transportation tunnel between the New Courthouse and the County central jail on Front Street, or some combination thereof, with any excess proceeds applied to rental or debt service payments owed with respect to the bond financing for the New Courthouse.

A D J O U R N M E N T

There being no further business, the meeting was adjourned at 12:45 PM.

Approved by the advisory body on _____.



CATALOG OF COURTROOM LAYOUTS FOR CALIFORNIA TRIAL COURTS

June 2015

TABLE OF CONTENTS

TRIAL COURTROOM EXAMPLES

COUNTY	CITY	COURTHOUSE NAME	TOTAL SQUARE FEET *	SPECTATOR SEATING CAPACITY**	PAGE
CENTER BENCH					
Calaveras	San Andreas	Superior Court of California, Calaveras County Courthouse	1600	43	6
Los Angeles	Long Beach	Governor George Deukmejian Courthouse	1950	44	8
Riverside	Banning	Banning Justice Center	1900	74	10
Sacramento	Sacramento	Gordon D. Schaber Sacramento County Courthouse	1850	48	12
San Diego	San Diego	San Diego Central Courthouse	1700	46	14
San Joaquin	Stockton	Superior Court of San Joaquin County Stockton Courthouse	1700	60	16
Sutter	Yuba City	Superior Court of California, County of Sutter	1800	64	18
Yolo	Woodland	Yolo Superior Court, State of California	1980	46	20
Typical Trial Courtroom–Center Bench A			1850	48	22
Typical Trial Courtroom–Center Bench B			1950	51	24
CORNER BENCH					
Contra Costa	Pittsburg	Richard E. Arnason Justice Center	1750	50	26
Mono	Mammoth Lakes	Mammoth Lakes Courthouse	1800	46	28
San Bernardino	San Bernardino	San Bernardino Justice Center	1700	50	30
Typical Trial Courtroom - Corner Bench A			1796	46	32
Typical Trial Courtroom - Corner Bench B			2056	52	34

LARGE TRIAL COURTROOM EXAMPLES

COUNTY	CITY	COURTHOUSE NAME	TOTAL SQUARE FEET *	SPECTATOR SEATING CAPACITY**	PAGE
CENTER BENCH					
Los Angeles	Long Beach	Governor George Deukmejian Courthouse	2200	80	38
San Diego	San Diego	San Diego Central Courthouse	2100	98	40
San Joaquin	Stockton	Superior Court of San Joaquin County Stockton Courthouse	2470	142	42
Sutter	Yuba City	Superior Court of California, County of Sutter	2100	94	44
Yolo	Woodland	Yolo Superior Court, State of California	2500	94	46
Typical Large Trial Courtroom - Center Bench A			2050	71	48
Typical Large Trial Courtroom - Center Bench B			2250	74	50
Typical Large Trial Courtroom - Center Bench C			2200	52	52
Typical Large Trial Courtroom - Center Bench D			2445	84	54
CORNER BENCH					
Typical Large Trial Courtroom - Corner Bench A			2008	65	56
Typical Large Trial Courtroom - Corner Bench B			2285	73	58

DOUBLE JURY COURTROOM EXAMPLES

COUNTY	CITY	COURTHOUSE NAME	TOTAL SQUARE FEET *	SPECTATOR SEATING CAPACITY**	PAGE
CENTER BENCH					
Los Angeles	Long Beach	Governor George Deukmejian Courthouse	2150	52	62
San Diego	San Diego	San Diego Central Courthouse	2100	64	64
CORNER BENCH					
San Bernardino	San Bernardino	San Bernardino Justice Center	2400	92	66

ARRAIGNMENT COURTROOM EXAMPLES

COUNTY	CITY	COURTHOUSE NAME	TOTAL SQUARE FEET *	SPECTATOR SEATING CAPACITY**	PAGE
CENTER BENCH					
Los Angeles	Long Beach	Governor George Deukmejian Courthouse	2300	92	70
San Diego	San Diego	San Diego Central Courthouse	1800	98	72
CORNER BENCH					
Contra Costa	Pittsburg	Richard E. Arnason Justice Center	2000	92	74

TRAFFIC COURTROOM EXAMPLES

COUNTY	CITY		TOTAL SQUARE FEET *	SPECTATOR SEATING CAPACITY**	PAGE
CENTER BENCH					
Contra Costa	Pittsburg	Richard E. Arnason Justice Center	2100	92	78
Los Angeles	Long Beach	Governor George Deukmejian Courthouse	2250	124	80
CORNER BENCH					
San Bernardino	San Bernardino	San Bernardino Justice Center	2250	104	82

FAMILY COURTROOM EXAMPLES

COUNTY	CITY		TOTAL SQUARE FEET *	SPECTATOR SEATING CAPACITY**	PAGE
CENTER BENCH					
San Diego	San Diego	San Diego Central Courthouse	1700	46	86
San Joaquin	Stockton	Superior Court of San Joaquin County Stockton Courthouse	1700	74	88
Santa Clara	Santa Clara	Santa Clara Family Justice Center	1700	52	90

HOLDING CORE EXAMPLES

	TOTAL SQUARE FEET	TOTAL RATED CAPACITY	PAGE
Typical Holding A	572	4	95
Typical Holding B	605	7	96
Typical Holding C	496	4	97

*Includes ramp in corridor where applicable

**Wheelchair Spaces added to total spectator seating capacity

TRIAL COURTROOM EXAMPLES

TRIAL COURTROOM EXAMPLES

COUNTY	CITY	COURTHOUSE NAME	TOTAL SQUARE FEET *	SPECTATOR SEATING CAPACITY**	PAGE
CENTER BENCH					
Calaveras	San Andreas	Superior Court of California, Calaveras County Courthouse	1600	43	6
Los Angeles	Long Beach	Governor George Deukmejian Courthouse	1950	44	8
Riverside	Banning	Banning Justice Center	1900	74	10
Sacramento	Sacramento	Gordon D. Schaber Sacramento County Courthouse	1850	48	12
San Diego	San Diego	San Diego Central Courthouse	1700	46	14
San Joaquin	Stockton	Superior Court of San Joaquin County Stockton Courthouse	1700	60	16
Sutter	Yuba City	Superior Court of California, County of Sutter	1800	64	18
Yolo	Woodland	Yolo Superior Court, State of California	1980	46	20
Typical Trial Courtroom - Center Bench A			1850	48	22
Typical Trial Courtroom - Center Bench B			1950	51	24
CORNER BENCH					
Contra Costa	Pittsburg	Richard E. Arnason Justice Center	1750	50	26
Mono	Mammoth Lakes	Mammoth Lakes Courthouse	1800	46	28
San Bernardino	San Bernardino	San Bernardino Justice Center	1700	50	30
Typical Trial Courtroom - Corner Bench A			1796	46	32
Typical Trial Courtroom - Corner Bench B			2056	52	34

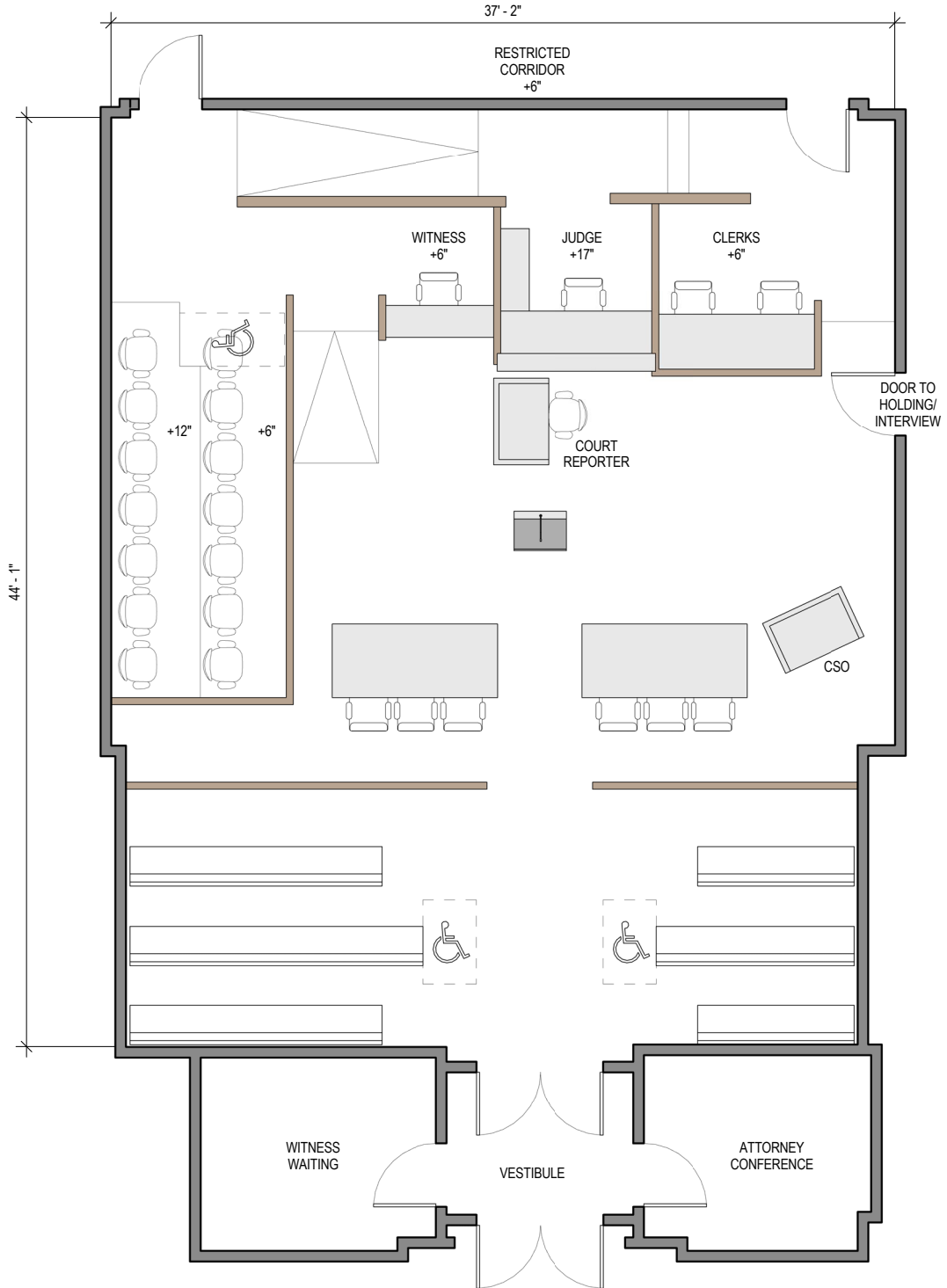
*Includes ramp in corridor where applicable

**Wheelchair Spaces added to total spectator seating capacity

**SUPERIOR COURT OF CALIFORNIA, CALAVERAS COUNTY COURTHOUSE
CALAVERAS COUNTY, SAN ANDREAS
Courtroom Component Information**

COURTROOM TYPE	TOTAL SQUARE FEET (INCLUDES RAMP IN CORRIDOR)		SPECTATOR SEATING AT 18"	
Typical Trial	1,600		41 + 2 W.C.	

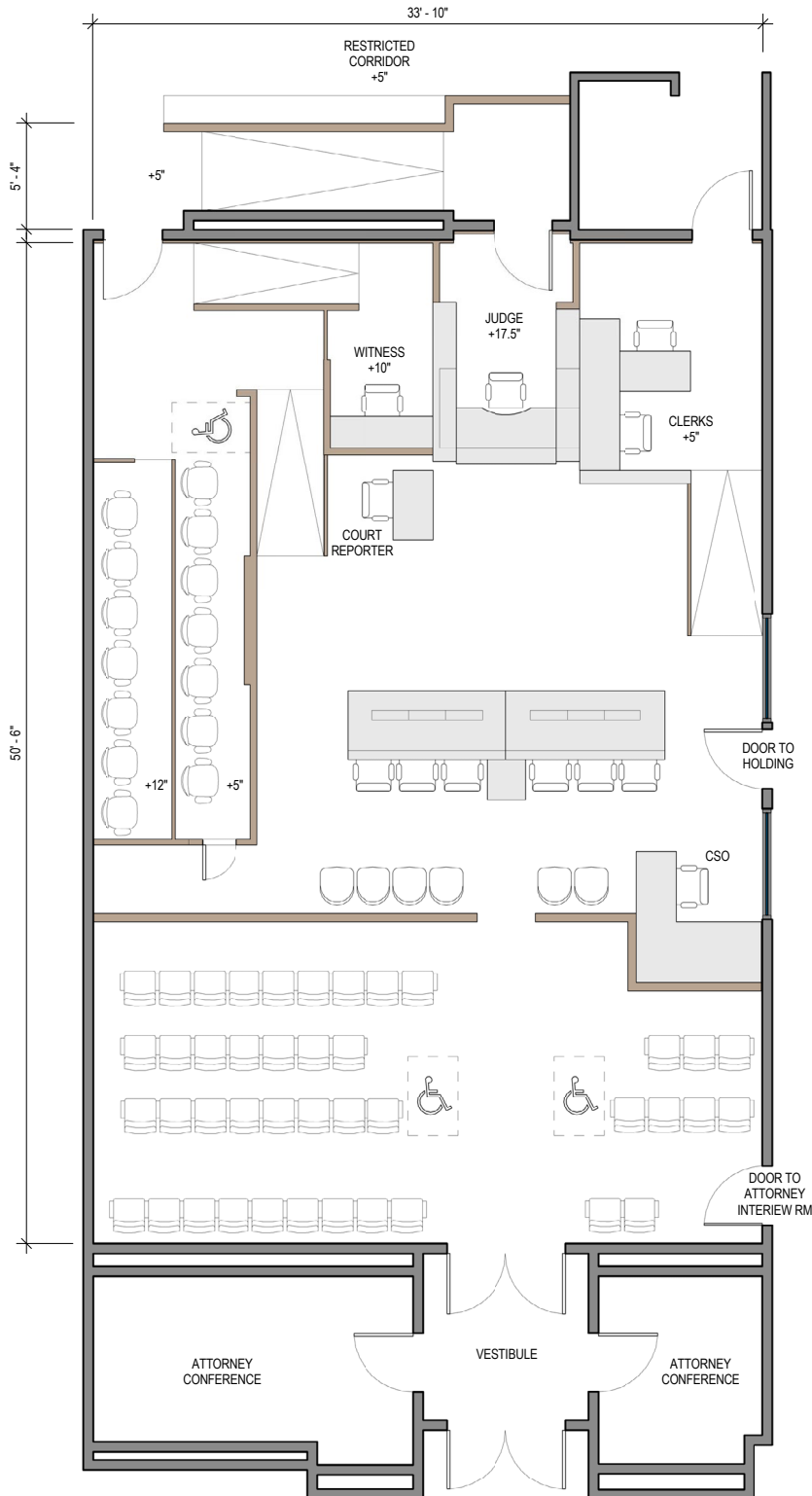
ELEMENT OR WORKSTATION	FURNITURE / CASEWORK WIDTH	CASEWORK DEPTH	HEIGHT ABOVE FLOOR	NO. OF OCCUPANTS
Judge	7'-2"/3'-11"	2'-0"/1'-6"	+17"	1
Courtroom Clerk	7'-4"	2'-7"	+6"	2
Court Security Officer (CSO)	4'-2"	2'-7"	-	1
Court Reporter	4'-2"	2'-7"	-	1
Witness Stand	5'-2"	1'-6"	+6"	2
Jury Box	N/A	N/A	(1st row) +6" (2nd row) +12"	14
Counsel Tables	7'-10"	3'-6"	-	3 ea.
Lectern	2'-6"	2'-0"	-	-



**GOVERNOR GEORGE DEUKMEJIAN COURTHOUSE
LOS ANGELES COUNTY, LONG BEACH
Courtroom Component Information**

COURTROOM TYPE	TOTAL SQUARE FEET (INCLUDES RAMP IN CORRIDOR)		SPECTATOR SEATING AT 18"	
Typical Trial	1950		42+2 W.C.	

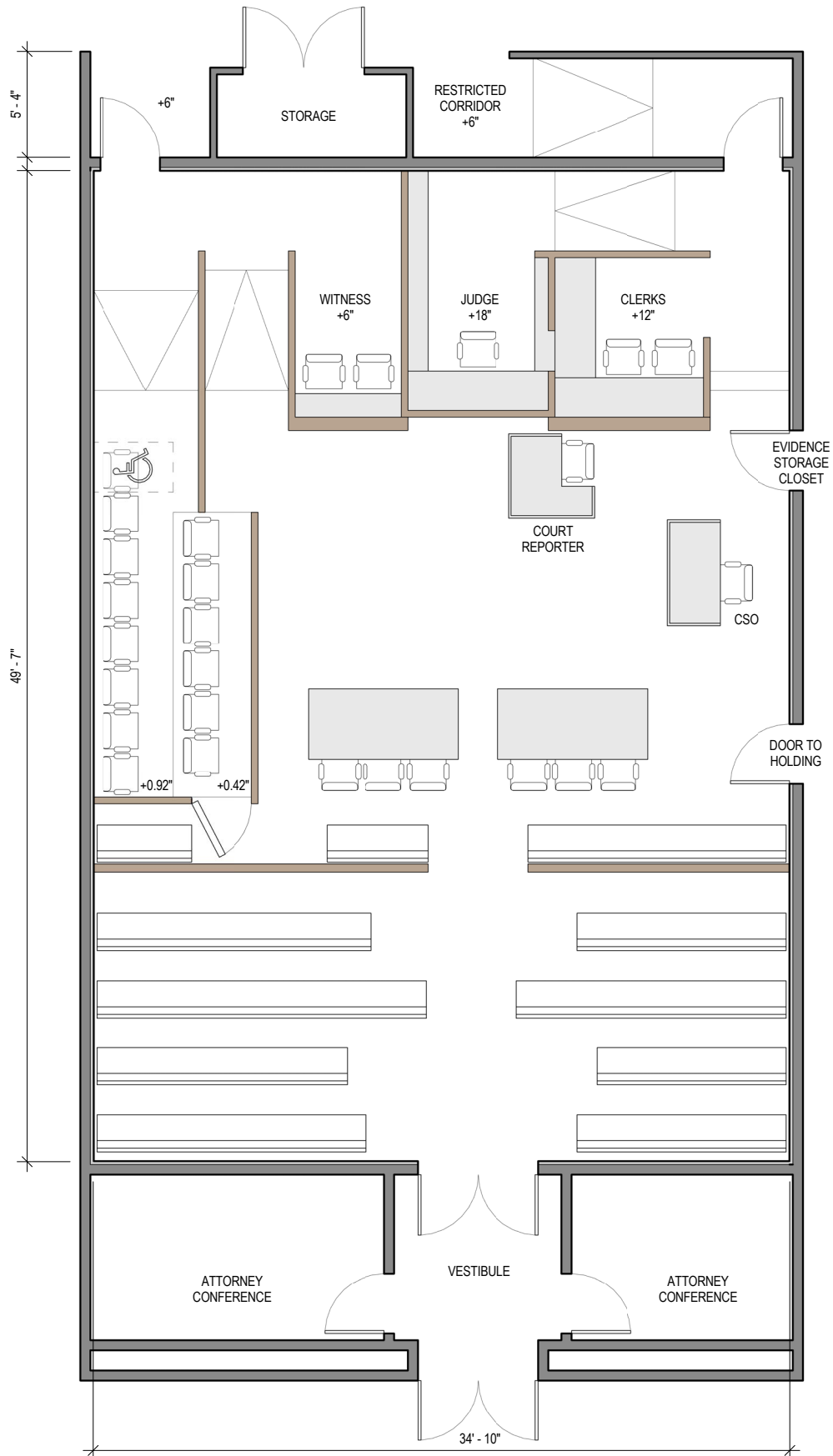
ELEMENT OR WORKSTATION	FURNITURE / CASEWORK WIDTH	CASEWORK DEPTH	HEIGHT ABOVE FLOOR	NO. OF OCCUPANTS
Judge	7'-0"/5'-0"	2'-0"/1'-2"	+17.5"	1
Courtroom Clerk	7'-8"	2'-1"	+5"	2
Court Security Officer (CSO)	6'-7"	2'-0"	-	1
Court Reporter	3'-6"	2'-0"	-	1
Witness Stand	5'-2"	1'-7"	+10"	2
Jury Box	N/A	N/A	(1st row) +5" (2nd row) +12"	14
Counsel Tables	8'-0"	3'-6"	-	3 ea.
Lectern	2'-0"	2'-0"	-	-



**BANNING JUSTICE CENTER
RIVERSIDE COUNTY, BANNING
Courtroom Component Information**

COURTROOM TYPE	TOTAL SQUARE FEET (INCLUDES RAMP IN CORRIDOR)		SPECTATOR SEATING AT 18"	
Typical Trial	1,900		70 + 4 W.C.	

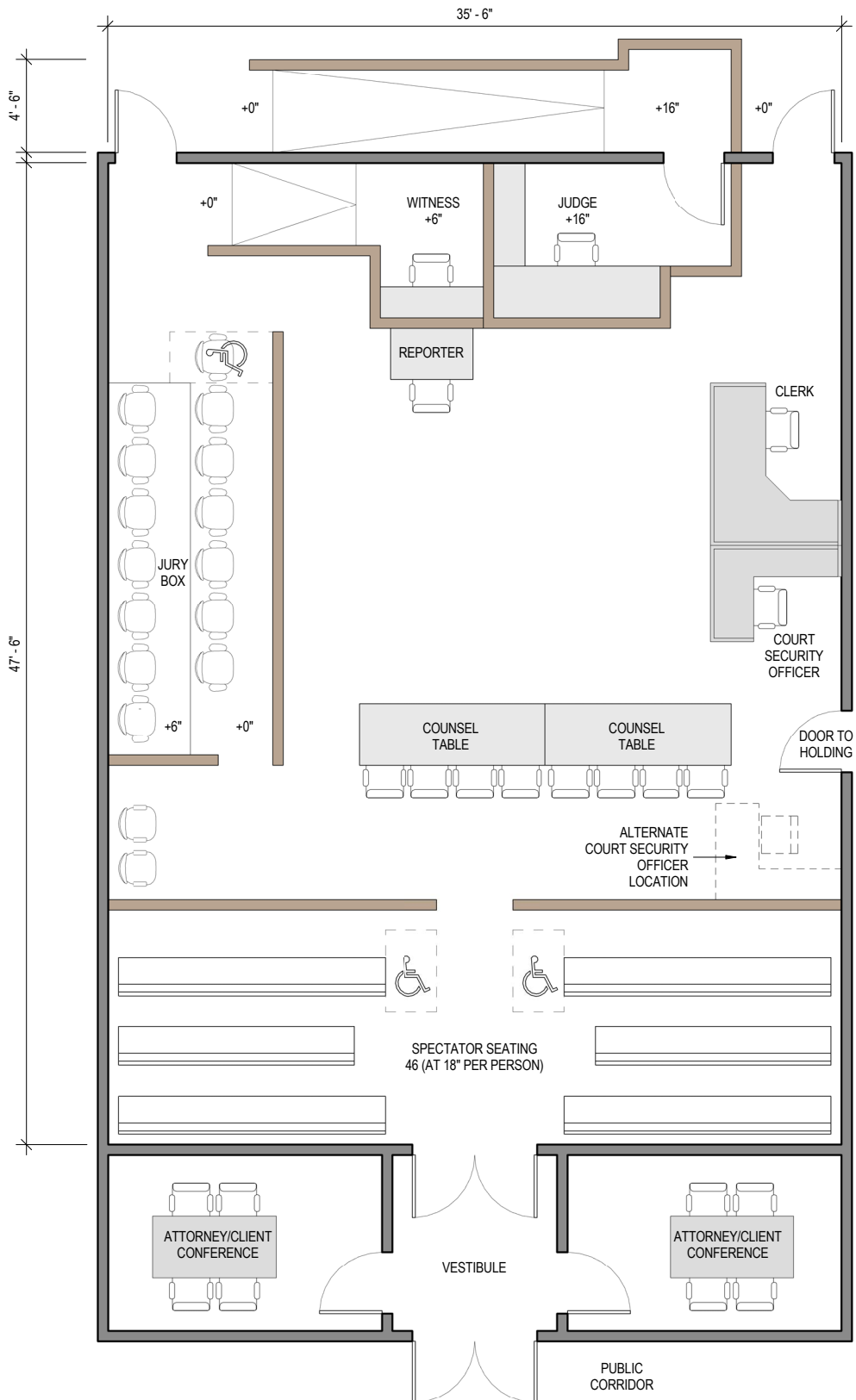
ELEMENT OR WORKSTATION	FURNITURE / CASEWORK WIDTH	CASEWORK DEPTH	HEIGHT ABOVE FLOOR	NO. OF OCCUPANTS
Judge	7'-0"/10'-0"	2'-0"/1'-0"	+18"	1
Courtroom Clerk	7'-5"/6'-0"	2'-0"	+12"	2
Court Security Officer (CSO)	5'-0"	2'-6"	-	1
Court Reporter	4'-0"	2'-6"	-	1
Witness Stand	5'-4"	1'-2"	+6"	2
Jury Box	N/A	N/A	(1st row) +0.42" (2nd row) +0.92"	14
Counsel Tables	7'-6"	3'-6"	-	3 ea.



**COURTROOM BASED ON GORDON D. SCHABER SACRAMENTO COUNTY COURTHOUSE
SACRAMENTO COUNTY, SACRAMENTO
Courtroom Component Information**

COURTROOM TYPE	TOTAL SQUARE FEET (INCLUDES RAMP IN CORRIDOR)		SPECTATOR SEATING AT 18"	
Typical Trial	1,850		46+2 W.C.	

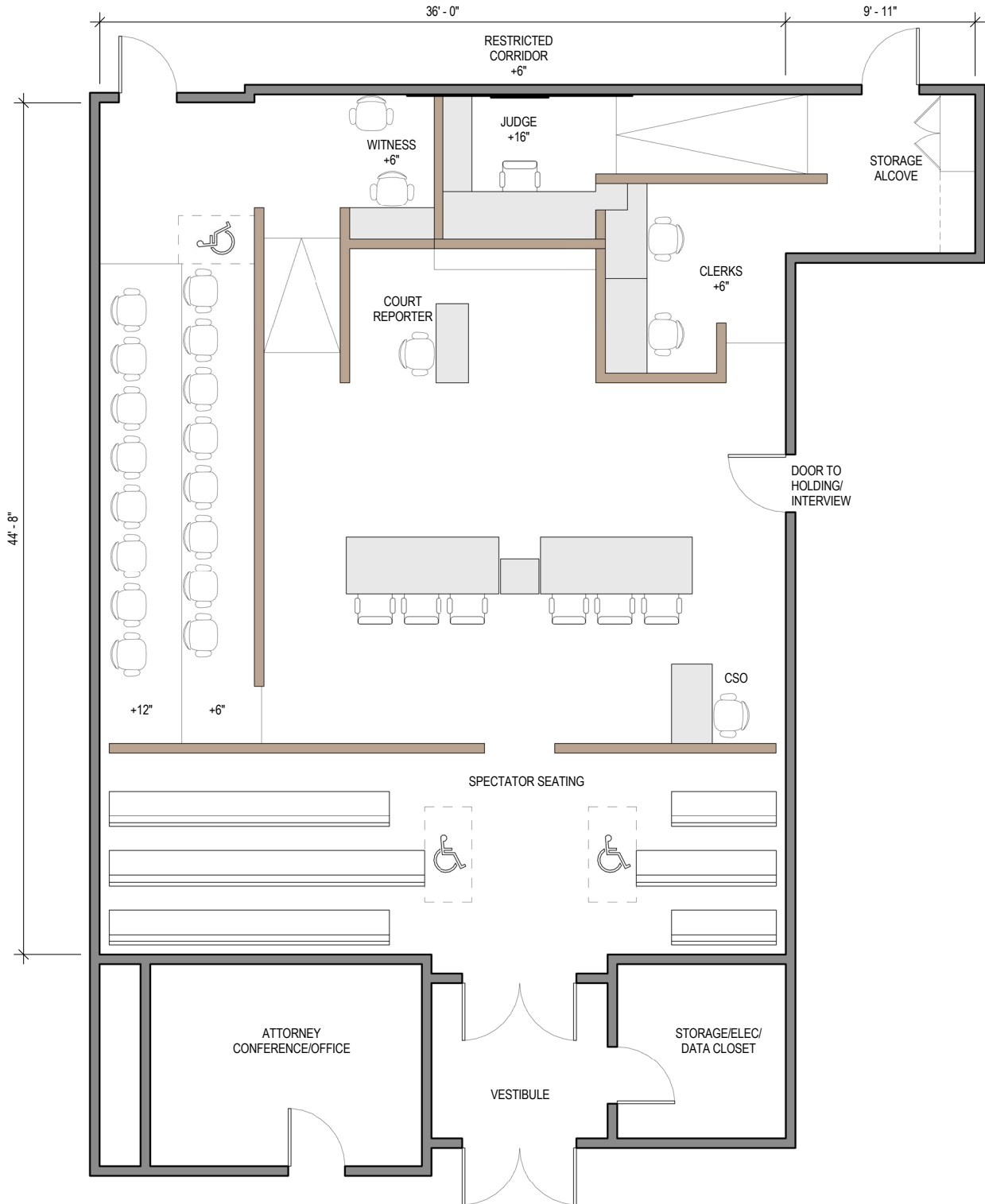
ELEMENT OR WORKSTATION	FURNITURE / CASEWORK WIDTH	DEPTH	HEIGHT ABOVE FLOOR	NO. OF OCCUPANTS
Judge	8'-0"/5'-0"	2'-6"/1'-6"	+16"	1
Courtroom Clerk	10'-0"	2'-6"	-	1
Court Security Officer (CSO)	4'-6"	2'-0"	-	1
Court Reporter	4'-0"	2'-6"	-	1
Witness Stand	5'-0"	1'-6"	+6"	1
Jury Box	N/A	N/A	(1st row) +0" (2nd row) +6"	14
Counsel Tables	9'-0"	3'-0"	-	3 ea.



**SAN DIEGO CENTRAL COURTHOUSE
SAN DIEGO COUNTY, SAN DIEGO
Courtroom Component Information**

COURTROOM TYPE	TOTAL SQUARE FEET (INCLUDES RAMP IN CORRIDOR)		SPECTATOR SEATING AT 18"	
Typical Trial	1700		44+2 W.C.	

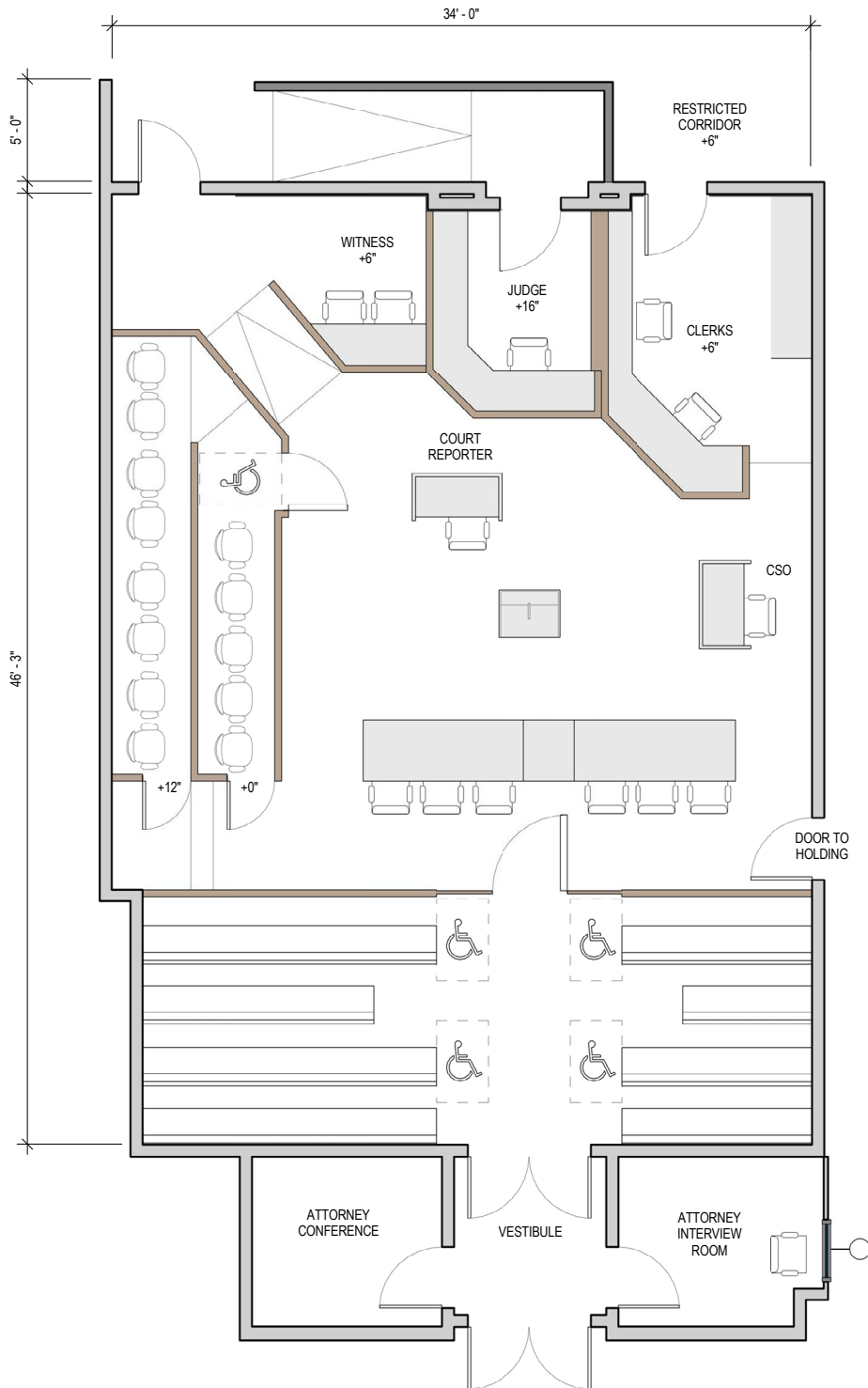
ELEMENT OR WORKSTATION	FURNITURE / CASEWORK WIDTH	CASEWORK DEPTH	HEIGHT ABOVE FLOOR	NO. OF OCCUPANTS
Judge	8'-0"/5'-0"	2'-6"/1'-6"	+16"	1
Courtroom Clerk	10'-0"	2'-2"	+6"	2
Court Security Officer (CSO)	4'-2"	2'-2"	-	1
Court Reporter	4'-2"	1'-9"	-	1
Witness Stand	4'-6"	1'-8"	+6"	2
Jury Box	N/A	N/A	(1st row) +6" (2nd row) +12"	16
Counsel Tables	8'-0"	3'-6"	-	3 ea.
Lectern	2'-0"	2'-0"	-	-



**SUPERIOR COURT OF SAN JOAQUIN COUNTY STOCKTON COURTHOUSE
SAN JOAQUIN COUNTY, STOCKTON
Courtroom Component Information**

COURTROOM TYPE	TOTAL SQUARE FEET (INCLUDES RAMP IN CORRIDOR)		SPECTATOR SEATING AT 18"	
Typical Trial	1,700		56+4 W.C.	

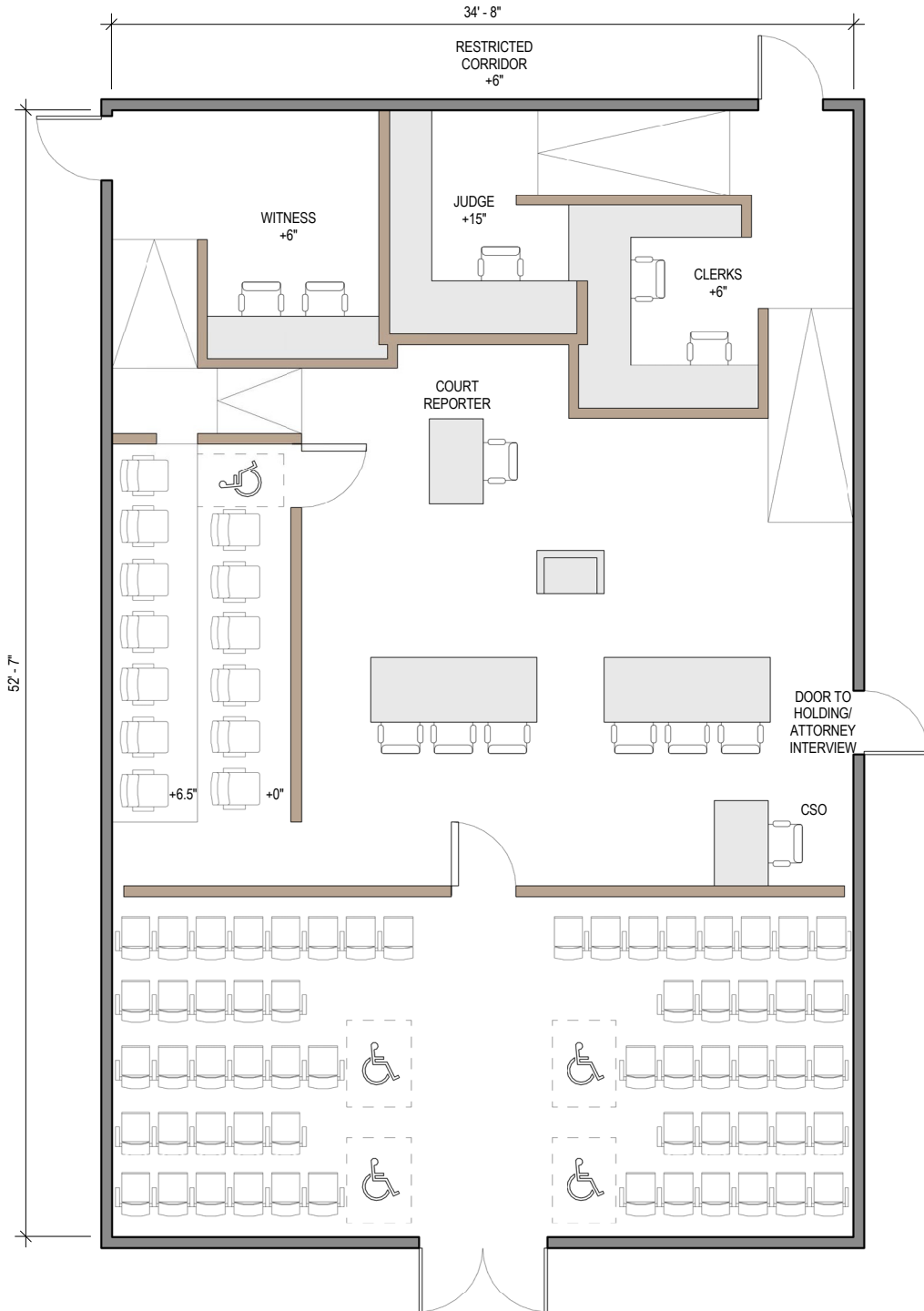
ELEMENT OR WORKSTATION	FURNITURE / CASEWORK WIDTH	DEPTH	HEIGHT ABOVE FLOOR	NO. OF OCCUPANTS
Judge	7'-10"/6'-6"	2'-0"/1'-8"	+16"	1
Courtroom Clerk	13'-8"	2'-3"	+6"	2
Court Security Officer (CSO)	4'-0"	2'-0"	-	1
Court Reporter	4'-0"	2'-0"	-	1
Witness Stand	5'-8"	2'-0"	+6"	2
Jury Box	N/A	N/A	(1st row) +0" (2nd row) +12"	14
Counsel Tables	7'-10"	3'-0"	-	3 ea.
Lectern	2'-5"	3'-0"	-	-



**SUPERIOR COURT OF CALIFORNIA, COUNTY OF SUTTER
SUTTER COUNTY, YUBA CITY
Courtroom Component Information**

COURTROOM TYPE	TOTAL SQUARE FEET (INCLUDES RAMP IN CORRIDOR)		SPECTATOR SEATING AT 18"	
Typical Trial	1800		60+4 W.C.	

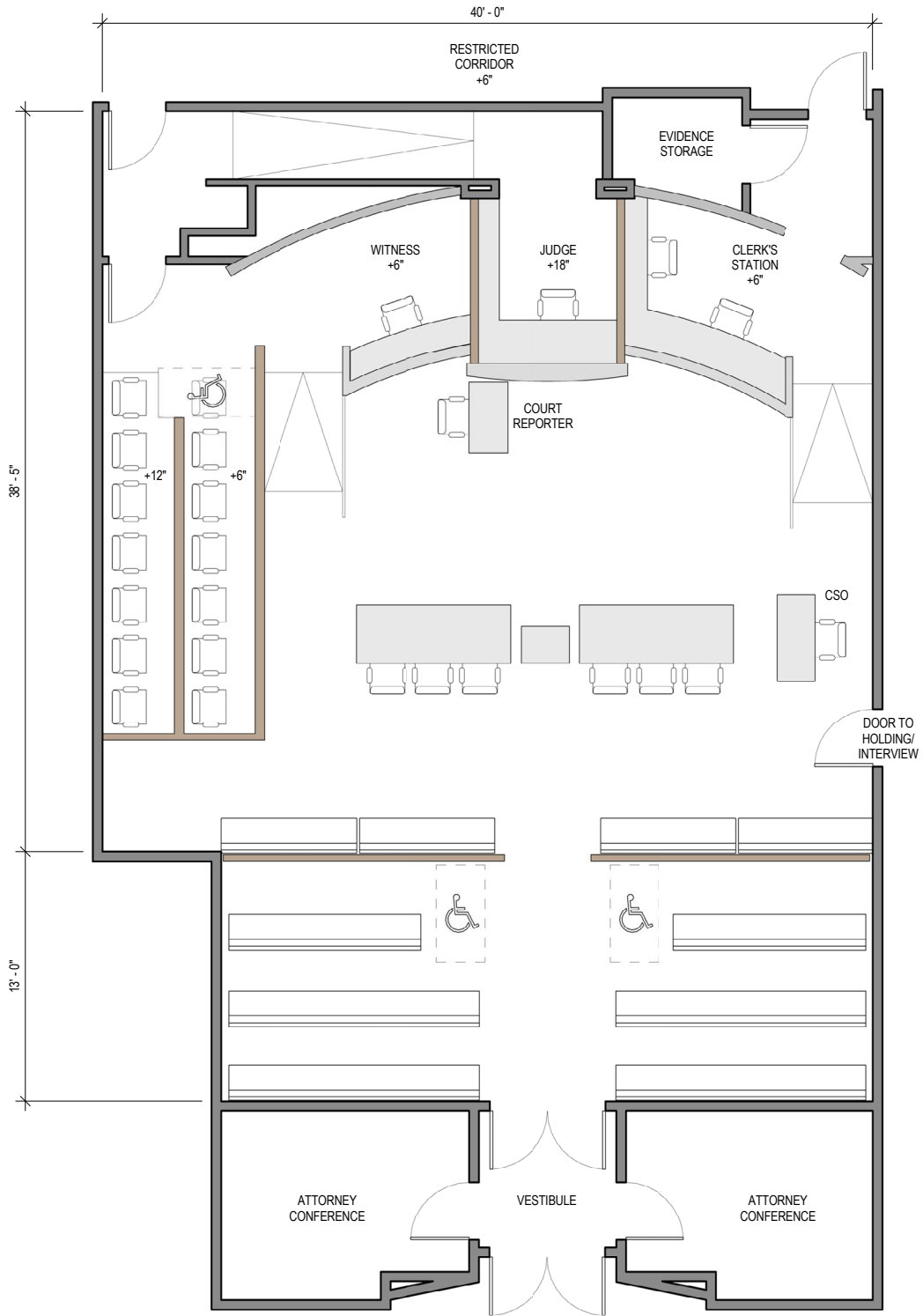
ELEMENT OR WORKSTATION	FURNITURE / CASEWORK WIDTH	CASEWORK DEPTH	HEIGHT ABOVE FLOOR	NO. OF OCCUPANTS
Judge	8'-9"/7'-11"	2'-6"/2'-0"	+15"	1
Courtroom Clerk	8'-5"	2'-0"	+6"	2
Court Security Officer (CSO)	-	-	-	1
Court Reporter	-	-	-	1
Witness Stand	8'-0"	2'-0"	+6"	2
Jury Box	N/A	N/A	(1st row) +0" (2nd row) +6.5"	14
Counsel Tables	-	-	-	-
Lectern	-	-	-	-



**YOLO SUPERIOR COURT, STATE OF CALIFORNIA
YOLO COUNTY, WOODLAND
Courtroom Component Information**

COURTROOM TYPE	TOTAL SQUARE FEET (INCLUDES RAMP IN CORRIDOR)		SPECTATOR SEATING AT 18"	
Typical Trial	1,980		44+2 W.C.	

ELEMENT OR WORKSTATION	FURNITURE / CASEWORK WIDTH	CASEWORK DEPTH	HEIGHT ABOVE FLOOR	NO. OF OCCUPANTS
Judge	7'-2"/6'-3"	2'-3"/1'0"	+18"	1
Courtroom Clerk	13'-6"	2'-0"	+6"	2
Court Security Officer (CSO)	4'-6"	2'-0"	-	1
Court Reporter	3'-8"	2'-0"	-	1
Witness Stand	6'-6"	1'-6"	+6"	2
Jury Box	N/A	N/A	(1st row) +6" (2nd row) +12"	14
Counsel Tables	8'-0"	3'-0"	-	3 ea.
Lectern	2'-0"	2'-6"	-	-



**TYPICAL TRIAL COURTROOM - CENTER BENCH A
Courtroom Component Information**

COURTROOM TYPE	SQUARE FEET		SPECTATOR SEATING AT 18"	VOIR DIRE
Multipurpose Trial	1,850		46 + 2 W.C.	74
ELEMENT OR WORKSTATION	FURNITURE / CASEWORK WIDTH	DEPTH	HEIGHT ABOVE FLOOR	NO. OF OCCUPANTS
Judge	6'-6"/6'-4"	2' -0"/1'-6"	+16"	1
Courtroom Clerk	12'-0"	2'-3"	+12"	2
Court Security Officer	4'-0"	2'-6"	+0"	1
Court Reporter	4'-0"	2'-0"	+0"	1
Witness Stand	5'-0"	1'-7"	+6"	2
Jury Box	N/A	N/A	(1st row) +0" (2nd row) +6"	14
Counsel Tables	7'-6"	3'-0"	+0"	3 ea.
Lectern	2'-6"	2'-0"	N/A	0

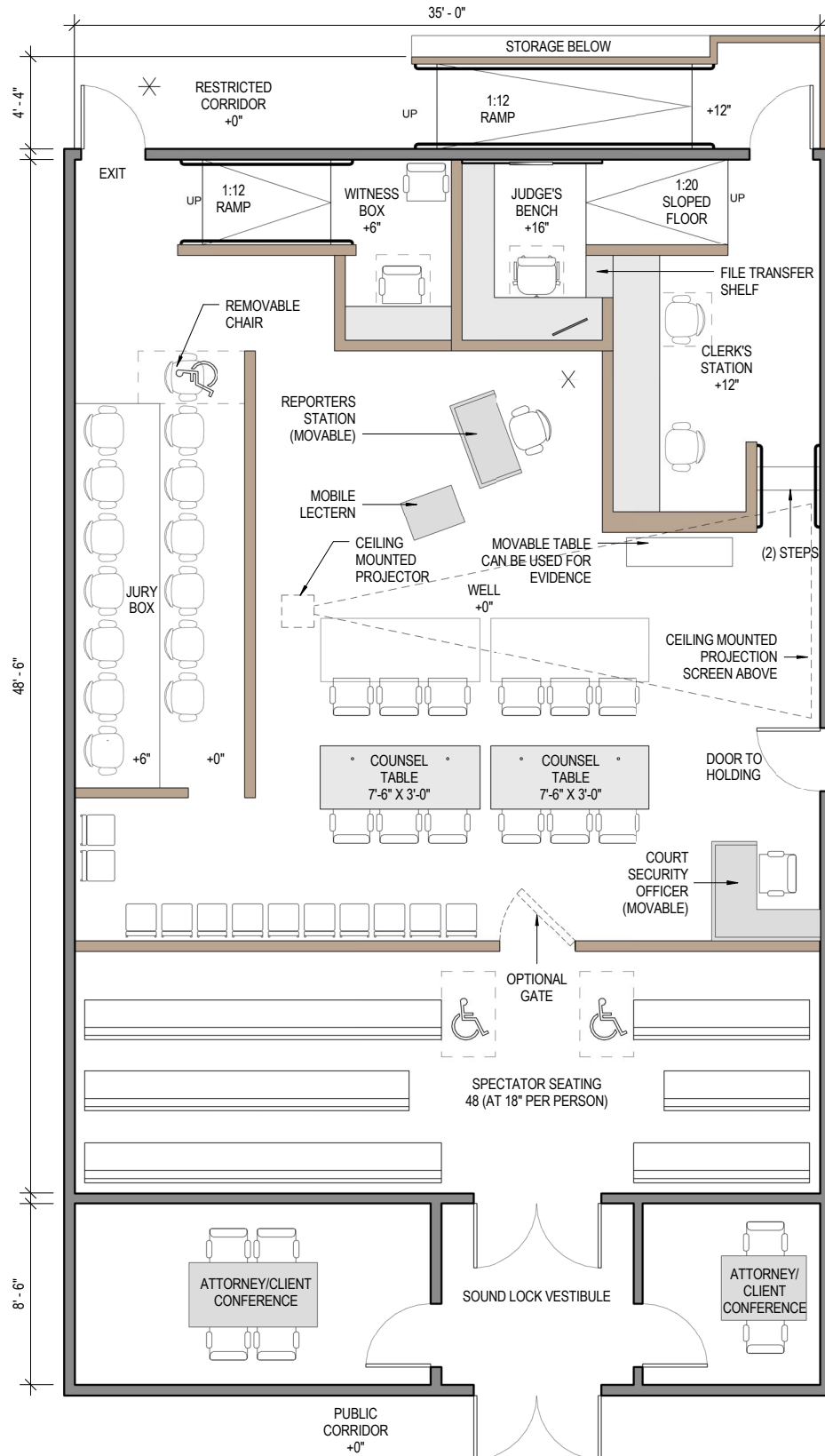
Key Attributes of Courtroom Layout

- 74 seats for voir dire provide maximum flexibility for trial use.
- Judge's bench work surface increased from 6' to 12'-10" long.
- Work surface return at judge's bench increased from 10" to 18" deep.
- Access ramps outside courtroom.
- Judge's bench elevated 16" to minimize need for ramping.
- Optimal sight lines for all participants.
- Multi-defendant capable due to movable well components.
- Multiple locations for side-bar conferences (shown with *).
- Exhibit storage table adjacent to clerk's workstation.
- Stairs to clerk's workstation area reduce width of courtroom.
- Jury box dimensions are efficient and controls courtroom width.
- Adjustable height work surfaces for judge and clerk.

Options provided:

- Alternate Court Security Officer desk and evidence table locations
- Movable lectern and court reporters station facilitate options for adding counsel tables.
- Gate to well area

TYPICAL TRIAL COURTROOM - CENTER BENCH A



**TYPICAL TRIAL COURTROOM - CENTER BENCH B
Courtroom Component Information**

COURTROOM TYPE	SQUARE FEET		SPECTATOR SEATING (18")	VOIR DIRE
Multipurpose Trial	1,950		49 + 2 W.C.	77
ELEMENT OR WORKSTATION	FURNITURE / CASEWORK WIDTH	DEPTH	HEIGHT ABOVE FLOOR	NO. OF OCCUPANTS
Judge	7'-9"/6'-4"	2'-0"/1'-6"	+16"	1
Courtroom Clerk	12'-0"	2'-3"	+12"	2
Court Security Officer	4'-0"	2'-6"	+0"	1
Court Reporter	4'-0"	2'-0"	+0"	1
Witness Stand	5'-6"	1'-7"	+6"	2
Jury Box	N/A	N/A	(1st row) +0" (2nd row) +6"	14
Counsel Tables	8'-6"	3'-0"	+0"	4 ea.
Lectern	2'-6"	2'-0"	N/A	0

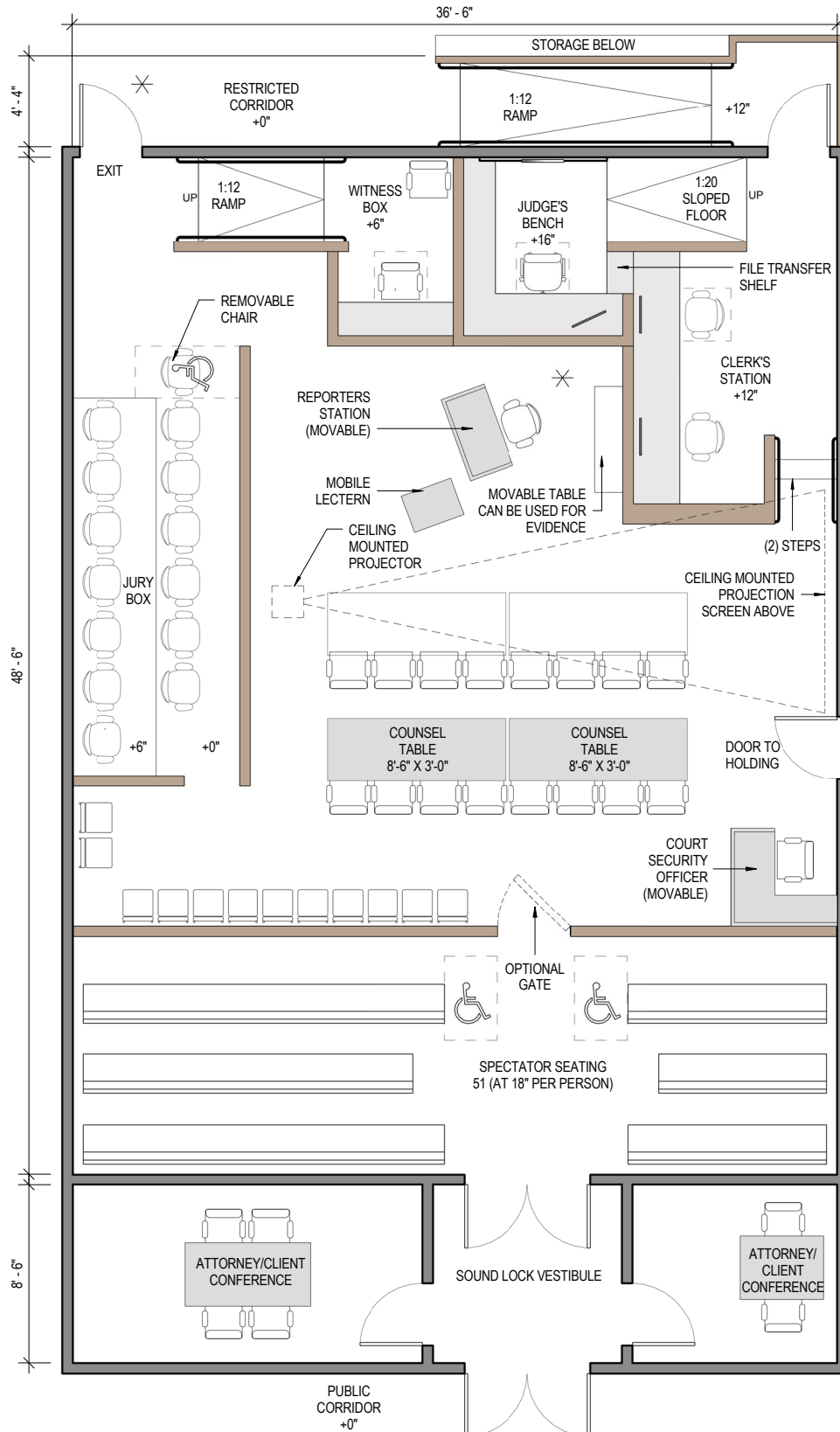
Key Attributes of Courtroom Layout

- 77 seats for voir dire provide maximum flexibility for trial use.
- Multi-defendant capable due to movable well components and increased courtroom width.
- Judge's bench work surface increased from 6' to 14'-1" long.
- Work surface return at judge's bench increased from 10" to 18" deep.
- Judge's bench elevated 16" to minimize need for ramping.
- Multiple locations for side-bar conferences (shown with *).
- Optimal sight lines for all participants.
- Multi-defendant capable due to moveable well components.
- Exhibit storage table adjacent to clerk's workstation.
- Clerks work surface increased from 10' to 12' long (2 clerks).
- Stairs to clerk's workstation area reduce width of courtroom.
- Adjustable height work surfaces for judge and clerk.
- Counsel tables provide for 4 seats at each table.
- Jury box dimensions are efficient and controls courtroom width.

Options provided:

- Alternate Court Security Officer desk and evidence table locations.
- Movable lectern and court reporters station facilitate options for adding counsel tables.
- Gate to well area.

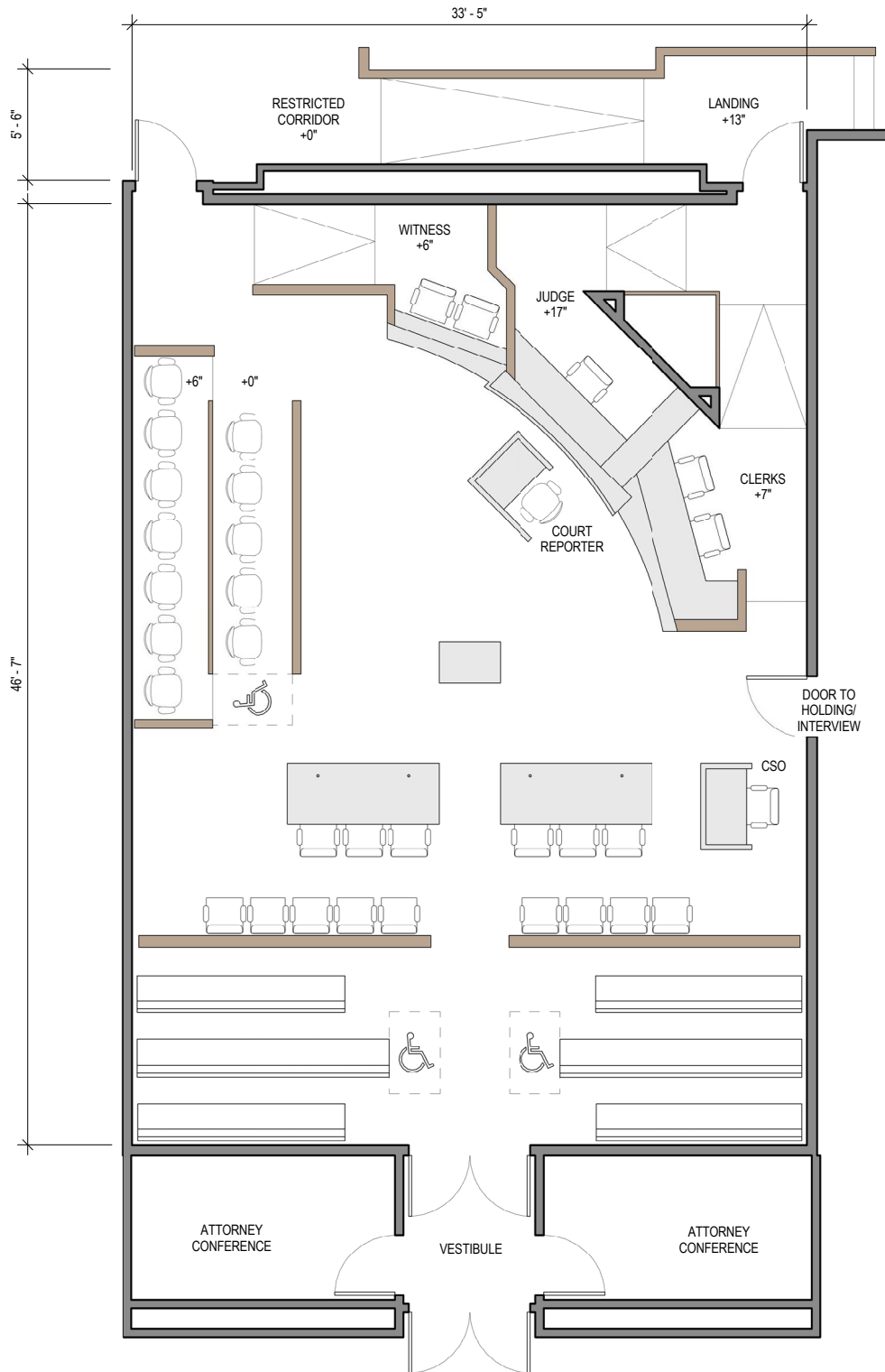
TYPICAL TRIAL COURTROOM - CENTER BENCH B



**RICHARD E. ARNASON JUSTICE CENTER
CONTRA COSTA COUNTY, PITTSBURG
Courtroom Component Information**

COURTROOM TYPE	TOTAL SQUARE FEET (INCLUDES RAMP IN CORRIDOR)		SPECTATOR SEATING AT 18"	
Typical Trial	1750		48+2 W.C.	

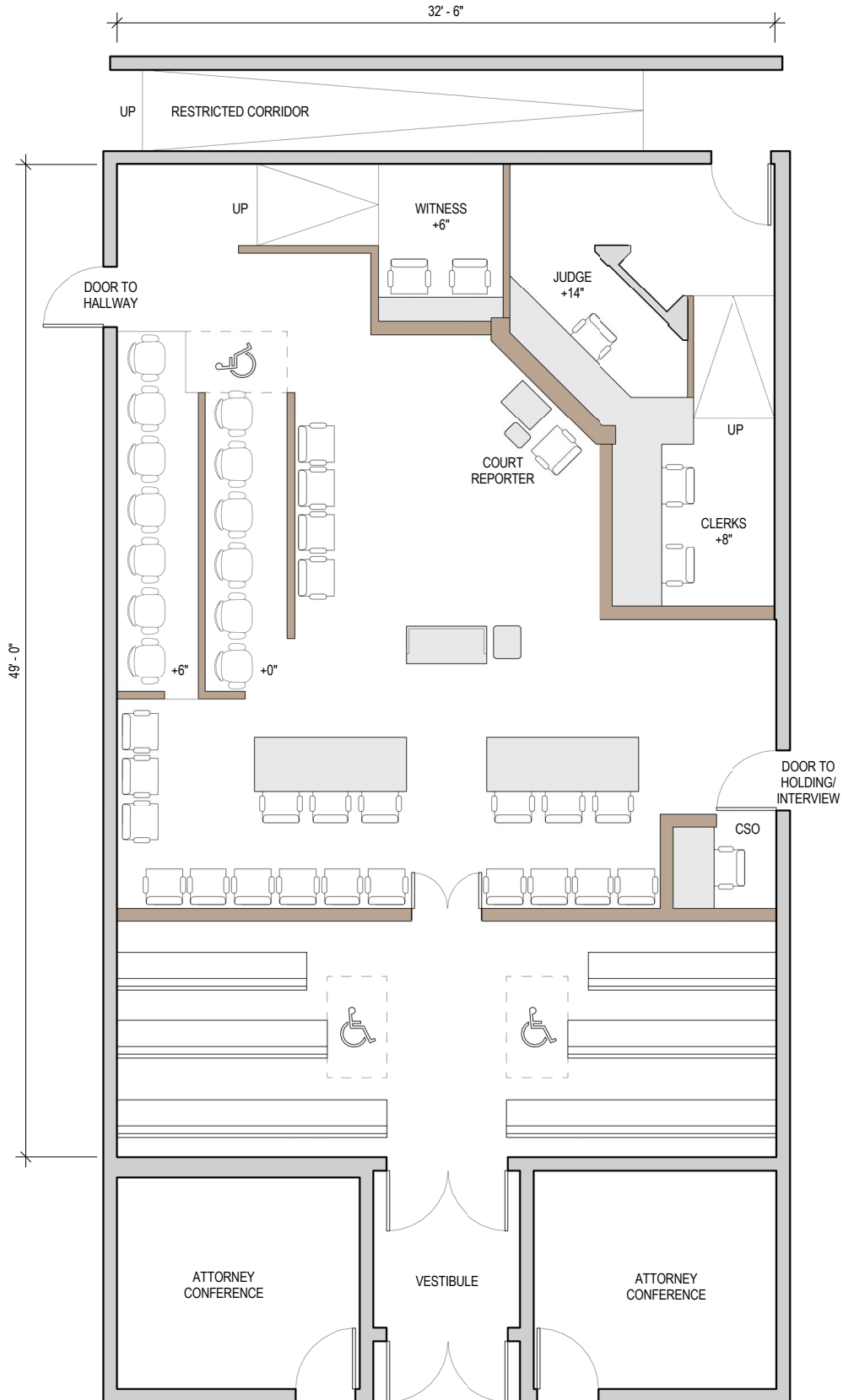
ELEMENT OR WORKSTATION	FURNITURE / CASEWORK WIDTH	CASEWORK DEPTH	HEIGHT ABOVE FLOOR	NO. OF OCCUPANTS
Judge	7'-10"/3'-8"	1'-10"/1'-6"	+17"	1
Courtroom Clerk	9'-0"	2'-0"	+7"	2
Court Security Officer (CSO)	3'-9"	2'-0"	-	1
Court Reporter	3'-0"	2'-0"	-	1
Witness Stand	5'-10"	0'-9"	+6"	2
Jury Box	N/A	N/A	(1st row) +0" (2nd row) +6"	12
Counsel Tables	7'-6"	3'-0"	-	3 ea.
Lectern	3'-0"	2'-0"	-	-



**MAMMOTH LAKES COURTHOUSE
MONO, MAMMOTH LAKES
Courtroom Component Information**

COURTROOM TYPE	TOTAL SQUARE FEET (INCLUDES RAMP IN CORRIDOR)		SPECTATOR SEATING AT 18"	
Typical Trial	1800		44+2 W.C.	

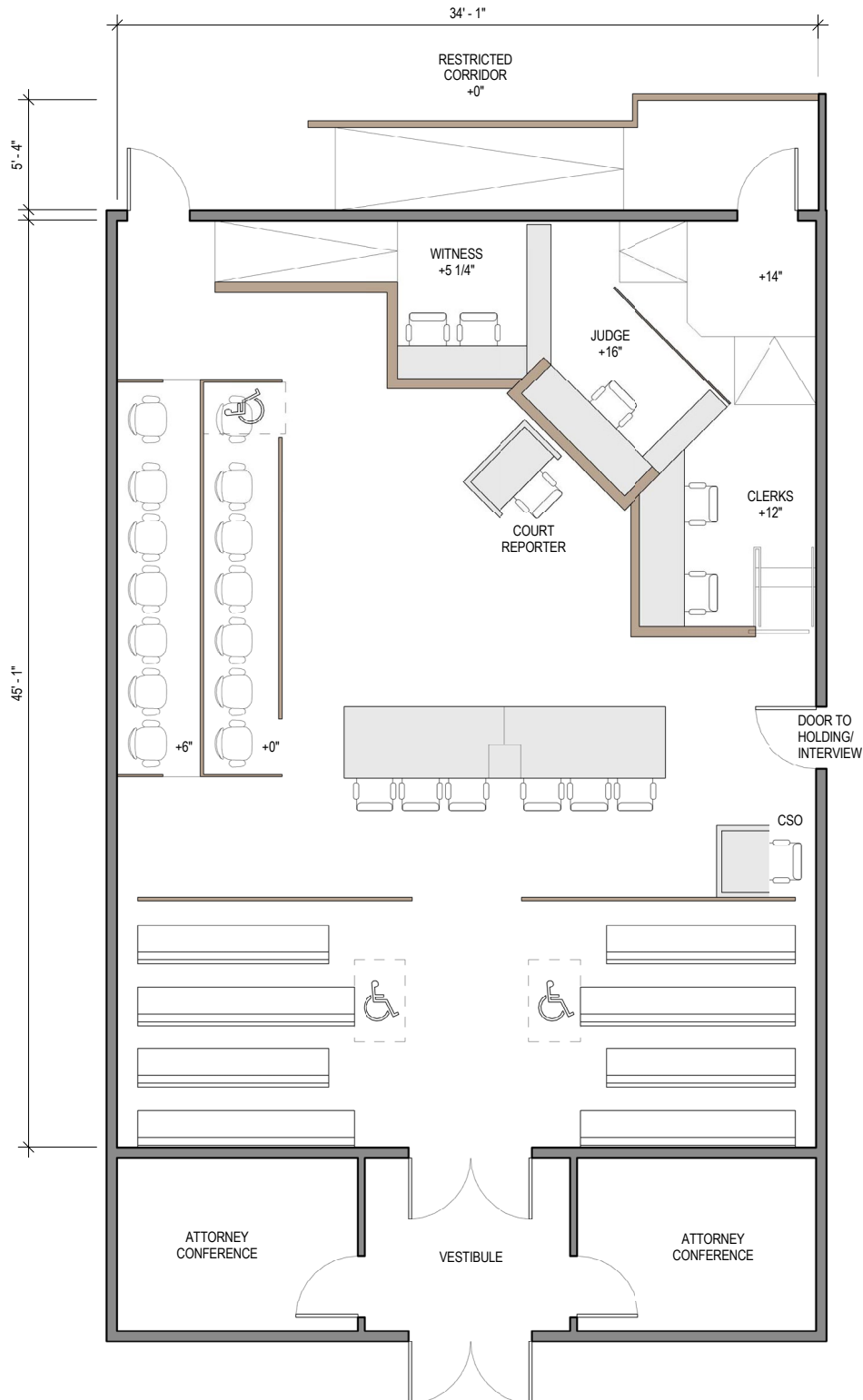
ELEMENT OR WORKSTATION	FURNITURE / CASEWORK WIDTH	CASEWORK DEPTH	HEIGHT ABOVE FLOOR	NO. OF OCCUPANTS
Judge	8'-6"/2'-9"	2'-0"/2'-4"	+14"	1
Courtroom Clerk	8'-0"	2'-5"	+8"	2
Court Security Officer (CSO)	4'-0"	2'-0"	-	1
Court Reporter	2'-0"	1'-6"	-	1
Witness Stand	6'-2"	1'-2"	+6"	2
Jury Box	N/A	N/A	(1st row) +0" (2nd row) +6"	13
Counsel Tables	7'-6"	2'-8"	-	3 ea.
Lectern	4'-0"	1'-10"	-	-



**SAN BERNARDINO JUSTICE CENTER
SAN BERNARDINO COUNTY, SAN BERNARDINO
Courtroom Component Information**

COURTROOM TYPE	TOTAL SQUARE FEET (INCLUDES RAMP IN CORRIDOR)		SPECTATOR SEATING AT 18"	
Typical Trial	1700		48+2 W.C.	

ELEMENT OR WORKSTATION	FURNITURE / CASEWORK WIDTH	DEPTH	HEIGHT ABOVE FLOOR	NO. OF OCCUPANTS
Judge	7'-0"/4'-9"	2'-0"/1'-2"	+16"	1
Courtroom Clerk	9'-0"	2'-2"	+12"	2
Court Security Officer (CSO)	3'-0"	2'-4"	-	1
Court Reporter	3'-9"	2'-0"	-	1
Witness Stand	6'-4"	1'-7"	+5 1/4"	2
Jury Box	N/A	N/A	(1st row) +0" (2nd row) +6"	14
Counsel Tables	7'-10"	3'-6"	-	3 ea.



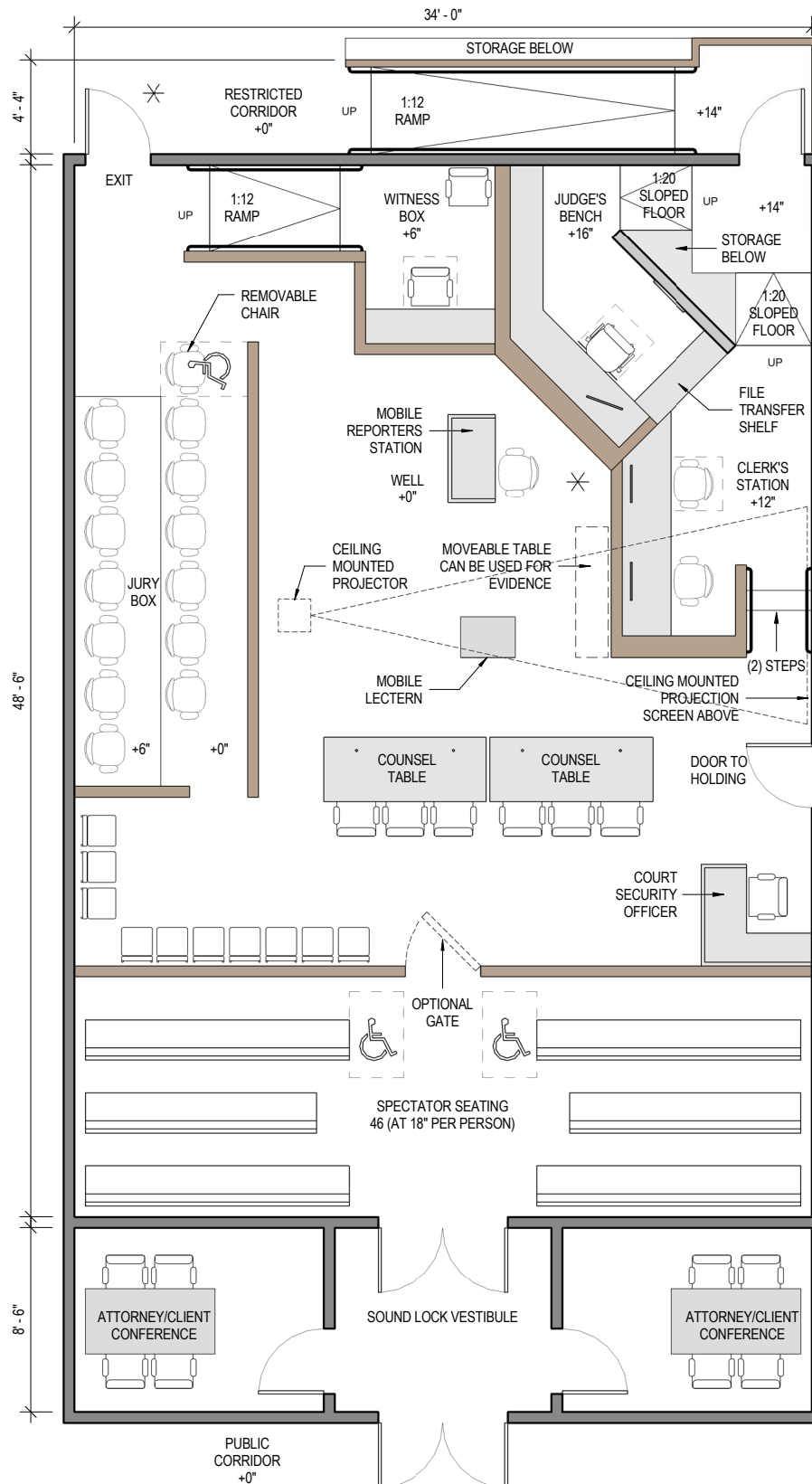
TYPICAL TRIAL COURTROOM - CORNER BENCH A
Courtroom Component Information

COURTROOM TYPE	TOTAL SQUARE FEET (INCLUDES RAMP IN CORRIDOR)		SPECTATOR SEATING AT 18"	VOIR DIRE
Typical Trial	1,796		44+2 W.C.	70

ELEMENT OR WORKSTATION	FURNITURE / CASEWORK WIDTH	DEPTH	HEIGHT ABOVE FLOOR	NO. OF OCCUPANTS
Judge	6'-6"/6'-9"	2'-0"/1'-6"	+16"	1
Courtroom Clerk	9'-3"	2'-3"	+12"	2
Court Security Officer (CSO)	4'-6"	2'-0"	-	1
Court Reporter	4'-0"	2'-0"	-	1
Witness Stand	6'-0"	1'-7"	+6"	2
Jury Box	N/A	N/A	(1st row) +0" (2nd row) +6"	14
Counsel Tables	7'-6"	3'-0"	-	-
Lectern	2'-6"	2'-0"	-	-

Key Attributes of Courtroom Layout

- 70 seats for voir dire provide maximum flexibility for trial use.
- Judge's bench work surface increased from 6' to 13'-3" long.
- Work surface return at judge's bench increased from 10" to 18" deep.
- Judge's bench elevated 16" to minimize need for ramping.
- Multiple locations for side-bar conferences (shown with *).
- Optimal sight lines for all participants.
- Exhibit storage table adjacent to clerk's workstation.
- Stairs to clerk's workstation area reduce width of courtroom.
- Adjustable height work surfaces for judge and clerk.
- Jury box dimensions are efficient and controls courtroom width.



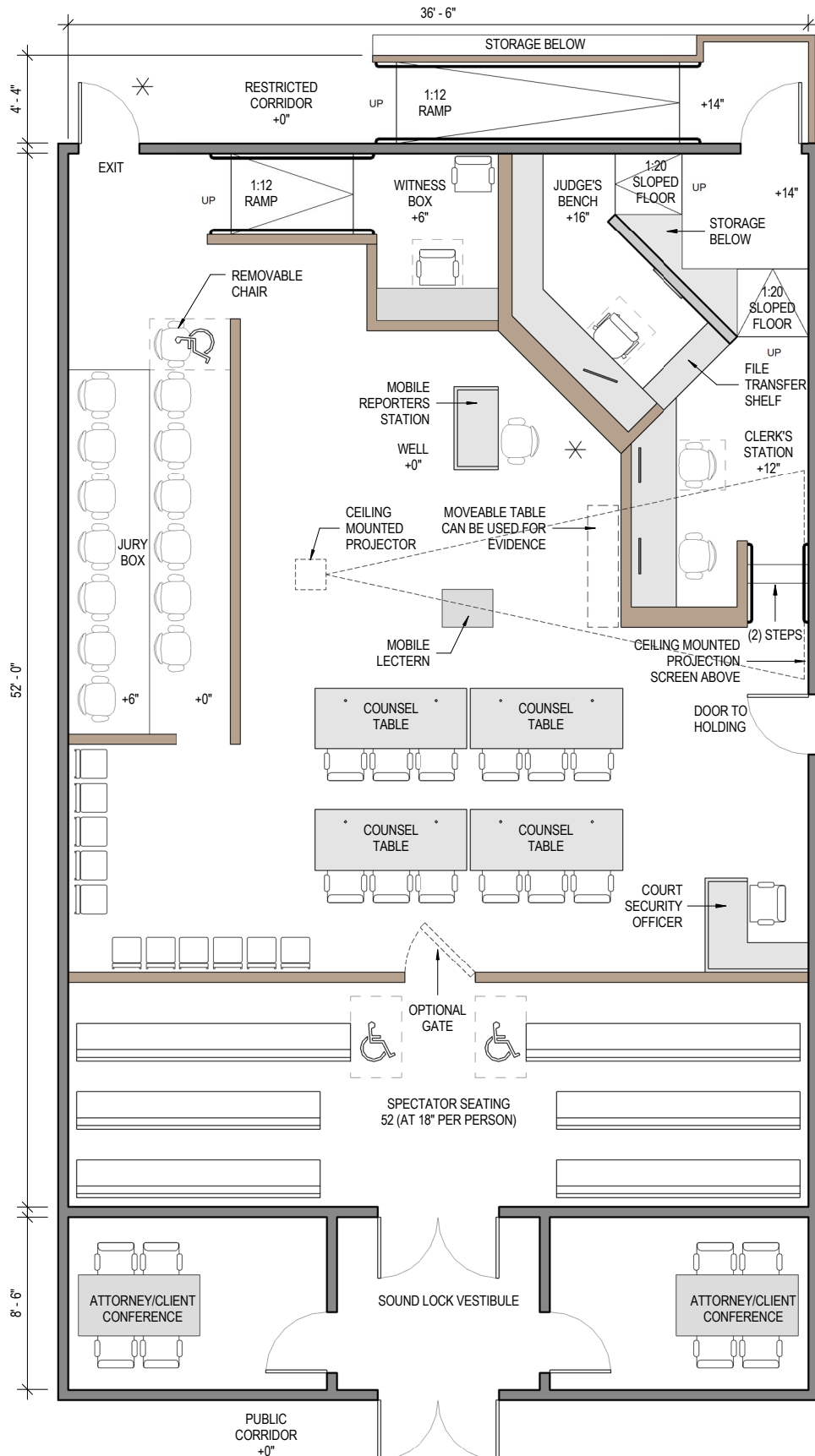
TYPICAL TRIAL COURTROOM - CORNER BENCH B
Courtroom Component Information

COURTROOM TYPE	TOTAL SQUARE FEET (INCLUDES RAMP IN CORRIDOR)		SPECTATOR SEATING AT 18"	VOIR DIRE
Typical Trial	2,056		50 + 2 W.C.	77

ELEMENT OR WORKSTATION	FURNITURE / CASEWORK WIDTH	DEPTH	HEIGHT ABOVE FLOOR	NO. OF OCCUPANTS
Judge	8'-0"/6'-9"	2'-0"/1'-6"	+16"	1
Courtroom Clerk	9'-3"	2'-3"	+12"	2
Court Security Officer (CSO)	4'-6"	2'-0"	-	1
Court Reporter	4'-0"	2'-0"	-	1
Witness Stand	6'-0"	1'-7"	+6"	2
Jury Box	N/A	N/A	(1st row) +0" (2nd row) +6"	14
Counsel Tables	7'-6"	3'-0"	-	-
Lectern	2'-6"	2'-0"	-	-

Key Attributes of Courtroom Layout

- 77 seats for voir dire provide maximum flexibility for trial use.
- Judge's bench work surface increased from 6' to 14'-9" long.
- Work surface return at judge's bench increased from 10" to 18" deep.
- Judge's bench elevated 16" to minimize need for ramping.
- Multiple locations for side-bar conferences (shown with *).
- Optimal sight lines for all participants.
- Multi-defendant capable due to movable well components.
- Exhibit storage table adjacent to clerk's workstation.
- Stairs to clerk's workstation area reduce width of courtroom.
- Adjustable height work surfaces for judge and clerk.
- Jury box dimensions are efficient and controls courtroom width.



LARGE TRIAL COURTROOM EXAMPLES

LARGE TRIAL COURTROOM EXAMPLES

COUNTY	CITY	COURTHOUSE NAME	TOTAL SQUARE FEET *	SPECTATOR SEATING CAPACITY**	PAGE
CENTER BENCH					
Los Angeles	Long Beach	Governor George Deukmejian Courthouse	2200	80	38
San Diego	San Diego	San Diego Central Courthouse	2100	98	40
San Joaquin	Stockton	Superior Court of San Joaquin County Stockton Courthouse	2470	142	42
Sutter	Yuba City	Superior Court of California, County of Sutter	2100	94	44
Yolo	Woodland	Yolo Superior Court, State of California	2500	94	46
Typical Large Trial Courtroom - Center Bench A			2050	71	48
Typical Large Trial Courtroom - Center Bench B			2250	74	50
Typical Large Trial Courtroom - Center Bench C			2200	52	52
Typical Large Trial Courtroom - Center Bench D			2445	84	54
CORNER BENCH					
Typical Large Trial Courtroom - Corner Bench A			2008	65	56
Typical Large Trial Courtroom - Corner Bench B			2285	73	58

*Includes ramp in corridor where applicable

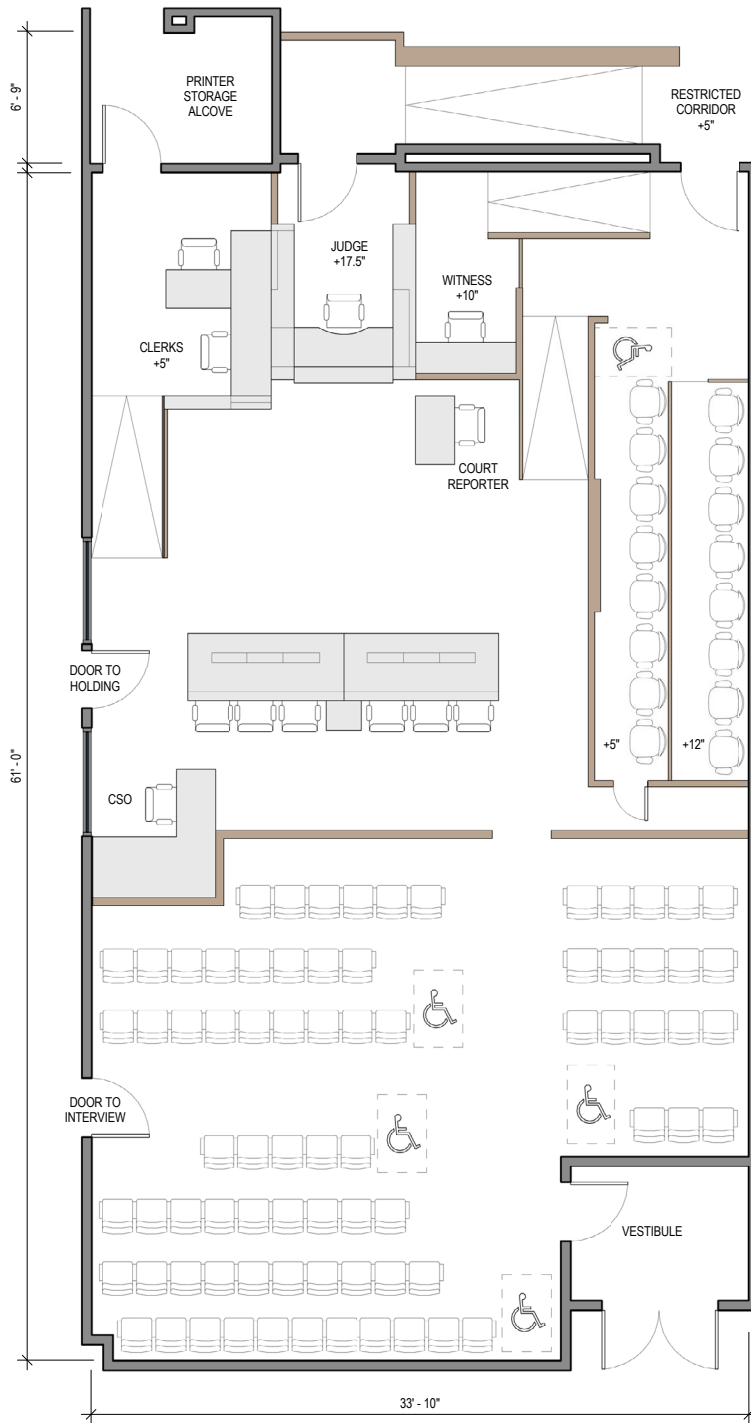
**Wheelchair Spaces added to total spectator seating capacity

LARGE TRIAL COURTROOM EXAMPLES

GOVERNOR GEORGE DEUKMEJIAN COURTHOUSE LOS ANGELES COUNTY, LONG BEACH Courtroom Component Information

COURTROOM TYPE	TOTAL SQUARE FEET (INCLUDES RAMP IN CORRIDOR)		SPECTATOR SEATING AT 18"	
Large Trial	2,200		76+4 W.C.	

ELEMENT OR WORKSTATION	FURNITURE / CASEWORK WIDTH	CASEWORK DEPTH	HEIGHT ABOVE FLOOR	NO. OF OCCUPANTS
Judge	7'-5"/5'-0"	2'-0"/1'-2"	+17.5"	1
Courtroom Clerk	8'-6"	2'-0"	+5"	2
Court Security Officer (CSO)	6'-7"	2'-0"	-	1
Court Reporter	3'-6"	2'-0"	-	1
Witness Stand	5'-2"	1'-7"	+10"	2
Jury Box	N/A	N/A	(1st row) +5" (2nd row) +12"	16
Counsel Tables	8'-0"	4'-0"	-	3 ea.
Lectern	2'-6"	4'-0"	-	-

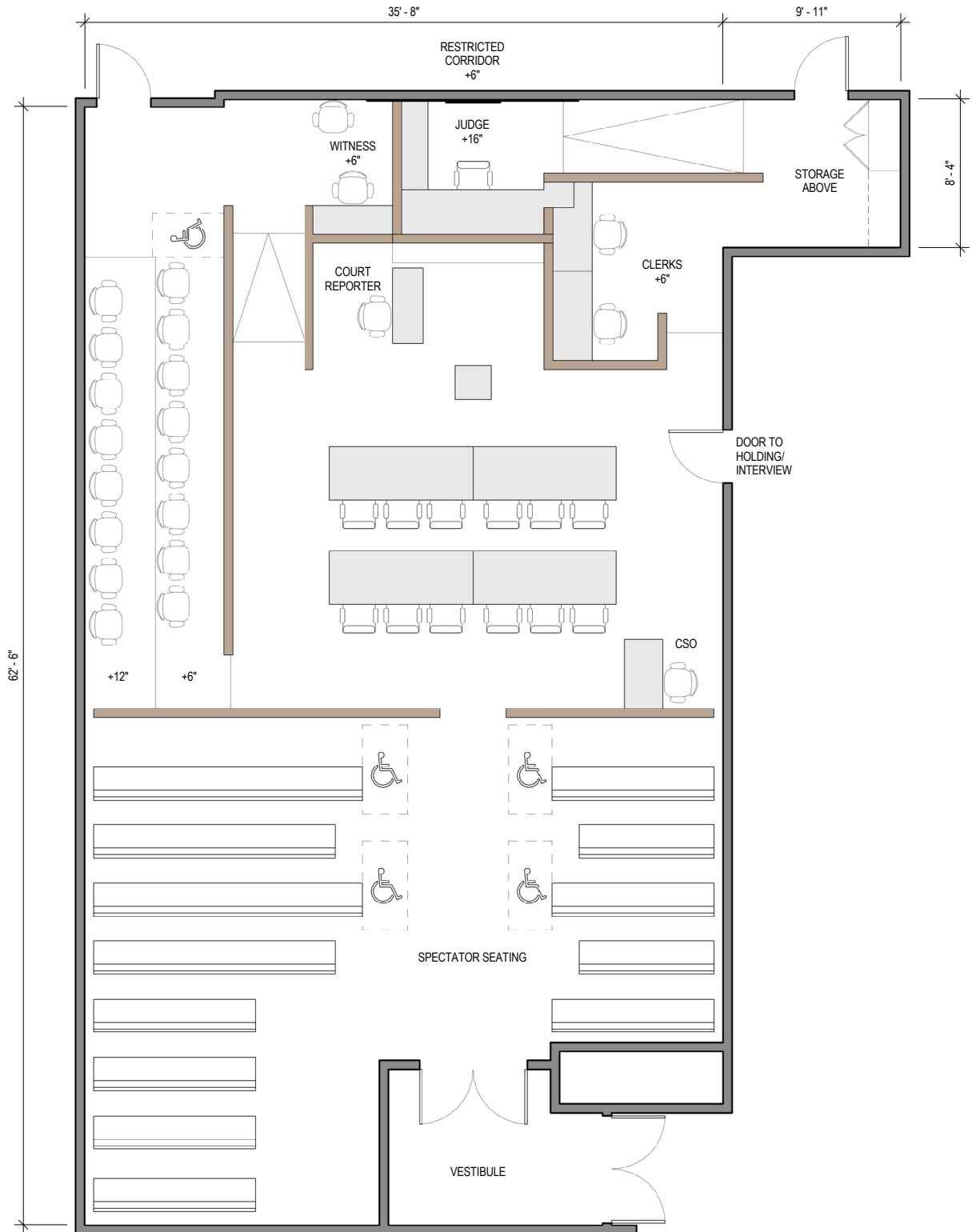


LARGE TRIAL COURTROOM EXAMPLES

SAN DIEGO CENTRAL COURTHOUSE SAN DIEGO COUNTY, SAN DIEGO Courtroom Component Information

COURTROOM TYPE	TOTAL SQUARE FEET (INCLUDES RAMP IN CORRIDOR)		SPECTATOR SEATING AT 18"	
Large Trial	2,100		94+4 W.C.	

ELEMENT OR WORKSTATION	FURNITURE / CASEWORK WIDTH	DEPTH	HEIGHT ABOVE FLOOR	NO. OF OCCUPANTS
Judge	8'-0"/5'-0"	2'-6"/1'-6"	+16"	1
Courtroom Clerk	10'-0"	2'-2"	+6"	2
Court Security Officer (CSO)	3'-10"	2'-2"	-	1
Court Reporter	4'-2"	1'-9"	-	1
Witness Stand	4'-6"	1'-8"	+6"	2
Jury Box	N/A	N/A	(1st row) +6" (2nd row) +12"	16
Counsel Tables	8'-0"	3'-6"	-	3 ea.
Lectern	2'-0"	2'-0"	-	-

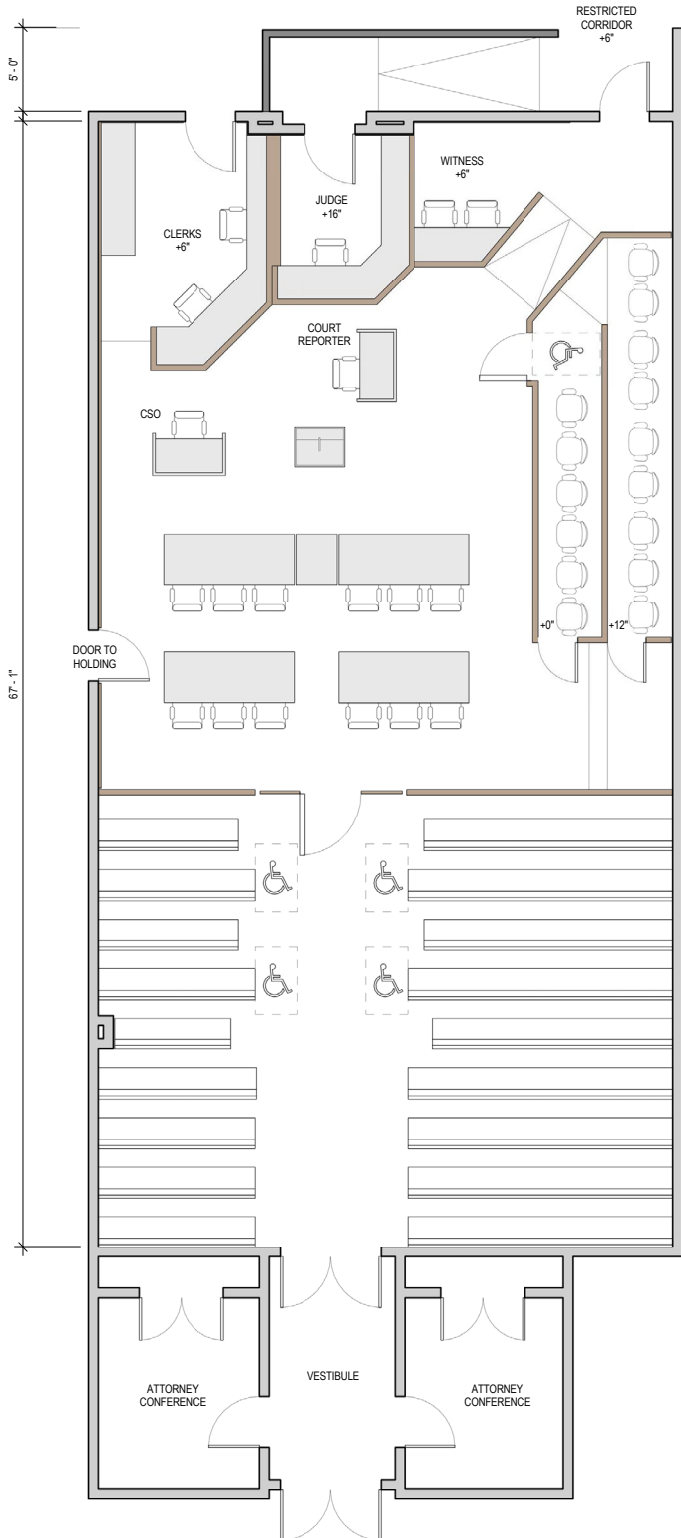


LARGE TRIAL COURTROOM EXAMPLES

SUPERIOR COURT OF SAN JOAQUIN COUNTY STOCKTON COURTHOUSE SAN JOAQUIN COUNTY, STOCKTON Courtroom Component Information

COURTROOM TYPE	TOTAL SQUARE FEET (INCLUDES RAMP IN CORRIDOR)		SPECTATOR SEATING AT 18"	
Large Trial	2,470		138+4 W.C.	

ELEMENT OR WORKSTATION	FURNITURE / CASEWORK WIDTH	CASEWORK DEPTH	HEIGHT ABOVE FLOOR	NO. OF OCCUPANTS
Judge	7'-10"/6'-6"	2'-0"/1'-8"	+16"	1
Courtroom Clerk	13'-8"	2'-3"	+6"	2
Court Security Officer (CSO)	4'-0"	2'-0"	-	1
Court Reporter	4'-0"	2'-0"	-	1
Witness Stand	5'-6"	2'-0"	+6"	2
Jury Box	N/A	N/A	(1st row) +0" (2nd row) +12"	15
Counsel Tables	7'-9"	3'-0"	-	3 ea.
Lectern	2'-5"	3'-0"	-	-

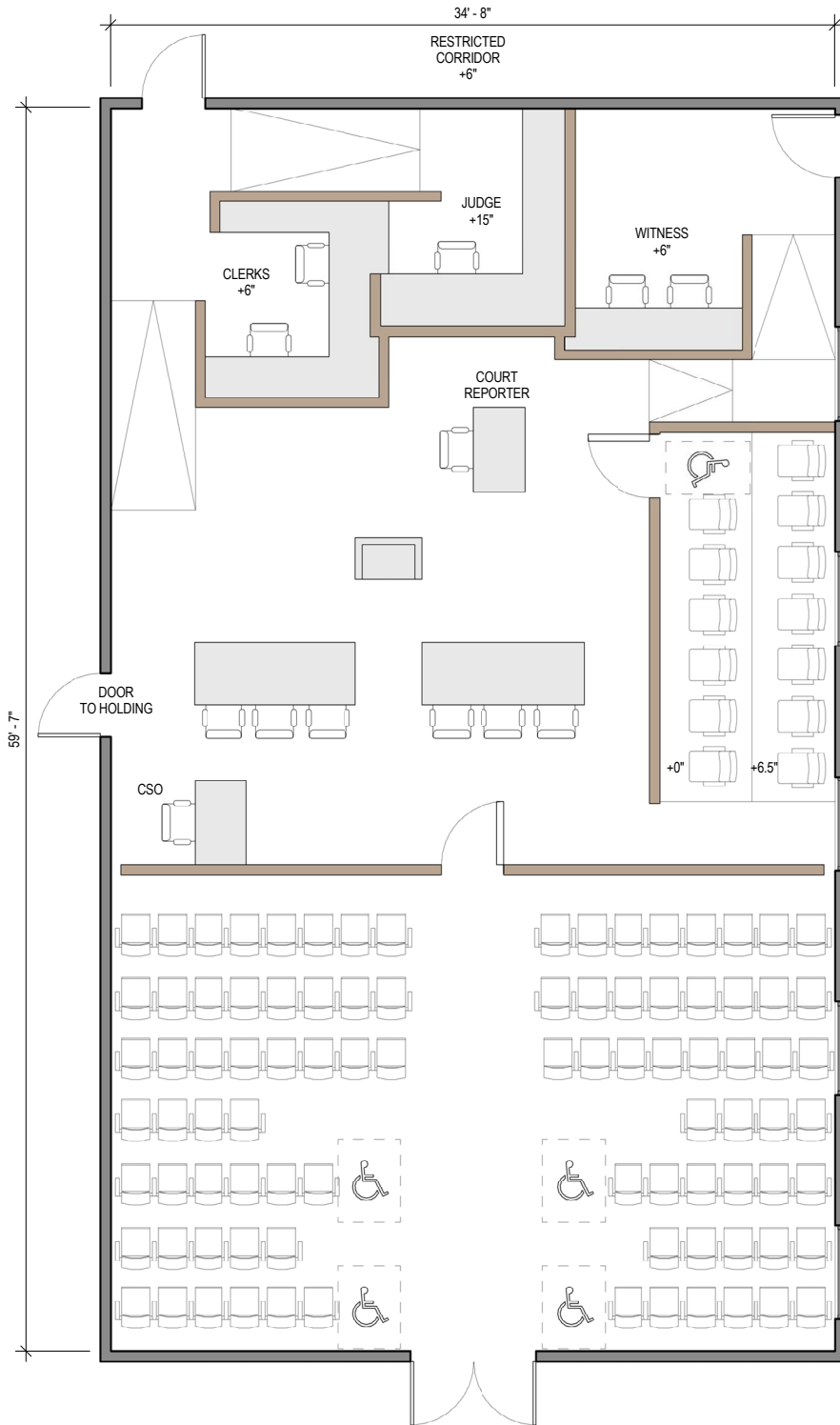


LARGE TRIAL COURTROOM EXAMPLES

SUPERIOR COURT OF CALIFORNIA, COUNTY OF SUTTER SUTTER COUNTY, YUBA CITY Courtroom Component Information

COURTROOM TYPE	TOTAL SQUARE FEET (INCLUDES RAMP IN CORRIDOR)		SPECTATOR SEATING AT 18"	
Large Trial	2,100		90+4 W.C.	

ELEMENT OR WORKSTATION	FURNITURE / CASEWORK WIDTH	CASEWORK DEPTH	HEIGHT ABOVE FLOOR	NO. OF OCCUPANTS
Judge	8'-9"/7'-11"	2'-6"/2'-0"	+15"	1
Courtroom Clerk	8'-5"	2'-0"	+6"	2
Court Security Officer (CSO)	-	-	-	1
Court Reporter	-	-	-	1
Witness Stand	8'-0"	2'-0"	+6"	2
Jury Box	N/A	N/A	(1st row) +0" (2nd row) +6.5"	14
Counsel Tables	-	-	-	-
Lectern	-	-	-	-

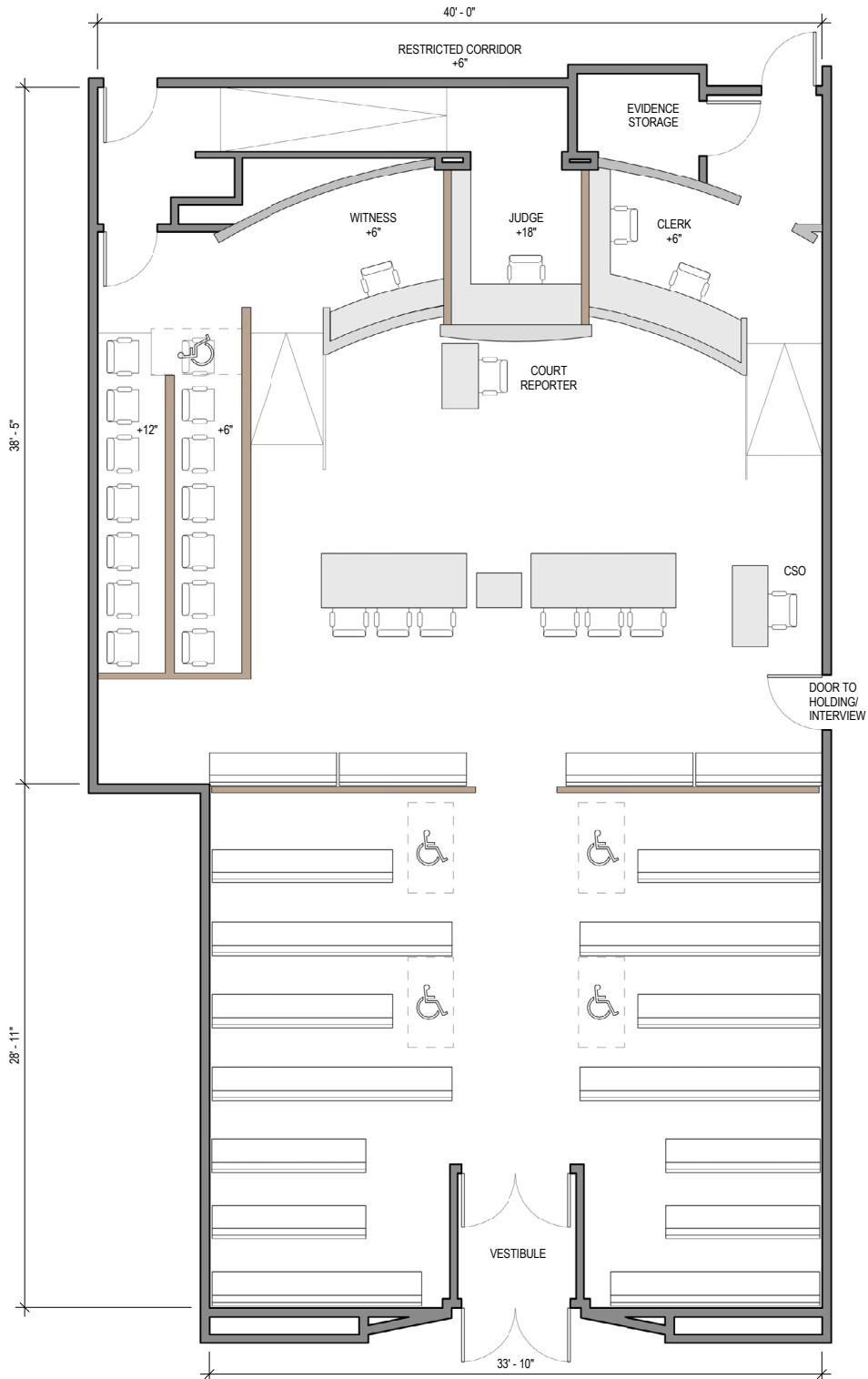


LARGE TRIAL COURTROOM EXAMPLES

YOLO SUPERIOR COURT, STATE OF CALIFORNIA YOLO COUNTY, WOODLAND Courtroom Component Information

COURTROOM TYPE	TOTAL SQUARE FEET (INCLUDES RAMP IN CORRIDOR)		SPECTATOR SEATING AT 18"	
Large Trial	2,500		90+4 W.C.	

ELEMENT OR WORKSTATION	FURNITURE / CASEWORK WIDTH	CASEWORK DEPTH	HEIGHT ABOVE FLOOR	NO. OF OCCUPANTS
Judge	7'-2"/6'-4"	2'-3"/1'-0"	+18"	1
Courtroom Clerk	13'-6"	2'-0"	+6"	2
Court Security Officer (CSO)	4'-6"	2'-0"	-	1
Court Reporter	3'-8"	2'-0"	-	1
Witness Stand	6'-6"	1'-8"	+6"	2
Jury Box	N/A	N/A	(1st row) +6" (2nd row) +12"	14
Counsel Tables	8'-0"	3'-0"	-	3 ea.
Lectern	-	-	-	-



TYPICAL LARGE TRIAL COURTROOM - CENTER BENCH A
Courtroom Component Information

COURTROOM TYPE	SQUARE FEET		SPECTATOR SEATING (18")	VOIR DIRE
Multipurpose Large Trial	2,050		67 + 4 W.C.	97
ELEMENT OR WORKSTATION	FURNITURE / CASEWORK WIDTH	DEPTH	HEIGHT ABOVE FLOOR	NO. OF OCCUPANTS
Judge	6'-6"/6'-4"	2'-0"/1'-6"	+16"	1
Courtroom Clerk	12'-0"	2'-3"	+12"	2
Court Security Officer	4'-0"	2'-6"	+0"	1
Court Reporter	4'-0"	2'-0"	+0"	1
Witness Stand	5'-0"	1'-7"	+6"	2
Jury Box	N/A	N/A	(1st row) +0" (2nd row) +6"	14
Counsel Tables	7'-6"	3'-0"	+0"	3 ea.
Lectern	2'-6"	2'-0"	N/A	0

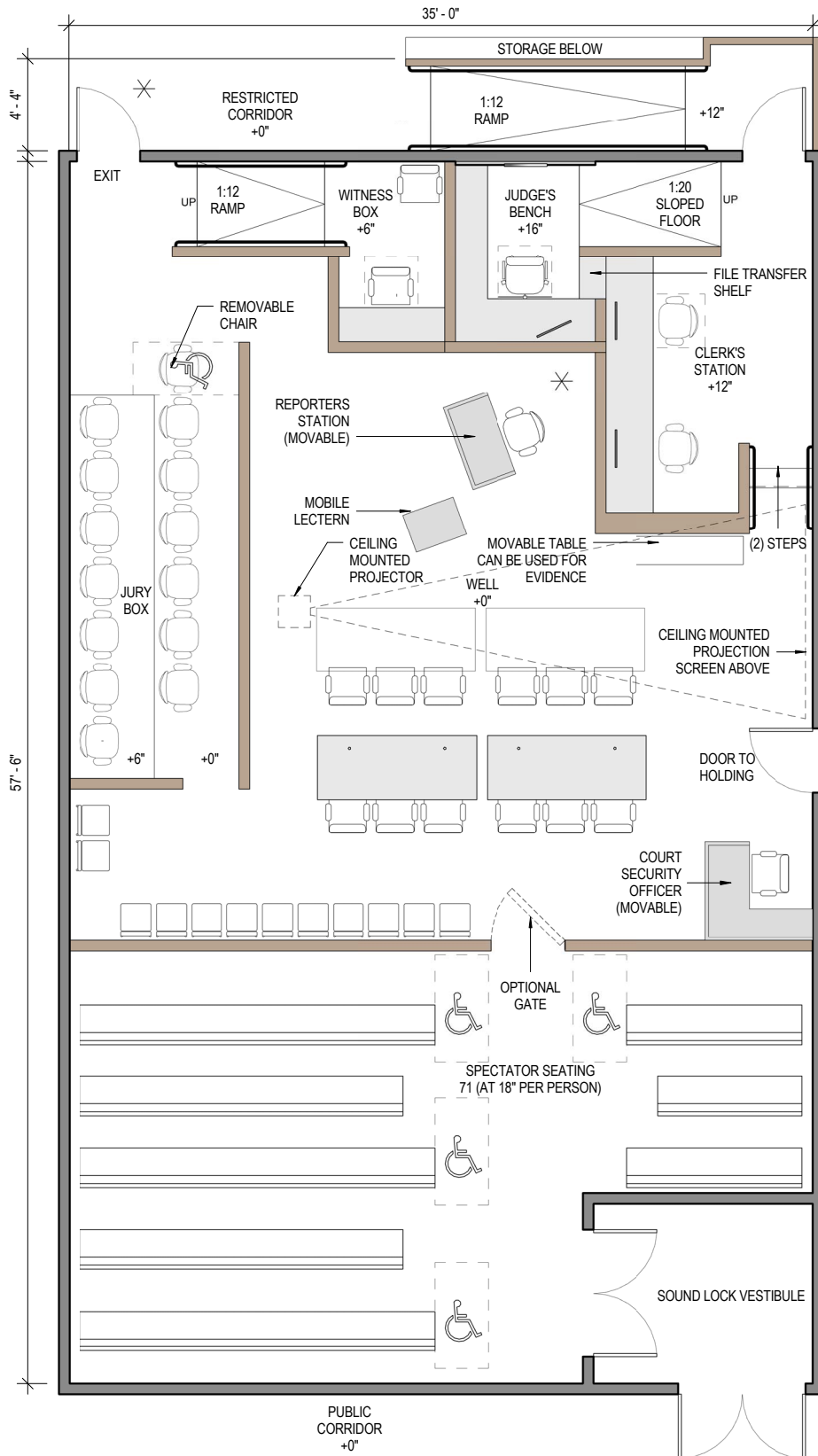
Key Attributes of Courtroom Layout

- 97 seats for voir dire provide maximum flexibility for trial use.
- Multi-defendant capable.
- Judge's bench work surface increased from 6' to 12'-10" long.
- Work surface return at judge's bench increased from 10" to 18" deep.
- Judge's bench elevated 16" to minimize need for ramping.
- Multiple locations for side-bar conferences (shown with *).
- Optimal sight lines for all participants.
- Multi-defendant capable.
- Exhibit storage table adjacent to clerk's workstation.
- Adjustable height work surfaces for judge and clerk.
- Clerks work surface increased from 10' to 12' long (2 clerks).
- Jury box dimensions are efficient and control courtroom width.
- Spectator seating increased by eliminating Attorney/Client Conference Rooms.

Options provided:

- Alternate Court Security Officer desk and evidence table locations.
- Movable lectern and court reporters station facilitate options for adding counsel tables.
- Gate to well area.

TYPICAL LARGE TRIAL COURTROOM - CENTER BENCH A



TYPICAL LARGE TRIAL COURTROOM - CENTER BENCH B
Courtroom Component Information

COURTROOM TYPE	SQUARE FEET		SPECTATOR SEATING (18")	VOIR DIRE
Multipurpose Large Trial	2,250		70 + 4 W.C.	100
ELEMENT OR WORKSTATION	FURNITURE / CASEWORK WIDTH	DEPTH	HEIGHT ABOVE FLOOR	NO. OF OCCUPANTS
Judge	7'-9"/6'-4"	2'-0"/1'-6"	+16"	1
Courtroom Clerk	12'-0"	2'-3"	+12"	2
Court Security Officer	4'-0"	2'-6"	+0"	1
Court Reporter	4'-0"	2'-0"	+0"	1
Witness Stand	5'-6"	1'-7"	+6"	2
Jury Box	N/A	N/A	(1st row) +0" (2nd row) +6"	14
Counsel Tables	8'-6"	3'-0"	+0"	4 ea.
Lectern	2'-6"	2'-0"	N/A	0

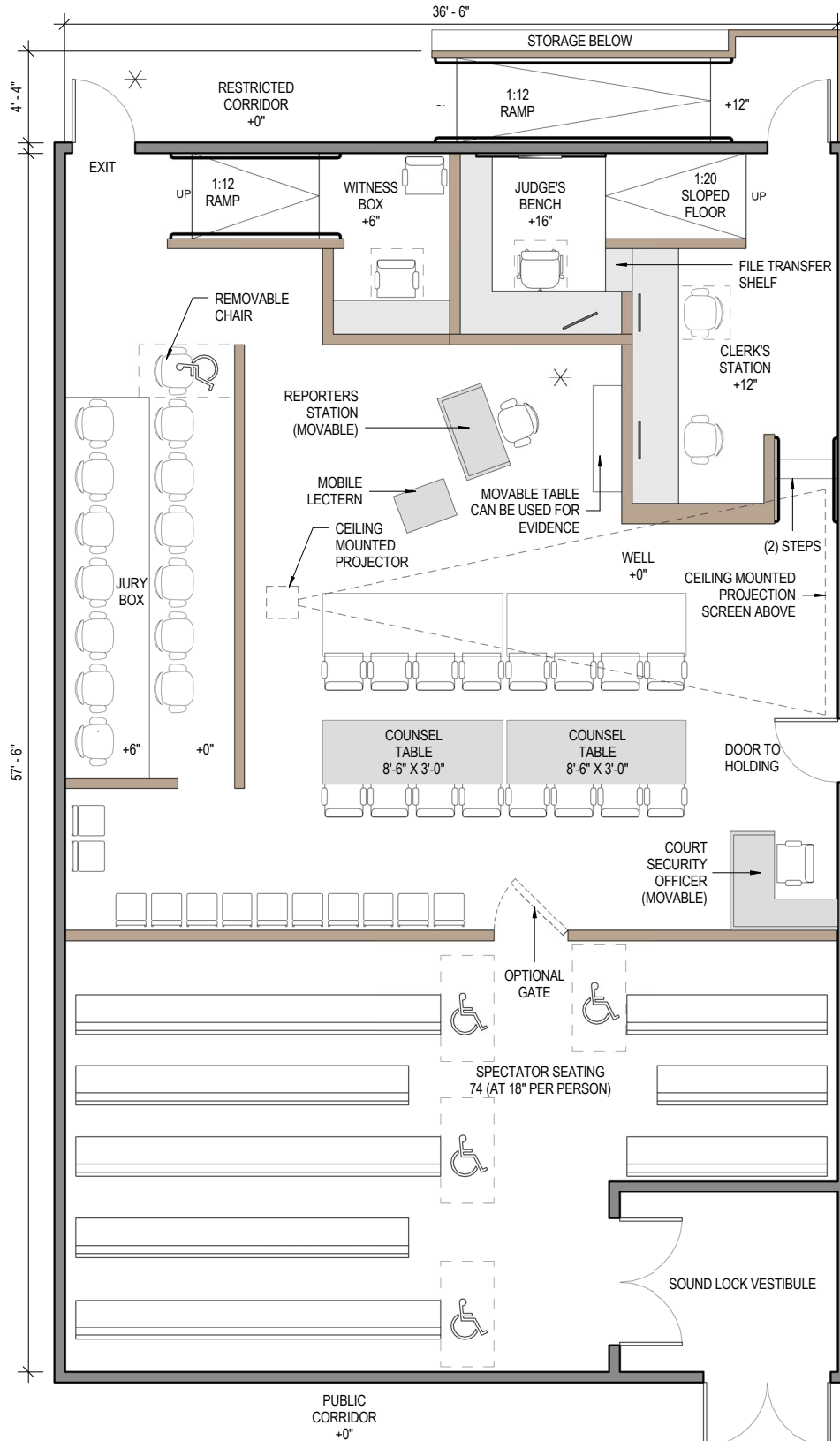
Key Attributes of Courtroom Layout

- 100 seats for voir dire provide maximum flexibility for trial use.
- Multi-defendant capable due to moveable well components and increased courtroom width.
- Judge's bench work surface increased from 6' to 14'-1" long.
- Work surface return at judge's bench increased from 10" to 18" deep.
- Judge's bench elevated 16" to minimize need for ramping.
- Multiple locations for side-bar conferences (shown with *).
- Optimal sight lines for all participants.
- Multi-defendant capable due to increased well area and moveable well components.
- Exhibit storage table adjacent to clerk's workstation.
- Adjustable height work surfaces for judge and clerk.
- Clerks work surface increased from 10' to 12' long (2 clerks).
- Clerk's storage in workstation area.
- Ramp provided to clerk's workstation area.
- Counsel tables provide for 4 seats at each table.
- Jury box dimensions are efficient and control courtroom width.
- Spectator seating increased by eliminating Attorney/Client Conference Rooms.

Options provided:

- Alternate Court Security Officer desk and evidence table locations.
- Movable lectern and court reporters station facilitate options for adding counsel tables.
- Gate to well area.

TYPICAL LARGE TRIAL COURTROOM - CENTER BENCH B



TYPICAL LARGE TRIAL COURTROOM - CENTER BENCH C
Courtroom Component Information

COURTROOM TYPE		SQUARE FEET	SPECTATOR SEATING (18")	VOIR DIRE
Multipurpose Large Trial		2,200	50 + 2 W.C.	78
ELEMENT OR WORKSTATION	FURNITURE / CASEWORK WIDTH	CASEWORK DEPTH	HEIGHT ABOVE FLOOR	NO. OF OCCUPANTS
Judge	7'-9"/6'-10"	2'-0"/1'-6"	+16"	1
Courtroom Clerk	12'-0"	2'-3"	+10"	2
Court Security Officer	4'-0"	2'-6"	+0"	1
Court Reporter	4'-0"	2'-0"	+0"	1
Witness Stand	5'-6"	1'-7"	+6"	2
Jury Box	N/A	N/A	(1st row) +0" (2nd row) +6"	14
Counsel Tables	8'-6"	3'-0"	+0"	4 ea.
Lectern	2'-6"	2'-0"	N/A	0

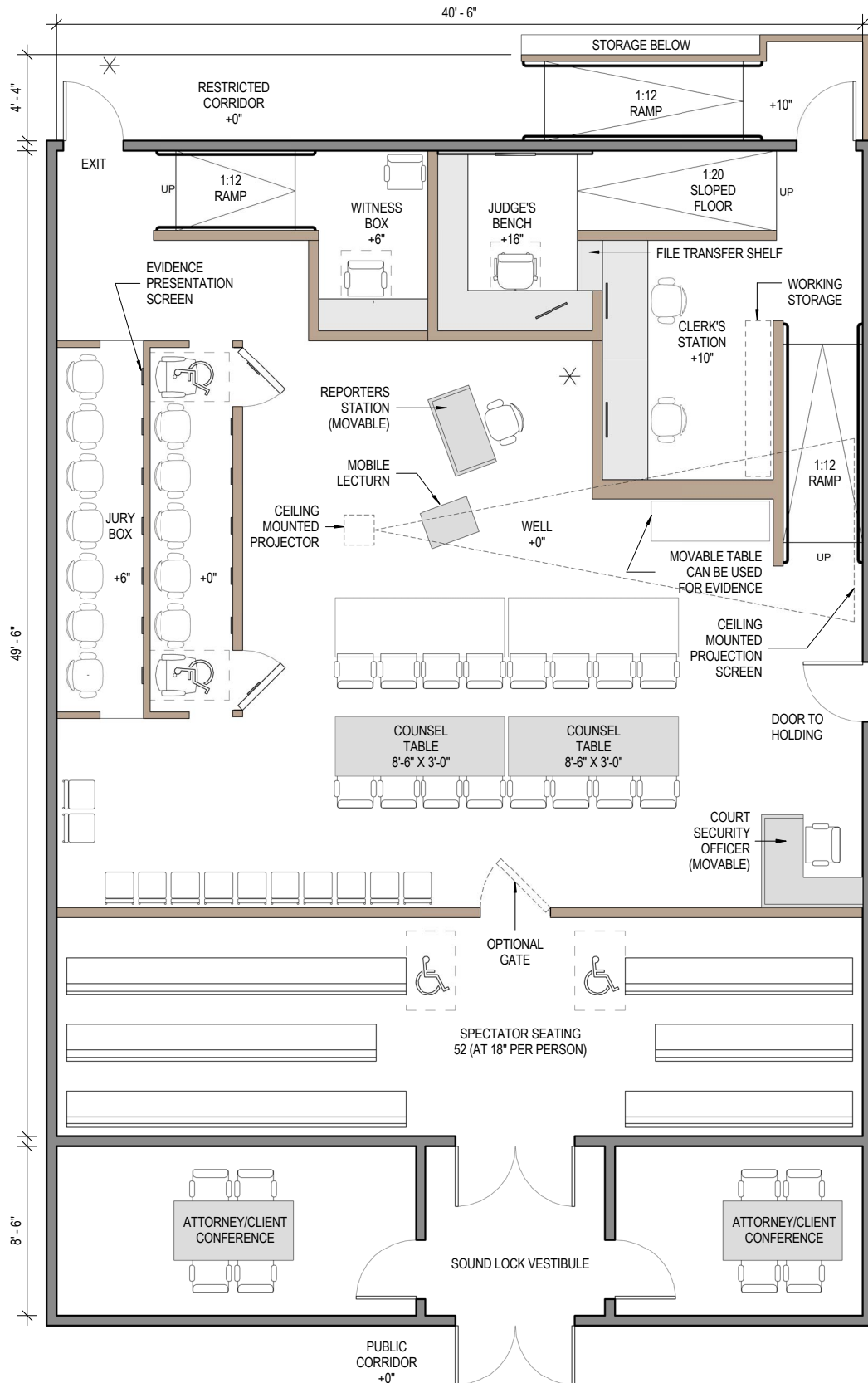
Key Attributes of Courtroom Layout

- 78 seats for voir dire provide maximum flexibility for trial use.
- Multi-defendant capable due to moveable well components and increased courtroom width.
- Judge’s bench work surface increased from 6’ to 14’-7” long.
- Work surface return at judge’s bench increased from 10” to 18” deep.
- Judge’s bench elevated 16” to minimize need for ramping.
- Multiple locations for side-bar conferences (shown with *).
- Optimal sight lines for all participants.
- Multi-defendant capable due to increased well area and moveable well components.
- Exhibit storage table adjacent to clerk’s workstation.
- Adjustable height work surfaces for judge and clerk.
- Clerks work surface increased from 10’ to 12’ long (2 clerks).
- Clerk’s storage in workstation area.
- Ramp provided to clerk’s workstation area.
- Counsel tables provide for 4 seats at each table.
- Jury box provides increased room to accommodate individual flat screen displays, room for jurors when exiting, and two alternate locations for wheel chair locations.

Options provided:

- Alternate Court Security Officer desk and evidence table locations.
- Movable lectern and court reporters station facilitate options for adding counsel tables.
- Gate to well area.

TYPICAL LARGE TRIAL COURTROOM - CENTER BENCH C



TYPICAL LARGE TRIAL COURTROOM - CENTER BENCH D Courtroom Component Information

COURTROOM TYPE	SQUARE FEET		SPECTATOR SEATING (18")	VOIR DIRE
Multipurpose Large Trial	2,445		80 + 4 W.C.	110
ELEMENT OR WORKSTATION	FURNITURE / CASEWORK WIDTH	DEPTH	HEIGHT ABOVE FLOOR	NO. OF OCCUPANTS
Judge	7'-9"/6'10"	2'-0"/1'-6"	+16"	1
Courtroom Clerk	12'-0"	2'-3"	+10"	2
Court Security Officer	4'-0"	2'-6"	+0"	1
Court Reporter	4'-0"	2'-0"	+0"	1
Witness Stand	5'-6"	1'-7"	+6"	2
Jury Box	N/A	N/A	(1st row) +0" (2nd row) +6"	14
Counsel Tables	8'-6"	3'-0"	+0"	4 ea.
Lectern	2'-6"	2'-0"	N/A	0

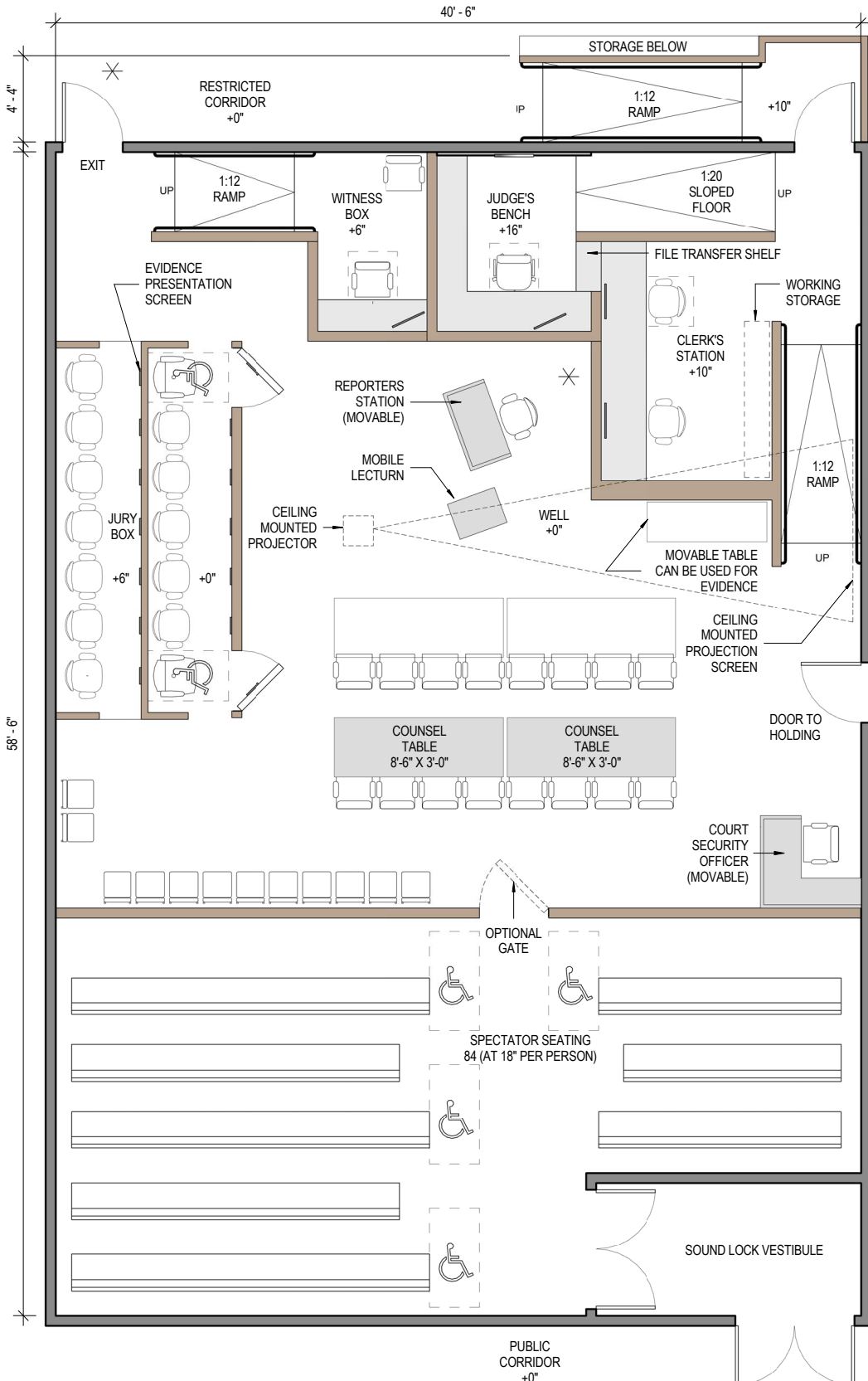
Key Attributes of Courtroom Layout

- 110 seats for voir dire provide maximum flexibility for trial use.
- Multi-defendant capable due to moveable well components and increased courtroom width.
- Judge's bench work surface increased from 6' to 14'-7" long.
- Work surface return at judge's bench increased from 10" to 18" deep.
- Judge's bench elevated 16" to minimize need for ramping.
- Multiple locations for side-bar conferences (shown with *).
- Optimal sight lines for all participants.
- Multi-defendant capable due to increased well area and moveable well components.
- Exhibit storage table adjacent to clerk's workstation.
- Adjustable height work surfaces for judge and clerk.
- Clerks work surface increased from 10' to 12' long (2 clerks).
- Clerk's storage in workstation area.
- Ramp provided to clerk's workstation area.
- Counsel tables provide for 4 seats at each table.
- Jury box provides increased room to accommodate individual flat screen panels, room for jurors when exiting, and two alternate locations for wheel chair locations.
- Spectator seating increased by eliminating Attorney/Client Conference Rooms.

Options provided:

- Alternate Court Security Officer desk and evidence table locations.
- Movable lectern and court reporters station facilitate options for adding counsel tables.
- Gate to well area.

TYPICAL LARGE TRIAL COURTROOM - CENTER BENCH D



LARGE TRIAL COURTROOM EXAMPLES

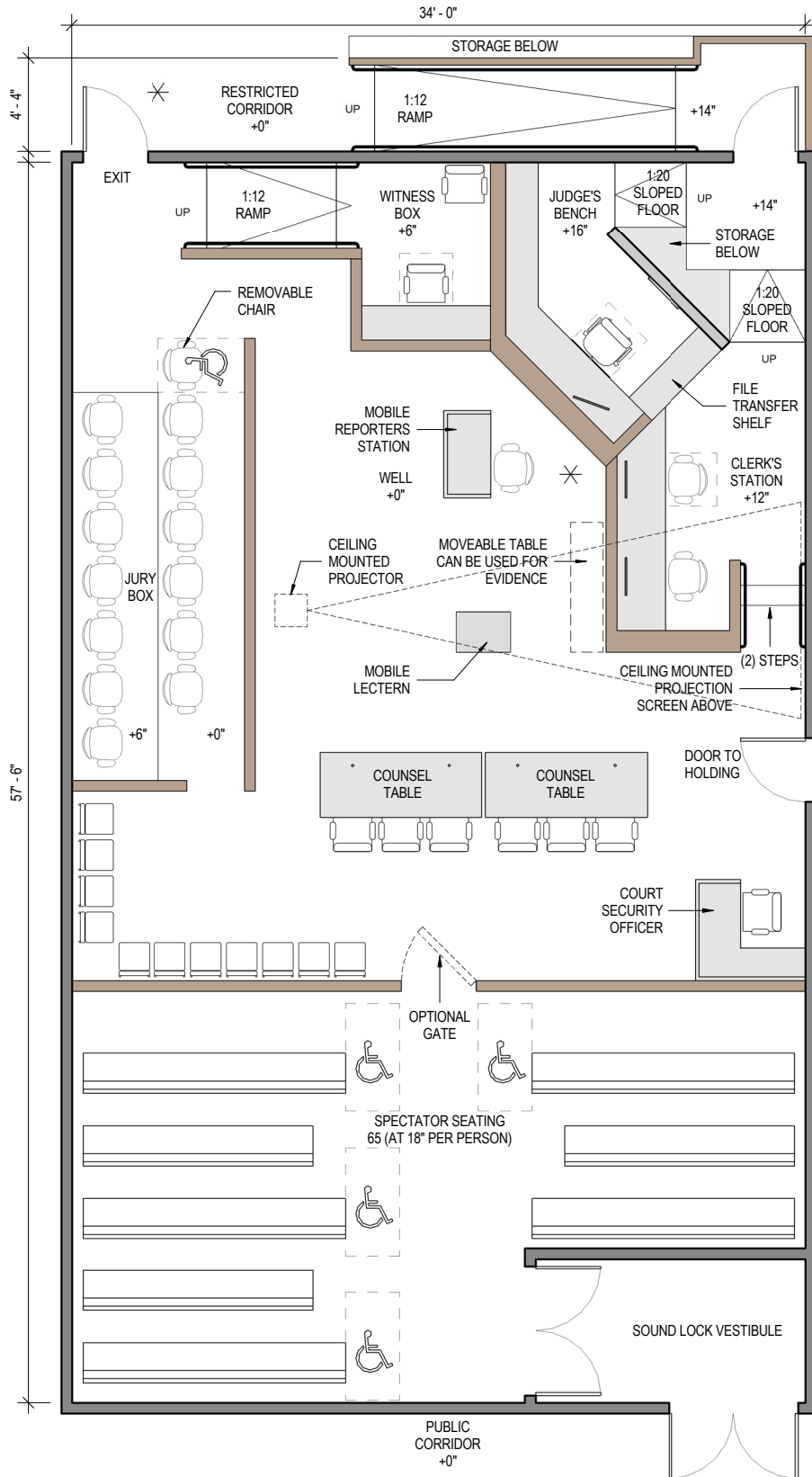
TYPICAL LARGE TRIAL COURTROOM - CORNER BENCH A Courtroom Component Information

COURTROOM TYPE	SQUARE FEET		SPECTATOR SEATING (18")	VOIR DIRE
Multipurpose Large Trial	2,008		61 + 4 W.C.	90
ELEMENT OR WORKSTATION	FURNITURE / CASEWORK WIDTH	CASEWORK DEPTH	HEIGHT ABOVE FLOOR	NO. OF OCCUPANTS
Judge	6'-6"/6'-9"	2'-0"/1'-6"	+16"	1
Courtroom Clerk	9'-3"	2'-3"	+12"	2
Court Security Officer	4'-0"	2'-0"	+0"	1
Court Reporter	4'-0"	2'-0"	+0"	1
Witness Stand	5'-6"	1'-7"	+6"	2
Jury Box	N/A	N/A	(1st row) +0" (2nd row) +6"	14
Counsel Tables	7'-6"	3'-0"	+0"	3 ea.
Lectern	2'-6"	2'-0"	N/A	0

Key Attributes of Courtroom Layout

- 90 seats for voir dire provide maximum flexibility for trial use.
- Judge's bench work surface increased from 6' to 13'-3" long.
- Work surface return at judge's bench increased from 10" to 18" deep.
- Judge's bench elevated 16" to minimize need for ramping.
- Multiple locations for side-bar conferences (shown with *).
- Optimal sight lines for all participants.
- Exhibit storage table adjacent to clerk's workstation.
- Adjustable height work surfaces for judge and clerk.
- Jury box dimensions are efficient and control courtroom width.
- Spectator seating increased by eliminating Attorney/Client Conference Rooms.

TYPICAL LARGE TRIAL COURTROOM - CORNER BENCH A



LARGE TRIAL COURTROOM EXAMPLES

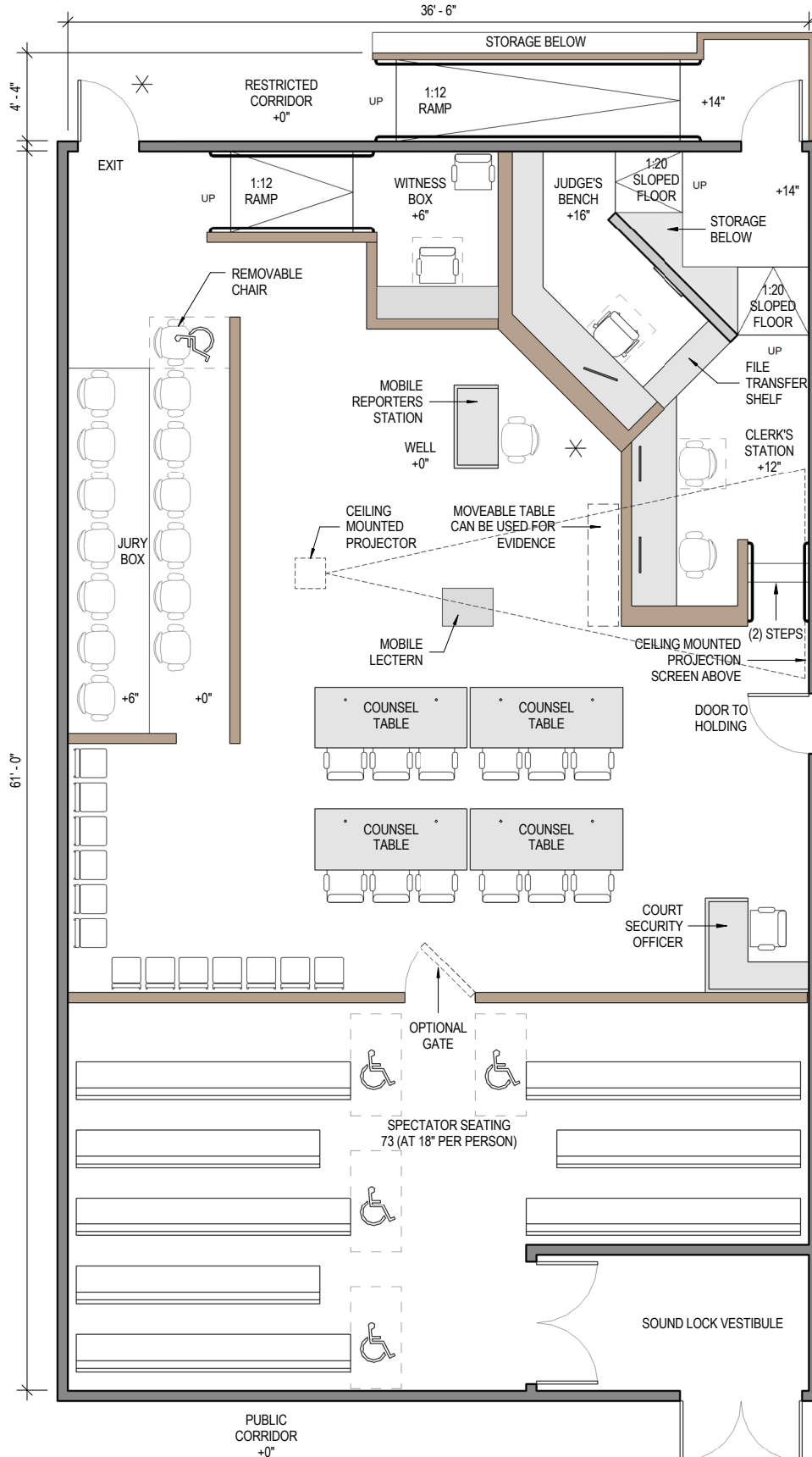
TYPICAL LARGE TRIAL COURTROOM - CORNER BENCH B Courtroom Component Information

COURTROOM TYPE	SQUARE FEET		SPECTATOR SEATING (18")	VOIR DIRE
Multipurpose Large Trial	2,285		69 + 4 W.C.	100
ELEMENT OR WORKSTATION	FURNITURE / CASEWORK WIDTH	DEPTH	HEIGHT ABOVE FLOOR	NO. OF OCCUPANTS
Judge	8'-0"/6'-9"	2'-0"/1'-6"	+16"	1
Courtroom Clerk	9'-3"	2'-3"	+12"	2
Court Security Officer	4'-0"	2'-0"	+0"	1
Court Reporter	4'-0"	2'-0"	+0"	1
Witness Stand	5'-6"	1'-7"	+6"	2
Jury Box	N/A	N/A	(1st row) +0" (2nd row) +6"	14
Counsel Tables	7'-6"	3'-0"	+0"	3 ea.
Lectern	2'-6"	2'-0"	N/A	0

Key Attributes of Courtroom Layout

- 100 seats for voir dire provide maximum flexibility for trial use.
- Multi-defendant capable.
- Judge's bench work surface increased from 6' to 14'-9".
- Work surface return at judge's bench increased from 10" to 18" deep.
- Judge's bench elevated 16" to minimize need for ramping.
- Multiple locations for side-bar conferences (shown with *).
- Optimal sight lines for all participants.
- Multi-defendant capable.
- Exhibit storage table adjacent to clerk's workstation.
- Adjustable height work surfaces for judge and clerk.
- Jury box dimensions are efficient and control courtroom width.
- Additional counsel tables accommodated by eliminating Attorney/Client Conference Rooms.

TYPICAL LARGE TRIAL COURTROOM - CORNER BENCH B



DOUBLE JURY COURTROOM EXAMPLES

DOUBLE JURY COURTROOM EXAMPLES

COUNTY	CITY	COURTHOUSE NAME	TOTAL SQUARE FEET *	SPECTATOR SEATING CAPACITY**	PAGE
CENTER BENCH					
Los Angeles	Long Beach	Governor George Deukmejian Courthouse	2150	52	62
San Diego	San Diego	San Diego Central Courthouse	2100	64	64
CORNER BENCH					
San Bernardino	San Bernardino	San Bernardino Justice Center	2400	92	66

*Includes ramp in corridor where applicable

**Wheelchair Spaces added to total spectator seating capacity

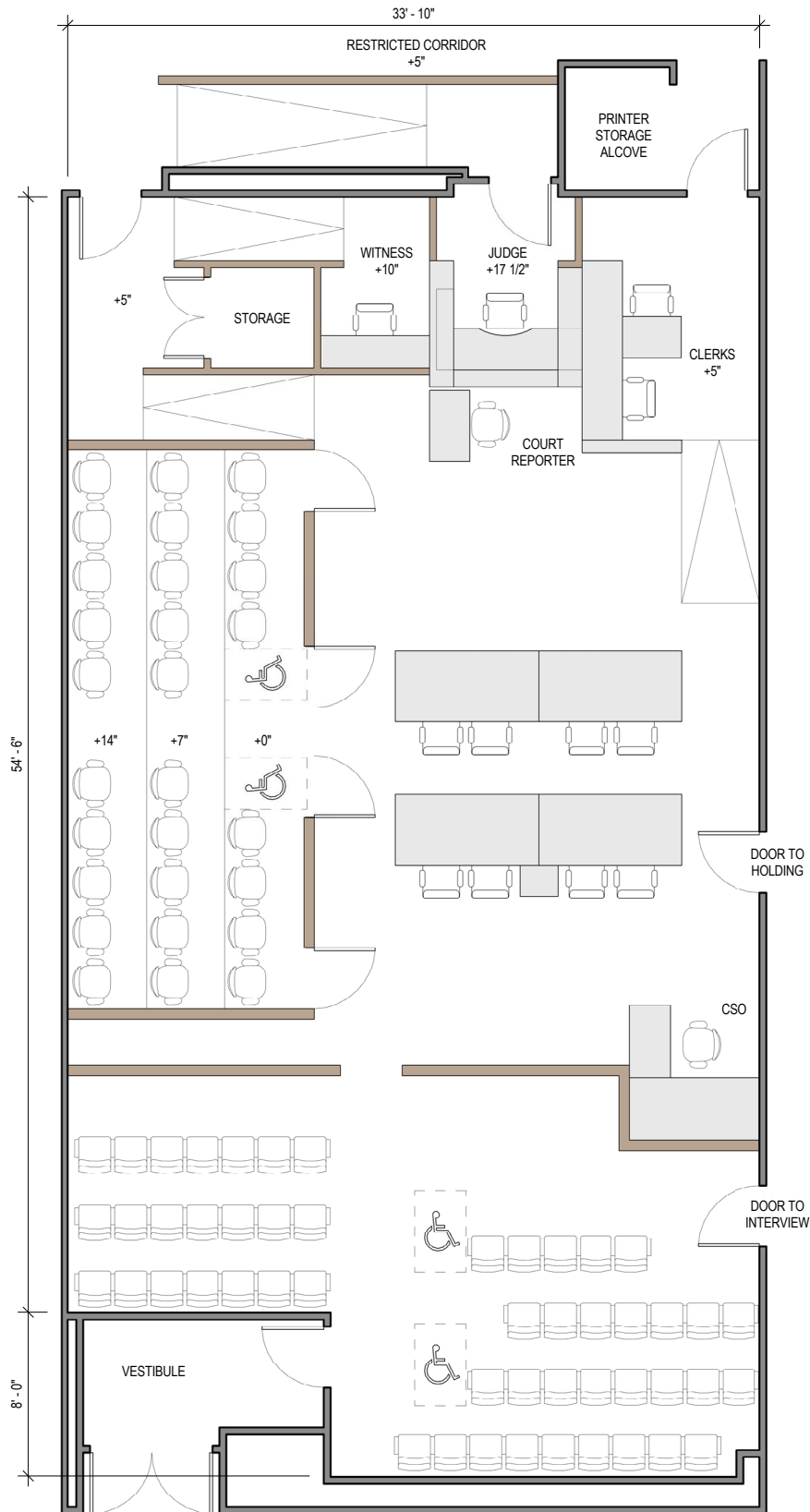
DOUBLE JURY COURTROOM EXAMPLES

GOVERNOR GEORGE DEUKMEJIAN COURTHOUSE LOS ANGELES COUNTY, LONG BEACH Courtroom Component Information

COURTROOM TYPE	TOTAL SQUARE FEET (INCLUDES RAMP IN CORRIDOR)		SPECTATOR SEATING AT 18"	
Double Jury	2,150		50+2 W.C.	

ELEMENT OR WORKSTATION	FURNITURE / CASEWORK WIDTH	CASEWORK DEPTH	HEIGHT ABOVE FLOOR	NO. OF OCCUPANTS
Judge	6'-9"	2'-2"	+17 1/2"	1
Courtroom Clerk	9'-0"	2'-1"	+5"	2
Court Security Officer (CSO)	6'-7"	2'-0"	-	1
Court Reporter	3'-6"	2'-0"	-	1
Witness Stand	5'-4"	1'-7"	+10"	2
Jury Box	N/A	N/A	(1st row) +0" (2nd row) +7" (3rd row) +14"	28
Counsel Tables	7'-0"	3'-0"	-	2 ea.
Lectern	-	-	-	-

DOUBLE JURY COURTROOM EXAMPLES

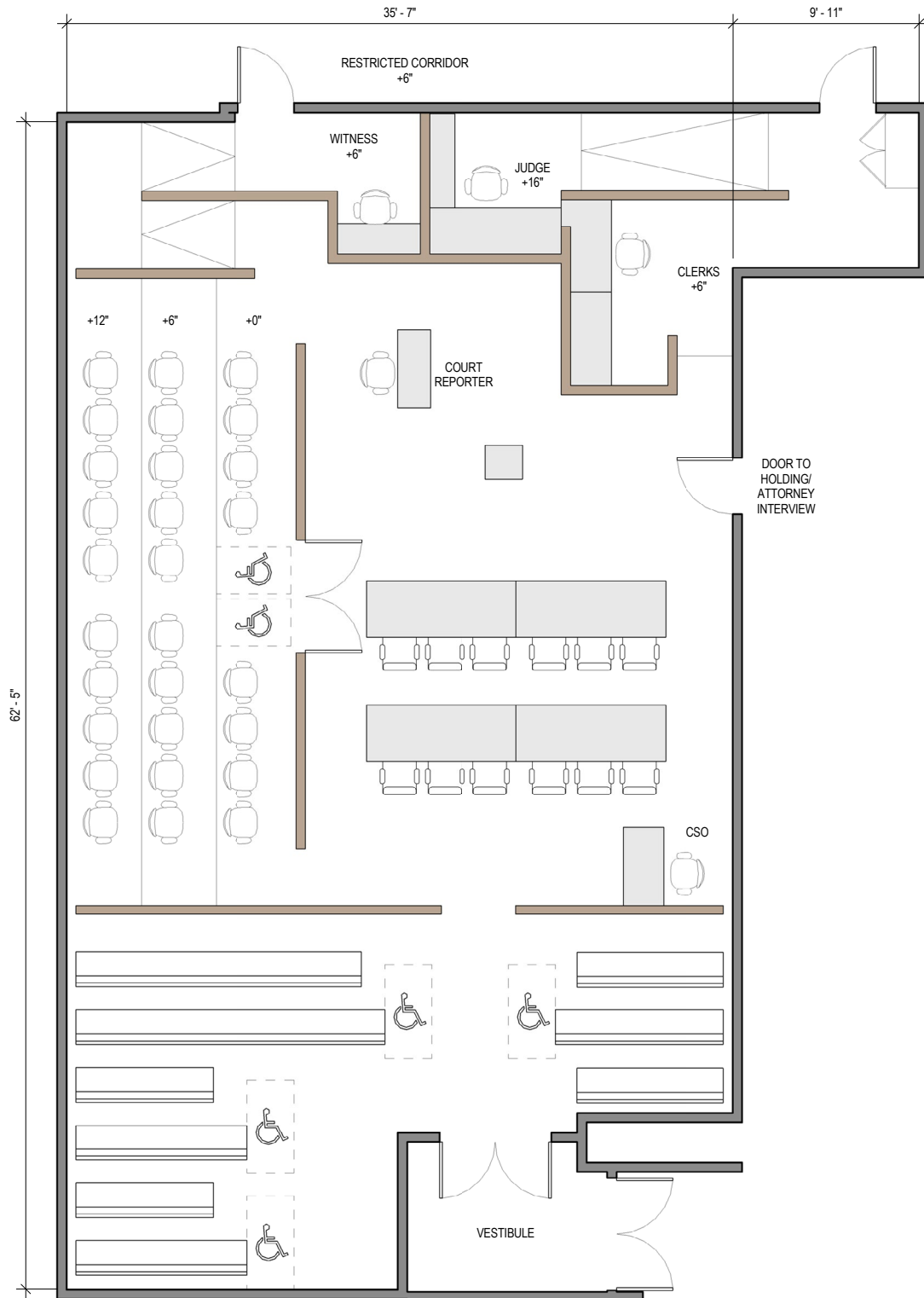


DOUBLE JURY COURTROOM EXAMPLES

SAN DIEGO CENTRAL COURTHOUSE SAN DIEGO COUNTY, SAN DIEGO Courtroom Component Information

COURTROOM TYPE	TOTAL SQUARE FEET (INCLUDES RAMP IN CORRIDOR)		SPECTATOR SEATING AT 18"	
Double Jury	2,100		60+4 W.C.	

ELEMENT OR WORKSTATION	FURNITURE / CASEWORK WIDTH	CASEWORK DEPTH	HEIGHT ABOVE FLOOR	NO. OF OCCUPANTS
Judge	7'-0"/5'-0"	2'-6"/1'-4"	+16"	1
Courtroom Clerk	9'-0"	2'-2"	+6"	2
Court Security Officer (CSO)	4'-2"	2'-2"	-	1
Court Reporter	4'-2"	1'-9"	-	1
Witness Stand	6'-4"	1'-8"	+6"	2
Jury Box	N/A	N/A	(1st row) +0" (2nd row) +6" (3rd row) +12"	28
Counsel Tables	7'-0"	3'-0"	-	3 ea.
Lectern	-	-	-	-

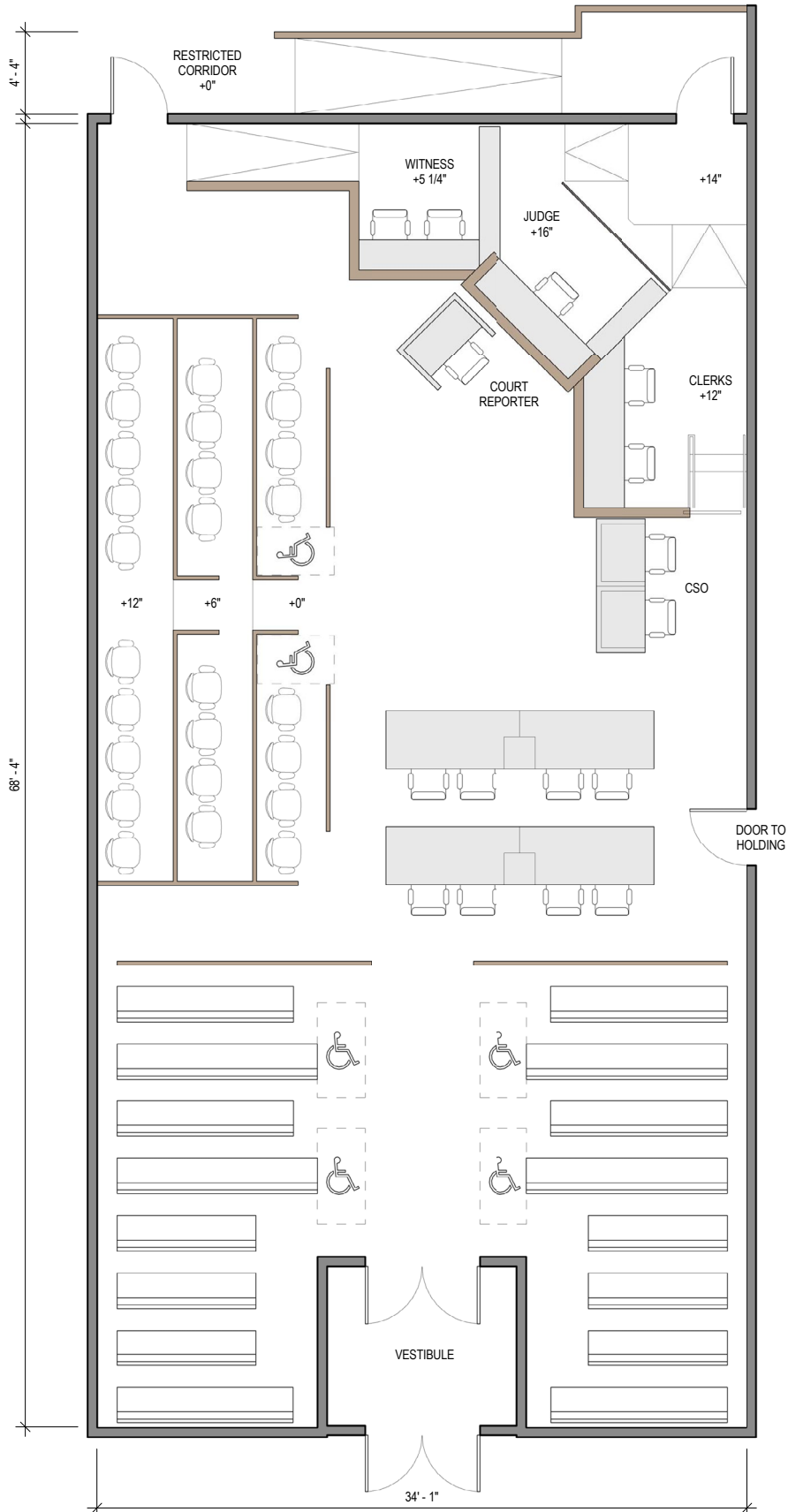


DOUBLE JURY COURTROOM EXAMPLES

SAN BERNARDINO JUSTICE CENTER SAN BERNARDINO COUNTY Courtroom Component Information

COURTROOM TYPE	TOTAL SQUARE FEET (INCLUDES RAMP IN CORRIDOR)		SPECTATOR SEATING AT 18"	
Double Jury	2,400		88+4 W.C.	

ELEMENT OR WORKSTATION	FURNITURE / CASEWORK WIDTH	CASEWORK DEPTH	HEIGHT ABOVE FLOOR	NO. OF OCCUPANTS
Judge	7'-0"/4'-9"	2'-0"/1'-2"	+16"	1
Courtroom Clerk	9'-0"	2'-2"	+12"	2
Court Security Officer (CSO)	7'-0"	2'-4"	-	2
Court Reporter	4'-3"	2'-0"	-	1
Witness Stand	6'-4"	1'-7"	+5 1/4"	2
Jury Box	N/A	N/A	(1st row) +0" (2nd row) +6" (3rd row) +12"	26
Counsel Tables	7'-0"	3'-0"	-	2 ea.
Lectern	-	-	-	-



ARRAIGNMENT COURTROOM EXAMPLES

ARRAIGNMENT COURTROOM EXAMPLES

COUNTY	CITY	COURTHOUSE NAME	TOTAL SQUARE FEET *	SPECTATOR SEATING CAPACITY**	PAGE
CENTER BENCH					
Los Angeles	Long Beach	Governor George Deukmejian Courthouse	2300	92	70
San Diego	San Diego	San Diego Central Courthouse	1800	98	72
CORNER BENCH					
Contra Costa	Pittsburg	Richard E. Arnason Justice Center	2000	92	74

*Includes ramp in corridor where applicable

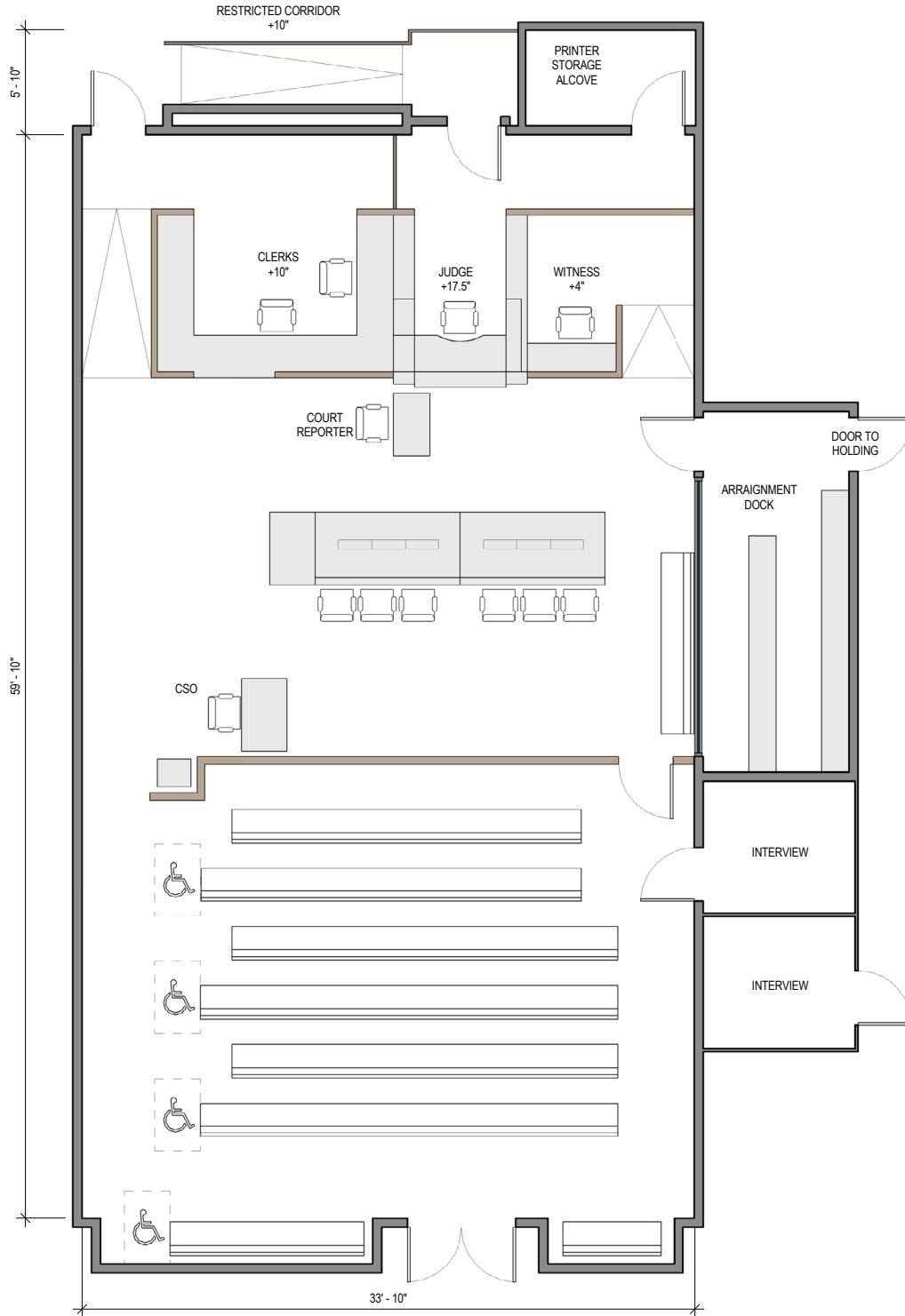
**Wheelchair Spaces added to total spectator seating capacity

ARRAIGNMENT COURTROOM EXAMPLES

GOVERNOR GEORGE DEUKMEJIAN COURTHOUSE LOS ANGELES COUNTY, LONG BEACH Courtroom Component Information

COURTROOM TYPE	TOTAL SQUARE FEET (INCLUDES RAMP IN CORRIDOR)		SPECTATOR SEATING AT 18"	
Arraignment Courtroom	2,300		94+4 W.C.	

ELEMENT OR WORKSTATION	FURNITURE / CASEWORK WIDTH	DEPTH	HEIGHT ABOVE FLOOR	NO. OF OCCUPANTS
Judge	7'-5"/6'-8"	2'-0"/1'-2"	+17.5"	1
Courtroom Clerk	13'-0"	2'-0"	+10"	2
Court Security Officer (CSO)	4'-6"	2'-6"	-	1
Court Reporter	3'-6"	2'-0"	-	1
Witness Stand	5'-0"	1'-7"	+4"	2
Jury Box	N/A	N/A	N/A	N/A
Counsel Tables	8'-0"	4'-0"	-	3 ea.
Lectern	2'-6"	4'-0"	-	-

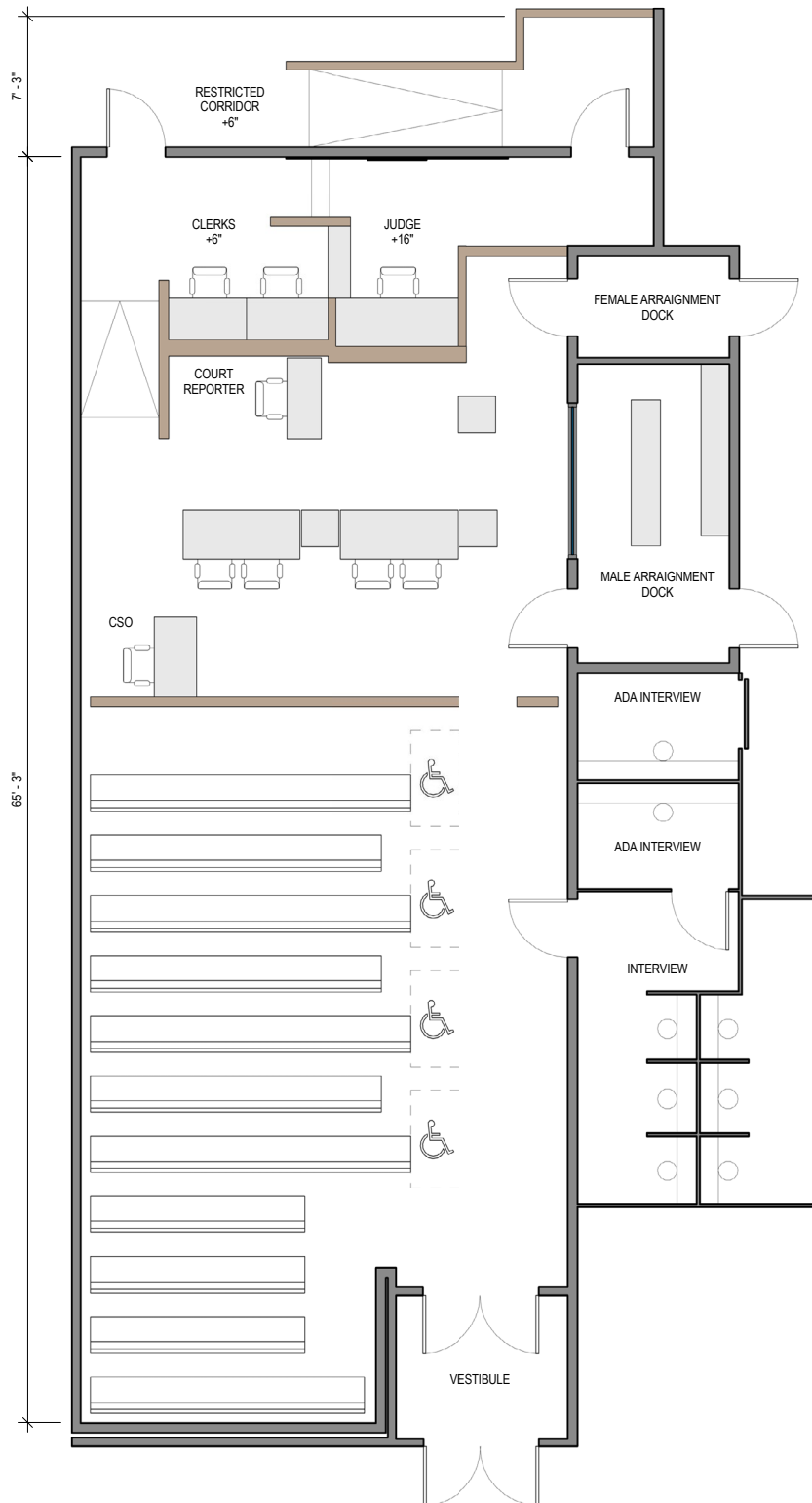


ARRAIGNMENT COURTROOM EXAMPLES

SAN DIEGO CENTRAL COURTHOUSE SAN DIEGO COUNTY, SAN DIEGO Courtroom Component Information

COURTROOM TYPE	TOTAL SQUARE FEET (INCLUDES RAMP IN CORRIDOR)		SPECTATOR SEATING AT 18"	
Arraignment Courtroom	1,800		94+4 W.C.	

ELEMENT OR WORKSTATION	FURNITURE / CASEWORK WIDTH	CASEWORK DEPTH	HEIGHT ABOVE FLOOR	NO. OF OCCUPANTS
Judge	6'-0"/3'-8"	2'-6"/1'-3"	+16"	1
Courtroom Clerk	8'-2"	2'-6"	+6"	2
Court Security Officer (CSO)	4'-2"	2'-2"	-	1
Court Reporter	4'-2"	1'-9"	-	1
Witness Stand	N/A		N/A	
Jury Box	N/A	N/A	N/A	N/A
Counsel Tables	6'-0"	3'-0"	-	2 ea.
Lectern	2'-6"	2'-0"	-	-



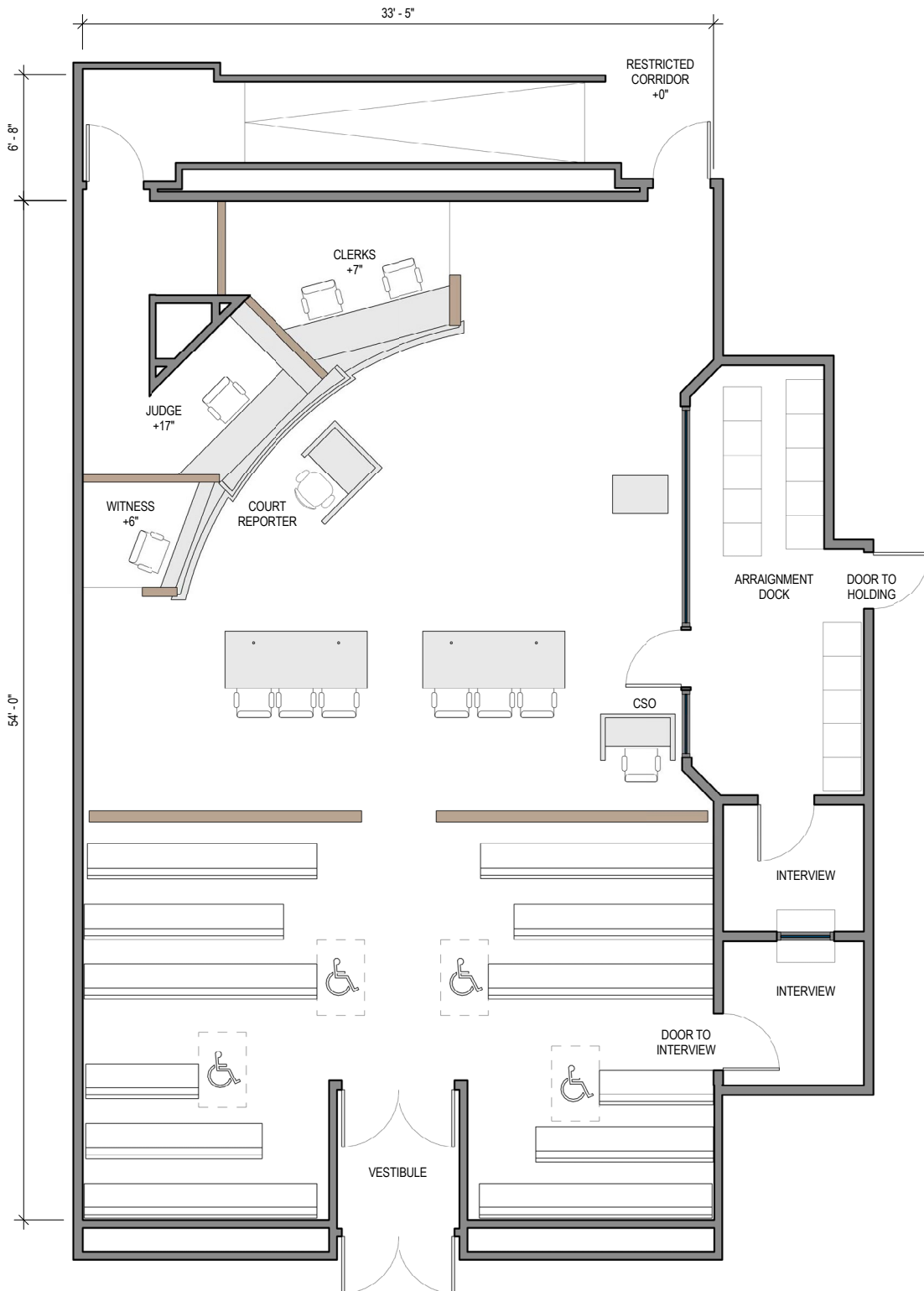
ARRAIGNMENT COURTROOM EXAMPLES

RICHARD E. ARNASON JUSTICE CENTER CONTRA COSTA COUNTY, PITTSBURG Courtroom Component Information

COURTROOM TYPE	TOTAL SQUARE FEET (INCLUDES RAMP IN CORRIDOR)		SPECTATOR SEATING AT 18"	
Arraignment	2,000		88+4 W.C.	

ELEMENT OR WORKSTATION	FURNITURE / CASEWORK WIDTH	DEPTH	HEIGHT ABOVE FLOOR	NO. OF OCCUPANTS		
Judge	8'-11"	4'-0"	1'-10"	1'-1"	+17"	1
Courtroom Clerk	9'-0"	2'-0"	+7"	2		
Court Security Officer (CSO)	4'-0"	2'-0"	-	1		
Court Reporter	3'-0"	2'-0"	-	1		
Witness Stand	6'-0"	0'-9"	+6"	2		
Jury Box	N/A	N/A	N/A	N/A	N/A	
Counsel Tables	7'-6"	3'-0"	-	3 ea.		
Lectern	3'-0"	2'-0"	-	-		

ARRAIGNMENT COURTROOM EXAMPLES



TRAFFIC COURTROOM EXAMPLES

TRAFFIC COURTROOM EXAMPLES

COUNTY	CITY	COURTHOUSE NAME	TOTAL SQUARE FEET *	SPECTATOR SEATING CAPACITY**	PAGE
CENTER BENCH					
Contra Costa	Pittsburg	Richard E. Arnason Justice Center	2100	92	78
Los Angeles	Long Beach	Governor George Deukmejian Courthouse	2250	124	80
CORNER BENCH					
San Bernardino	San Bernardino	San Bernardino Justice Center	2250	104	82

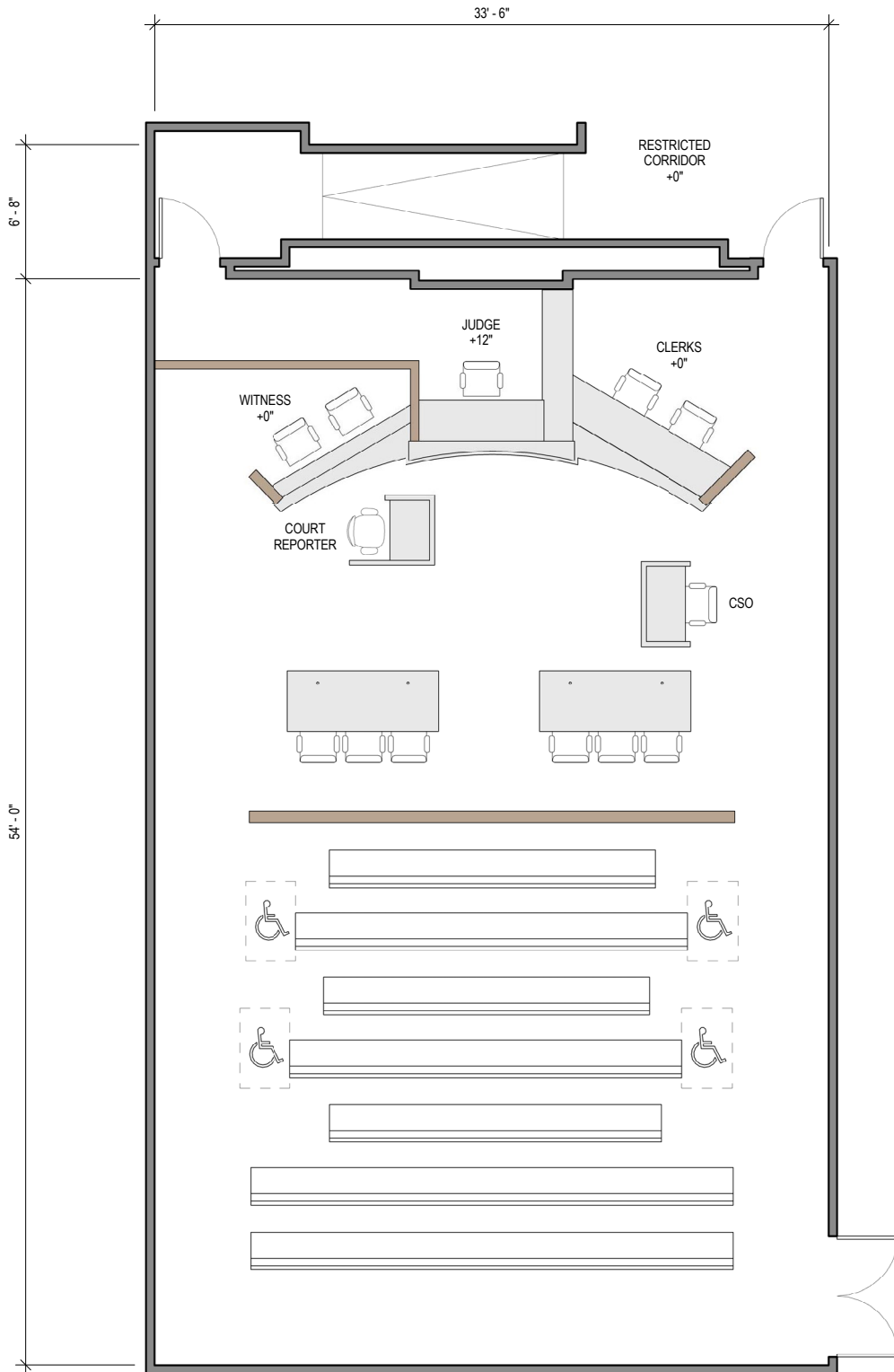
*Includes ramp in corridor where applicable

**Wheelchair Spaces added to total spectator seating capacity

**RICHARD E. ARNASON JUSTICE CENTER
CONTRA COSTA COUNTY, PITTSBURG
Courtroom Component Information**

COURTROOM TYPE	TOTAL SQUARE FEET (INCLUDES RAMP IN CORRIDOR)		SPECTATOR SEATING AT 18"	
Traffic	2,100		88+4 W.C.	

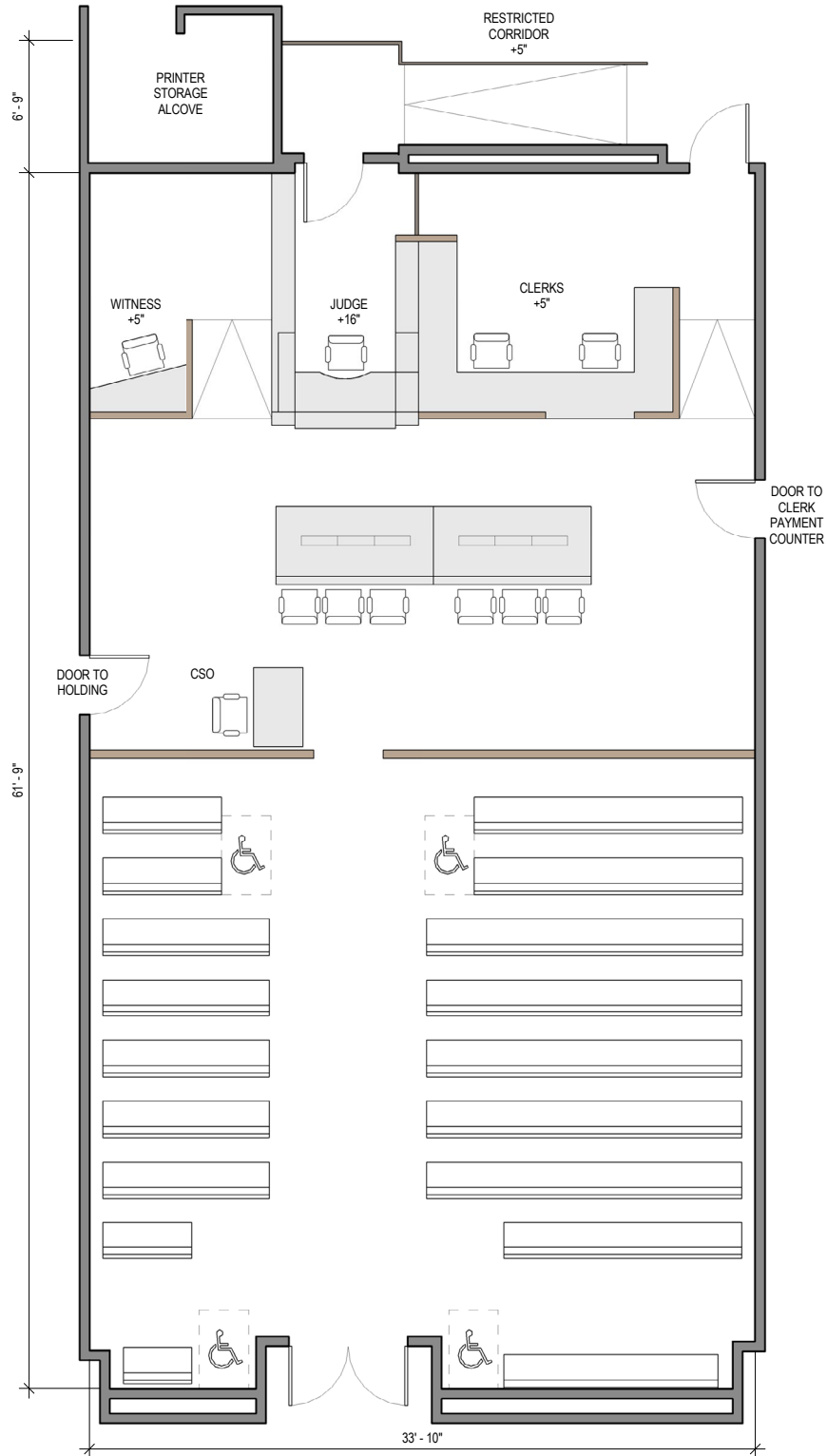
ELEMENT OR WORKSTATION	FURNITURE / CASEWORK WIDTH	DEPTH	HEIGHT ABOVE FLOOR	NO. OF OCCUPANTS
Judge	7'-8"/5'-5"	2'-0"/1'-6"	+12"	1
Courtroom Clerk	9'-0"	2'-0"	+0"	2
Court Security Officer (CSO)	4'-0"	2'-0"	-	1
Court Reporter	3'-0"	2'-0"	-	1
Witness Stand	8'-0"	0'-9"	+0"	2
Jury Box	N/A	N/A	N/A	N/A
Counsel Tables	7'-6"	3'-0"	-	3 ea.
Lectern	-	-	-	-



**GOVERNOR GEORGE DEUKMEJIAN COURTHOUSE
LOS ANGELES COUNTY, LONG BEACH
Courtroom Component Information**

COURTROOM TYPE	TOTAL SQUARE FEET (INCLUDES RAMP IN CORRIDOR)		SPECTATOR SEATING AT 18"	
Traffic	2,250		120+4 W.C.	

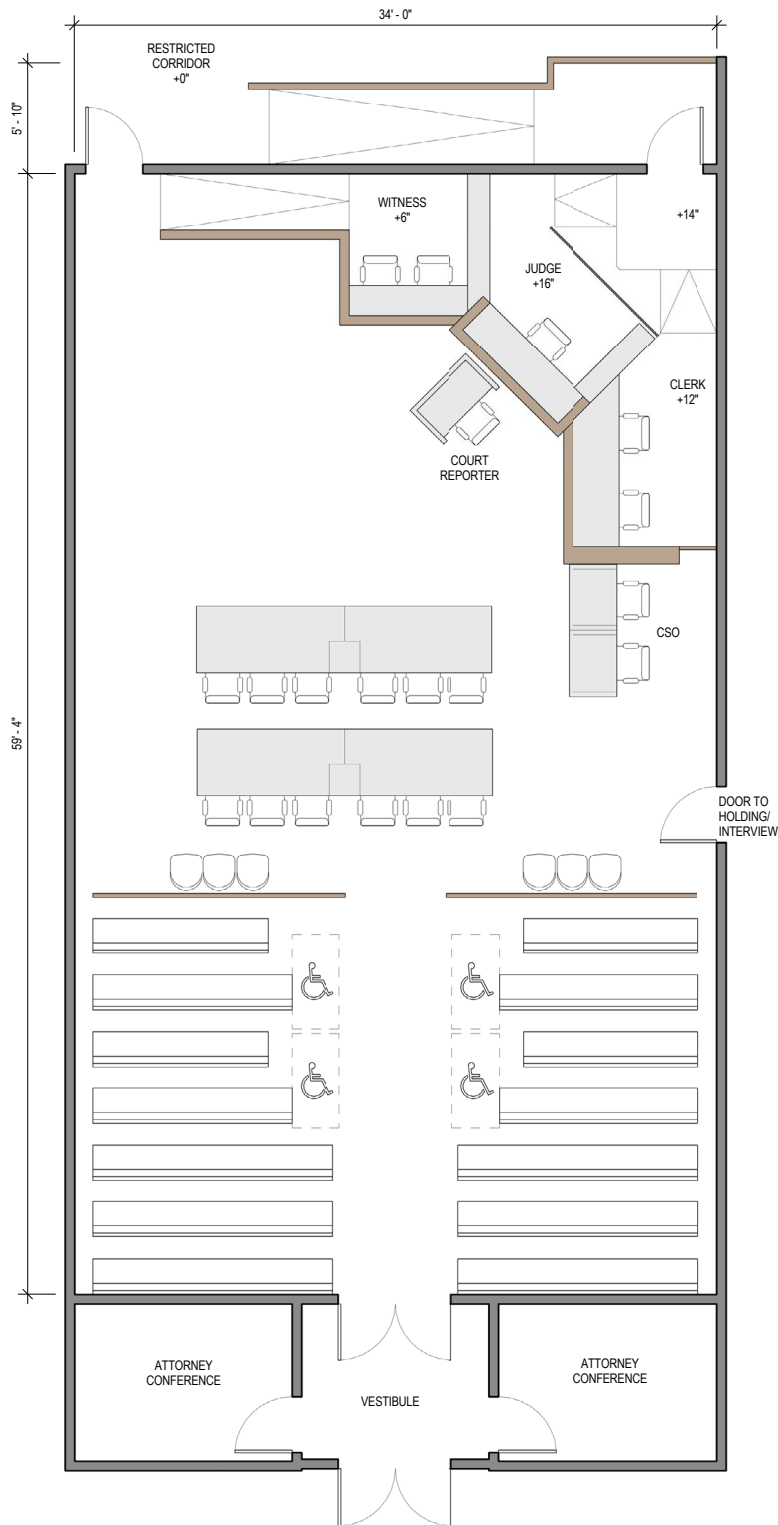
ELEMENT OR WORKSTATION	FURNITURE / CASEWORK WIDTH	DEPTH	HEIGHT ABOVE FLOOR	NO. OF OCCUPANTS
Judge	7'-3"/6'-8"	2'-0"/1'-2"	+16"	1
Courtroom Clerk	13'-0"	2'-4"	+5"	2
Court Security Officer (CSO)	4'-0"	2'-6"	-	1
Court Reporter	-	-	-	-
Witness Stand	5'-0"	2'-5" at widest point	+5"	2
Jury Box	N/A	N/A	N/A	N/A
Counsel Tables	8'-0"	4'-0"	-	3 ea.
Lectern	-	-	-	-



**SAN BERNARDINO JUSTICE CENTER
SAN BERNARDINO COUNTY, SAN BERNARDINO
Courtroom Component Information**

COURTROOM TYPE	TOTAL SQUARE FEET (INCLUDES RAMP IN CORRIDOR)	SPECTATOR SEATING AT 18"
Traffic	2,250	100+4 W.C.

ELEMENT OR WORKSTATION	FURNITURE / CASEWORK WIDTH	CASEWORK DEPTH	HEIGHT ABOVE FLOOR	NO. OF OCCUPANTS
Judge	7'-0"/4'-9"	2'-0"/1'-2"	+16"	1
Courtroom Clerk	9'-0"	2'-6"	+12"	2
Court Security Officer (CSO)	7'-0"	2'-4"	-	2
Court Reporter	4'-3"	2'-0"	-	1
Witness Stand	7'-6"	1'-7"	+6"	2
Jury Box	N/A	N/A	N/A	N/A
Counsel Tables	7'-10"	3'-6"	-	3 ea.
Lectern	-	-	-	-



FAMILY COURTROOM EXAMPLES

FAMILY COURTROOM EXAMPLES

COUNTY	CITY	COURTHOUSE NAME	TOTAL SQUARE FEET *	SPECTATOR SEATING CAPACITY**	PAGE
CENTER BENCH					
San Diego	San Diego	San Diego Central Courthouse	1700	46	86
San Joaquin	Stockton	Superior Court of San Joaquin County Stockton Courthouse	1700	74	88
Santa Clara	Santa Clara	Santa Clara Family Justice Center	1700	52	90

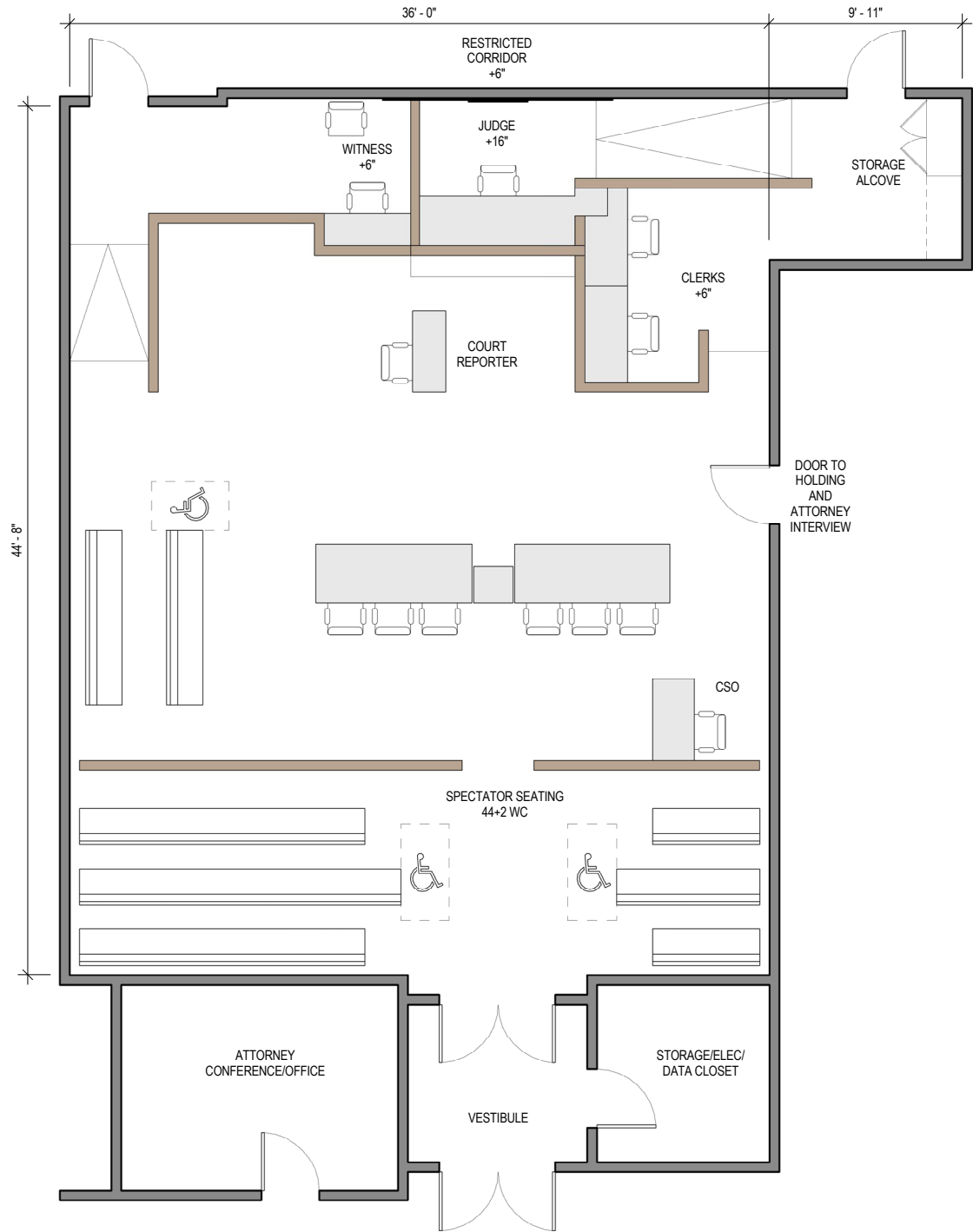
*Includes ramp in corridor where applicable

**Wheelchair Spaces added to total spectator seating capacity

**SAN DIEGO CENTRAL COURTHOUSE
SAN DIEGO COUNTY, SAN DIEGO
Courtroom Component Information**

COURTROOM TYPE	TOTAL SQUARE FEET (INCLUDES RAMP IN CORRIDOR)		SPECTATOR SEATING AT 18"	
Family	1,700		44+2 W.C.	

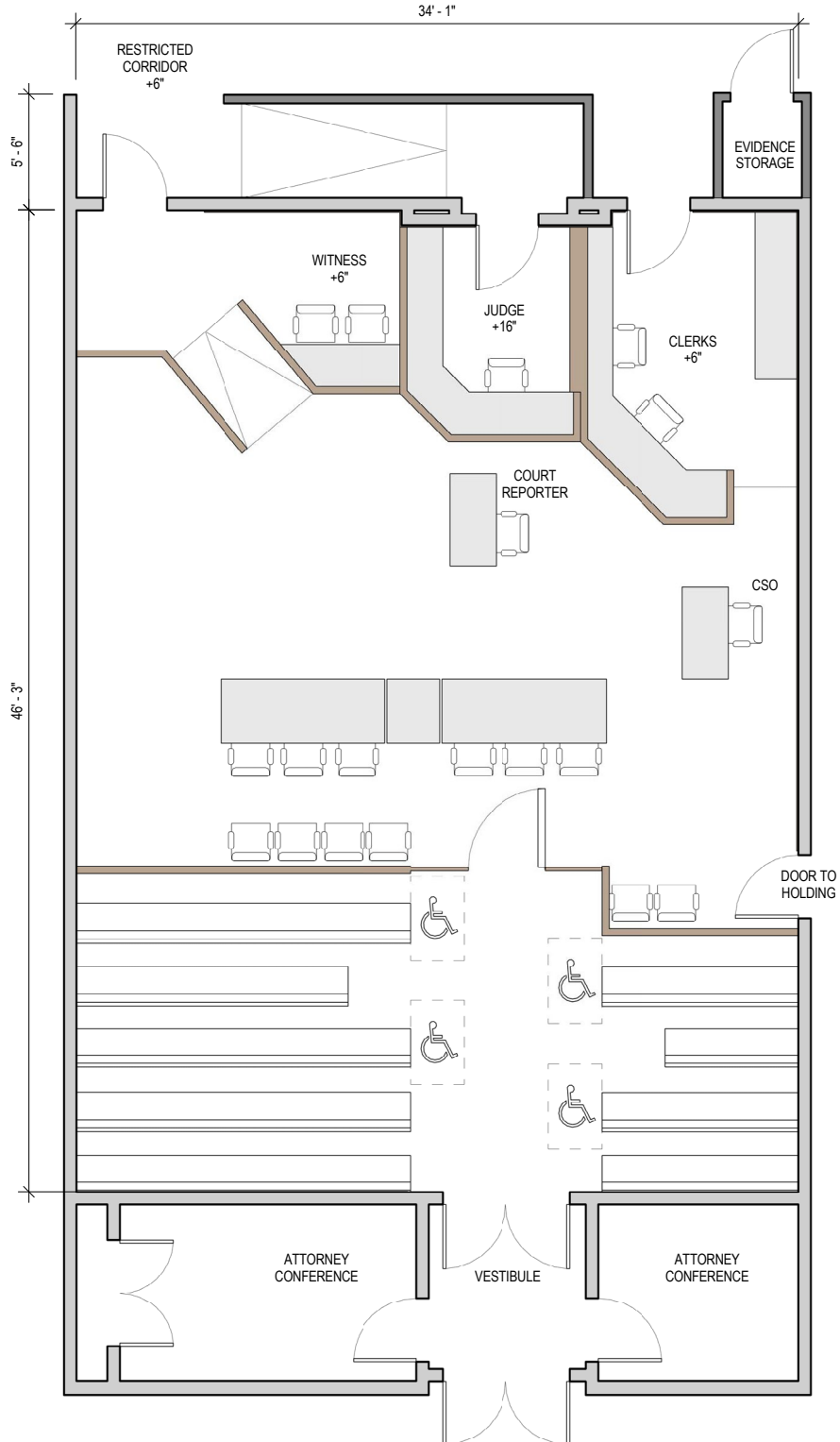
ELEMENT OR WORKSTATION	FURNITURE / CASEWORK WIDTH	DEPTH	HEIGHT ABOVE FLOOR	NO. OF OCCUPANTS
Judge	8'-0"	2'-6"	+16"	1
Courtroom Clerk	10'-0"	2'-2"	+6"	2
Court Security Officer (CSO)	4'-2"	2'-2"	-	1
Court Reporter	4'-2"	1'-9"	-	1
Witness Stand	4'-6"	1'-8"	+6"	2
Jury Box	N/A	N/A	N/A	N/A
Counsel Tables	8'-0"	3'-0"	-	3 ea.
Lectern	2'-0"	2'-0"	-	-



**SUPERIOR COURT OF SAN JOAQUIN COUNTY STOCKTON COURTHOUSE
 SAN JOAQUIN COUNTY, STOCKTON
 Courtroom Component Information**

COURTROOM TYPE	TOTAL SQUARE FEET (INCLUDES RAMP IN CORRIDOR)		SPECTATOR SEATING AT 18"	
Family	1,700		72+2 W.C.	

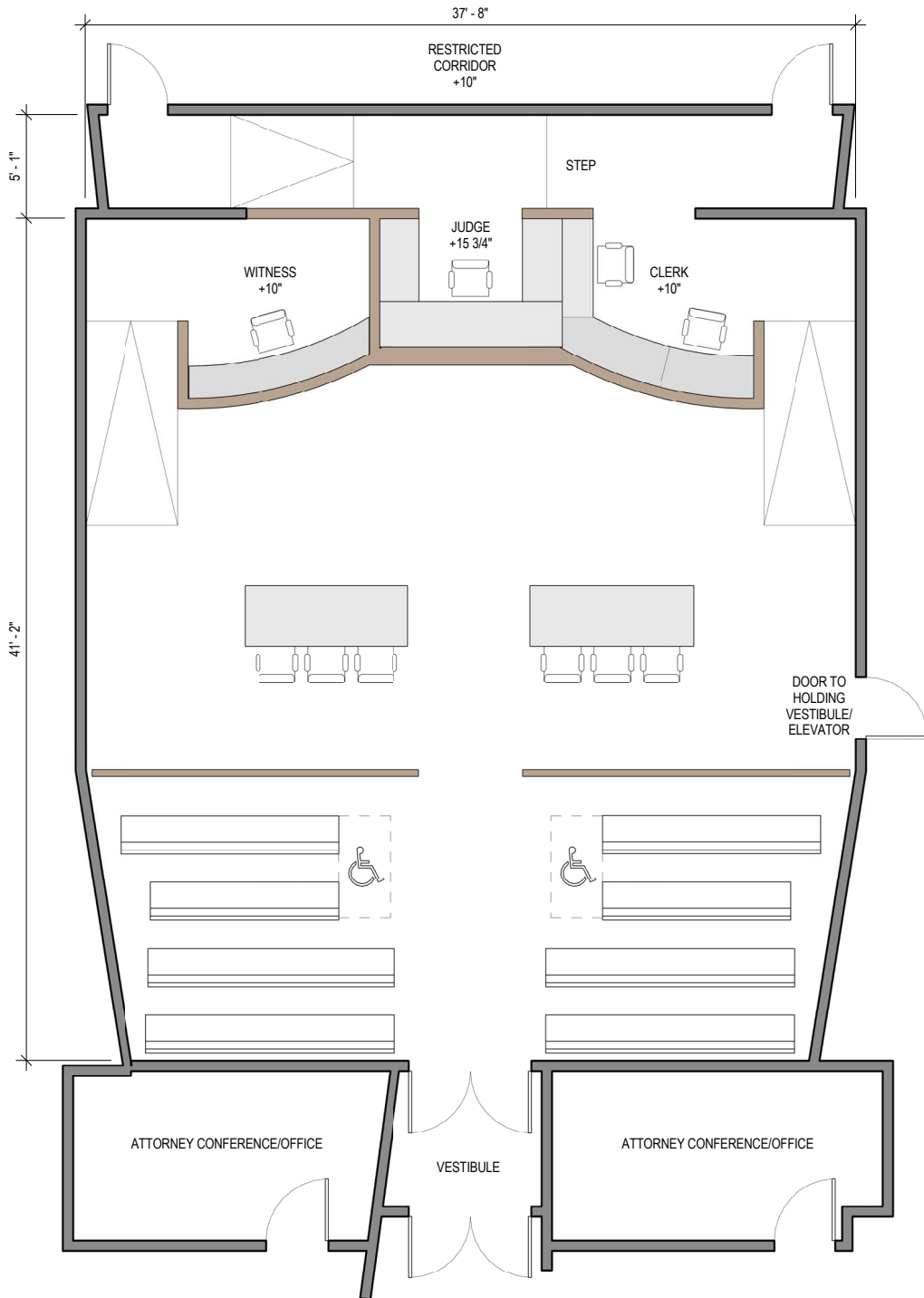
ELEMENT OR WORKSTATION	FURNITURE / CASEWORK WIDTH	DEPTH	HEIGHT ABOVE FLOOR	NO. OF OCCUPANTS
Judge	8'-0"/6'-6"	2'-0"/1'-8"	+16"	1
Courtroom Clerk	10'-0"	2'-3"	+6"	2
Court Security Officer (CSO)	4'-4"	2'-2"	-	1
Court Reporter	4'-4"	2'-2"	-	1
Witness Stand	4'-6"	2'-0"	+6"	2
Jury Box	N/A	N/A	N/A	N/A
Counsel Tables	8'-0"	3'-0"	-	3 ea.
Lectern	-	-	-	-



**SANTA CLARA FAMILY JUSTICE CENTER
SANTA CLARA COUNTY, SANTA CLARA
Courtroom Component Information**

COURTROOM TYPE	TOTAL SQUARE FEET (INCLUDES RAMP IN CORRIDOR)	SPECTATOR SEATING AT 18"
Family	1,700	50+2 W.C.

ELEMENT OR WORKSTATION	FURNITURE / CASEWORK WIDTH	CASEWORK DEPTH	HEIGHT ABOVE FLOOR	NO. OF OCCUPANTS
Judge	9'-0"/4'-1"/4'-1"	2'-2"/2'-0"	+15 3/4"	1
Courtroom Clerk	9'-4"	2'-0"	+10"	2
Court Security Officer (CSO)	-	-	-	-
Court Reporter	-	-	-	-
Witness Stand	8'-0"	1'-7"	+10"	2
Jury Box	N/A	N/A	N/A	N/A
Counsel Tables	8'-0"	3'-0"	-	3 ea.
Lectern	-	-	-	-



HOLDING CORE EXAMPLES

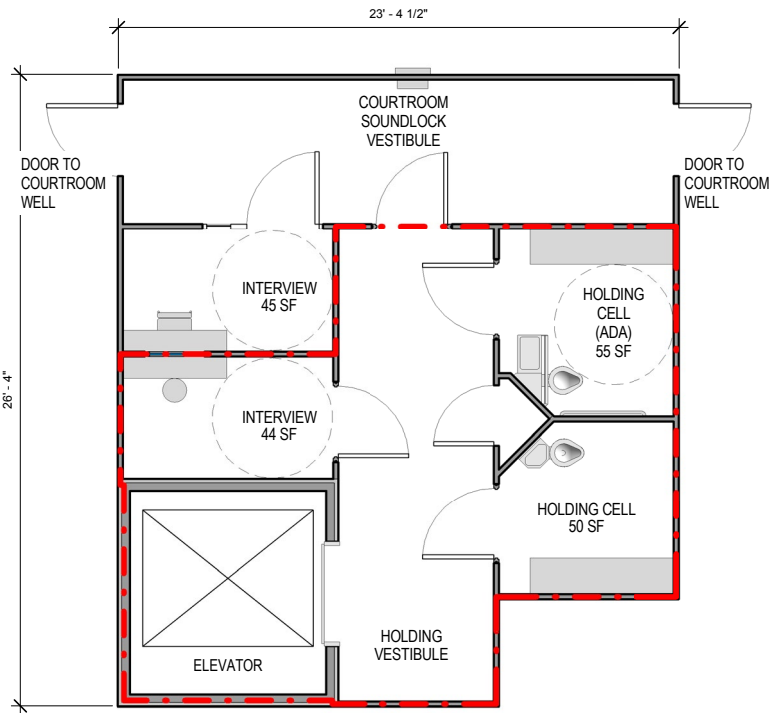
HOLDING CORE EXAMPLES

	TOTAL SQUARE FEET	TOTAL RATED CAPACITY	PAGE
Typical Holding A	572	4	95
Typical Holding B	605	7	96
Typical Holding C	496	4	97

*Includes ramp in corridor where applicable

**Wheelchair Spaces added to total spectator seating capacity

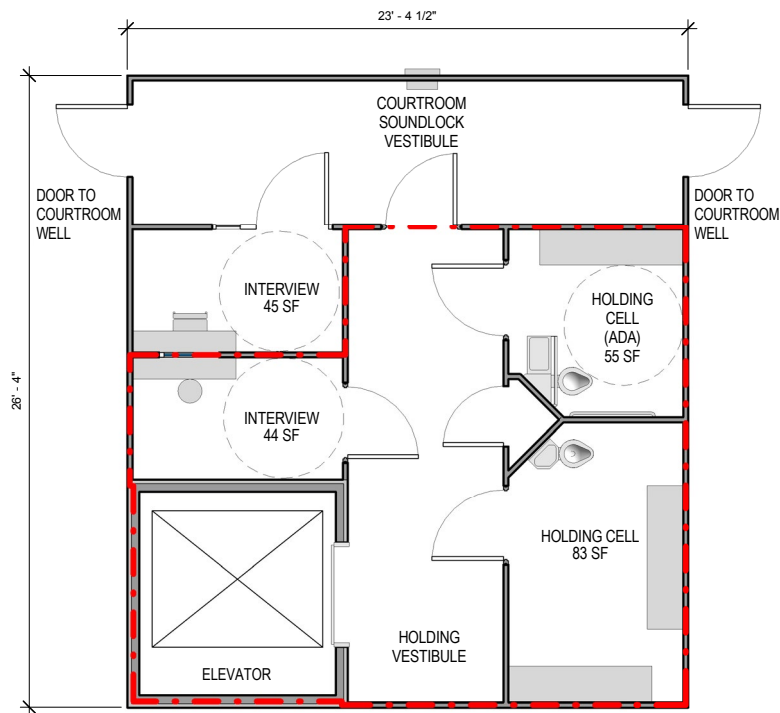
HOLDING CORE EXAMPLES



TYPICAL HOLDING CORE A
Holding Information

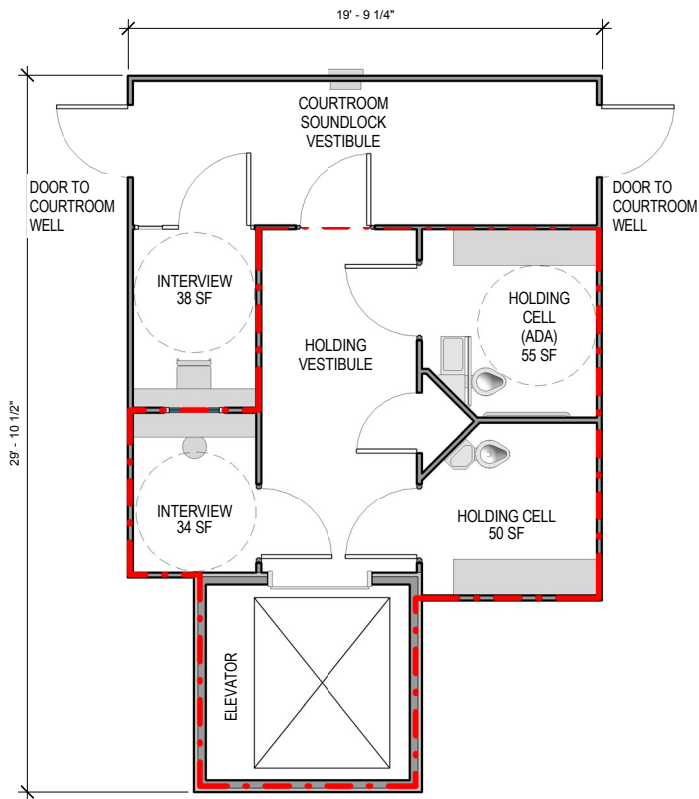
TOTAL SQUARE FOOTAGE	TOTAL RATED CAPACITY	TOTAL CELL COUNT
572	4	2

HOLDING CORE EXAMPLES



TYPICAL HOLDING CORE B Holding Information

TOTAL SQUARE FOOTAGE	TOTAL RATED CAPACITY	TOTAL CELL COUNT
605	7	2



TYPICAL HOLDING CORE C
Holding Information

TOTAL SQUARE FOOTAGE	TOTAL RATED CAPACITY	TOTAL CELL COUNT
496	4	2

Draft Water Conservation Policy for California Judicial Branch Capital Projects

May 6, 2015

Capital projects may include practices that conserve water during the construction process and on an ongoing operational basis. These practices fall into two categories, including:

- A. Practices for Capital Projects; and
- B. Enhanced Practices Requiring Further Analysis

These two categories are further defined below.

A. Practices for Capital Projects

The water conservation practices listed below may be implemented immediately on all capital projects in the preliminary plans phase or earlier. For projects in later stages, the project teams will review these practices and implement where feasible.

1. Water Conservation During Construction
 - a. Capital projects required to remove groundwater (dewater) during construction excavation may make best efforts to recycle or reuse the groundwater collected, if feasible.
 - b. Non-potable water will be used for dust control activities, if feasible.
2. Plumbing Fixtures
 - a. Capital projects will install plumbing fixtures that meet or, if possible, exceed the April 2014 California Energy Commission (CEC) or California Green Code standards, whichever is most stringent.
3. Landscaping
 - a. Landscaping design that does not include turf/grass will be considered.
 - b. Landscaped areas will include indigenous and climate appropriate, drought-tolerant plants and trees.
 - c. Site design will encourage permeability on the portions of the site not covered by buildings or vehicle bearing pavement.
4. Irrigation Systems
 - a. Irrigation systems will target systems using drip and micro-sprayers only.
 - b. Irrigation systems will include an automated, “smart” controller.
 - c. Irrigation systems will include a water meter, or submeter, separate from building supply.
5. On-Site Water Management
 - a. On-site storm water management practices, where feasible given site limitations, will include water retention basins or other practices to recharge groundwater through natural percolation.

B. Enhanced Practices Requiring Further Analysis

Draft Water Conservation Policy for California Judicial Branch Capital Projects

May 6, 2015

These practices could apply to all capital projects but will be studied on a project-by-project basis to determine cost and feasibility on a life-cycle basis¹.

1. On-Site Water Management
 - a. Capital projects will evaluate on-site systems that re-use 100% of all gray water generated by the courthouse facility.
 - b. Capital projects will evaluate the use of non-potable water for irrigation, toilet/urinal flushing, and HVAC system (if applicable to selected HVAC system). Sources may include on-site sources, such as gray water, rain water retention, and displacement from mechanical cooling systems, or off-site sources, such as recycled water provided by the local water agency.
2. Permeable paving and permeable hardscape materials will be considered for pedestrian and vehicle areas.
3. Heating, Ventilation, and Air Conditioning (HVAC)
 - a. Design teams will consider mechanical cooling systems that are air chilled versus water chilled.
 - b. Design teams will consider system features that reduce or collect evaporation.

¹ Refer to *California Trial Court Facilities Standards, 2011 edition*, section 1.C for life cycle cost analysis methodology.

Court Facilities Advisory Committee

As of April 20, 2015

Hon. Brad R. Hill, Chair

Administrative Presiding Justice of the
Court of Appeal, Fifth Appellate District

Ms. Melissa Fowler-Bradley

Court Executive Officer
Superior Court of California,
County of Shasta

Hon. Patricia M. Lucas, Vice-Chair

Judge of the Superior Court of California,
County of Santa Clara

Hon. William F. Highberger

Judge of the Superior Court of California,
County of Los Angeles

Hon. Donald Cole Byrd

Assistant Presiding Judge of the
Superior Court of California,
County of Glenn

Hon. Steven E. Jahr (Ret.)

Judge, Superior Court of California,
County of Shasta

Mr. Anthony P. Capozzi

Attorney at Law

Hon. Jeffrey W. Johnson

Associate Justice of the Court of Appeal,
Second Appellate District, Division One

Mr. Stephan Castellanos, FAIA

Principal Architect
Derivi Castellanos Architects
Former State Architect of California

Hon. Laura J. Masunaga

Presiding Judge of the
Superior Court of California,
County of Siskiyou

Hon. Keith D. Davis

Judge of the Superior Court of California,
County of San Bernardino

Mr. Stephen Nash

Court Executive Officer
Superior Court of California,
County of Contra Costa

Hon. Samuel K. Feng

Judge of the Superior Court of California,
County of San Francisco

Hon. Gary R. Orozco

Judge of the Superior Court of California,
County of Fresno

Hon. Robert D. Foiles

Presiding Judge of the
Superior Court of California,
County of San Mateo

Hon. David Edwin Power

Judge of the Superior Court of California,
County of Solano

Court Facilities Advisory Committee

As of April 20, 2015

Ms. Linda Romero Soles
Court Executive Officer
Superior Court of California,
County of Merced

Mr. Larry Spikes
County Administrative Officer
County of Kings

Mr. Kevin Stinson
Assistant Clerk Administrator
Court of Appeal, Fourth Appellate District,
Division Three

Mr. Val Toppenberg
Consultant
Former Redevelopment Director for City of
West Sacramento and for City of Merced

Hon. Robert J. Trentacosta
Judge of the Superior Court of California,
County of San Diego

Mr. Thomas J. Warwick, Jr.
Attorney at Law

SUBCOMMITTEES

Courthouse Cost Reduction Subcommittee

Hon. Jeffrey W. Johnson, Chair
Hon. Donald Cole Byrd
Mr. Stephan Castellanos, FAIA
Hon. Keith D. Davis
Hon. Samuel K. Feng
Ms. Melissa Fowler-Bradley
Hon. William F. Highberger
Hon. Gary R. Orozco
Mr. Kevin Stinson
Mr. Thomas J. Warwick, Jr.

Independent Outside Oversight Consultant (IOOC) Subcommittee

Hon. Patricia M. Lucas, Chair
Mr. Stephen Nash
Hon. Gary R. Orozco
Hon. David Edwin Power
Mr. Thomas J. Warwick, Jr.

Subcommittee on Courthouse Names

Hon. Samuel K. Feng, Chair
Hon. Donald Cole Byrd
Mr. Anthony P. Capozzi
Hon. Keith D. Davis
Hon. Jeffrey W. Johnson
Hon. Gary R. Orozco
Hon. David Edwin Power
Mr. Thomas J. Warwick, Jr.