

Meeting Binder for Court Facilities Advisory Committee


DECEMBER 3, 2014

PLEASE NOTE: Page 2 of the *Review Current Status of Immediate and Critical Needs Account* presentation in these materials has been updated to reflect the actual slides presented during this meeting



JUDICIAL COUNCIL
OF CALIFORNIA

OPERATIONS AND PROGRAMS DIVISION
CAPITAL PROGRAM



**Meeting Binder
Court Facilities Advisory
Committee**

December 3, 2014

CONTENTS

1	Agenda
2	Draft Courtroom Layouts for Trial Courts
3	Current Status of Immediate and Critical Needs Account
4	Court Facilities Advisory Committee Roster





JUDICIAL COUNCIL
OF CALIFORNIA

COURT FACILITIES
ADVISORY COMMITTEE

www.courts.ca.gov/cfac.htm
cfac@jud.ca.gov

COURT FACILITIES ADVISORY COMMITTEE

OPEN MEETING AGENDA

Open to the Public (Cal. Rules of Court, rule 10.75(c)(1))

THIS MEETING IS BEING RECORDED

Date: December 3, 2014
Time: 11:00 a.m. - 2:00 p.m.
Location: Judicial Council of California
455 Golden Gate Avenue
San Francisco, California 94102-3688
Third Floor – Malcolm M. Lucas Board Room
Public Call-In Number (877) 820-7831 and enter Passcode: 1027209

Meeting materials will be posted on the advisory body web page on the California Courts website at least three business days before the meeting.

Agenda items are numbered for identification purposes only and will not necessarily be considered in the indicated order.

I. OPEN MEETING (CAL. RULES OF COURT, RULE 10.75(C)(1))

Call to Order, Roll Call and Opening Remarks

II. PUBLIC COMMENT (CAL. RULES OF COURT, RULE 10.75(K)(2))

Public Comment

Members of the public requesting to speak during the public comment portion of the meeting must place the speaker's name, the name of the organization that the speaker represents if any, and the agenda item that the public comment will address, on the public comment sign-up sheet. The sign-up sheet will be available at the meeting location at least one hour prior to the meeting start time. The Chair will establish speaking limits at the beginning of the public comment session. While the advisory body welcomes and encourages public comment, time may not permit all persons requesting to speak to be heard at this meeting.

Written Comment

In accordance with California Rules of Court, rule 10.75(k)(1), written comments pertaining to any agenda item of a regularly noticed open meeting can be submitted up to one complete business day before the meeting. For this specific meeting, comments

should be e-mailed to cfac@jud.ca.gov or mailed or delivered to 455 Golden Gate Avenue, San Francisco, CA 94102, attention: Chris Magnusson. Only written comments received by 5:00 PM on December 2, 2014, will be provided to advisory body members prior to the start of the meeting.

III. DISCUSSION AND POSSIBLE ACTION ITEMS (ITEMS 1–2)

Item 1

Review Draft Courtroom Layouts for Trial Courts (Action May be Taken)

Review draft layouts of courtrooms, including catalog of courtrooms recently designed and constructed or under construction. Discuss next steps.

Presenter: Mr. Clifford Ham, Principal Architect, Capital Program

Item 2

Review Current Status of Immediate and Critical Needs Account (Action Required)

Review history of revenues and updated revenue projections for account established by SB 1407 for purpose of courthouse construction projects. Develop recommendation to Judicial Council regarding allocation of \$13 million in one-time FY 2014–2015 funds.

Presenter: Ms. Kelly Quinn, Assistant Director, Capital Program

Ms. Gisele Corrie, Senior Financial Manager, Capital Program

IV. ADJOURNMENT

Adjourn

TYPICAL COURTROOM LAYOUTS

DRAFT
November 25, 2014

Typical Trial Courtroom A

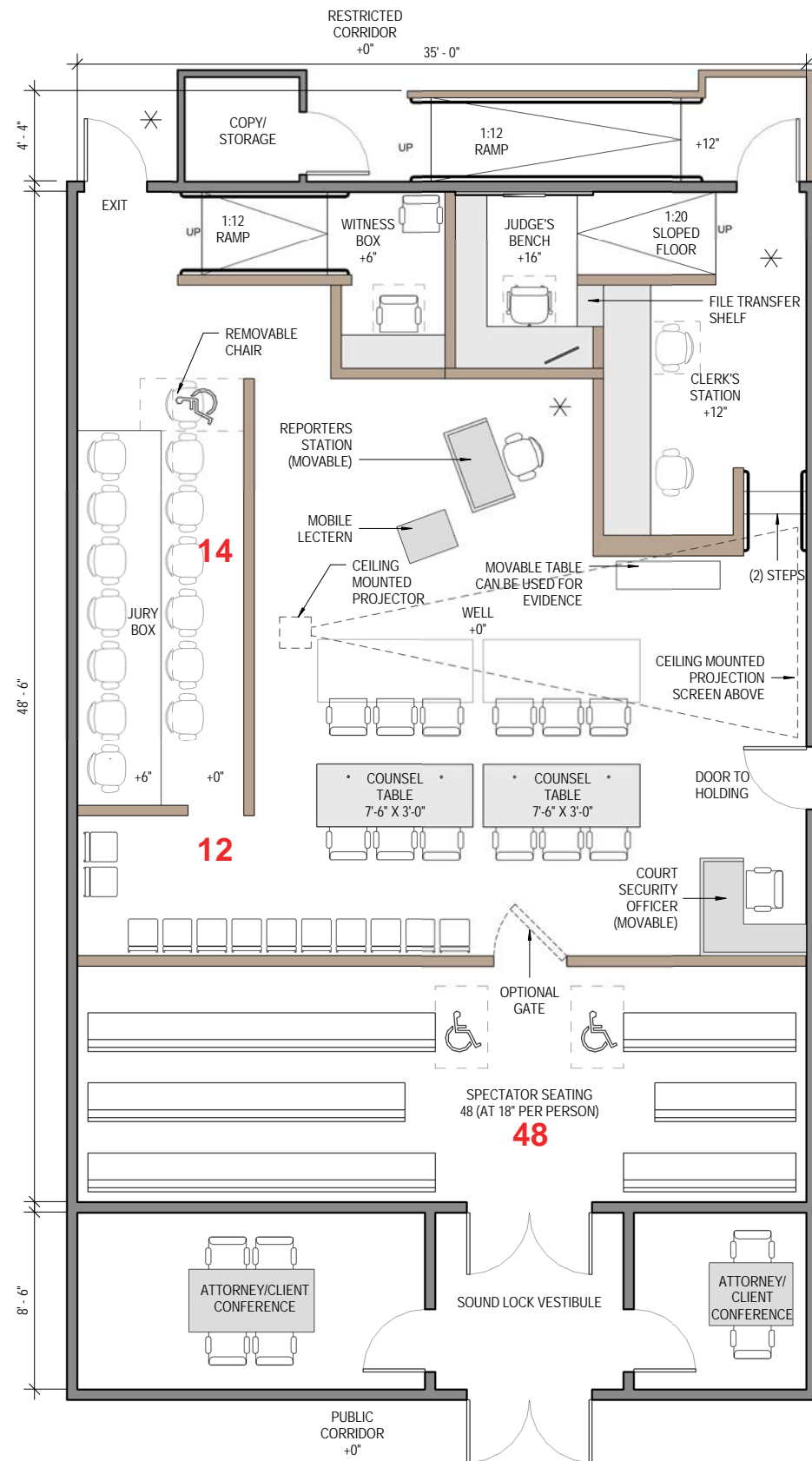
Interior Width 35'-0"

1,850 sf (includes ramp in corridor)

(74 seats for Voir Dire)

Key Changes to Courtroom Layout

- Judge's bench work surface increased from 6' to 12'-10" long.
- Judge's work surface return increased from 10" to 18".
- Clerks work surface increased from 10' to 12' long (2 clerks).
- More movable chairs in well.



Typical Trial Courtroom B

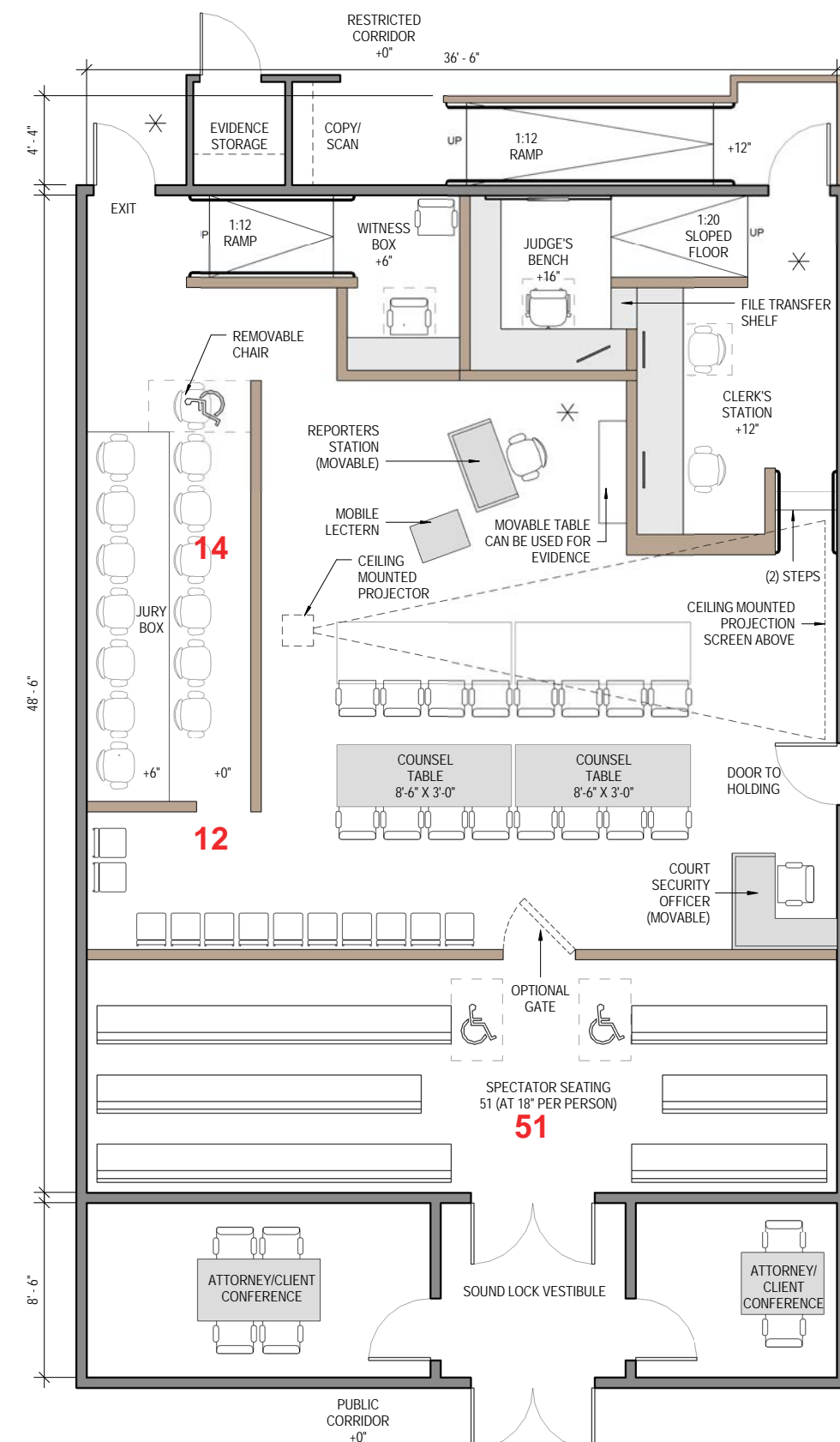
Interior Width 36'-6"

1,950 sf (includes ramp in corridor)

(77 seats for Voir Dire)

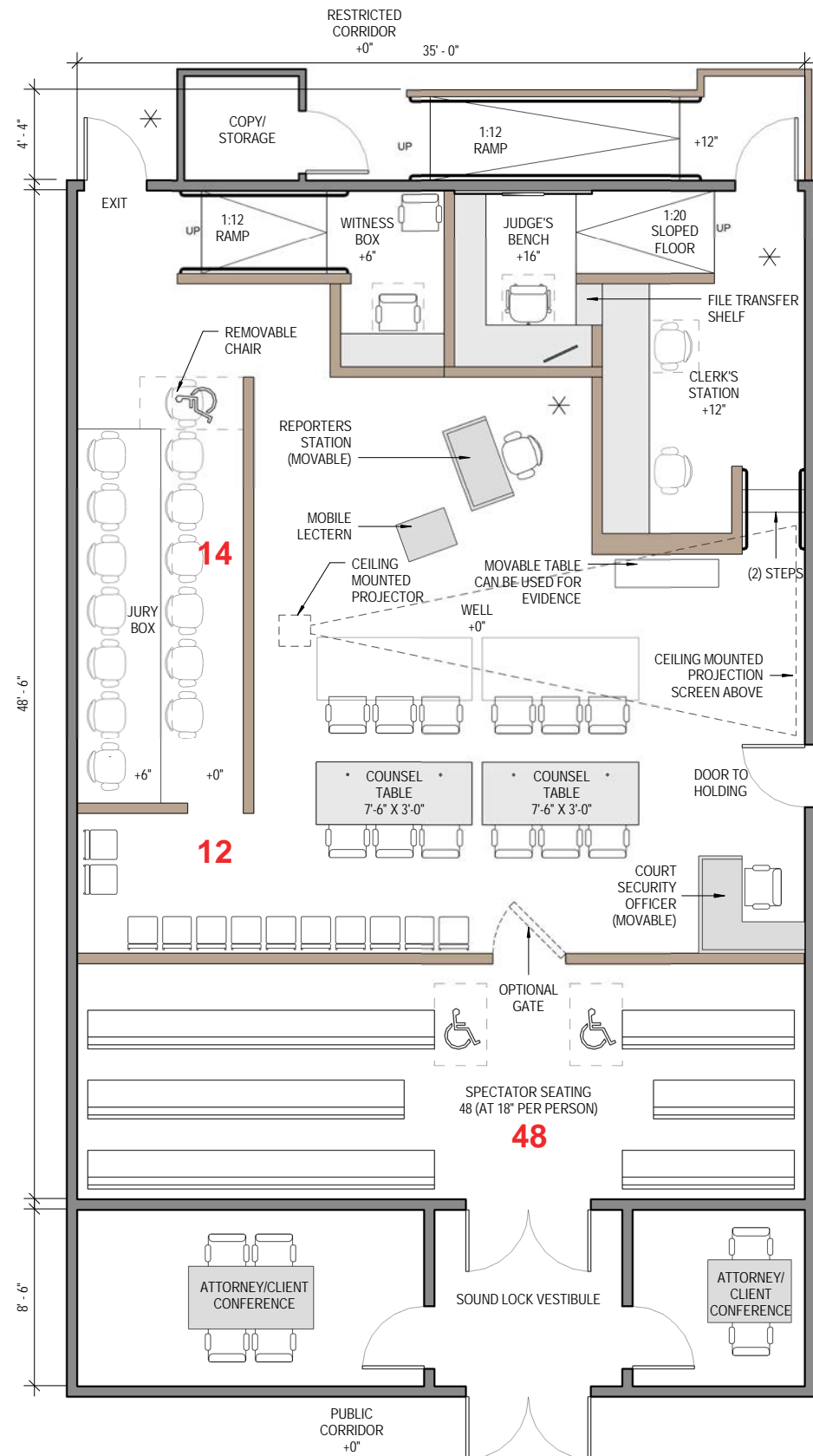
Key Changes to Courtroom Layout (In addition to Typical A)

- Judge's bench work surface increased to 14'-1" long.
- Increased spectator seating.
- Counsel tables provide 4 seats at each.



Typical Trial Courtroom A

Interior Width 35'-0"
 1,850 sf (includes ramp in corridor)
 (74 seats for Voir Dire)

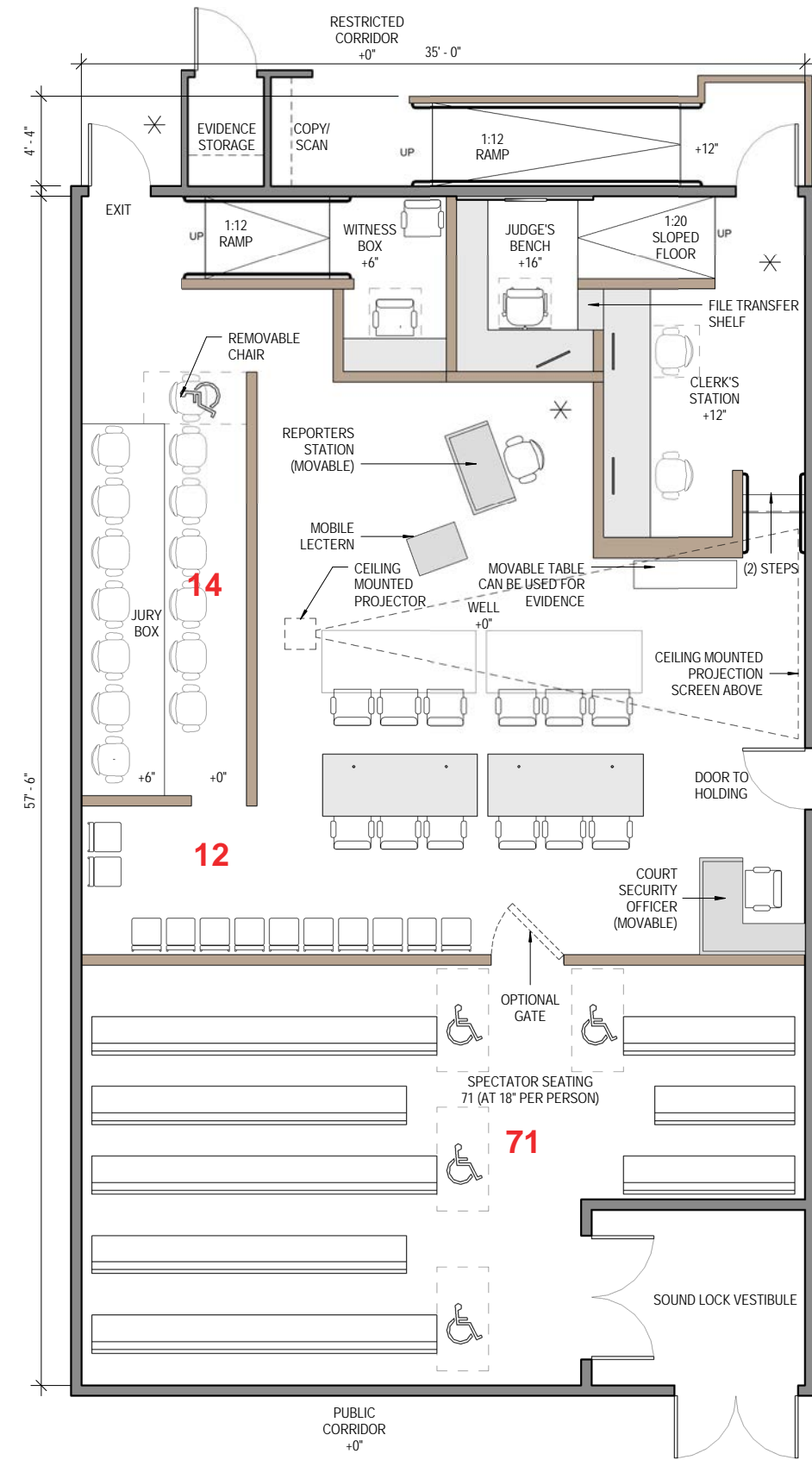


Typical Large Trial Courtroom A

Interior Width 35'-0"
 2,050 sf (includes ramp in corridor)
 (97 seats for Voir Dire)

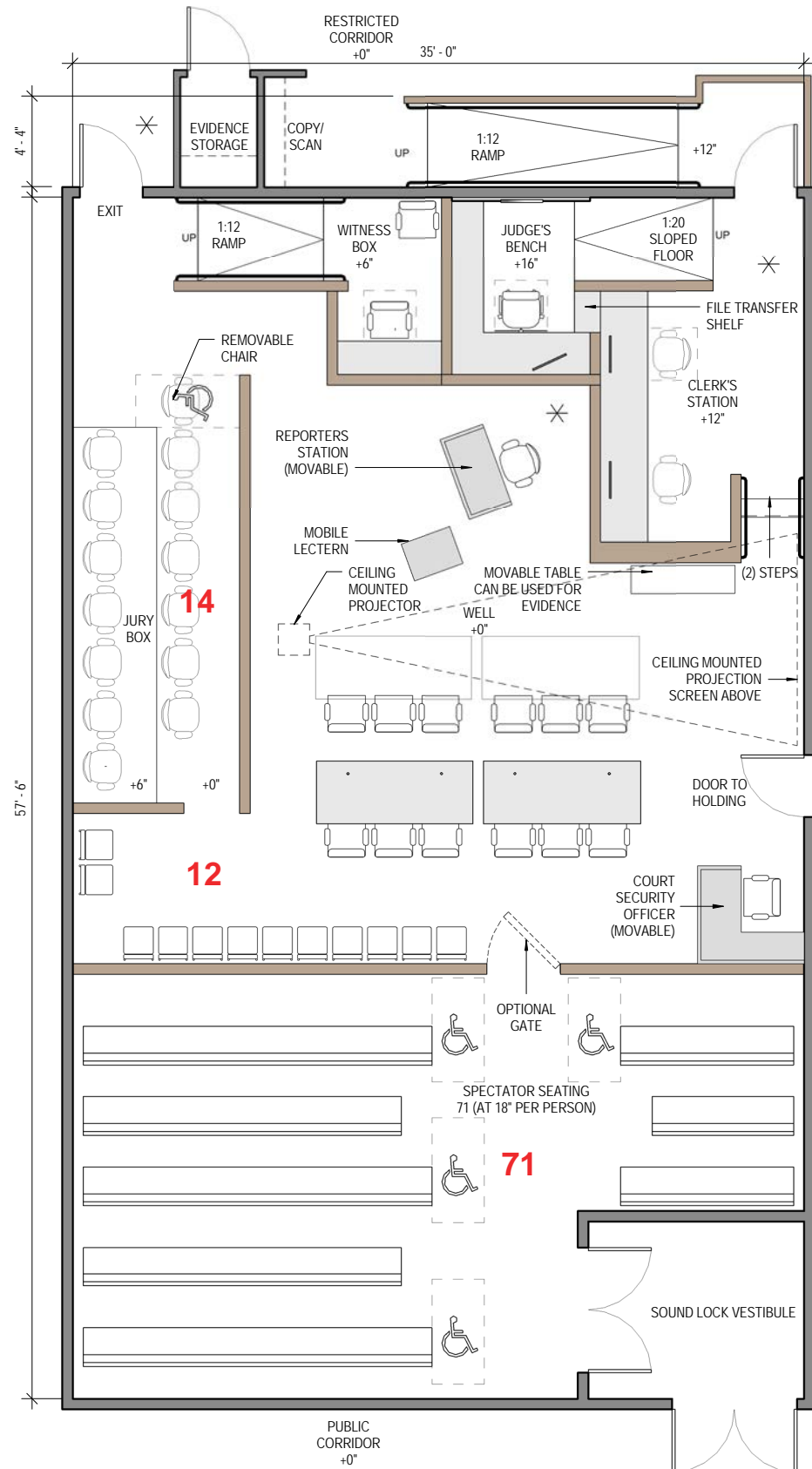
Key Changes to Courtroom Layout

- Spectator seating increased by eliminating Attornet/Client Conference Rooms



Typical Large Trial Courtroom A

Interior Width 35'-0"
 2,050 sf (includes ramp in corridor)
 (97 seats for Voir Dire)

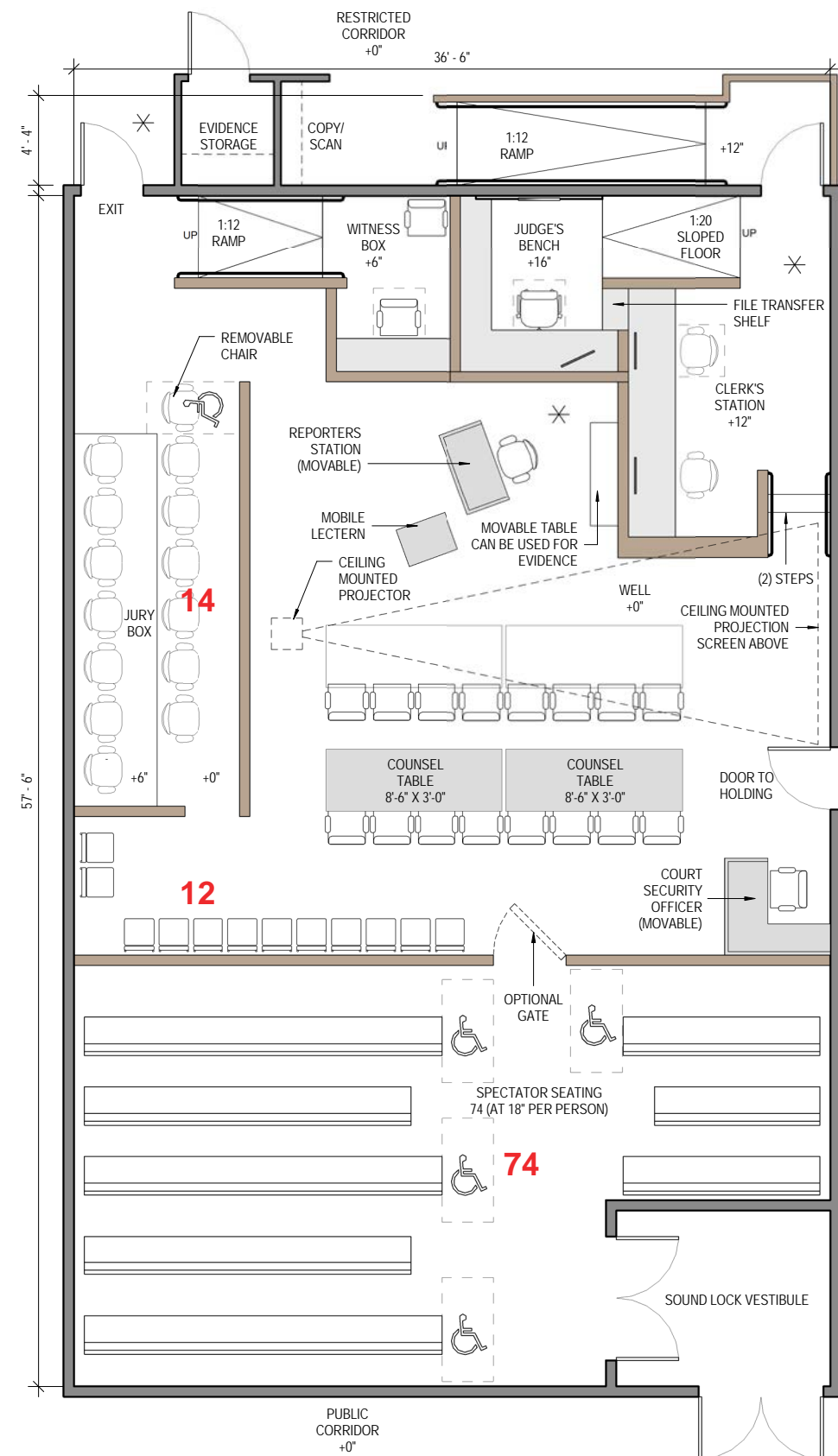


Typical Large Trial Courtroom B

Interior Width 36'-6"
 2,150 sf (includes ramp in corridor)
 (100 seats for Voir Dire)

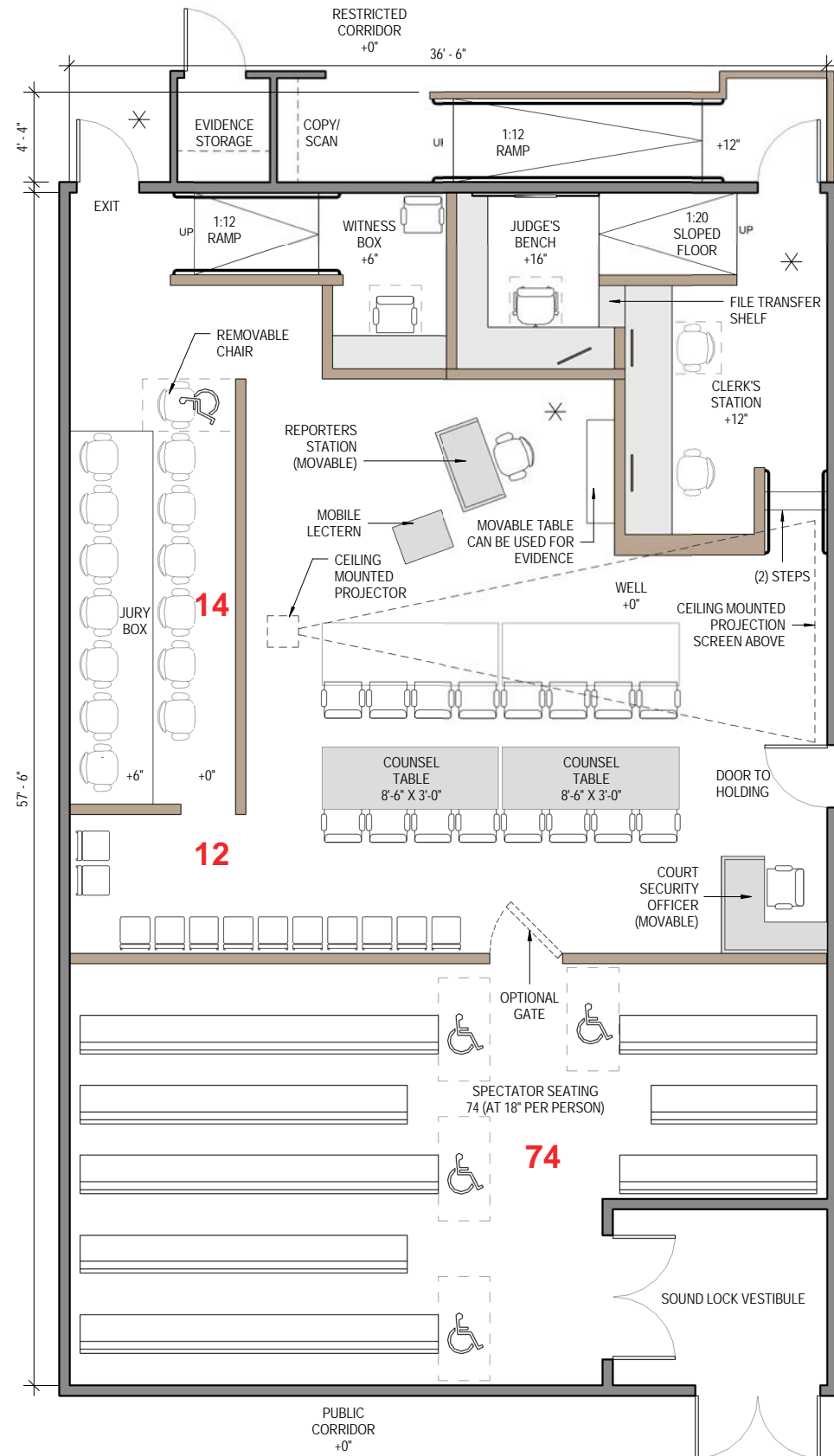
Key Changes to Courtroom Layout (In addition to Typical Large A)

- Judge's bench work surface increased to 14'-1" long.
- Counsel tables provide for 4 seats at each.



Typical Large Trial Courtroom B

Interior Width 36'-6"
 2,150 sf (includes ramp in corridor)
 (100 seats for Voir Dire)

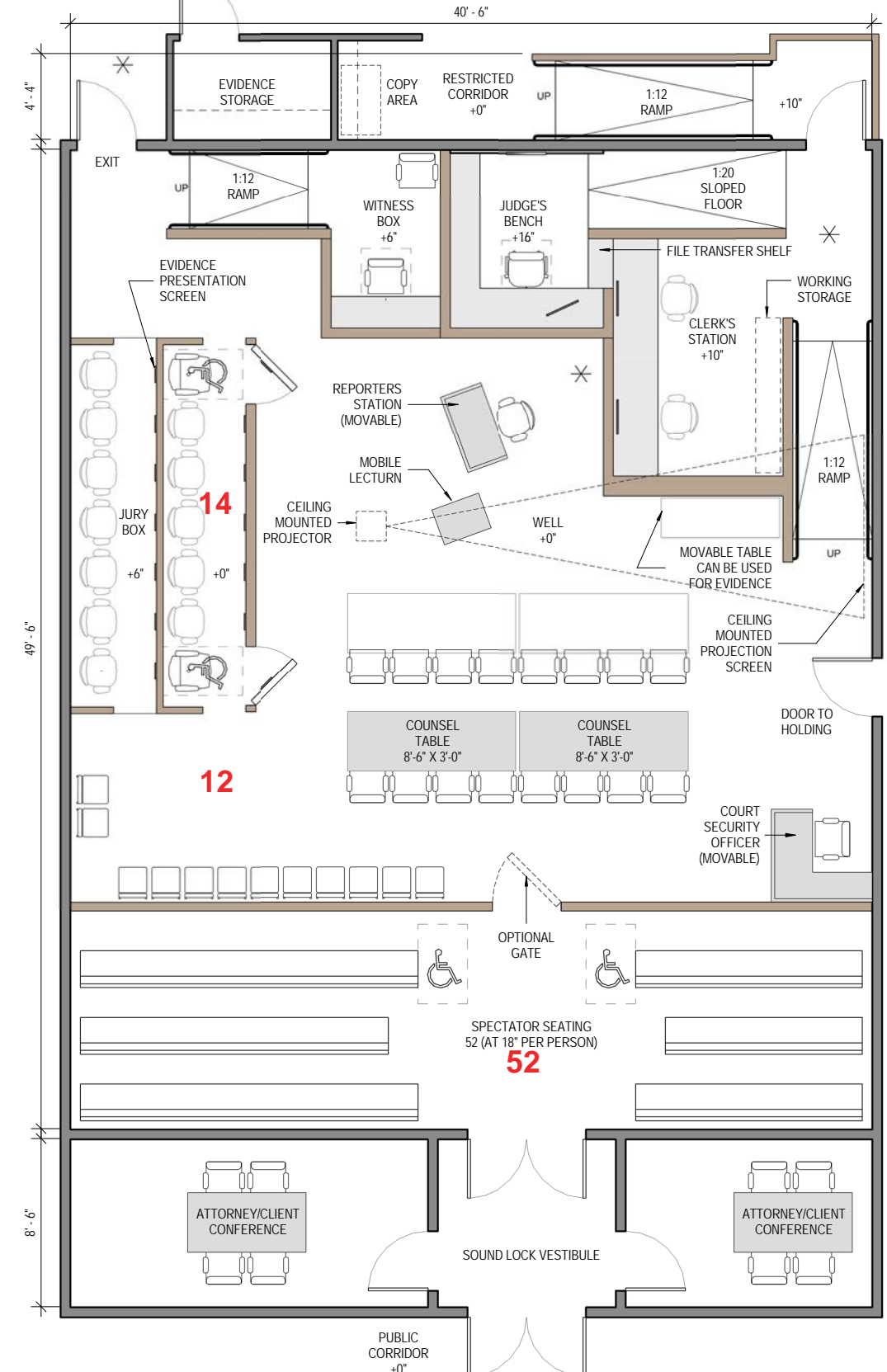


Typical Large Trial Courtroom C

Interior Width 40'-6"
 2,250 sf (includes ramp in corridor)
 (78 seats for Voir Dire)

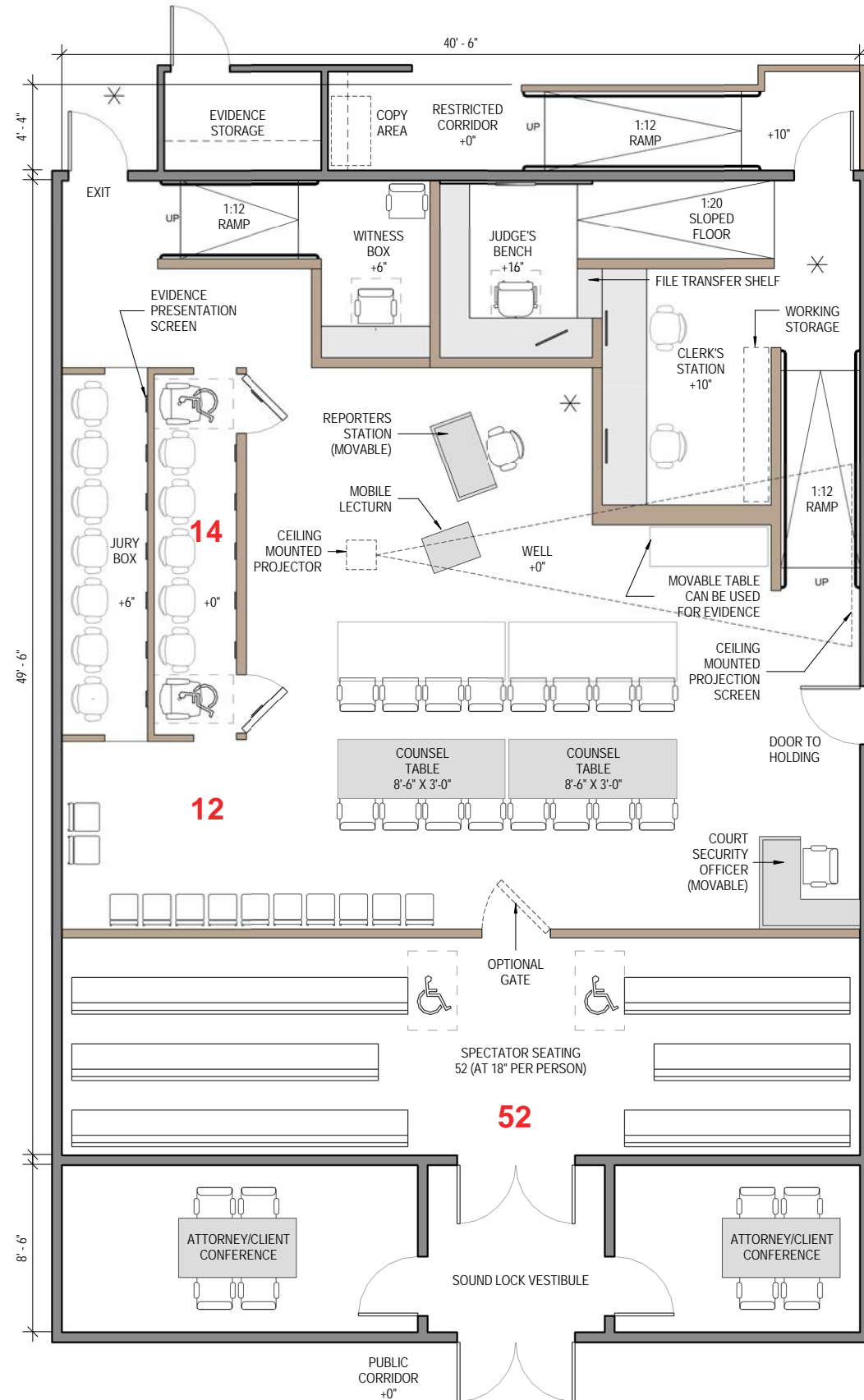
Key Changes to Courtroom Layout (In addition to Typical Large B)

- Judge's bench work surface increased to 14'-7" long.
- Ramp provided to clerk's workstation area, increases courtroom width.
- Jury box provides increased room to accommodate individual flat screen displays, more room for jurors when exiting, and two alternate locations for wheel chair locations, increases courtroom width.



Typical Large Trial Courtroom C

Interior Width 40'-6"
 2,250 sf (includes ramp in corridor)
 (78 seats for Voir Dire)

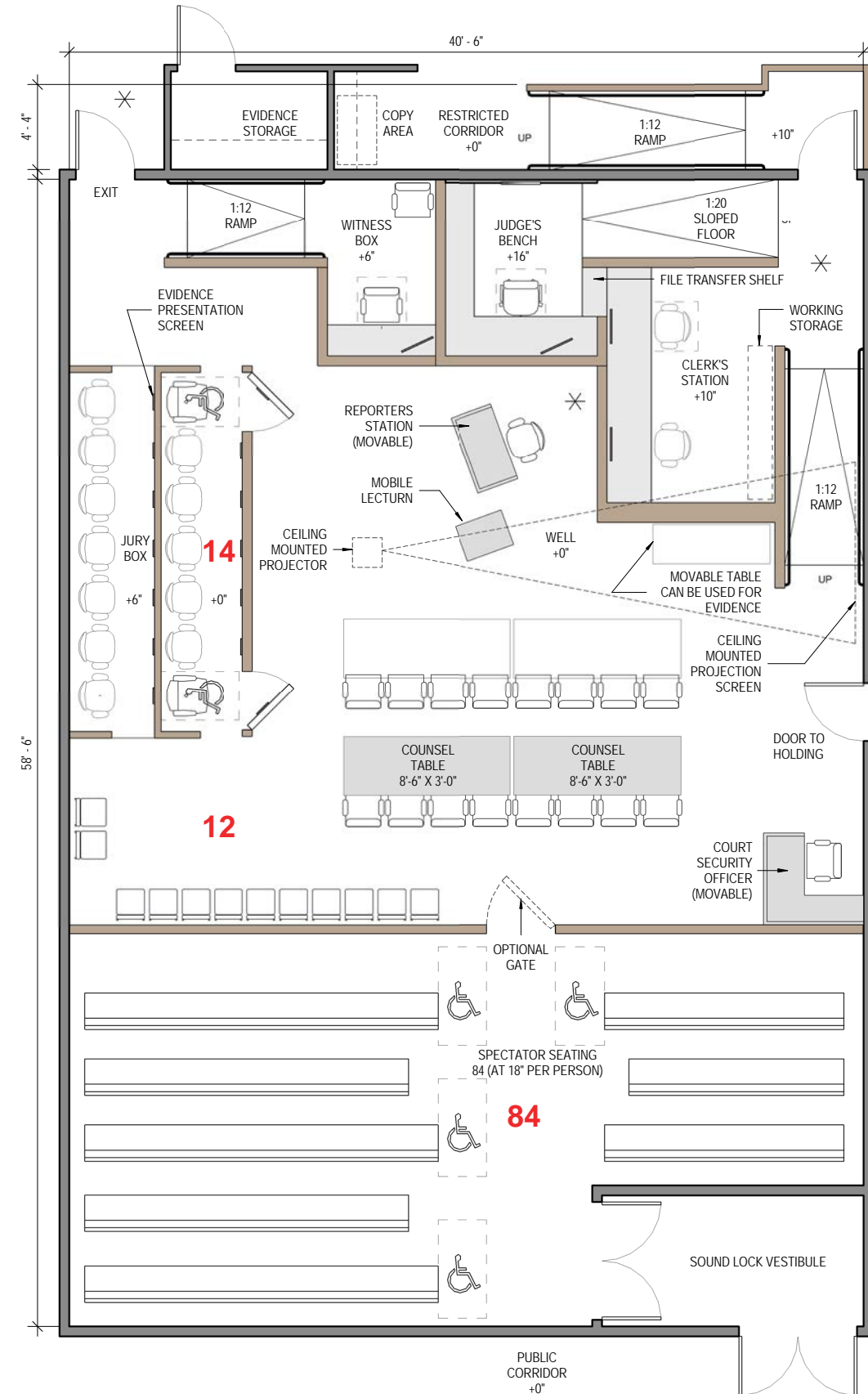


Typical Large Trial Courtroom D

Interior Width 40'-6"
 2,445 sf (includes ramp in corridor)
 (110 seats for Voir Dire)

Key Changes to Courtroom Layout

- Spectator seating increased by eliminating Attornet/Client Conference Rooms



TYPICAL TRIAL COURTROOM A
Courtroom Component Information

COURTROOM TYPE	SQUARE FEET		SPECTATOR SEATING (18")	VOIR DIRE
Multipurpose	1,850		48	74
ELEMENT OR WORKSTATION	FURNITURE / CASEWORK WIDTH	DEPTH	HEIGHT ABOVE FLOOR	NO. OF OCCUPANTS
Judge	6'-6"/6'-4"	2' -0"/ 1'-6"	+16"	1
Courtroom Clerk	12'-0"	2'-3"	+12"	2
Court Security Officer	4'-0"	2'-6"	+0"	1
Court Reporter	4'-0"	2'-0"	+0"	1
Witness Stand	5'-0"	1'-7"	+6"	2
Jury Box	N/A	N/A	(1st row) +0" (2nd row) +6"	14
Counsel Tables	7'-6"	3'-0"	+0"	3 ea.
Lectern	2'-6"	2'-0"	N/A	0

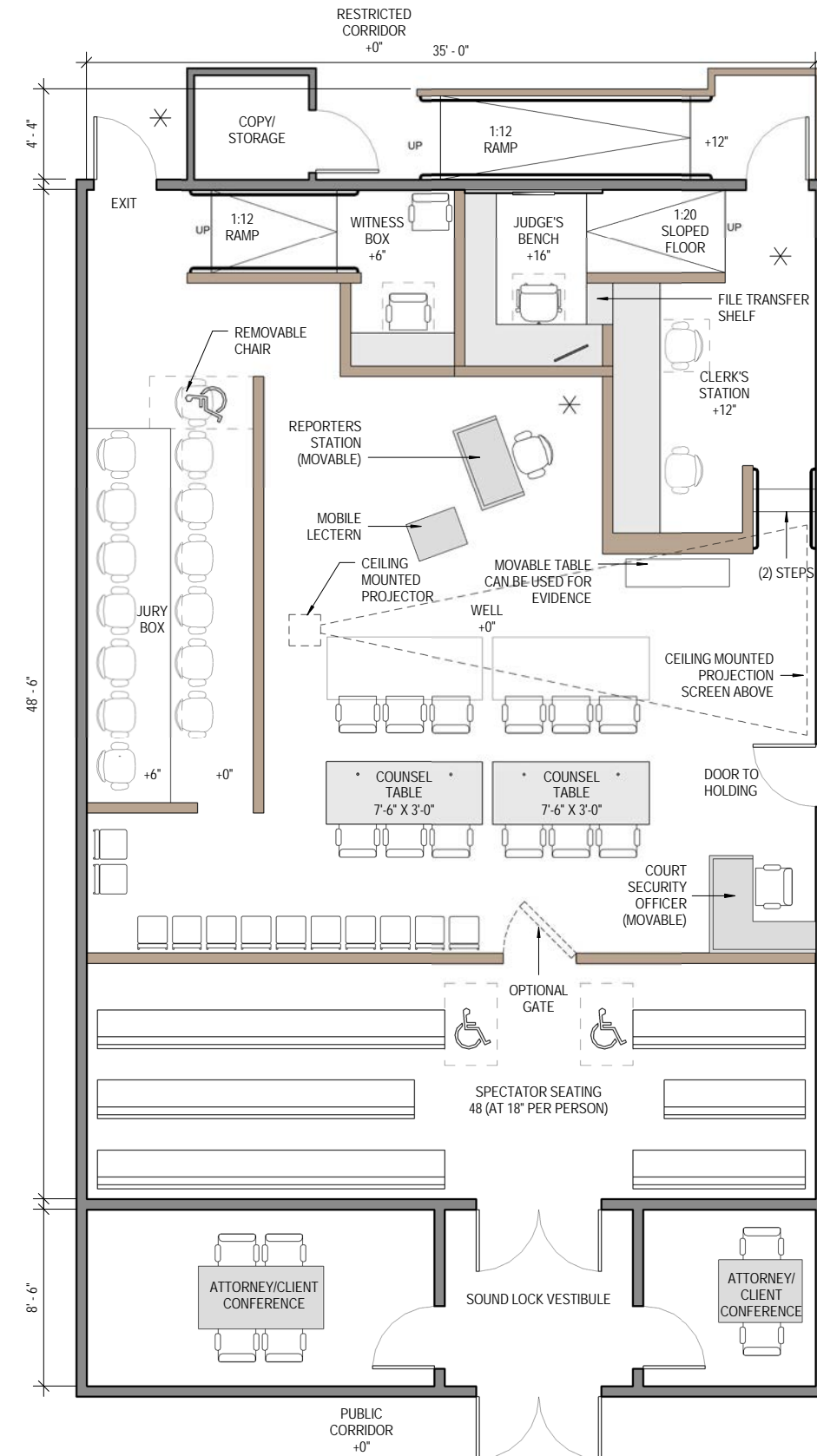
Key Attributes of Courtroom Layout

- 74 seats for voir dire provide maximum flexibility for trial use.
- Judge's bench work surface increased from 6' to 12'-10" long.
- Work surface return increased from 10" to 18".
- Access ramps outside courtroom.
- Judge's bench elevated 16" to minimize need for ramping.
- Optimal sight lines for all participants.
- Multi-defendant capable due to movable well components.
- Multiple locations for side-bar conferences (shown with *)
- Clerk's storage in specified copy/storage room at end of rear access ramp.
- Exhibit storage table adjacent to clerk's workstation.
- Stairs to clerk's workstation area reduce width of courtroom.
- Jury box dimensions are efficient and controls courtroom width.
- Adjustable height work surfaces for judge and clerk.

Options provided:

- Alternate Court Security Officer desk and evidence table locations
- Movable lectern and court reporters station facilitate options for adding counsel tables.
- Gate to well area

= Change from Previous Plan Layout



TYPICAL TRIAL COURTROOM B
Courtroom Component Information

COURTROOM TYPE	SQUARE FEET	SPECTATOR SEATING (18")	VOIR DIRE	
Multipurpose Trial	1,950	51	77	
ELEMENT OR WORKSTATION	FURNITURE / CASEWORK WIDTH	DEPTH	HEIGHT ABOVE FLOOR	NO. OF OCCUPANTS
Judge	7'-9"/6'-4"	2'-0"/1'-6"	+16"	1
Courtroom Clerk	12'-0"	2'-3"	+12"	2
Court Security Officer	4'-0"	2'-6"	+0"	1
Court Reporter	4'-0"	2'-0"	+0"	1
Witness Stand	5'-6"	1'-7"	+6"	2
Jury Box	N/A	N/A	(1st row) +0" (2nd row) +6"	14
Counsel Tables	8'-6"	3'-0"	+0"	4 ea.
Lectern	2'-6"	2'-0"	N/A	0

Note: courtroom total square footage does not include ramp in restricted corridor

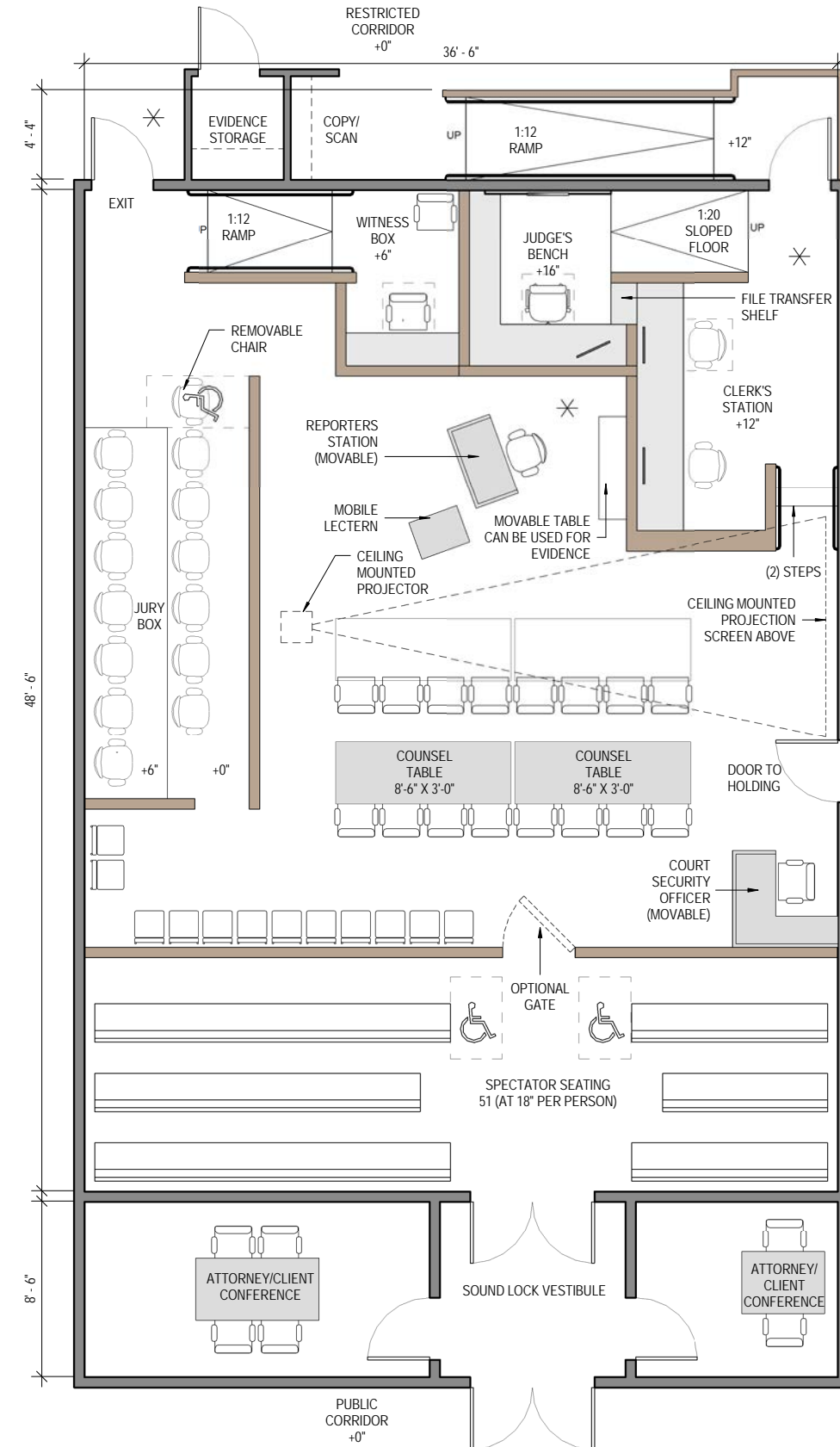
Key Attributes of Courtroom Layout

- 77 seats for voir dire provide maximum flexibility for trial use.
- Multi-defendant capable due to movable well components and increased courtroom width.
- Judge's bench work surface increased from 6' to 14'-1" long.
- Work surface return increased from 10" to 18".
- Judge's bench elevated 16" to minimize need for ramping. .
- Multiple locations for side-bar conferences (shown with *)
- Optimal sight lines for all participants.
- Multi-defendant capable due to moveable well components.
- Clerk's storage in specified copy/storage room at end of rear access ramp.
- Exhibit storage table adjacent to clerk's workstation.
- Clerks work surface increased from 10' to 12' long (2 clerks).
- Stairs to clerk's workstation area reduce width of courtroom.
- Adjustable height work surfaces for judge and clerk.
- Counsel tables provide for 4 seats at each table.
- Jury box dimensions are efficient and controls courtroom width.

Options provided:

- Alternate Court Security Officer desk and evidence table locations
- Movable lectern and court reporters station facilitate options for adding counsel tables.
- Gate to well area

= Change from Previous Plan Layout



TYPICAL LARGE TRIAL COURTROOM A
Courtroom Component Information

COURTROOM TYPE	SQUARE FEET	SPECTATOR SEATING (18")	VOIR DIRE	
Multipurpose Large Trial	2,050	71	97	
ELEMENT OR WORKSTATION	FURNITURE / CASEWORK WIDTH	DEPTH	HEIGHT ABOVE FLOOR	NO. OF OCCUPANTS
Judge	6'-6"/6'-4"	2'-0"/1'-6"	+16"	1
Courtroom Clerk	12'-0"	2'-3"	+12"	2
Court Security Officer	4'-0"	2'-6"	+0"	1
Court Reporter	4'-0"	2'-0"	+0"	1
Witness Stand	5'-0"	1'-7"	+6"	2
Jury Box	N/A	N/A	(1st row) +0" (2nd row) +6"	14
Counsel Tables	7'-6"	3'-0"	+0"	3 ea.
Lectern	2'-6"	2'-0"	N/A	0

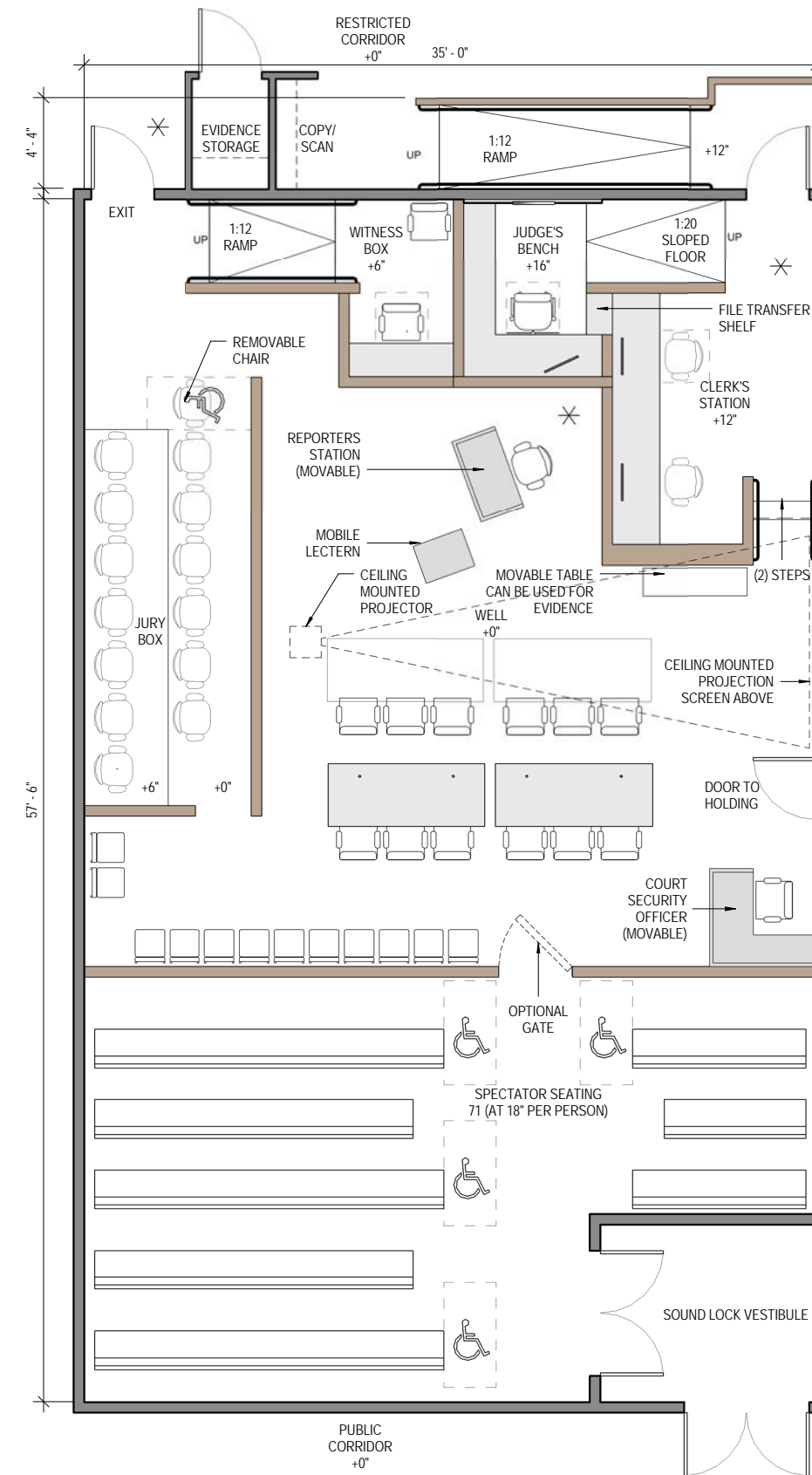
Key Attributes of Courtroom Layout

- 97 seats for voir dire provide maximum flexibility for trial use..
- Multi-defendant capable.
- Judge's bench work surface increased from 6' to 12'-10" long.
- Work surface return increased from 10" to 18".
- Judge's bench elevated 16" to minimize need for ramping.
- Multiple locations for side-bar conferences (shown with *)
- Optimal sight lines for all participants.
- Multi-defendant capable.
- Exhibit storage table adjacent to clerk's workstation.
- Adjustable height work surfaces for judge and clerk.
- Clerks work surface increased from 10' to 12' long (2 clerks).
- Clerk's storage in specified copy/storage room at end of rear access ramp.
- Jury box dimensions are efficient and controls courtroom width.
- Spectator seating increased by eliminating Attorney/Client Conference Rooms.

Options provided:

- Alternate Court Security Officer desk and evidence table locations
- Movable lectern and court reporters station facilitate options for adding counsel tables.
- Gate to well area

= Change from Previous Plan Layout



TYPICAL LARGE TRIAL COURTROOM B
Courtroom Component Information

COURTROOM TYPE	SQUARE FEET	SPECTATOR SEATING (18")	VOIR DIRE	
Multipurpose Large Trial	2,150	74	100	
ELEMENT OR WORKSTATION	FURNITURE / CASEWORK WIDTH	DEPTH	HEIGHT ABOVE FLOOR	NO. OF OCCUPANTS
Judge	7'-9"/6'-4"	2'-0"/1'-6"	+16"	1
Courtroom Clerk	12'-0"	2'-3"	+12"	2
Court Security Officer	4'-0"	2'-6"	+0"	1
Court Reporter	4'-0"	2'-0"	+0"	1
Witness Stand	5'-6"	1'-7"	+6"	2
Jury Box	N/A	N/A	(1st row) +0" (2nd row) +6"	14
Counsel Tables	8'-6"	3'-0"	+0"	4 ea.
Lectern	2'-6"	2'-0"	N/A	0

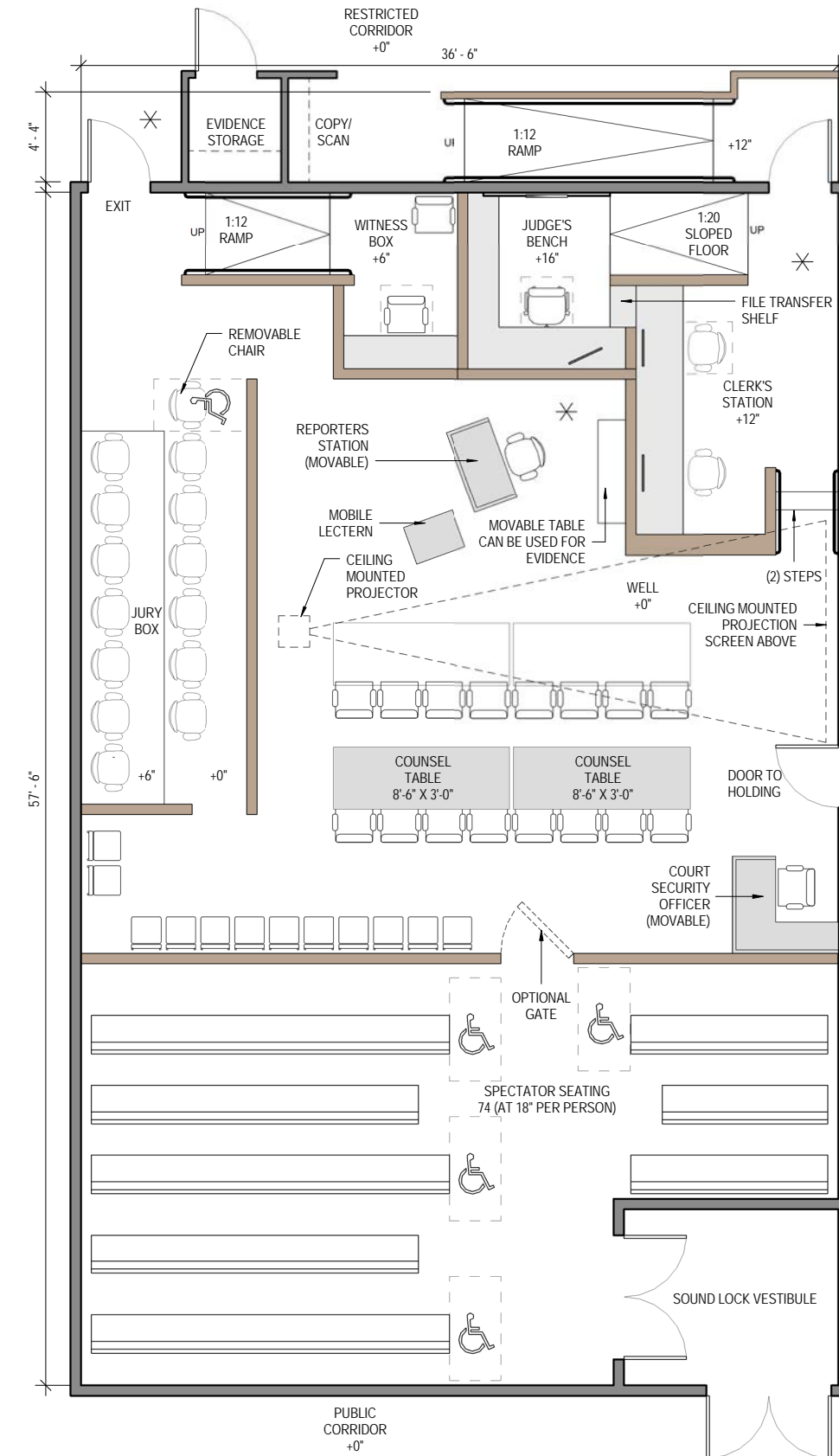
Key Attributes of Courtroom Layout

- 100 seats for voir dire provide maximum flexibility for trial use..
- Multi-defendant capable due to moveable well components and increased courtroom width.
- Judge's bench work surface increased from 6' to 14'-1" long.
- Work surface return increased from 10" to 18".
- Judge's bench elevated 16" to minimize need for ramping.
- Multiple locations for side-bar conferences (shown with *)
- Optimal sight lines for all participants.
- Multi-defendant capable due to increased well area and moveable well components.
- Exhibit storage table adjacent to clerk's workstation.
- Adjustable height work surfaces for judge and clerk.
- Clerks work surface increased from 10' to 12' long (2 clerks).
- Clerk's storage in workstation area.
- Ramp provided to clerk's workstation area.
- Counsel tables provide for 4 seats at each table.
- Jury box dimensions are efficient and controls courtroom width.
- Spectator seating increased by eliminating Attorney/Client Conference Rooms.

Options provided:

- Alternate Court Security Officer desk and evidence table locations
- Movable lectern and court reporters station facilitate options for adding counsel tables.
- Gate to well area

= Change from Previous Plan Layout



TYPICAL LARGE TRIAL COURTROOM C
Courtroom Component Information

COURTROOM TYPE	SQUARE FEET	SPECTATOR SEATING (18")	VOIR DIRE	
Multipurpose Large Trial	2,250	52	78	
ELEMENT OR WORKSTATION	FURNITURE / CASEWORK WIDTH	DEPTH	HEIGHT ABOVE FLOOR	NO. OF OCCUPANTS
Judge	7'-9"/6'-10"	2'-0"/1'-6"	+16"	1
Courtroom Clerk	12'-0"	2'-3"	+10"	2
Court Security Officer	4'-0"	2'-6"	+0"	1
Court Reporter	4'-0"	2'-0"	+0"	1
Witness Stand	5'-6"	1'-7"	+6"	2
Jury Box	N/A	N/A	(1st row) +0" (2nd row) +6"	14
Counsel Tables	8'-6"	3'-0"	+0"	4 ea.
Lectern	2'-6"	2'-0"	N/A	0

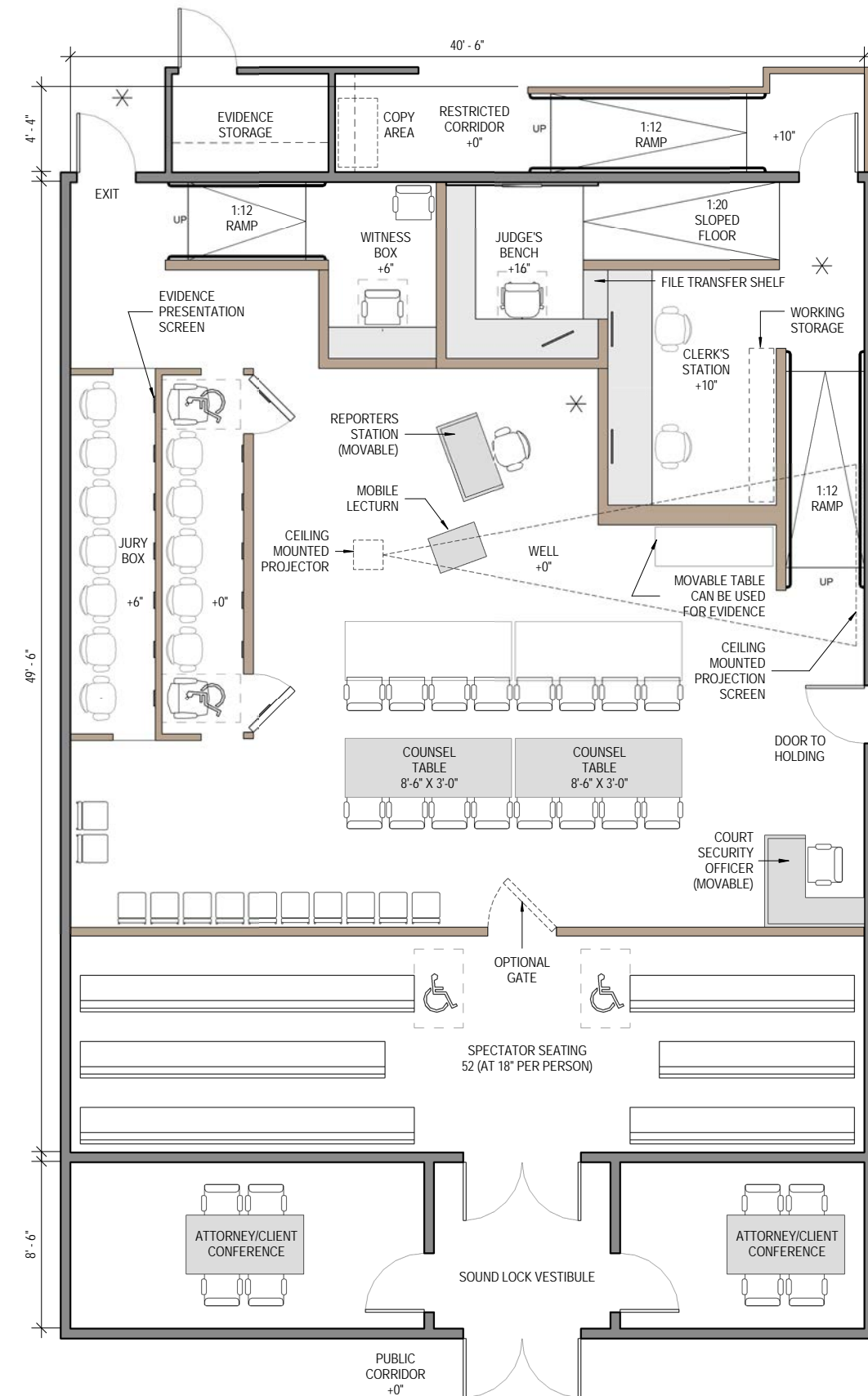
Key Attributes of Courtroom Layout

- 78 seats for voir dire provide maximum flexibility for trial use..
- Multi-defendant capable due to moveable well components and increased courtroom width.
- Judge's bench work surface increased from 6' to 14'-7" long.
- Work surface return increased from 10" to 18".
- Judge's bench elevated 16" to minimize need for ramping.
- Multiple locations for side-bar conferences (shown with *)
- Optimal sight lines for all participants.
- Multi-defendant capable due to increased well area and moveable well components.
- Exhibit storage table adjacent to clerk's workstation.
- Adjustable height work surfaces for judge and clerk.
- Clerks work surface increased from 10' to 12' long (2 clerks).
- Clerk's storage in workstation area.
- Ramp provided to clerk's workstation area.
- Counsel tables provide for 4 seats at each table.
- Jury box provides increased room to accommodate individual flat screen displays, room for jurors when exiting, and two alternate locations for wheel chair locations.

Options provided:

- Alternate Court Security Officer desk and evidence table locations
- Movable lectern and court reporters station facilitate options for adding counsel tables.
- Gate to well area

= Change from Previous Plan Layout



TYPICAL LARGE TRIAL COURTROOM D
Courtroom Component Information

COURTROOM TYPE	SQUARE FEET	SPECTATOR SEATING (18")	VOIR DIRE	
Multipurpose Large Trial	2,445	84	110	
ELEMENT OR WORKSTATION	FURNITURE / CASEWORK WIDTH	DEPTH	HEIGHT ABOVE FLOOR	NO. OF OCCUPANTS
Judge	7'-9"/6'-10"	2'-0"/1'-6"	+16"	1
Courtroom Clerk	12'-0"	2'-3"	+10"	2
Court Security Officer	4'-0"	2'-6"	+0"	1
Court Reporter	4'-0"	2'-0"	+0"	1
Witness Stand	5'-6"	1'-7"	+6"	2
Jury Box	N/A	N/A	(1st row) +0" (2nd row) +6"	14
Counsel Tables	8'-6"	3'-0"	+0"	4 ea.
Lectern	2'-6"	2'-0"	N/A	0

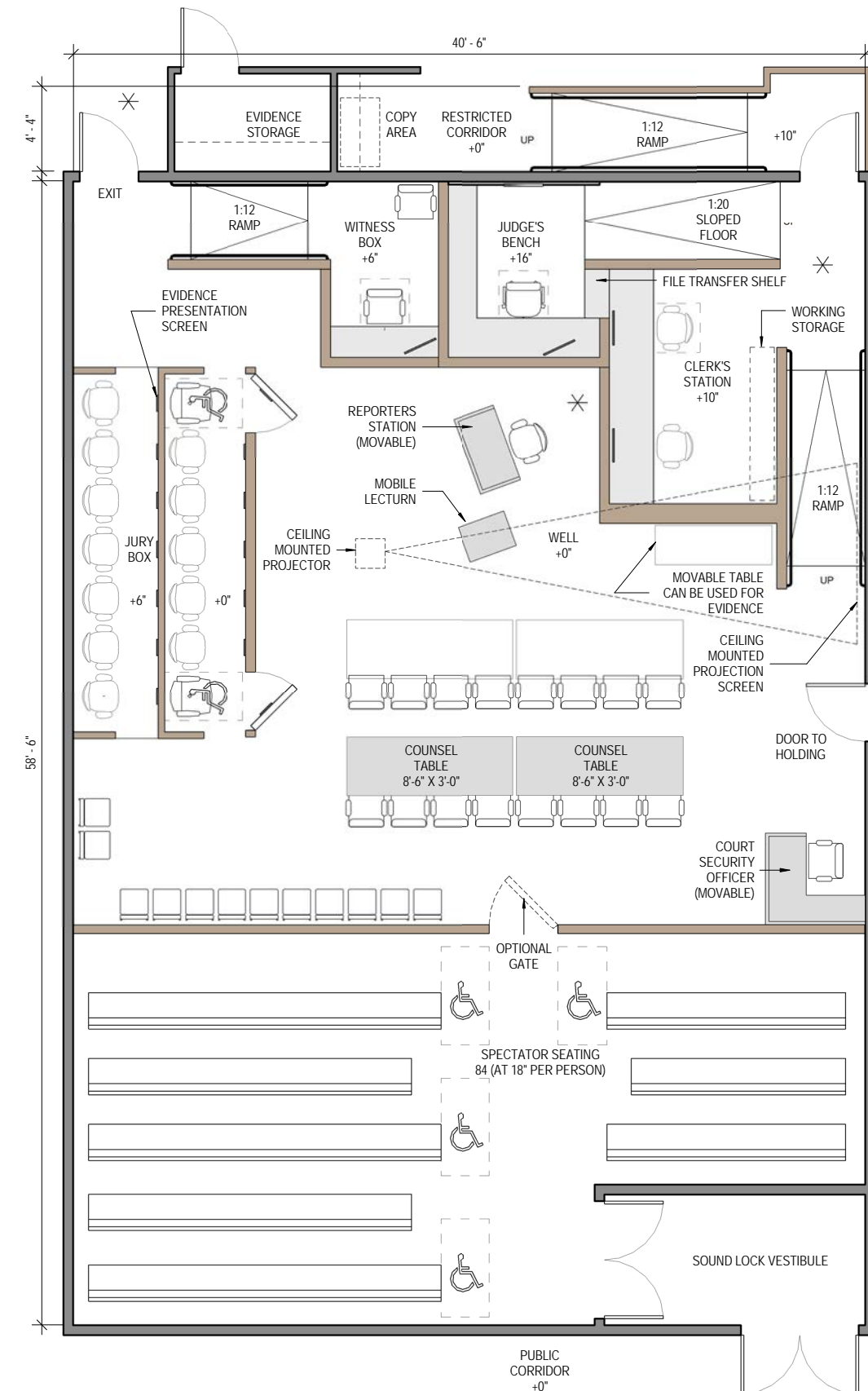
Key Attributes of Courtroom Layout

- 110 seats for voir dire provide maximum flexibility for trial use..
- Multi-defendant capable due to moveable well components and increased courtroom width.
- Judge's bench work surface increased from 6' to 14'-7" long.
- Work surface return increased from 10" to 18".
- Judge's bench elevated 16" to minimize need for ramping.
- Multiple locations for side-bar conferences (shown with *)
- Optimal sight lines for all participants.
- Multi-defendant capable due to increased well area and moveable well components.
- Exhibit storage table adjacent to clerk's workstation.
- Adjustable height work surfaces for judge and clerk.
- Clerks work surface increased from 10' to 12' long (2 clerks).
- Clerk's storage in workstation area.
- Ramp provided to clerk's workstation area.
- Counsel tables provide for 4 seats at each table.
- Jury box provides increased room to accommodate individual flat screen displays, room for jurors when exiting, and two alternate locations for wheel chair locations.
- Spectator seating increased by eliminating Attorney/Client Conference Rooms.

Options provided:

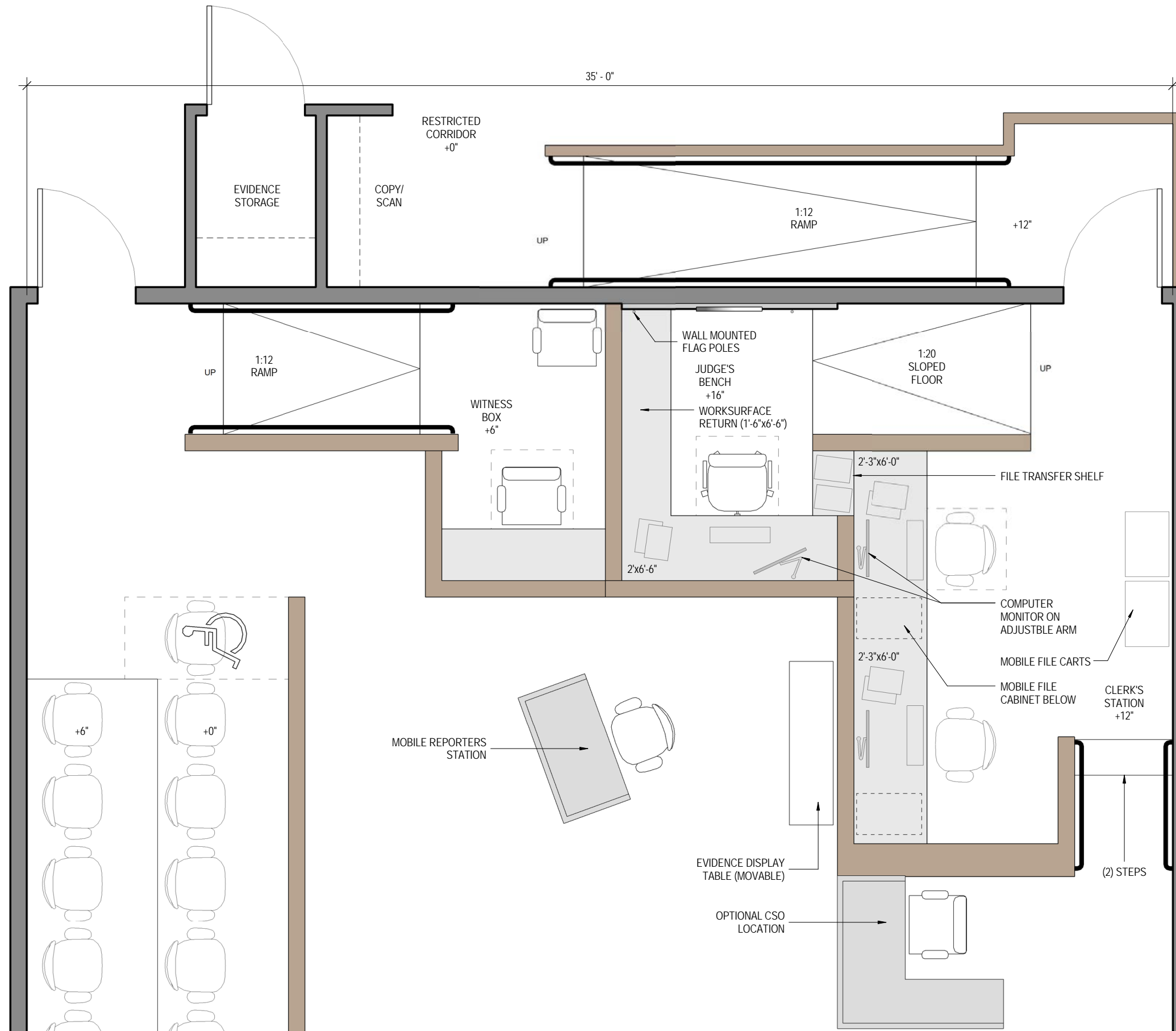
- Alternate Court Security Officer desk and evidence table locations
- Movable lectern and court reporters station facilitate options for adding counsel tables.
- Gate to well area

= Change from Previous Plan Layout



Typical Trial Courtroom A/Typical Large Trial Courtroom A
Interior Clear Width 35'-0"

DRAFT

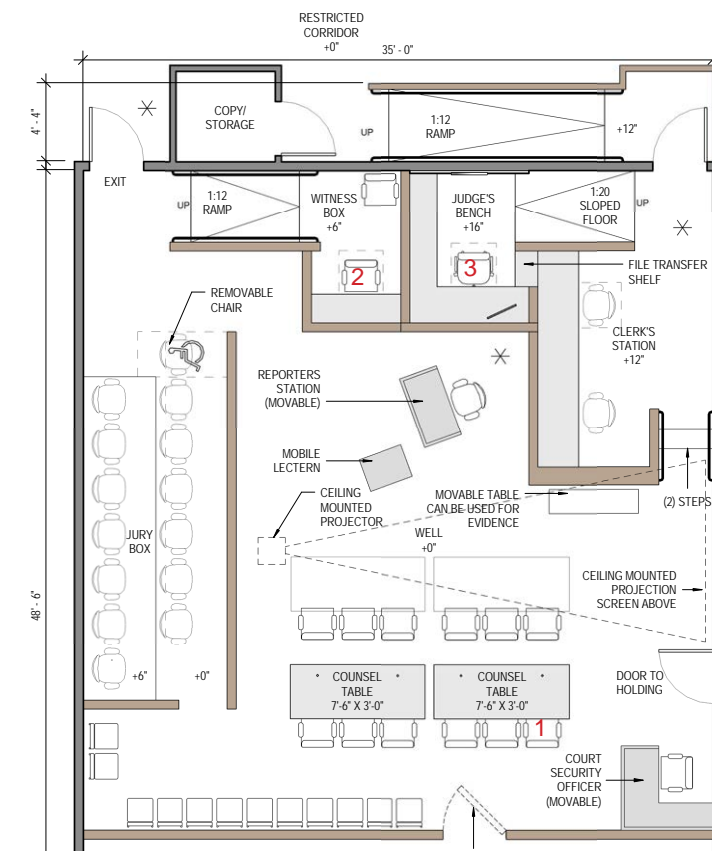


Typical Trial Courtroom A/Typical Large Trial Courtroom A
Interior Clear Width 35'-0"

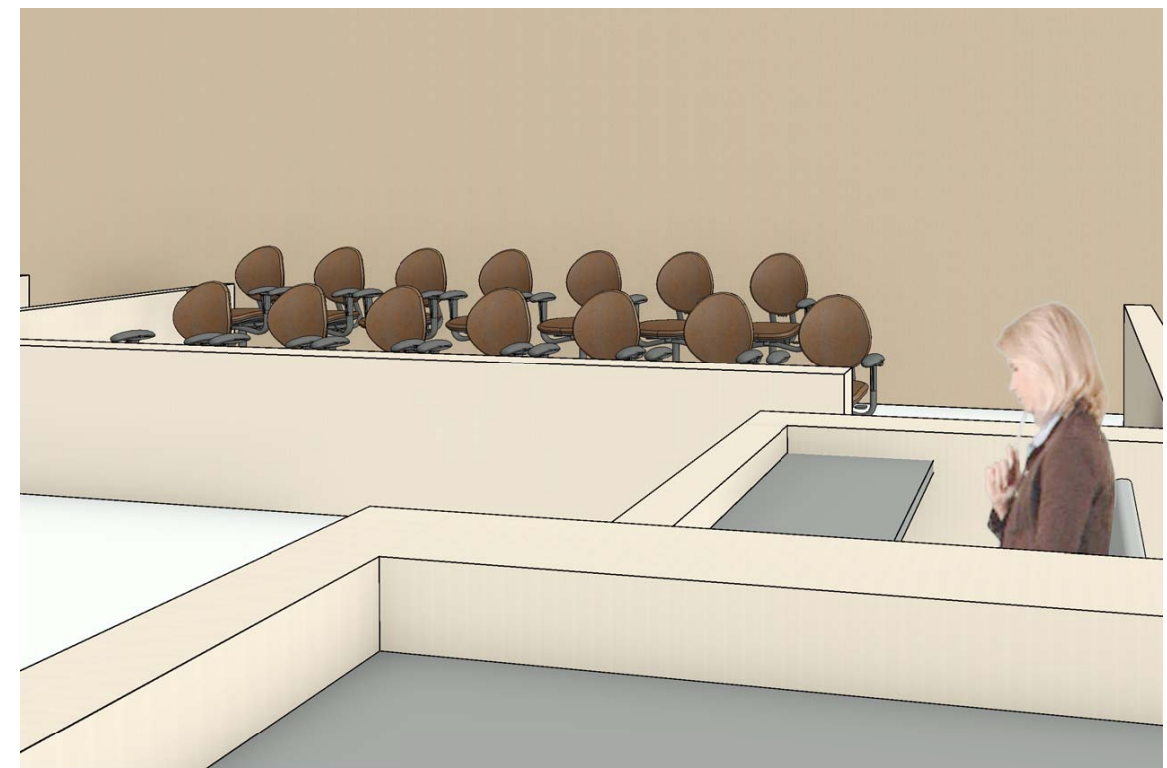
DRAFT



1. View from Defendant



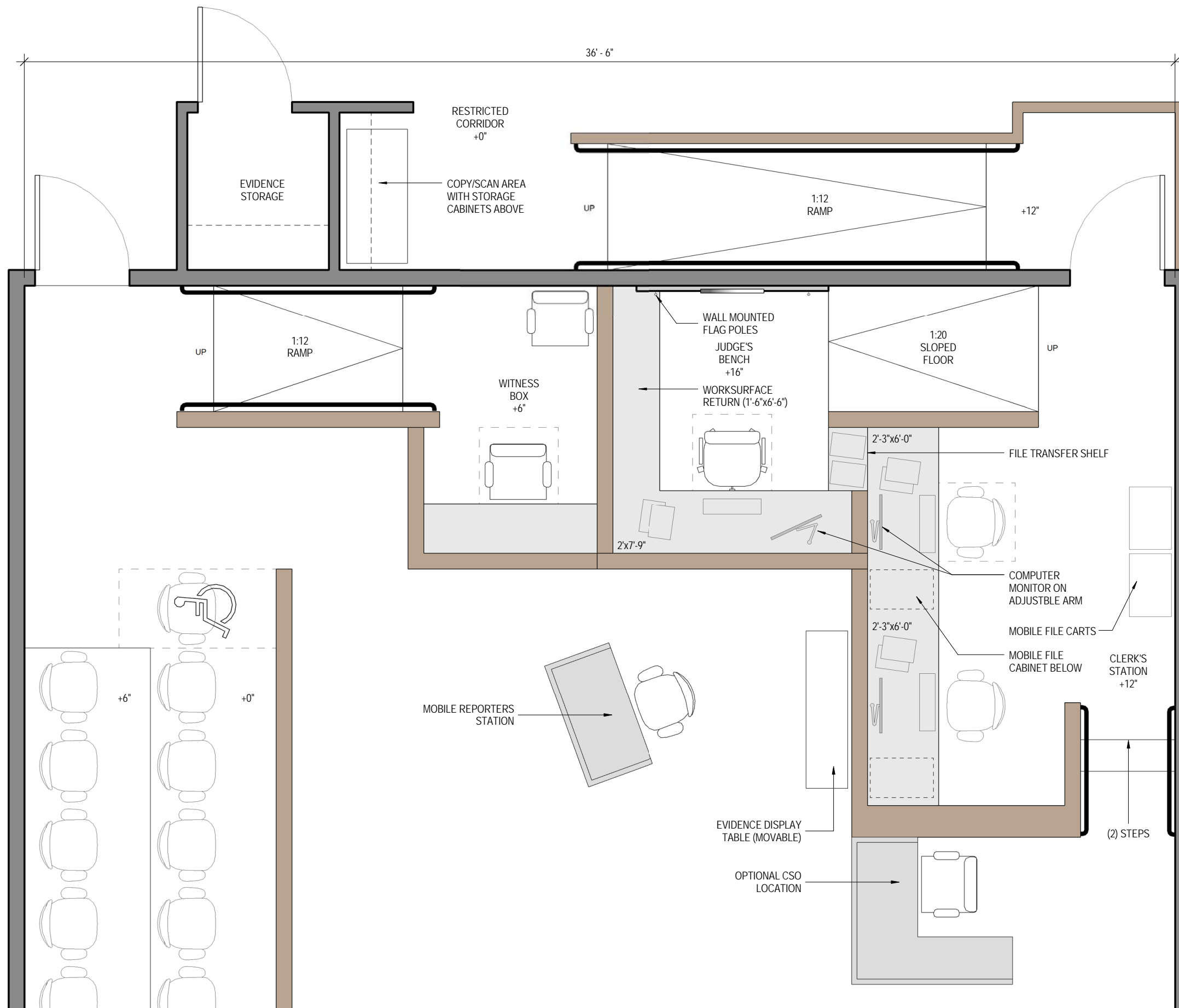
2. View from Witness



3. View from Judge

Typical Trial Courtroom B/Typical Large Trial Courtroom B
Interior Clear Width 36'-6"

DRAFT

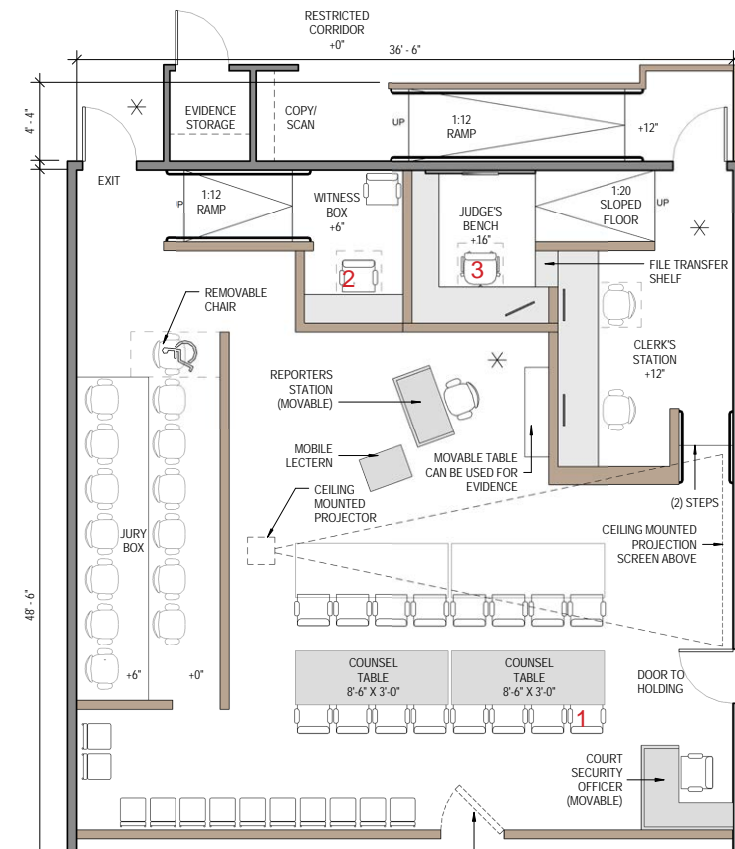


Typical Trial Courtroom B/Typical Large Trial Courtroom B
Interior Clear Width 36'-6"


DRAFT



1. View from Defendant



2. View from Witness

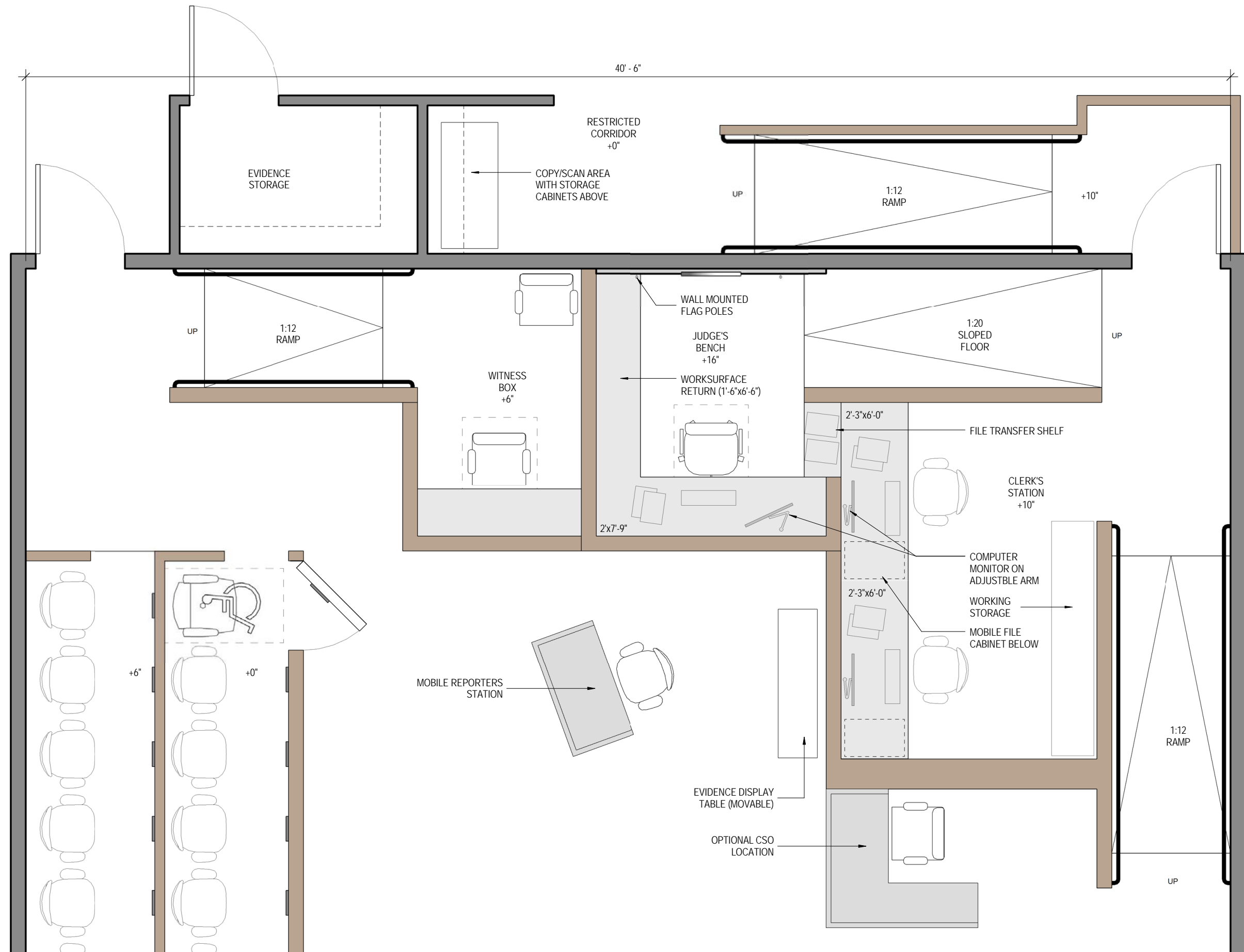


3. View from Judge

Typical Large Trial Courtroom C/D

Interior Clear Width 40'-6"

DRAFT

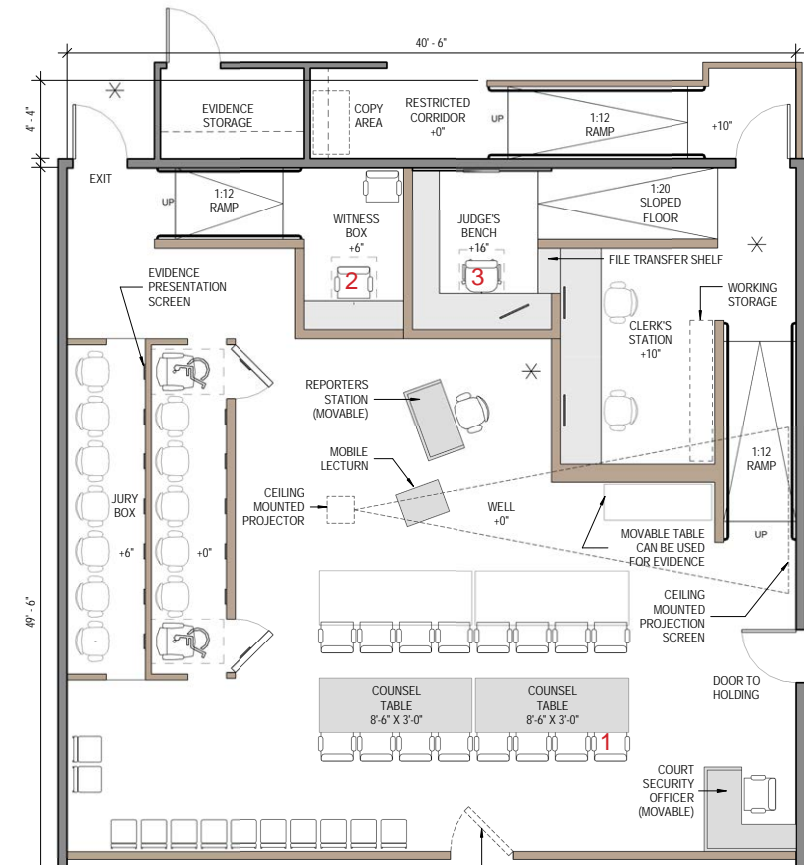


Typical Large Trial Courtroom C/D
Interior Clear Width 40'-6"

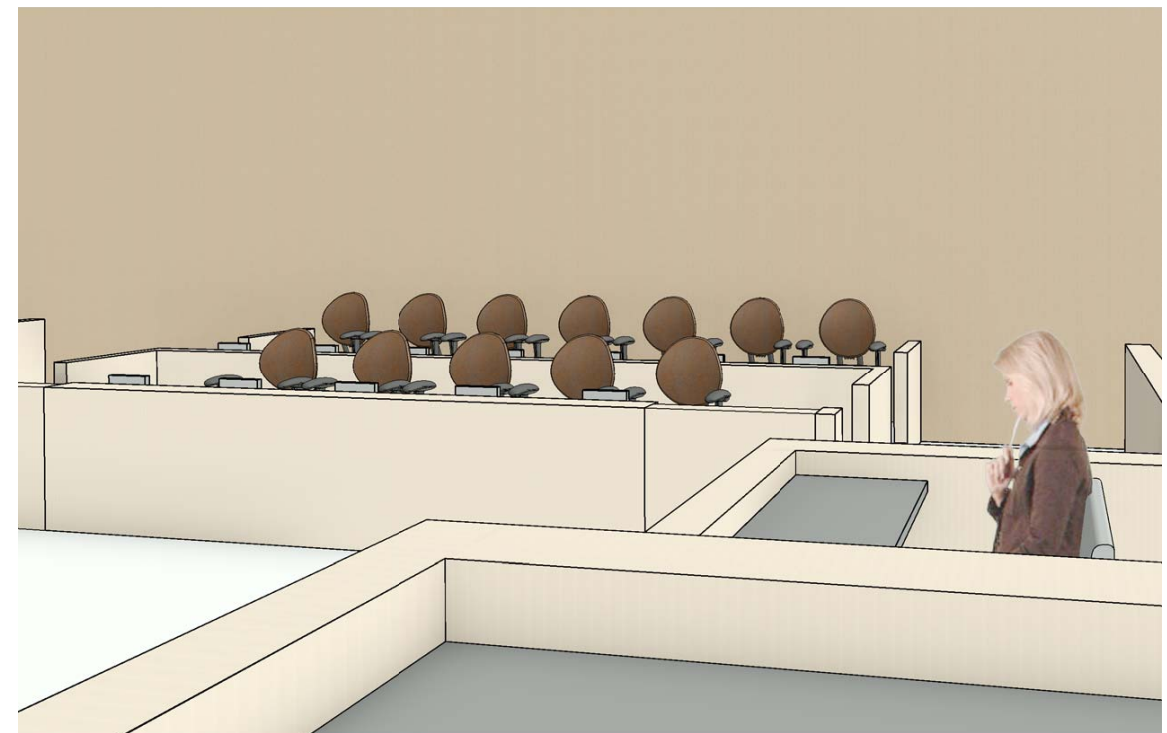
DRAFT



1. View from Defendant



2. View from Witness



3. View from Judge



CATALOG OF COURTROOM LAYOUTS

DRAFT
November 25, 2014

TABLE OF CONTENTS

TRIAL COURTROOM EXAMPLES

COUNTY	CITY	COURTHOUSE NAME	TOTAL SQUARE FEET *	SPECTATOR SEATING CAPACITY**	PAGE
CENTER BENCH					
Calaveras	San Andreas	Superior Court of California, Calaveras County Courthouse	1600	43	6
Los Angeles	Long Beach	Governor George Deukmejian Courthouse	1950	44	8
San Diego	San Diego	San Diego Central Courthouse	1700	46	10
San Joaquin	Stockton	Superior Court of San Joaquin County Stockton Courthouse	1650	60	12
Sutter	Yuba City	Superior Court of California, County of Sutter	1900	64	14
Yolo	Woodland	Yolo Superior Court, State of California	1980	46	16
Typical Trial Courtroom A			1850	48	18
Typical Trial Courtroom B			1950	51	20
CORNER BENCH					
Contra Costa	Pittsburg	Richard E. Arnason Justice Center	1750	50	22
Mono	Mammoth Lakes	Mammoth Lakes Courthouse	1800	46	24
San Bernardino	San Bernardino	San Bernardino Justice Center	1720	50	26

LARGE TRIAL COURTROOM EXAMPLES

COUNTY	CITY	COURTHOUSE NAME	TOTAL SQUARE FEET *	SPECTATOR SEATING CAPACITY**	PAGE
CENTER BENCH					
Los Angeles	Long Beach	Governor George Deukmejian Courthouse	2200	80	30
San Diego	San Diego	San Diego Central Courthouse	2100	98	32
San Joaquin	Stockton	Superior Court of San Joaquin County Stockton Courthouse	2470	142	34
Sutter	Yuba City	Superior Court of California, County of Sutter	2100	94	36
Yolo	Woodland	Yolo Superior Court, State of California	2500	94	38
Typical Large Trial Courtroom A			2050	71	40
Typical Large Trial Courtroom B			2150	74	42
Typical Large Trial Courtroom C			2250	52	44
Typical Large Trial Courtroom D			2445	84	46

DOUBLE JURY COURTROOM EXAMPLES

COUNTY	CITY	COURTHOUSE NAME	TOTAL SQUARE FEET *	SPECTATOR SEATING CAPACITY**	PAGE
CENTER BENCH					
Los Angeles	Long Beach	Governor George Deukmejian Courthouse	2000	52	50
San Diego	San Diego	San Diego Central Courthouse	2100	64	52
CORNER BENCH					
San Bernardino	San Bernardino	San Bernardino Justice Center	2500	92	54

*Includes ramp in corridor where applicable

**Wheelchair Spaces added to total spectator seating capacity.

ARRAIGNMENT COURTROOM EXAMPLES

COUNTY	CITY	COURTHOUSE NAME	TOTAL SQUARE FEET *	SPECTATOR SEATING CAPACITY**	PAGE
CENTER BENCH					
Los Angeles	Long Beach	Governor George Deukmejian Courthouse	2000	92	58
San Diego	San Diego	San Diego Central Courthouse	1700	98	60
CORNER BENCH					
Contra Costa	Pittsburg	Richard E. Arnason Justice Center	2000	92	62

TRAFFIC COURTROOM EXAMPLES

COUNTY	CITY		TOTAL SQUARE FEET *	SPECTATOR SEATING CAPACITY**	PAGE
CENTER BENCH					
Contra Costa	Pittsburg	Richard E. Arnason Justice Center	2100	92	66
Los Angeles	Long Beach	Governor George Deukmejian Courthouse	2250	124	68
CORNER BENCH					
San Bernardino	San Bernardino	San Bernardino Justice Center	2250	104	70

FAMILY COURTROOM EXAMPLES

COUNTY	CITY		TOTAL SQUARE FEET *	SPECTATOR SEATING CAPACITY**	PAGE
CENTER BENCH					
San Diego	San Diego	San Diego Central Courthouse	1700	46	74
San Joaquin	Stockton	Superior Court of San Joaquin County Stockton Courthouse	1750	74	76
Santa Clara	Santa Clara	Santa Clara Family Justice Center	1700	52	78

HOLDING CORE EXAMPLES

COUNTY	CITY		TOTAL SQUARE FEET *	TOTAL RATED CAPACITY	PAGE
Los Angeles	Long Beach	Governor George Deukmejian Courthouse	1068	9	82
Los Angeles	Long Beach	Governor George Deukmejian Courthouse	1043	9	83
Mono	Mammoth Lakes	Mammoth Lakes Courthouse	835	8	84
San Diego	San Diego	San Diego Central Courthouse	748	10	85
San Diego	San Diego	San Diego Central Courthouse	748	13	86
San Joaquin	Stockton	Superior Court of San Joaquin County Stockton Courthouse	775	16	87
San Joaquin	Stockton	Superior Court of San Joaquin County Stockton Courthouse	788	14	88
Sutter	Yuba City	Superior court of California, County of Sutter	883	13	89
Yolo	Woodland	Yolo Superior Court, State of California	623	12	90
Typical Holding A			572	4	91
Typical Holding B			605	7	92
Typical Holding C			496	4	93
Typical Holding D			655	6	94

*Includes ramp in corridor where applicable

**Wheelchair Spaces added to total spectator seating capacity.

TRIAL COURTROOM EXAMPLES

COUNTY	CITY	COURTHOUSE NAME	TOTAL SQUARE FEET *	SPECTATOR SEATING CAPACITY**	PAGE
CENTER BENCH					
Calaveras	San Andreas	Superior Court of California, Calaveras County Courthouse	1600	43	6
Los Angeles	Long Beach	Governor George Deukmejian Courthouse	1950	44	8
San Diego	San Diego	San Diego Central Courthouse	1700	46	10
San Joaquin	Stockton	Superior Court of San Joaquin County Stockton Courthouse	1650	60	12
Sutter	Yuba City	Superior Court of California, County of Sutter	1900	64	14
Yolo	Woodland	Yolo Superior Court, State of California	1980	46	16
Typical Trial Courtroom A			1850	48	18
Typical Trial Courtroom B			1950	51	20
CORNER BENCH					
Contra Costa	Pittsburg	Richard E. Arnason Justice Center	1750	50	22
Mono	Mammoth Lakes	Mammoth Lakes Courthouse	1800	46	24
San Bernardino	San Bernardino	San Bernardino Justice Center	1720	50	26

*Includes ramp in corridor where applicable

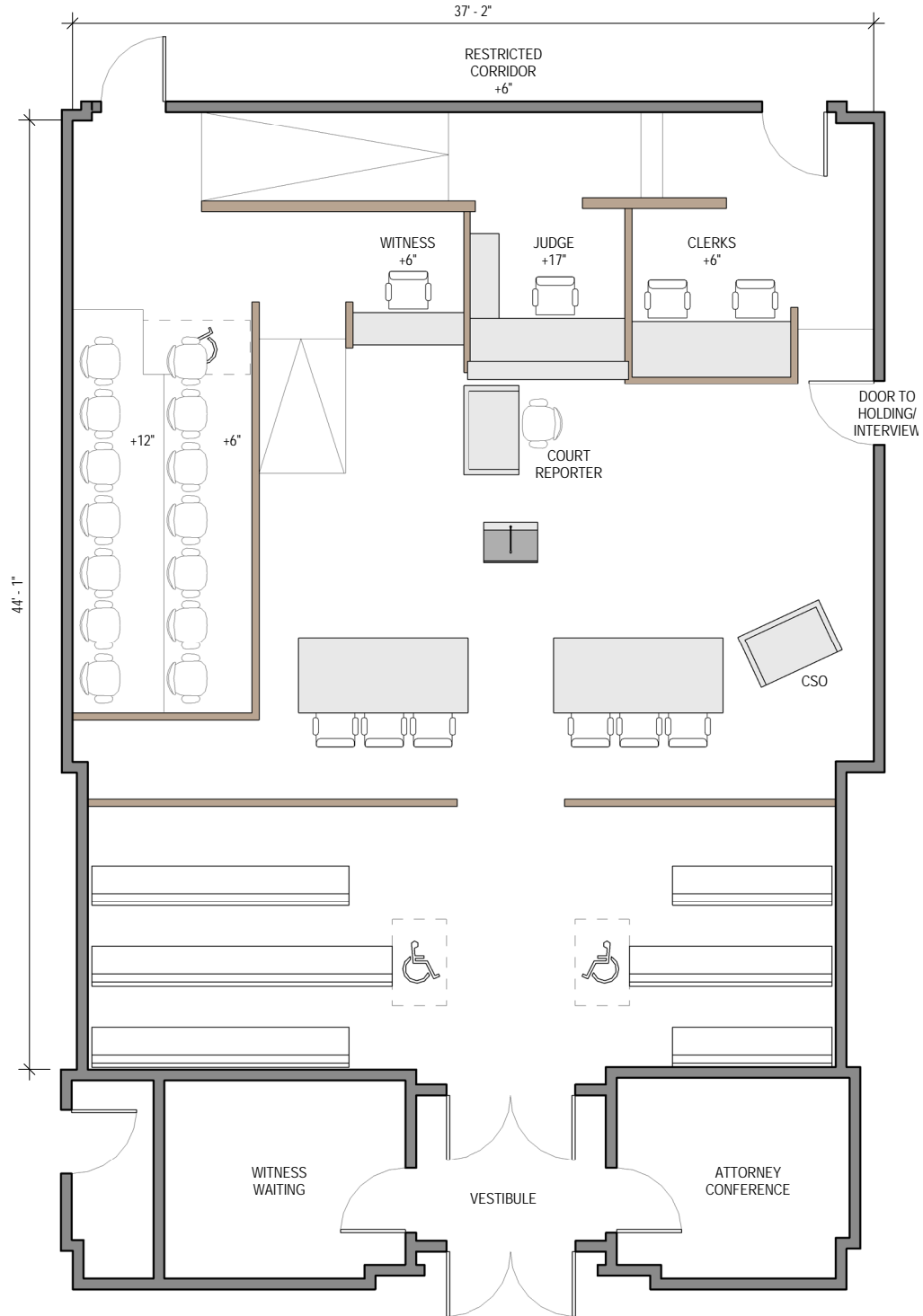
**Wheelchair Spaces added to total spectator seating capacity.

**SUPERIOR COURT OF CALIFORNIA, CALAVERAS COUNTY COURTHOUSE
CALAVERAS COUNTY, SAN ANDREAS**

COURTROOM TYPE	TOTAL SQUARE FEET (INCLUDES RAMP IN CORRIDOR)		SPECTATOR SEATING AT 18"	
Typical Trial	1,600		41 + 2 W.C.	

ELEMENT OR WORKSTATION	FURNITURE / CASEWORK WIDTH	CASEWORK DEPTH	HEIGHT ABOVE FLOOR	NO. OF OCCUPANTS
Judge	7'-2"/3'-11"	2'-0"/1'-6"	+17"	1
Courtroom Clerk	7'-4"	2'-7"	+6"	2
Court Security Officer (CSO)	4'-2"	2'-7"	-	1
Court Reporter	4'-2"	2'-7"	-	1
Witness Stand	5'-2"	1'-6"	+6"	2
Jury Box	N/A	N/A	(1st row) +6" (2nd row) +12"	14
Counsel Tables	7'-10"	3'-6"	-	3 ea.
Lectern	4'-2"	2'-7"	-	-

**SUPERIOR COURT OF CALIFORNIA, CALAVERAS COUNTY COURTHOUSE
CALAVERAS COUNTY, SAN ANDREAS**



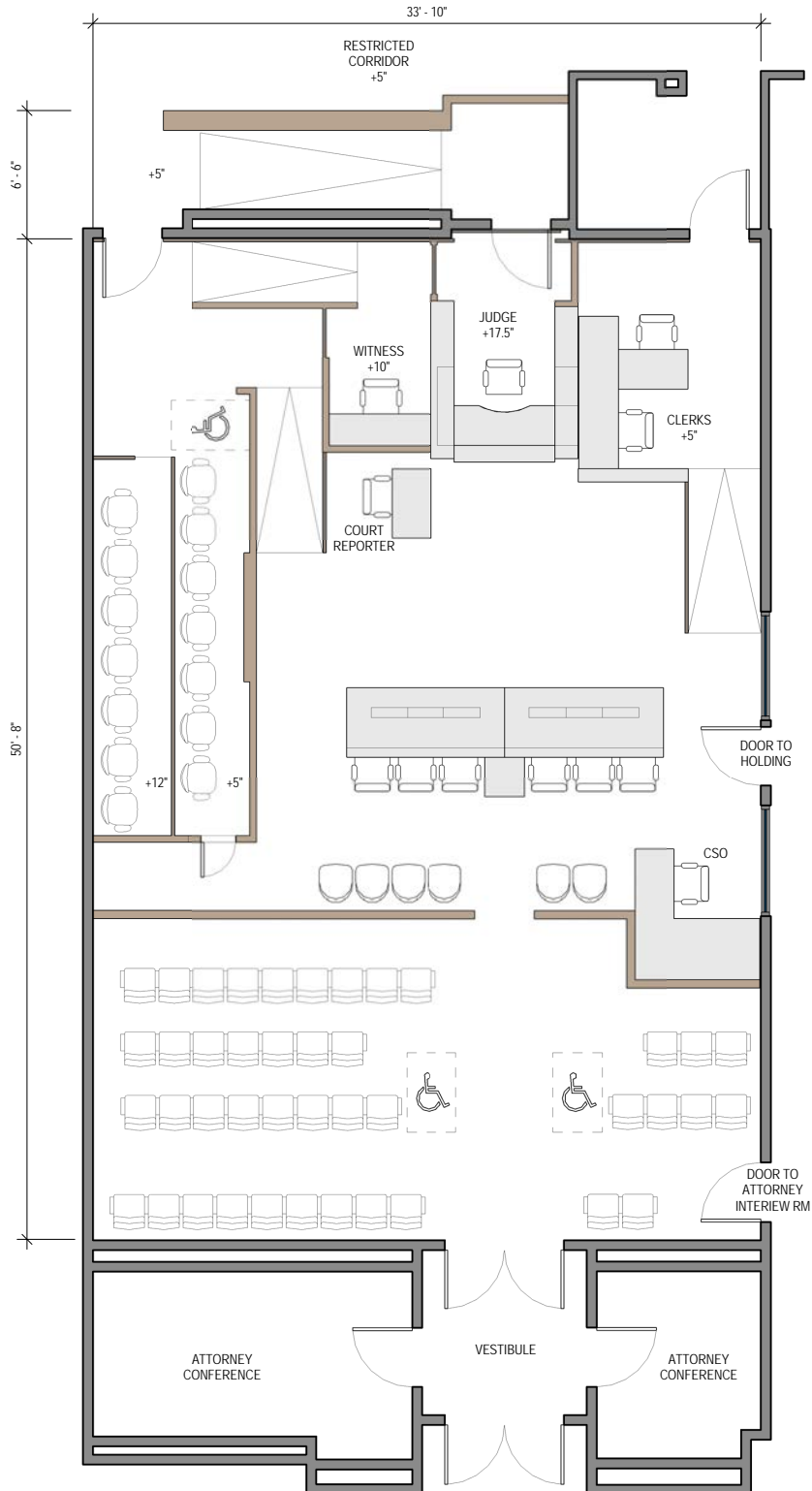
Center Bench Trial Courtroom

**GOVERNOR GEORGE DEUKMEJIAN COURTHOUSE
LOS ANGELES COUNTY, LONG BEACH
Courtroom Component Information**

COURTROOM TYPE	TOTAL SQUARE FEET (INCLUDES RAMP IN CORRIDOR)		SPECTATOR SEATING AT 18"	
Typical Trial	1950		42+2 WC	

ELEMENT OR WORKSTATION	FURNITURE / CASEWORK WIDTH	CASEWORK DEPTH	HEIGHT ABOVE FLOOR	NO. OF OCCUPANTS
Judge	7'-0"/5'-0"	2'-0"/1'-2"	+17.5"	1
Courtroom Clerk	7'-8"	2'-1"	+5"	2
Court Security Officer (CSO)	6'-7"	2'-0"	-	1
Court Reporter	3'-6"	2'-0"	-	1
Witness Stand	5'-2"	1'-7"	+10"	2
Jury Box	N/A	N/A	(1st row) +5" (2nd row) +12"	14
Counsel Tables	8'-0"	3'-6"	-	3 ea.
Lectern	2'-0"	2'-0"	-	-

**GOVERNOR GEORGE DEUKMEJIAN COURTHOUSE
LOS ANGELES COUNTY, LONG BEACH**



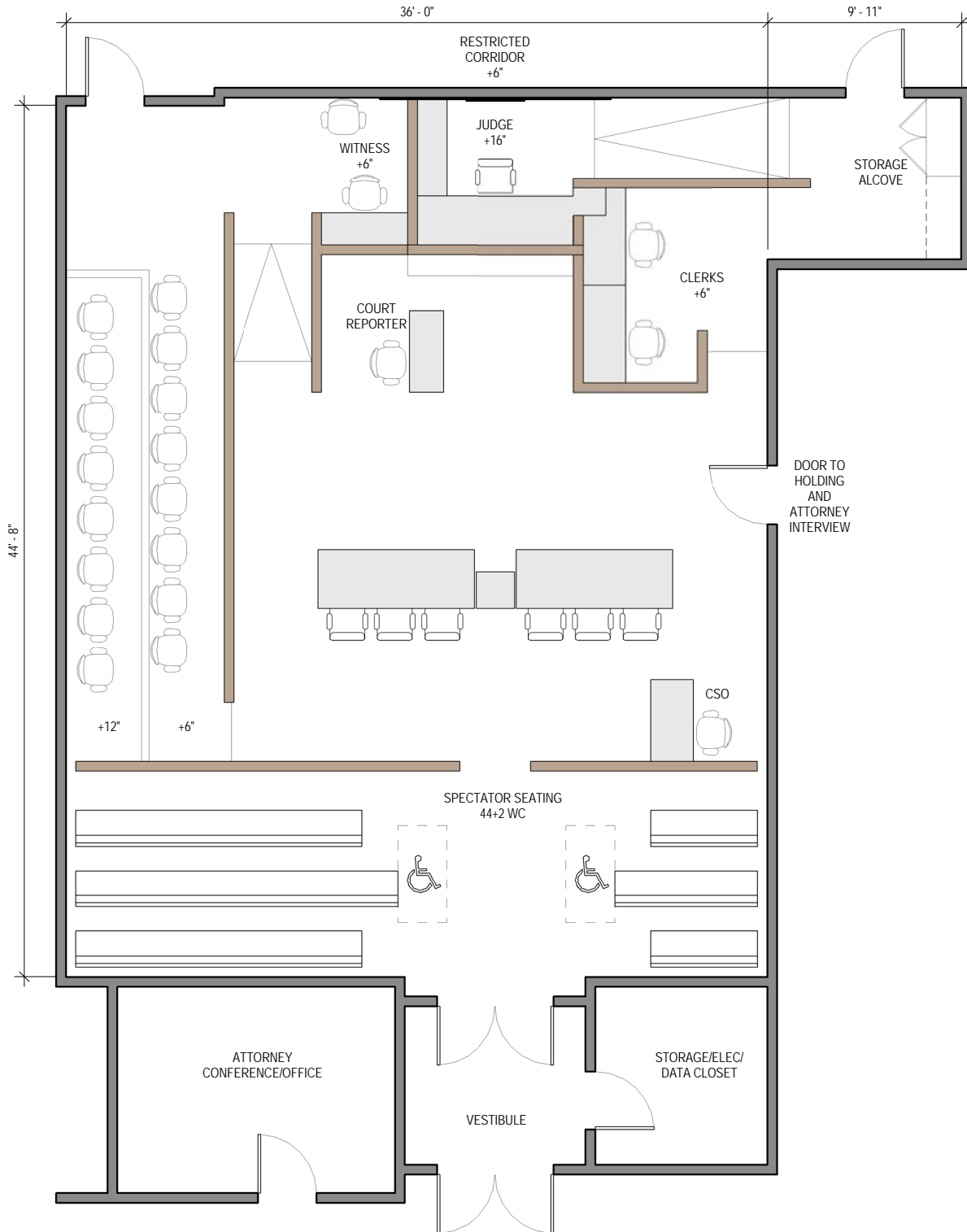
Center Bench Trial Courtroom

**SAN DIEGO CENTRAL COURTHOUSE
SAN DIEGO COUNTY, SAN DIEGO
Courtroom Component Information**

COURTROOM TYPE	TOTAL SQUARE FEET (INCLUDES RAMP IN CORRIDOR)		SPECTATOR SEATING AT 18"	
Typical Trial	1700		44+2 WC	

ELEMENT OR WORKSTATION	FURNITURE / CASEWORK WIDTH	CASEWORK DEPTH	HEIGHT ABOVE FLOOR	NO. OF OCCUPANTS
Judge *	8'-0"/5'-0"	2'-6"/1'-6"	+16"	1
Courtroom Clerk	10'-0"	2'-2"	+6"	2
Court Security Officer (CSO)	4'-2"	2'-2"	-	1
Court Reporter	4'-2"	1'-9"	-	1
Witness Stand	4'-6"	1'-8"	+6"	2
Jury Box	N/A	N/A	(1st row) +6" (2nd row) +12"	16
Counsel Tables	8'-0"	3'-6"	-	3 ea.
Lectern	2'-0"	2'-0"	-	-

**SAN DIEGO CENTRAL COURTHOUSE
SAN DIEGO COUNTY, SAN DIEGO**



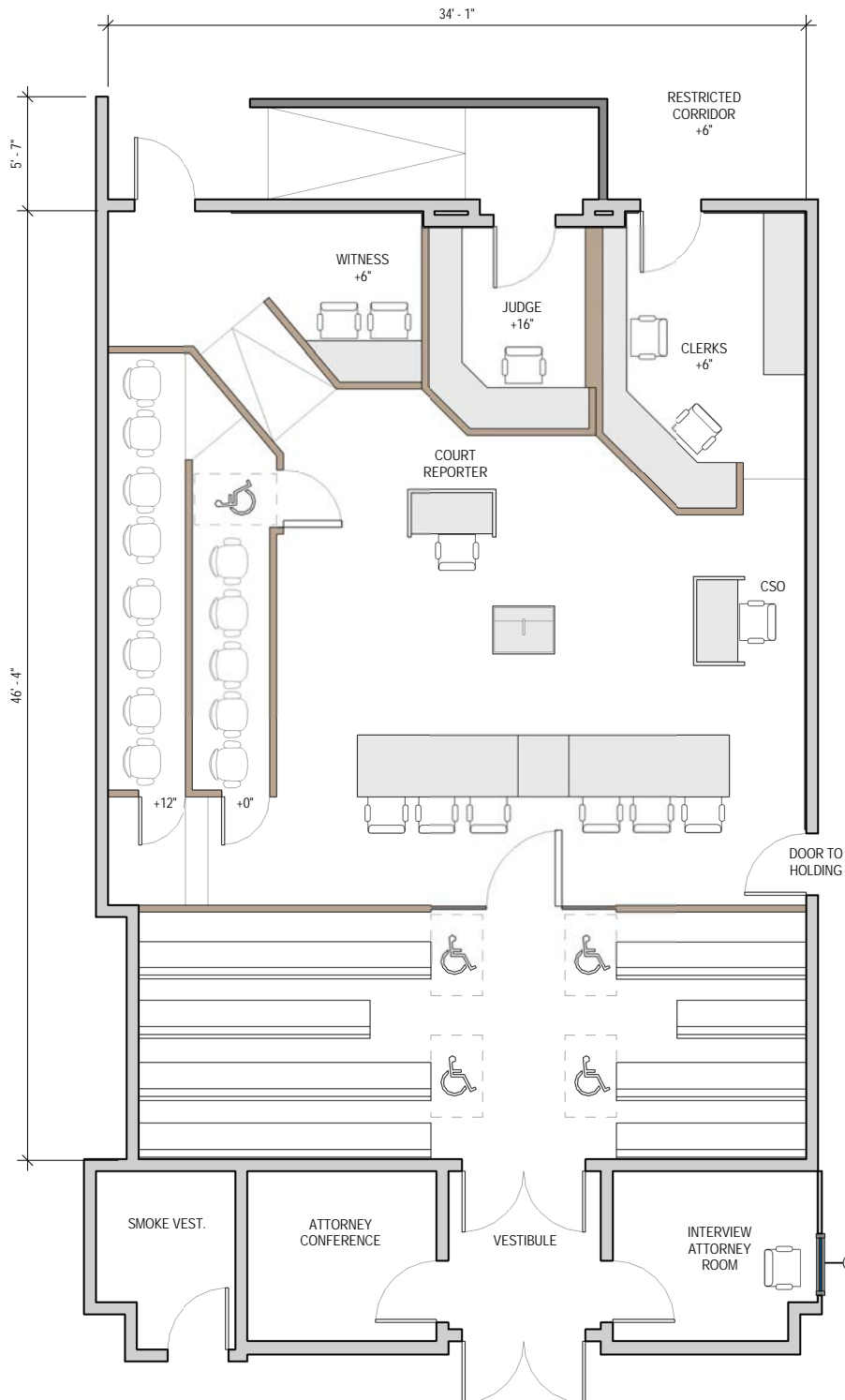
Center Bench Trial Courtroom

**SUPERIOR COURT OF SAN JOAQUIN COUNTY STOCKTON COURTHOUSE
SAN JOAQUIN COUNTY, STOCKTON
Courtroom Component Information**

COURTROOM TYPE	TOTAL SQUARE FEET (INCLUDES RAMP IN CORRIDOR)		SPECTATOR SEATING AT 18"	
Typical Trial	1,650		56+4WC	

ELEMENT OR WORKSTATION	FURNITURE / CASEWORK WIDTH	DEPTH	HEIGHT ABOVE FLOOR	NO. OF OCCUPANTS
Judge	7'-10"/6'-6"	2'-0"/1'-8"	+16"	1
Courtroom Clerk	13'-8"	2'-3"	+6"	2
Court Security Officer (CSO)	4'-0"	2'-0"	-	1
Court Reporter	4'-0"	2'-0"	-	1
Witness Stand	5'-8"	2'-0"	+6"	2
Jury Box	N/A	N/A	(1st row) +0" (2nd row) +12"	14
Counsel Tables	7'-10"	3'-0"	-	3 ea.
Lectern	2'-5"	3'-0"	-	-

**SUPERIOR COURT OF SAN JOAQUIN COUNTY STOCKTON COURTHOUSE
SAN JOAQUIN COUNTY, STOCKTON**



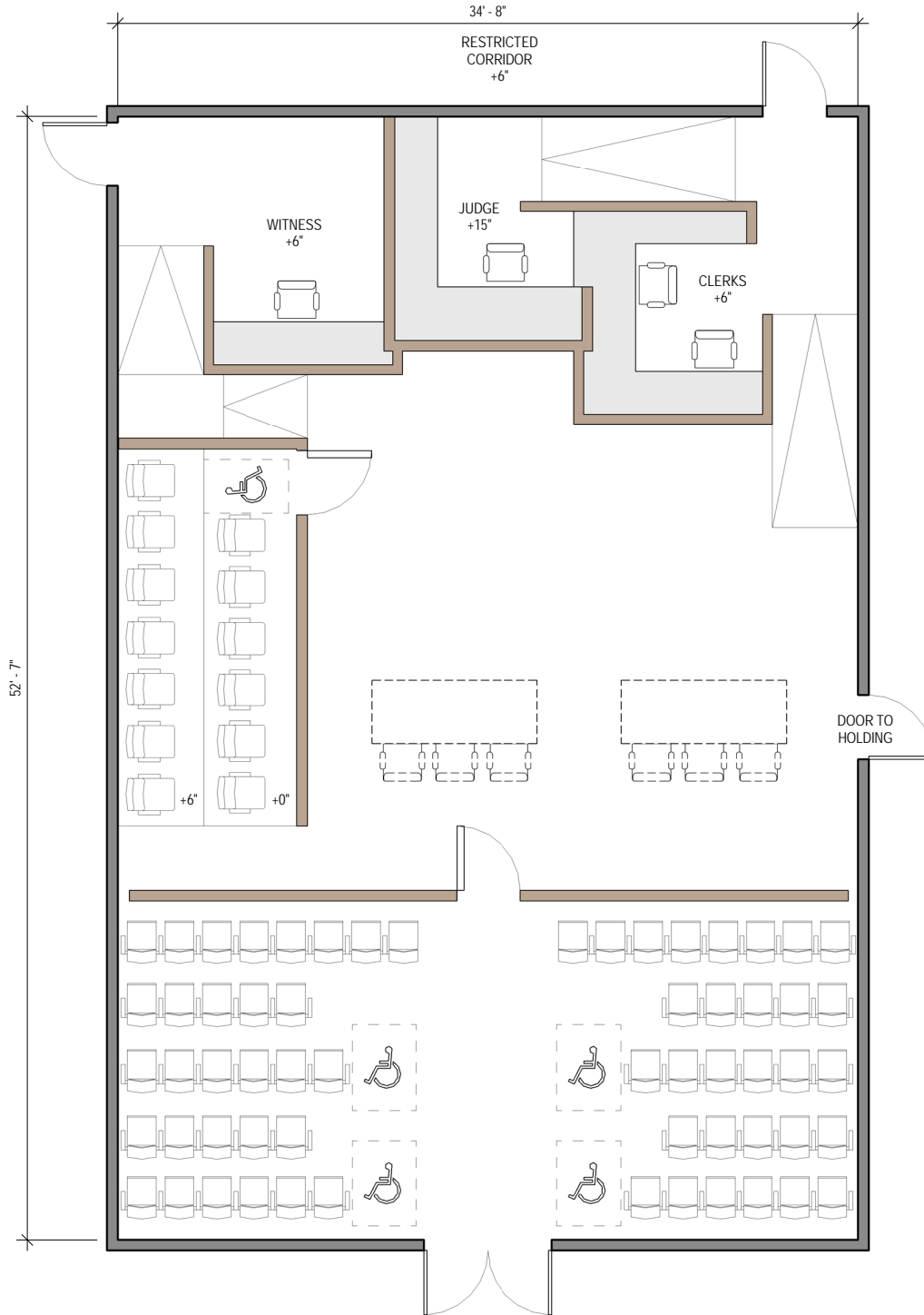
Center Bench Trial Courtroom

**SUPERIOR COURT OF CALIFORNIA, COUNTY OF SUTTER
SUTTER COUNTY, YUBA CITY
Courtroom Component Information**

COURTROOM TYPE	TOTAL SQUARE FEET (INCLUDES RAMP IN CORRIDOR)		SPECTATOR SEATING AT 18"	
Typical Trial	1900		60+4 WC	

ELEMENT OR WORKSTATION	FURNITURE / CASEWORK WIDTH	CASEWORK DEPTH	HEIGHT ABOVE FLOOR	NO. OF OCCUPANTS
Judge	8'-9"/7'-11"	2'-6"/2'-0"	+15"	1
Courtroom Clerk	8'-5"	2'-0"	+6"	2
Court Security Officer (CSO)	-	-	-	1
Court Reporter	-	-	-	1
Witness Stand	8'-0"	2'-0"	+6"	2
Jury Box	N/A	N/A	(1st row) +0" (2nd row) +6.5"	14
Counsel Tables	-	-	-	-
Lectern	-	-	-	-

**SUPERIOR COURT OF CALIFORNIA, COUNTY OF SUTTER
SUTTER COUNTY, YUBA CITY**



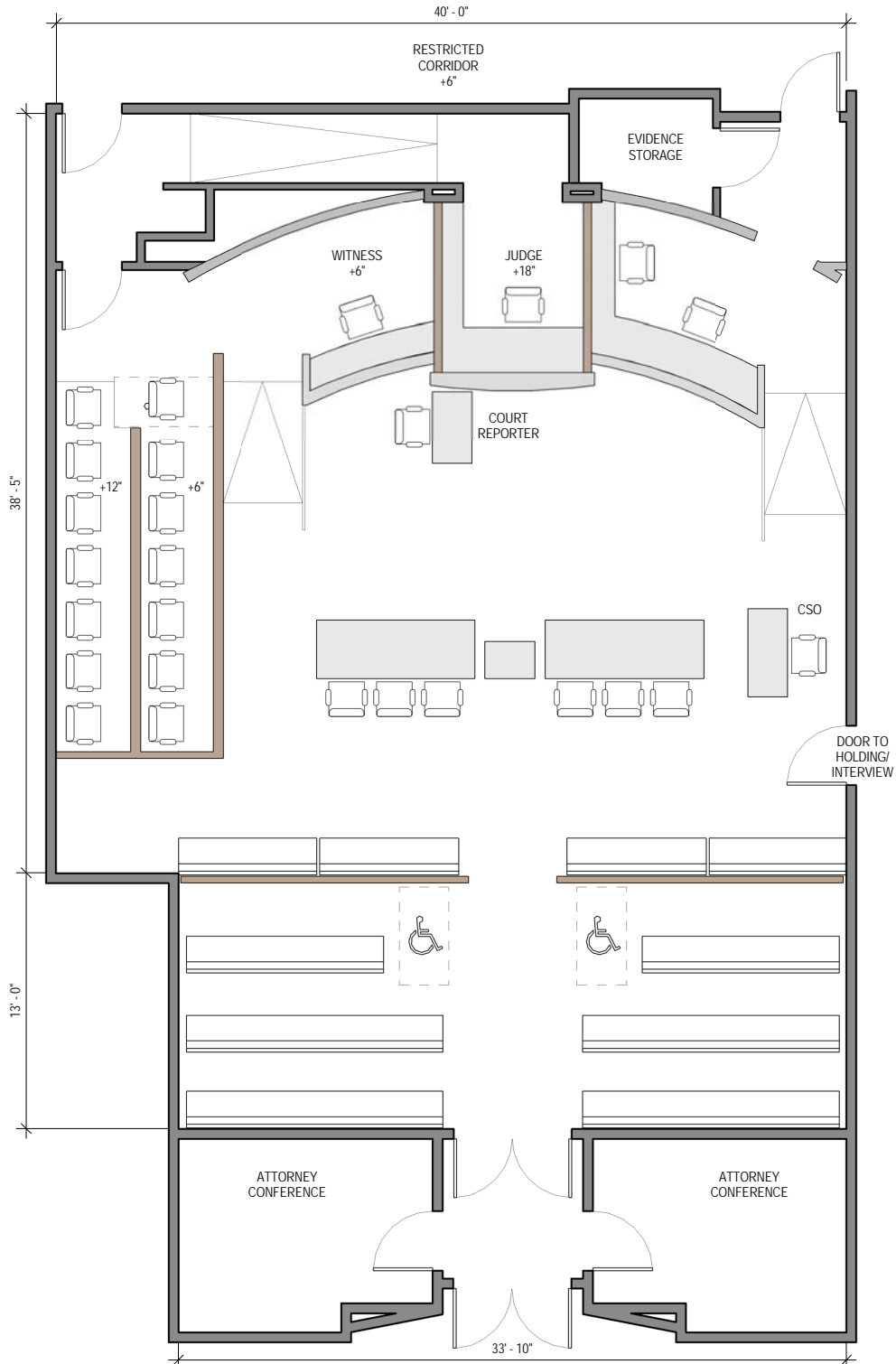
Center Bench Trial Courtroom

**YOLO SUPERIOR COURT, STATE OF CALIFORNIA
YOLO COUNTY, WOODLAND
Courtroom Component Information**

COURTROOM TYPE	TOTAL SQUARE FEET (INCLUDES RAMP IN CORRIDOR)		SPECTATOR SEATING AT 18"	
Typical Trial	1,980		44+2 WC	

ELEMENT OR WORKSTATION	FURNITURE / CASEWORK WIDTH	DEPTH	HEIGHT ABOVE FLOOR	NO. OF OCCUPANTS
Judge	7'-2"/6'-3"	2'-3"/1'0"	+18"	1
Courtroom Clerk	13'-6"	2'-0"	+6"	2
Court Security Officer (CSO)	4'-6"	2'-0"	-	1
Court Reporter	3'-8"	2'-0"	-	1
Witness Stand	6'-6"	1'-6"	+6"	2
Jury Box	N/A	N/A	(1st row) +6" (2nd row) +12"	14
Counsel Tables	-	-	-	-
Lectern	4'-3"	2'-3"	-	-

**YOLO SUPERIOR COURT, STATE OF CALIFORNIA
YOLO COUNTY, WOODLAND**



Center Bench Trial Courtroom

TYPICAL TRIAL COURTROOM A
Courtroom Component Information

COURTROOM TYPE	SQUARE FEET		SPECTATOR SEATING (18")	VOIR DIRE
Multipurpose	1,850		46 + 2 W.C.	74
ELEMENT OR WORKSTATION	FURNITURE / CASEWORK WIDTH	DEPTH	HEIGHT ABOVE FLOOR	NO. OF OCCUPANTS
Judge	6'-6"/6'-4"	2' -0"/1'-6"	+16"	1
Courtroom Clerk	12'-0"	2'-3"	+12"	2
Court Security Officer	4'-0"	2'-6"	+0"	1
Court Reporter	4'-0"	2'-0"	+0"	1
Witness Stand	5'-0"	1'-7"	+6"	2
Jury Box	N/A	N/A	(1st row) +0" (2nd row) +6"	14
Counsel Tables	7'-6"	3'-0"	+0"	3 ea.
Lectern	2'-6"	2'-0"	N/A	0

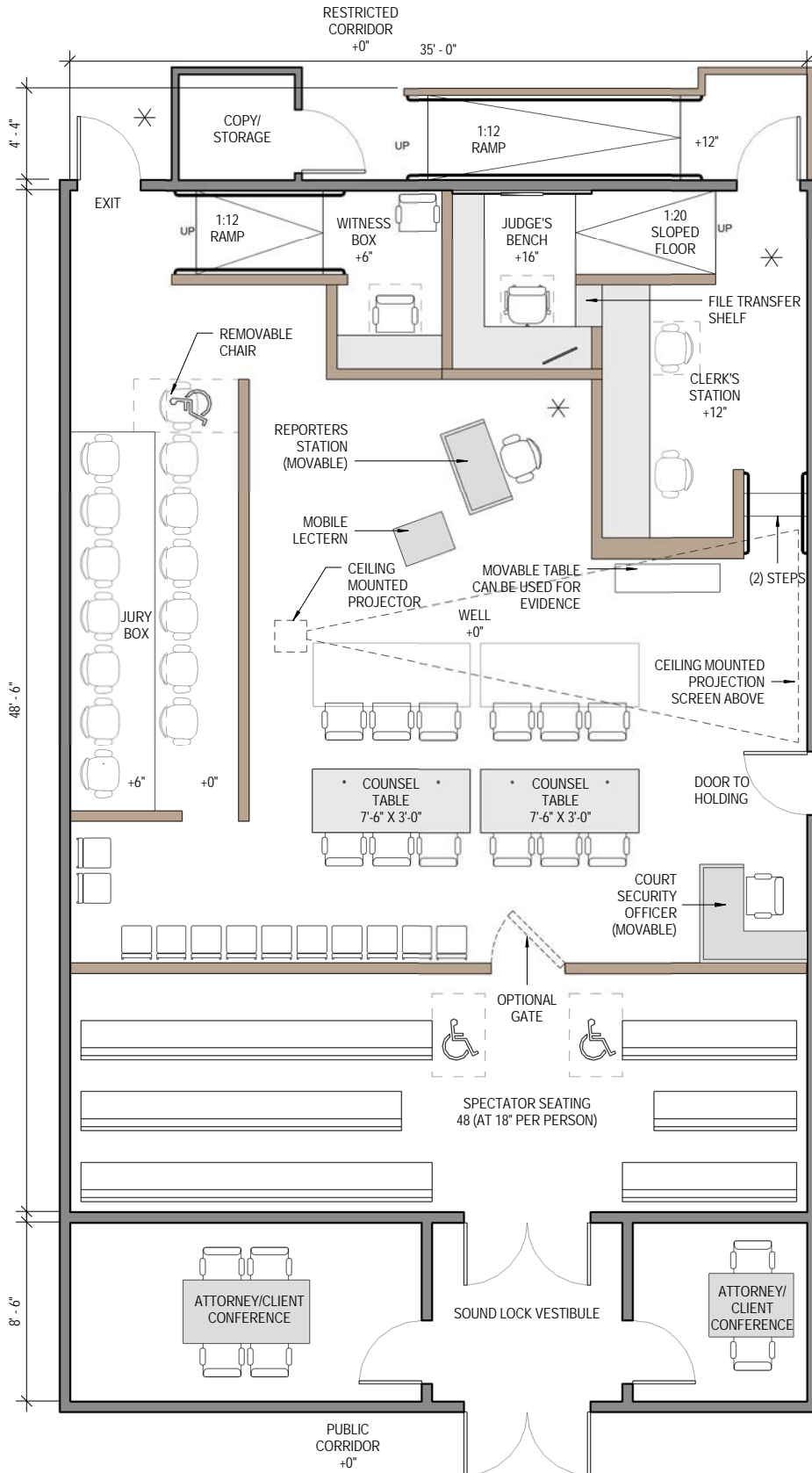
Key Attributes of Courtroom Layout

- 74 seats for voir dire provide maximum flexibility for trial use.
- Judge's bench work surface increased from 6' to 12'-10" long.
- Work surface return at judge's bench increased from 10" to 18" deep.
- Access ramps outside courtroom.
- Judge's bench elevated 16" to minimize need for ramping.
- Optimal sight lines for all participants.
- Multi-defendant capable due to movable well components.
- Multiple locations for side-bar conferences (shown with *)
- Clerk's storage in specified copy/storage room at end of rear access ramp.
- Exhibit storage table adjacent to clerk's workstation.
- Stairs to clerk's workstation area reduce width of courtroom.
- Jury box dimensions are efficient and controls courtroom width.
- Adjustable height work surfaces for judge and clerk.

Options provided:

- Alternate Court Security Officer desk and evidence table locations
- Movable lectern and court reporters station facilitate options for adding counsel tables.
- Gate to well area

TYPICAL TRIAL COURTROOM A



**TYPICAL TRIAL COURTROOM B
Courtroom Component Information**

COURTROOM TYPE	SQUARE FEET		SPECTATOR SEATING (18")	VOIR DIRE
Multipurpose Trial	1,950		49+ 2 W.C.	77
ELEMENT OR WORKSTATION	FURNITURE / CASEWORK WIDTH	CASEWORK DEPTH	HEIGHT ABOVE FLOOR	NO. OF OCCUPANTS
Judge	7'-9"/6'-4"	2'-0"/1'-6"	+16"	1
Courtroom Clerk	12'-0"	2'-3"	+12"	2
Court Security Officer	4'-0"	2'-6"	+0"	1
Court Reporter	4'-0"	2'-0"	+0"	1
Witness Stand	5'-6"	1'-7"	+6"	2
Jury Box	N/A	N/A	(1st row) +0" (2nd row) +6"	14
Counsel Tables	8'-6"	3'-0"	+0"	4 ea.
Lectern	2'-6"	2'-0"	N/A	0

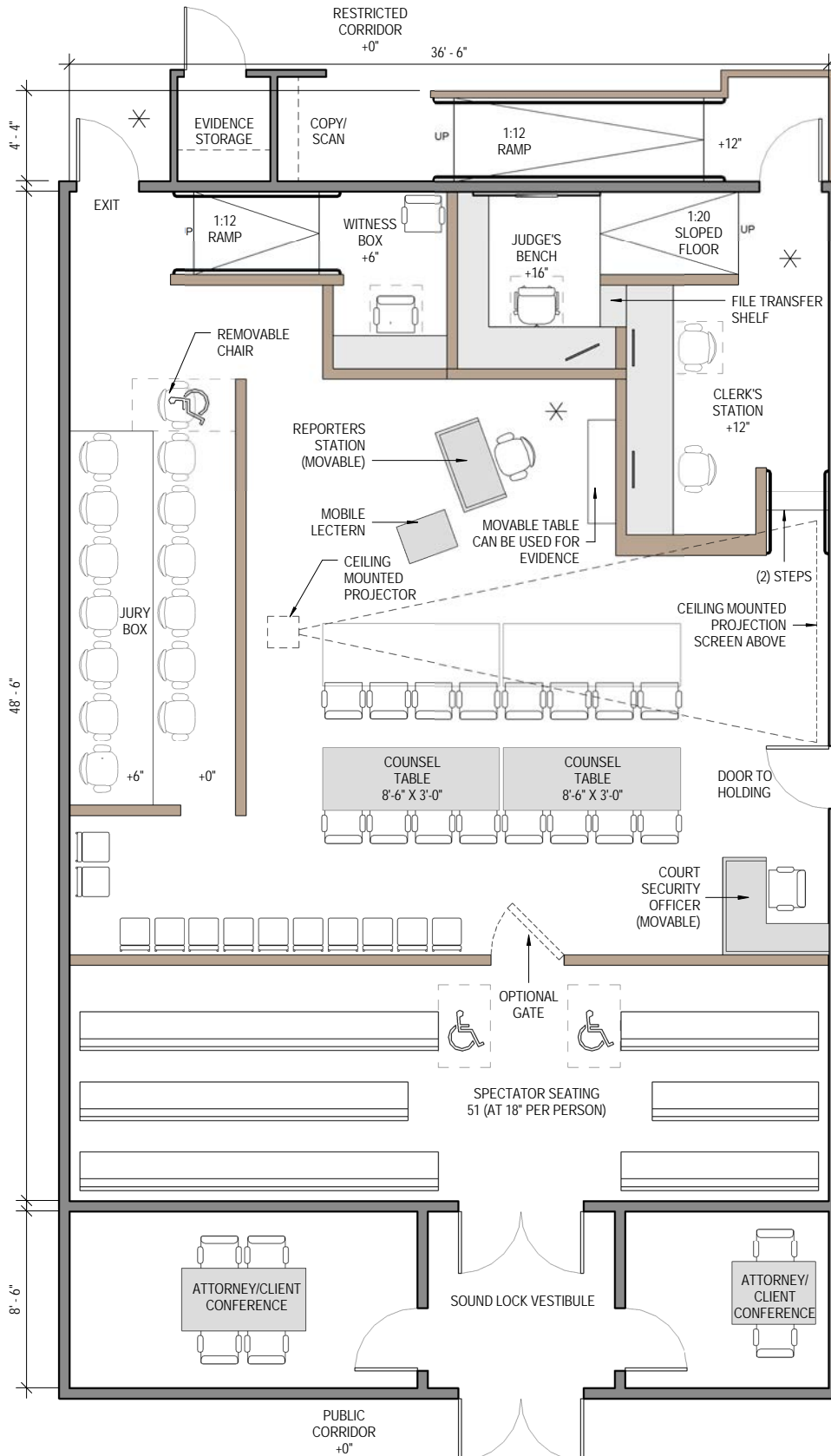
Key Attributes of Courtroom Layout

- 77 seats for voir dire provide maximum flexibility for trial use.
- Multi-defendant capable due to movable well components and increased courtroom width.
- Judge’s bench work surface increased from 6’ to 14’-1” long.
- Work surface return at judge’s bench increased from 10” to 18” deep.
- Judge’s bench elevated 16” to minimize need for ramping. .
- Multiple locations for side-bar conferences (shown with *)
- Optimal sight lines for all participants.
- Multi-defendant capable due to moveable well components.
- Clerk’s storage in specified copy/storage room at end of rear access ramp.
- Exhibit storage table adjacent to clerk’s workstation.
- Clerks work surface increased from 10’ to 12’ long (2 clerks).
- Stairs to clerk’s workstation area reduce width of courtroom.
- Adjustable height work surfaces for judge and clerk.
- Counsel tables provide for 4 seats at each table.
- Jury box dimensions are efficient and controls courtroom width.

Options provided:

- Alternate Court Security Officer desk and evidence table locations
- Movable lectern and court reporters station facilitate options for adding counsel tables.
- Gate to well area

TYPICAL TRIAL COURTROOM B

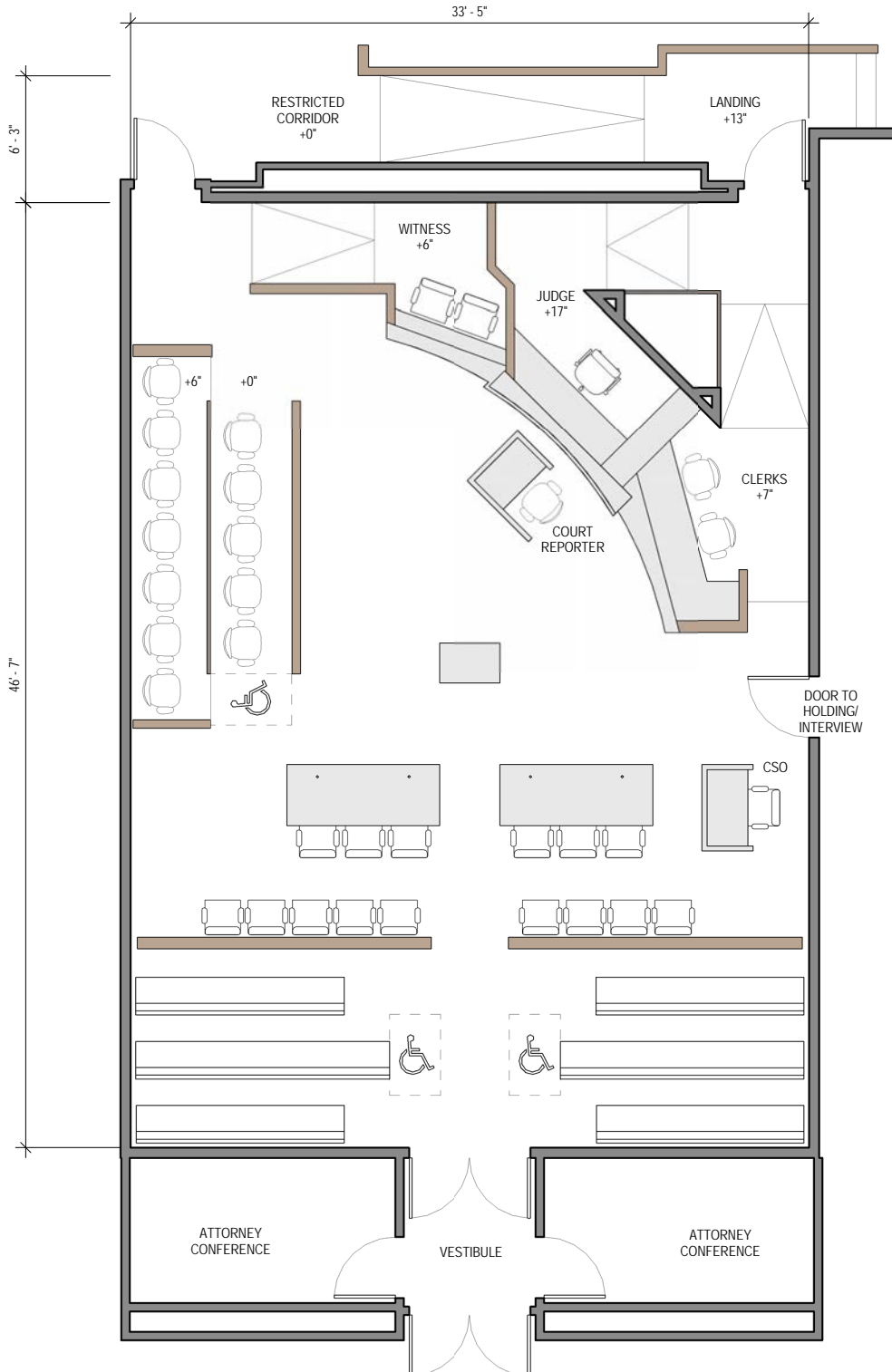


**RICHARD E. ARNASON JUSTICE CENTER
CONTRA COSTA COUNTY, PITTSBURG
Courtroom Component Information**

COURTROOM TYPE	TOTAL SQUARE FEET (INCLUDES RAMP IN CORRIDOR)		SPECTATOR SEATING AT 18"	
Typical Trial	1750		48+2 WC	

ELEMENT OR WORKSTATION	FURNITURE / CASEWORK WIDTH	CASEWORK DEPTH	HEIGHT ABOVE FLOOR	NO. OF OCCUPANTS
Judge	7'-10"/3'-8"	1'-10"/1'-6"	+17"	1
Courtroom Clerk	9'-0"	2'-0"	+7"	2
Court Security Officer (CSO)	3'-9"	2'-0"	-	1
Court Reporter	3'-0"	2'-0"	-	1
Witness Stand	5'-10"	0'-9"	+6"	2
Jury Box	N/A	N/A	(1st row) +0" (2nd row) +6"	12
Counsel Tables	7'-6"	3'-0"	-	2 ea.
Lectern	-	-	-	-

**RICHARD E. ARNASON JUSTICE CENTER
CONTRA COSTA COUNTY, PITTSBURG**



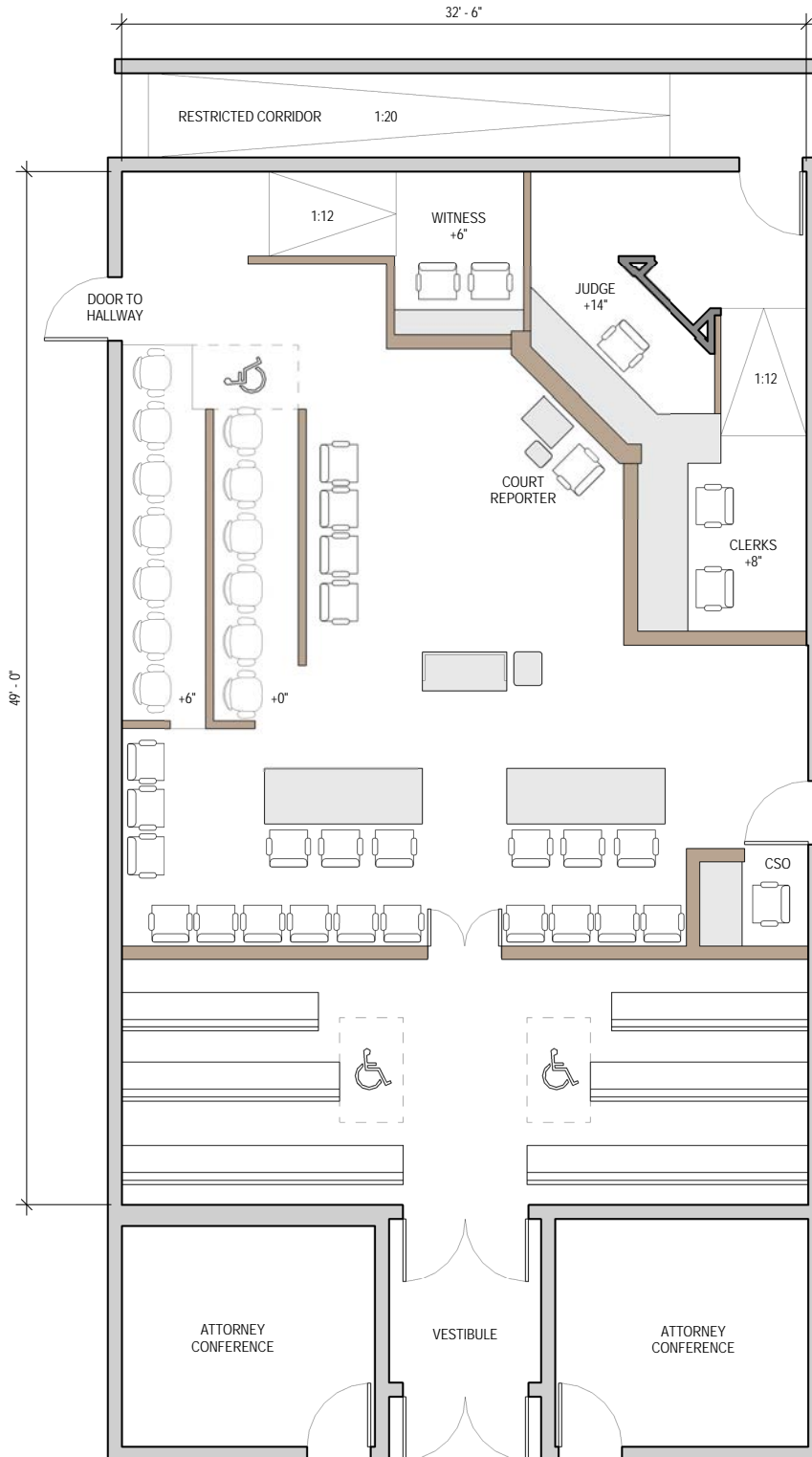
Corner Bench Trial Courtroom

**MAMMOTH LAKES COURTHOUSE
MONO, MAMMOTH LAKES
Courtroom Component Information**

COURTROOM TYPE	TOTAL SQUARE FEET (INCLUDES RAMP IN CORRIDOR)		SPECTATOR SEATING AT 18"	
Typical Trial	1800		44+2 WC	

ELEMENT OR WORKSTATION	FURNITURE / CASEWORK WIDTH	CASEWORK DEPTH	HEIGHT ABOVE FLOOR	NO. OF OCCUPANTS
Judge	8'-6"/2'-9"	2'-0"/2'-4"	+14"	1
Courtroom Clerk	8'-0"	2'-5"	+8"	2
Court Security Officer (CSO)	4'-0"	2'-0"	-	1
Court Reporter	2'-0"	1'-6"	-	1
Witness Stand	6'-2"	1'-2"	+6"	2
Jury Box	N/A	N/A	(1st row) +0" (2nd row) +6"	14
Counsel Tables	7'-6"	2'-8"	-	3 ea.
Lectern	4'-0"	1'-10"	-	-

**MAMMOTH LAKES COURTHOUSE
MONO, MAMMOTH LAKES**



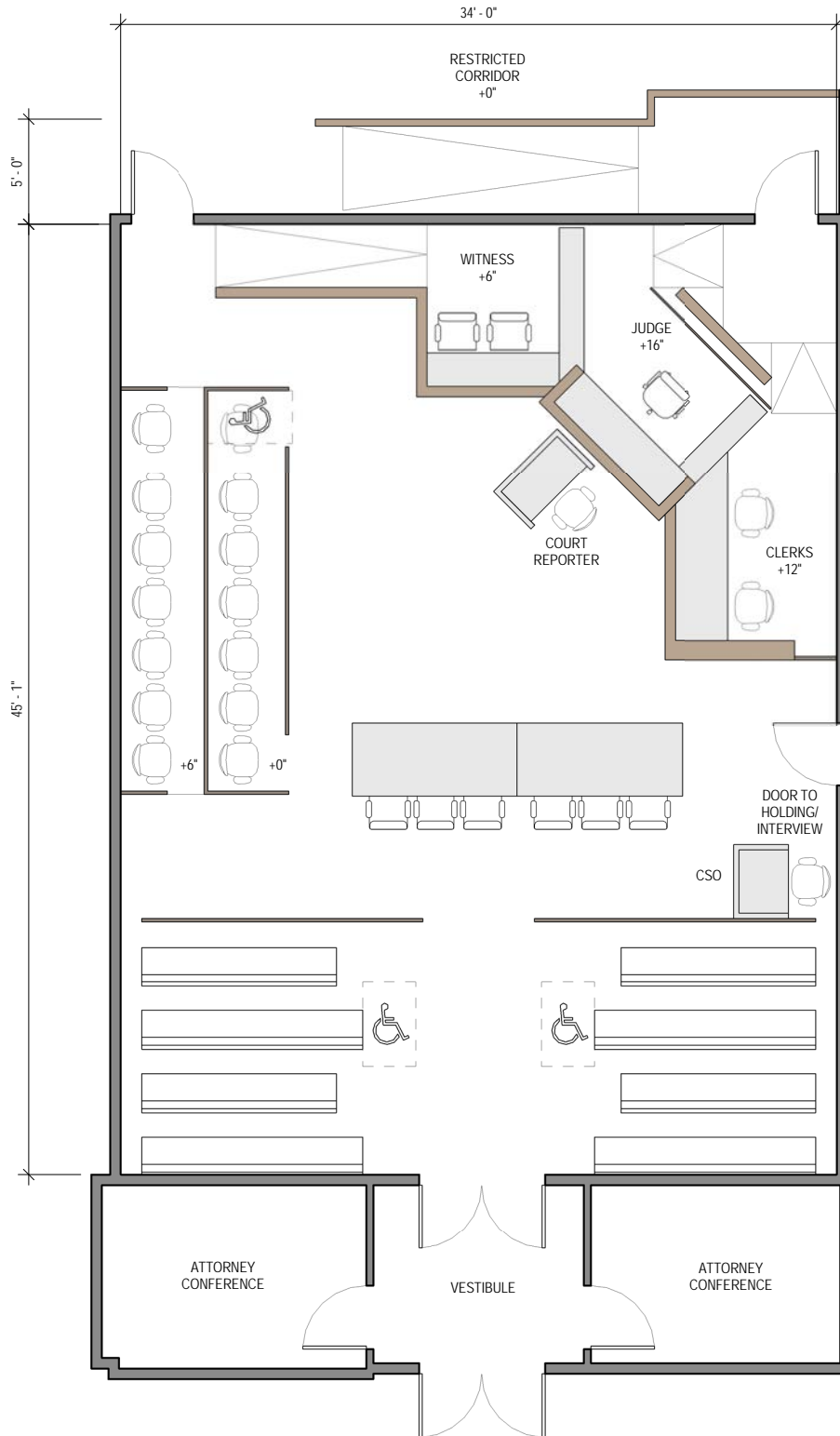
Corner Bench Trial Courtroom

**SAN BERNARDINO JUSTICE CENTER
SAN BERNARDINO COUNTY, SAN BERNARDINO
Courtroom Component Information**

COURTROOM TYPE	TOTAL SQUARE FEET (INCLUDES RAMP IN CORRIDOR)		SPECTATOR SEATING AT 18"	
Typical Trial	1720		48+2 WC	

ELEMENT OR WORKSTATION	FURNITURE / CASEWORK WIDTH	DEPTH	HEIGHT ABOVE FLOOR	NO. OF OCCUPANTS
Judge	7'-0"/4'-9"	2'-0"/1'-2"	+16"	1
Courtroom Clerk	9'-0"	2'-6"	+12"	2
Court Security Officer (CSO)	3'-0"	2'-4"	-	1
Court Reporter	3'-9"	2'-0"	-	1
Witness Stand	6'-4"	1'-7"	+6"	2
Jury Box	N/A	N/A	(1st row) +0" (2nd row) +6"	14
Counsel Tables	7'-10"	3'-6"	-	3 ea.
Lectern	-	-	-	-

**SAN BERNARDINO JUSTICE CENTER
SAN BERNARDINO COUNTY, SAN BERNARDINO**



Corner Bench Trial Courtroom

LARGE TRIAL COURTROOM EXAMPLES

LARGE TRIAL COURTROOM EXAMPLES

COUNTY	CITY	COURTHOUSE NAME	TOTAL SQUARE FEET *	SPECTATOR SEATING CAPACITY**	PAGE
CENTER BENCH					
Los Angeles	Long Beach	Governor George Deukmejian Courthouse	2200	80	30
San Diego	San Diego	San Diego Central Courthouse	2100	98	32
San Joaquin	Stockton	Superior Court of San Joaquin County Stockton Courthouse	2470	142	34
Sutter	Yuba City	Superior Court of California, County of Sutter	2100	94	36
Yolo	Woodland	Yolo Superior Court, State of California	2500	94	38
Typical Large Trial Courtroom A			2050	71	40
Typical Large Trial Courtroom B			2150	74	42
Typical Large Trial Courtroom C			2250	52	44
Typical Large Trial Courtroom D			2445	84	46

*Includes ramp in corridor where applicable

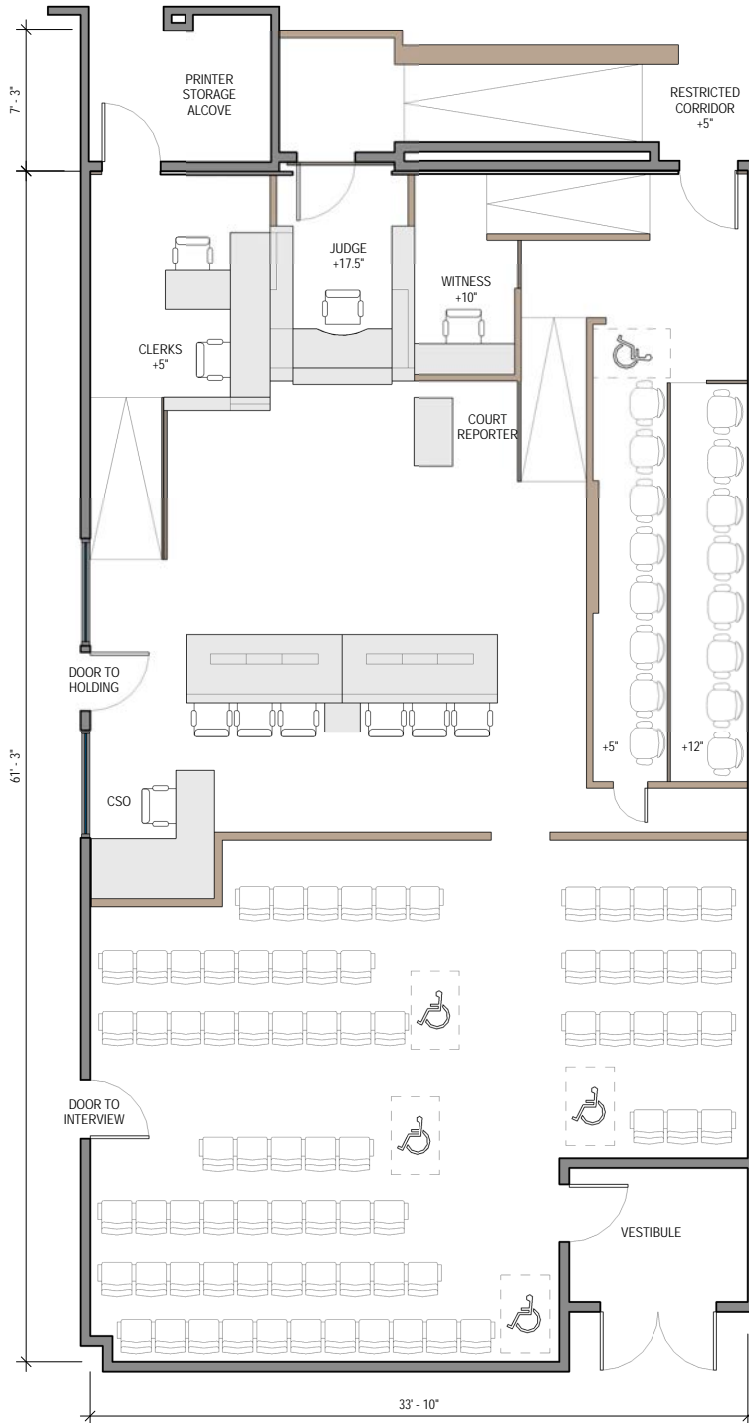
**Wheelchair Spaces added to total spectator seating capacity.

**GOVERNOR GEORGE DEUKMEJIAN COURTHOUSE
LOS ANGELES COUNTY, LONG BEACH
Courtroom Component Information**

COURTROOM TYPE	TOTAL SQUARE FEET (INCLUDES RAMP IN CORRIDOR)		SPECTATOR SEATING AT 18"	
Large Trial	2,200		76+4WC	

ELEMENT OR WORKSTATION	FURNITURE / CASEWORK WIDTH	CASEWORK DEPTH	HEIGHT ABOVE FLOOR	NO. OF OCCUPANTS
Judge	7'-5"/5'-0"	2'-0"/1'-2"	+17.5"	1
Courtroom Clerk	8'-6"	2'-0"	+5"	2
Court Security Officer (CSO)	6'-7"	2'-0"	-	1
Court Reporter	3'-6"	2'-0"	-	1
Witness Stand	5'-2"	1'-7"	+10"	2
Jury Box	N/A	N/A	(1st row) +5" (2nd row) +12"	16
Counsel Tables	8'-0"	4'-0"	-	3 ea.
Lectern	2'-6"	4'-0"	-	-

**GOVERNOR GEORGE DEUKMEJIAN COURTHOUSE
LOS ANGELES COUNTY, LONG BEACH**



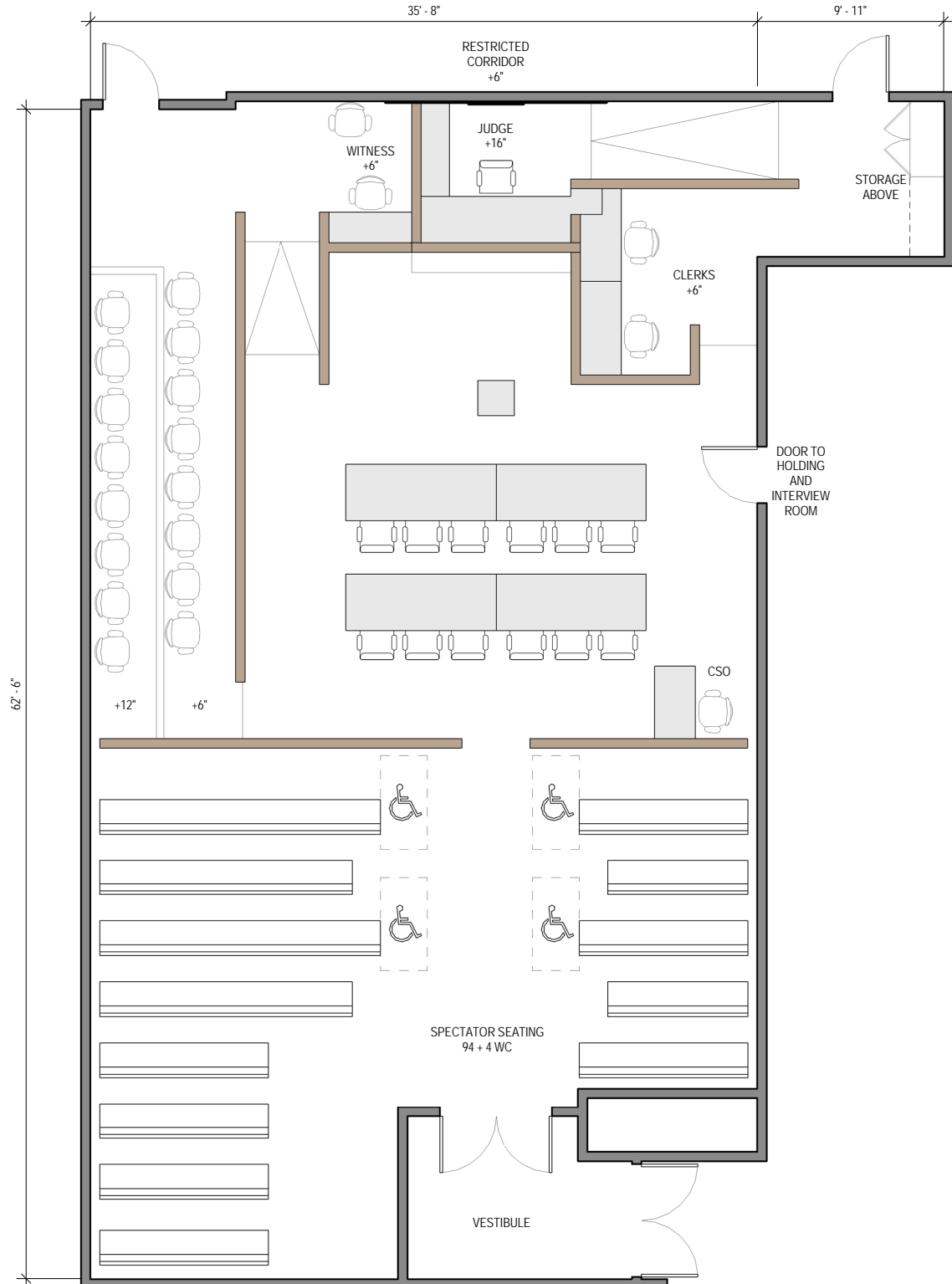
Center Bench Large Trial Courtroom

**SAN DIEGO CENTRAL COURTHOUSE
SAN DIEGO COUNTY, SAN DIEGO
Courtroom Component Information**

COURTROOM TYPE	TOTAL SQUARE FEET (INCLUDES RAMP IN CORRIDOR)		SPECTATOR SEATING AT 18"	
Large Trial	2,100		94+4 WC	

ELEMENT OR WORKSTATION	FURNITURE / CASEWORK WIDTH	CASEWORK DEPTH	HEIGHT ABOVE FLOOR	NO. OF OCCUPANTS
Judge	8'-0"/5'-0"	2'-6"/1'-6"	+16"	1
Courtroom Clerk	10'-0"	2'-2"	+6"	2
Court Security Officer (CSO)	3'-10"	2'-2"	-	1
Court Reporter	-	-	-	1
Witness Stand	4'-6"	1'-8"	+6"	2
Jury Box	N/A	N/A	(1st row) +6" (2nd row) +12"	16
Counsel Tables	8'-0"	3'-6"	-	3 ea.
Lectern	2'-0"	2'-0"	-	-

**SAN DIEGO CENTRAL COURTHOUSE
SAN DIEGO COUNTY, SAN DIEGO**



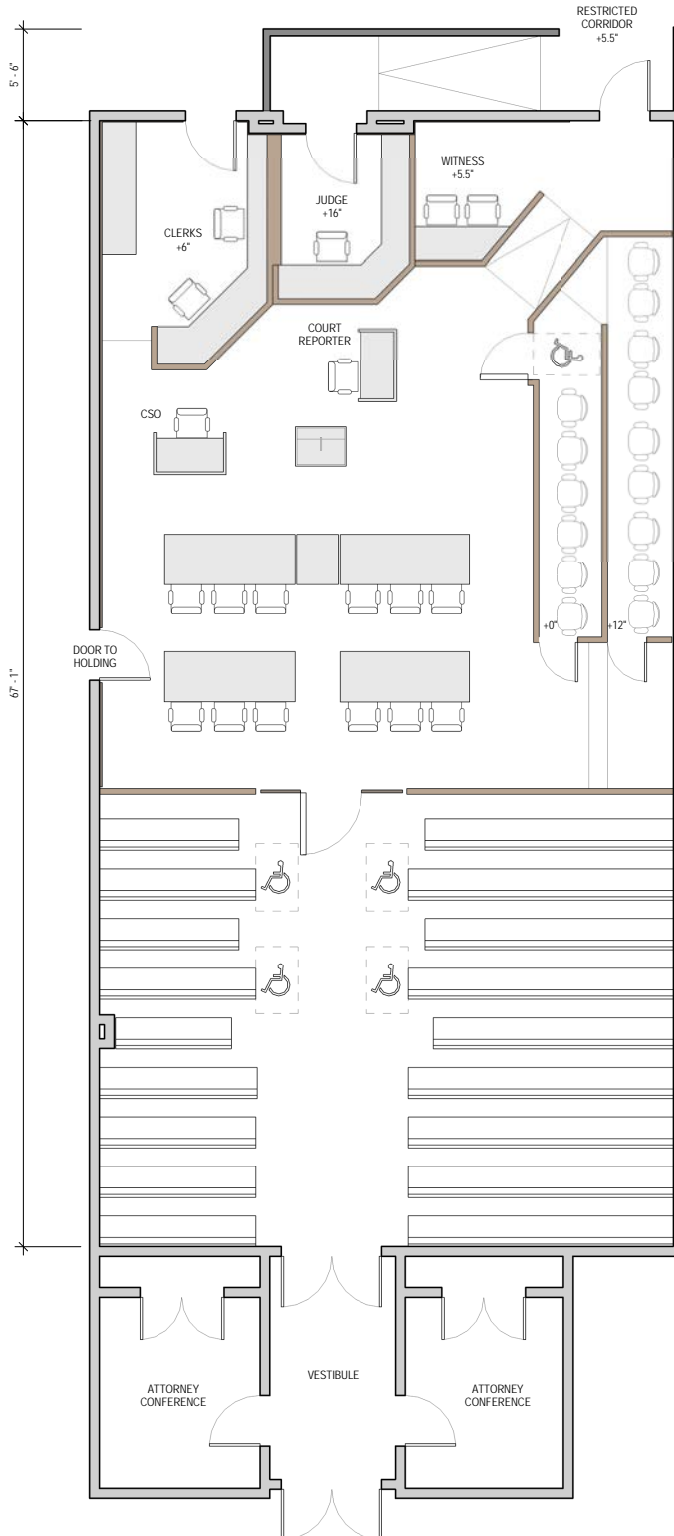
Center Bench Large Trial Courtroom

**SUPERIOR COURT OF SAN JOAQUIN COUNTY STOCKTON COURTHOUSE
SAN JOAQUIN COUNTY, STOCKTON
Courtroom Component Information**

COURTROOM TYPE	TOTAL SQUARE FEET (INCLUDES RAMP IN CORRIDOR)		SPECTATOR SEATING AT 18"	
Large Trial	2,470		138+4WC	

ELEMENT OR WORKSTATION	FURNITURE / CASEWORK WIDTH	DEPTH	HEIGHT ABOVE FLOOR	NO. OF OCCUPANTS
Judge	7'-10"/>6'-6"	2'-0"/>1'-8"	+16"	1
Courtroom Clerk	13'-8"	2'-3"	+6"	2
Court Security Officer (CSO)	4'-0"	2'-0"	-	1
Court Reporter	4'-0"	2'-0"	-	1
Witness Stand	5'-6"	2'-0"	+5.5"	2
Jury Box	N/A	N/A	(1st row) +0" (2nd row) +12"	15
Counsel Tables	7'-9"	3'-0"	-	3 ea.
Lectern	2'-5"	3'-0"	-	-

**SUPERIOR COURT OF SAN JOAQUIN COUNTY STOCKTON COURTHOUSE
SAN JOAQUIN COUNTY, STOCKTON**



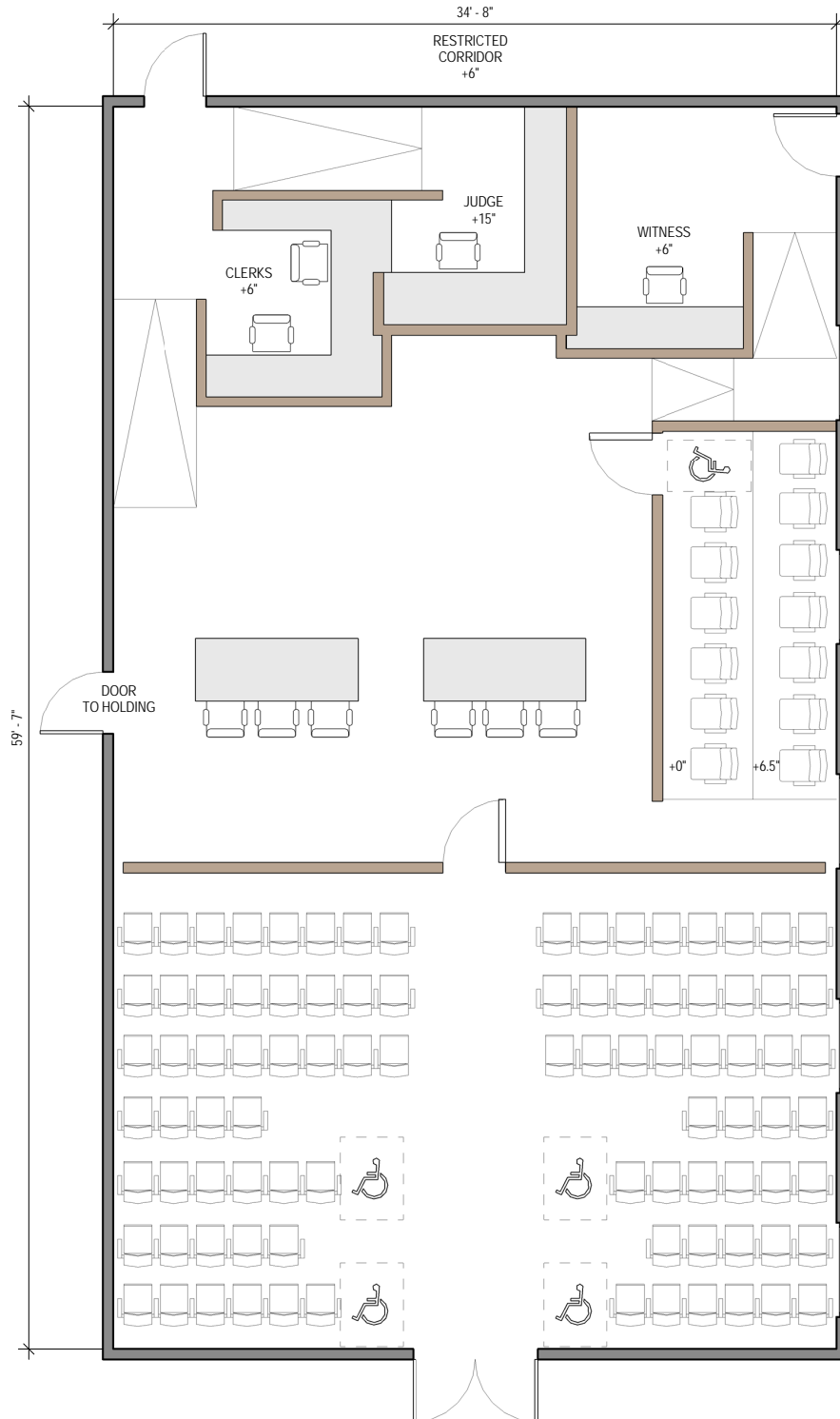
Center Bench Large Trial Courtroom - San Joaquin County, Stockton

**SUPERIOR COURT OF CALIFORNIA, COUNTY OF SUTTER
SUTTER COUNTY, YUBA CITY
Courtroom Component Information**

COURTROOM TYPE	TOTAL SQUARE FEET (INCLUDES RAMP IN CORRIDOR)		SPECTATOR SEATING AT 18"	
Large Trial	2,100		90+4 WC	

ELEMENT OR WORKSTATION	FURNITURE / CASEWORK WIDTH	CASEWORK DEPTH	HEIGHT ABOVE FLOOR	NO. OF OCCUPANTS
Judge	8'-9"/7'-11"	2'-6"/2'-0"	+15"	1
Courtroom Clerk	8'-5"	2'-0"	+6"	2
Court Security Officer (CSO)	-	-	-	1
Court Reporter	-	-	-	1
Witness Stand	8'-0"	2'-0"	+6"	2
Jury Box	N/A	N/A	(1st row) +0" (2nd row) +6.5"	14
Counsel Tables	-	-	-	-
Lectern	-	-	-	-

**SUPERIOR COURT OF CALIFORNIA, COUNTY OF SUTTER
SUTTER COUNTY, YUBA CITY**



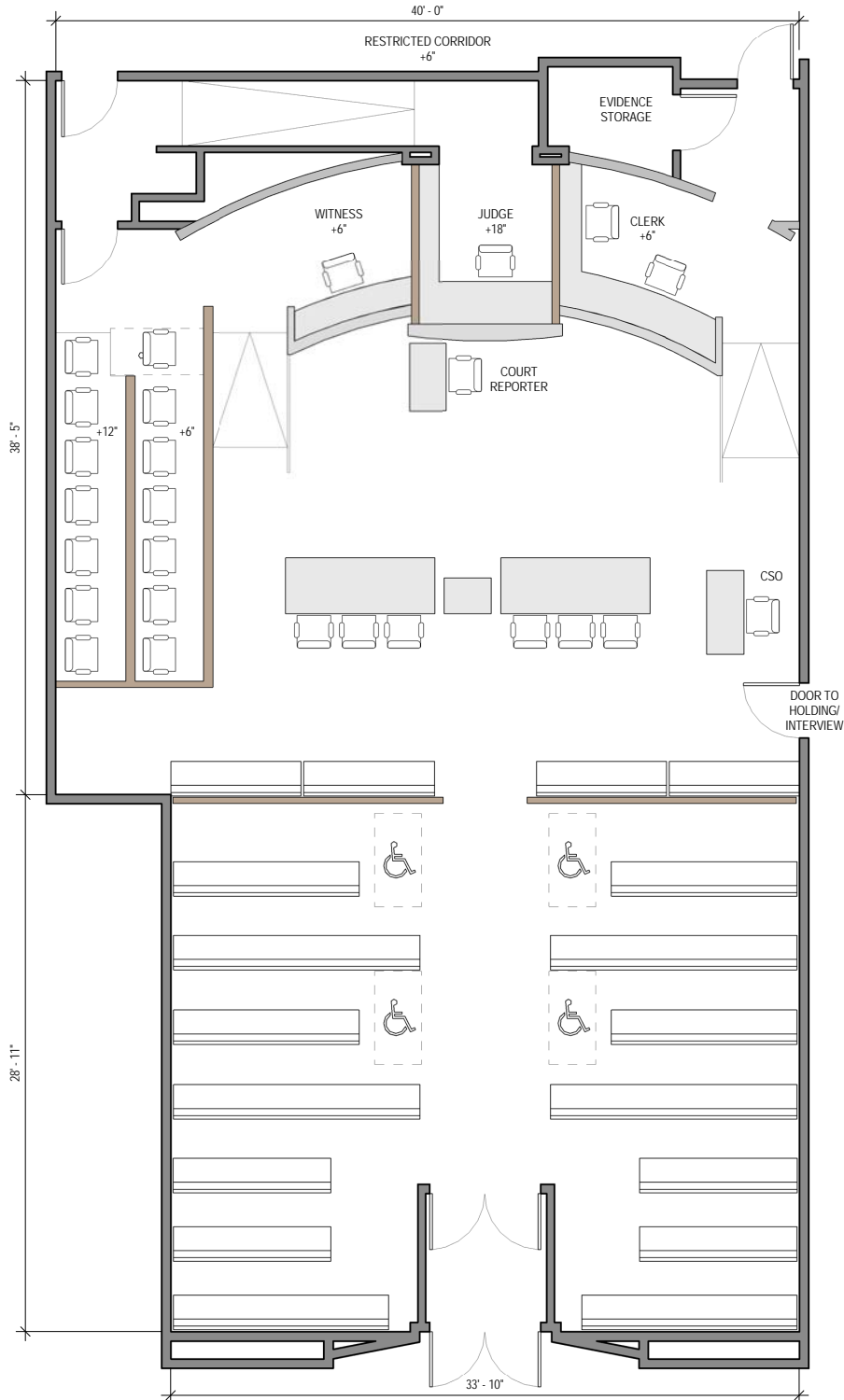
Center Bench Large Trial Courtroom

**YOLO SUPERIOR COURT, STATE OF CALIFORNIA
YOLO COUNTY, WOODLAND
Courtroom Component Information**

COURTROOM TYPE	TOTAL SQUARE FEET (INCLUDES RAMP IN CORRIDOR)		SPECTATOR SEATING AT 18"	
Large Trial	2,500		90+4 WC	

ELEMENT OR WORKSTATION	FURNITURE / CASEWORK WIDTH	CASEWORK DEPTH	HEIGHT ABOVE FLOOR	NO. OF OCCUPANTS
Judge	7'-2"/6'-4"	2'-3"/1'-0"	+18"	1
Courtroom Clerk	13'-6"	2'-0"	+6"	2
Court Security Officer (CSO)	4'-6"	2'-0"	-	1
Court Reporter	3'-8"	2'-0"	-	1
Witness Stand	6'-6"	1'-8"	+6"	2
Jury Box	N/A	N/A	(1st row) +6" (2nd row) +12"	14
Counsel Tables	-	-	-	-
Lectern	-	-	-	-

YOLO SUPERIOR COURT, STATE OF CALIFORNIA
YOLO COUNTY, WOODLAND



Center Bench Large Trial Courtroom

TYPICAL LARGE TRIAL COURTROOM A
Courtroom Component Information

COURTROOM TYPE	SQUARE FEET		SPECTATOR SEATING (18")	VOIR DIRE
Multipurpose Large Trial	2,050		67 + 4 W.C.	97
ELEMENT OR WORKSTATION	FURNITURE / CASEWORK WIDTH	DEPTH	HEIGHT ABOVE FLOOR	NO. OF OCCUPANTS
Judge	6'-6"/6'-4"	2'-0"/1'-6"	+16"	1
Courtroom Clerk	12'-0"	2'-3"	+12"	2
Court Security Officer	4'-0"	2'-6"	+0"	1
Court Reporter	4'-0"	2'-0"	+0"	1
Witness Stand	5'-0"	1'-7"	+6"	2
Jury Box	N/A	N/A	(1st row) +0" (2nd row) +6"	14
Counsel Tables	7'-6"	3'-0"	+0"	3 ea.
Lectern	2'-6"	2'-0"	N/A	0

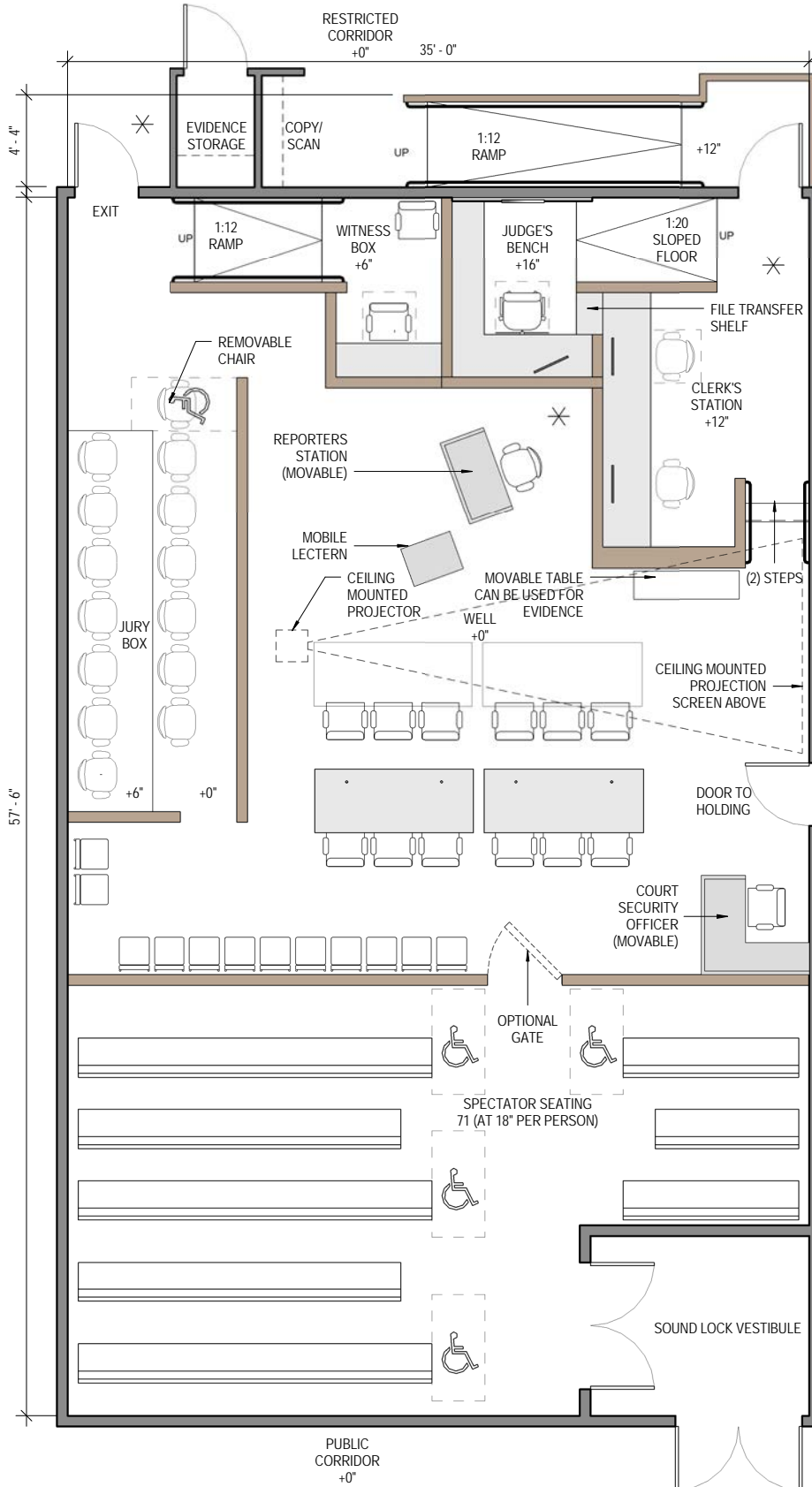
Key Attributes of Courtroom Layout

- 97 seats for voir dire provide maximum flexibility for trial use..
- Multi-defendant capable.
- Judge’s bench work surface increased from 6’ to 12’-10” long.
- Work surface return at judge’s bench increased from 10” to 18” deep.
- Judge’s bench elevated 16” to minimize need for ramping.
- Multiple locations for side-bar conferences (shown with *)
- Optimal sight lines for all participants.
- Multi-defendant capable.
- Exhibit storage table adjacent to clerk’s workstation.
- Adjustable height work surfaces for judge and clerk.
- Clerks work surface increased from 10’ to 12’ long (2 clerks).
- Clerk’s storage in specified copy/storage room at end of rear access ramp.
- Jury box dimensions are efficient and control courtroom width.
- Spectator seating increased by eliminating Attorney/Client Conference Rooms.

Options provided:

- Alternate Court Security Officer desk and evidence table locations
- Movable lectern and court reporters station facilitate options for adding counsel tables.
- Gate to well area

TYPICAL LARGE TRIAL COURTROOM A



TYPICAL LARGE TRIAL COURTROOM B

Courtroom Component Information

COURTROOM TYPE		SQUARE FEET	SPECTATOR SEATING (18")	VOIR DIRE
Multipurpose Large Trial		2,150	70 + 4 W.C.	100
ELEMENT OR WORKSTATION	FURNITURE / CASEWORK WIDTH	CASEWORK DEPTH	HEIGHT ABOVE FLOOR	NO. OF OCCUPANTS
Judge	7'-9"/6'-4"	2'-0"/1'-6"	+16"	1
Courtroom Clerk	12'-0"	2'-3"	+12"	2
Court Security Officer	4'-0"	2'-6"	+0"	1
Court Reporter	4'-0"	2'-0"	+0"	1
Witness Stand	5'-6"	1'-7"	+6"	2
Jury Box	N/A	N/A	(1st row) +0" (2nd row) +6"	14
Counsel Tables	8'-6"	3'-0"	+0"	4 ea.
Lectern	2'-6"	2'-0"	N/A	0

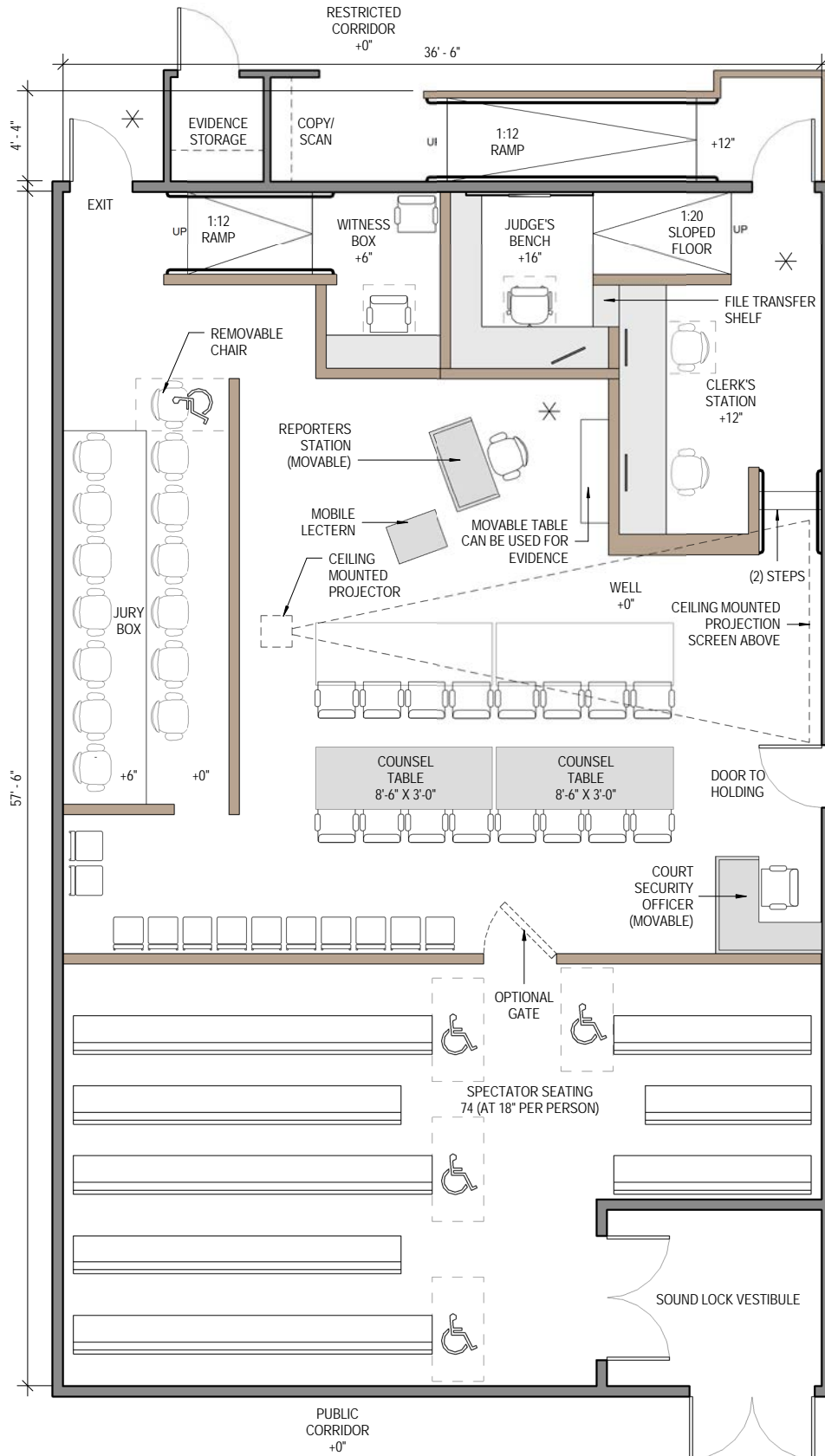
Key Attributes of Courtroom Layout

- 100 seats for voir dire provide maximum flexibility for trial use..
- Multi-defendant capable due to moveable well components and increased courtroom width.
- Judge's bench work surface increased from 6' to 14'-1" long.
- Work surface return at judge's bench increased from 10" to 18" deep.
- Judge's bench elevated 16" to minimize need for ramping.
- Multiple locations for side-bar conferences (shown with *)
- Optimal sight lines for all participants.
- Multi-defendant capable due to increased well area and moveable well components.
- Exhibit storage table adjacent to clerk's workstation.
- Adjustable height work surfaces for judge and clerk.
- Clerks work surface increased from 10' to 12' long (2 clerks).
- Clerk's storage in workstation area.
- Ramp provided to clerk's workstation area.
- Counsel tables provide for 4 seats at each table.
- Jury box dimensions are efficient and control courtroom width.
- Spectator seating increased by eliminating Attorney/Client Conference Rooms.

Options provided:

- Alternate Court Security Officer desk and evidence table locations
- Movable lectern and court reporters station facilitate options for adding counsel tables.
- Gate to well area

TYPICAL LARGE TRIAL COURTROOM B



TYPICAL LARGE TRIAL COURTROOM C
Courtroom Component Information

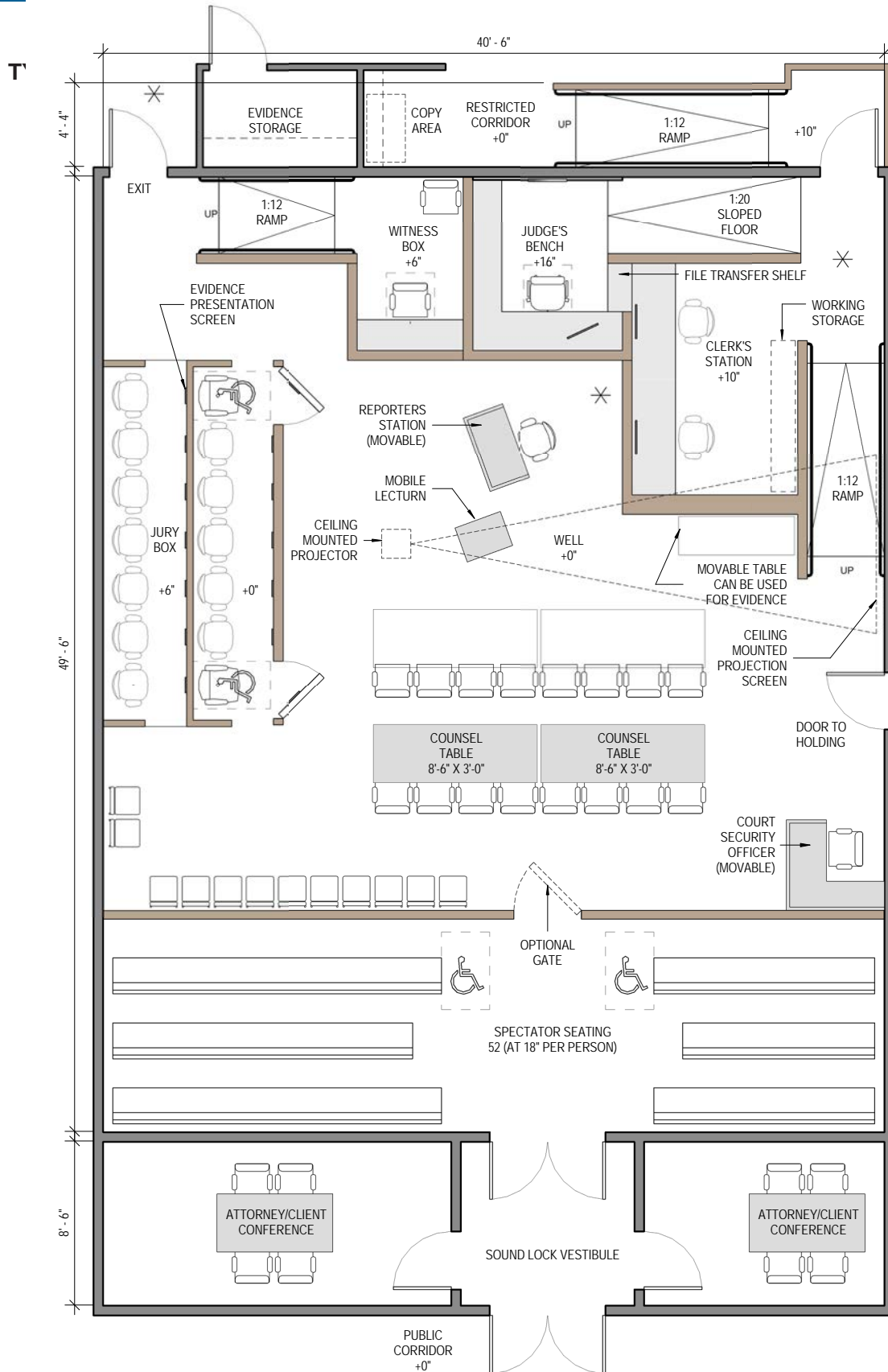
COURTROOM TYPE		SQUARE FEET	SPECTATOR SEATING (18")	VOIR DIRE
Multipurpose Large Trial		2,250	50 + 2 W.C.	78
ELEMENT OR WORKSTATION	FURNITURE / CASEWORK WIDTH	CASEWORK DEPTH	HEIGHT ABOVE FLOOR	NO. OF OCCUPANTS
Judge	7'-9"/6'-10"	2'-0"/1'-6"	+16"	1
Courtroom Clerk	12'-0"	2'-3"	+10"	2
Court Security Officer	4'-0"	2'-6"	+0"	1
Court Reporter	4'-0"	2'-0"	+0"	1
Witness Stand	5'-6"	1'-7"	+6"	2
Jury Box	N/A	N/A	(1st row) +0" (2nd row) +6"	14
Counsel Tables	8'-6"	3'-0"	+0"	4 ea.
Lectern	2'-6"	2'-0"	N/A	0

Key Attributes of Courtroom Layout

- 78 seats for voir dire provide maximum flexibility for trial use..
- Multi-defendant capable due to moveable well components and increased courtroom width.
- Judge’s bench work surface increased from 6’ to 14’-7” long.
- Work surface return at judge’s bench increased from 10” to 18” deep.
- Judge’s bench elevated 16” to minimize need for ramping.
- Multiple locations for side-bar conferences (shown with *)
- Optimal sight lines for all participants.
- Multi-defendant capable due to increased well area and moveable well components.
- Exhibit storage table adjacent to clerk’s workstation.
- Adjustable height work surfaces for judge and clerk.
- Clerks work surface increased from 10’ to 12’ long (2 clerks).
- Clerk’s storage in workstation area.
- Ramp provided to clerk’s workstation area.
- Counsel tables provide for 4 seats at each table.
- Jury box provides increased room to accommodate individual flat screen displays, room for jurors when exiting, and two alternate locations for wheel chair locations.

Options provided:

- Alternate Court Security Officer desk and evidence table locations
- Movable lectern and court reporters station facilitate options for adding counsel tables.
- Gate to well area



TYPICAL LARGE TRIAL COURTROOM D Courtroom Component Information

COURTROOM TYPE	SQUARE FEET		SPECTATOR SEATING (18")	VOIR DIRE
Multipurpose Large Trial	2,445		80 + 4 W.C.	110
ELEMENT OR WORKSTATION	FURNITURE / CASEWORK WIDTH	DEPTH	HEIGHT ABOVE FLOOR	NO. OF OCCUPANTS
Judge	7'-9"/6'10"	2'-0"/1'-6"	+16"	1
Courtroom Clerk	12'-0"	2'-3"	+10"	2
Court Security Officer	4'-0"	2'-6"	+0"	1
Court Reporter	4'-0"	2'-0"	+0"	1
Witness Stand	5'-6"	1'-7"	+6"	2
Jury Box	N/A	N/A	(1st row) +0" (2nd row) +6"	14
Counsel Tables	8'-6"	3'-0"	+0"	4 ea.
Lectern	2'-6"	2'-0"	N/A	0

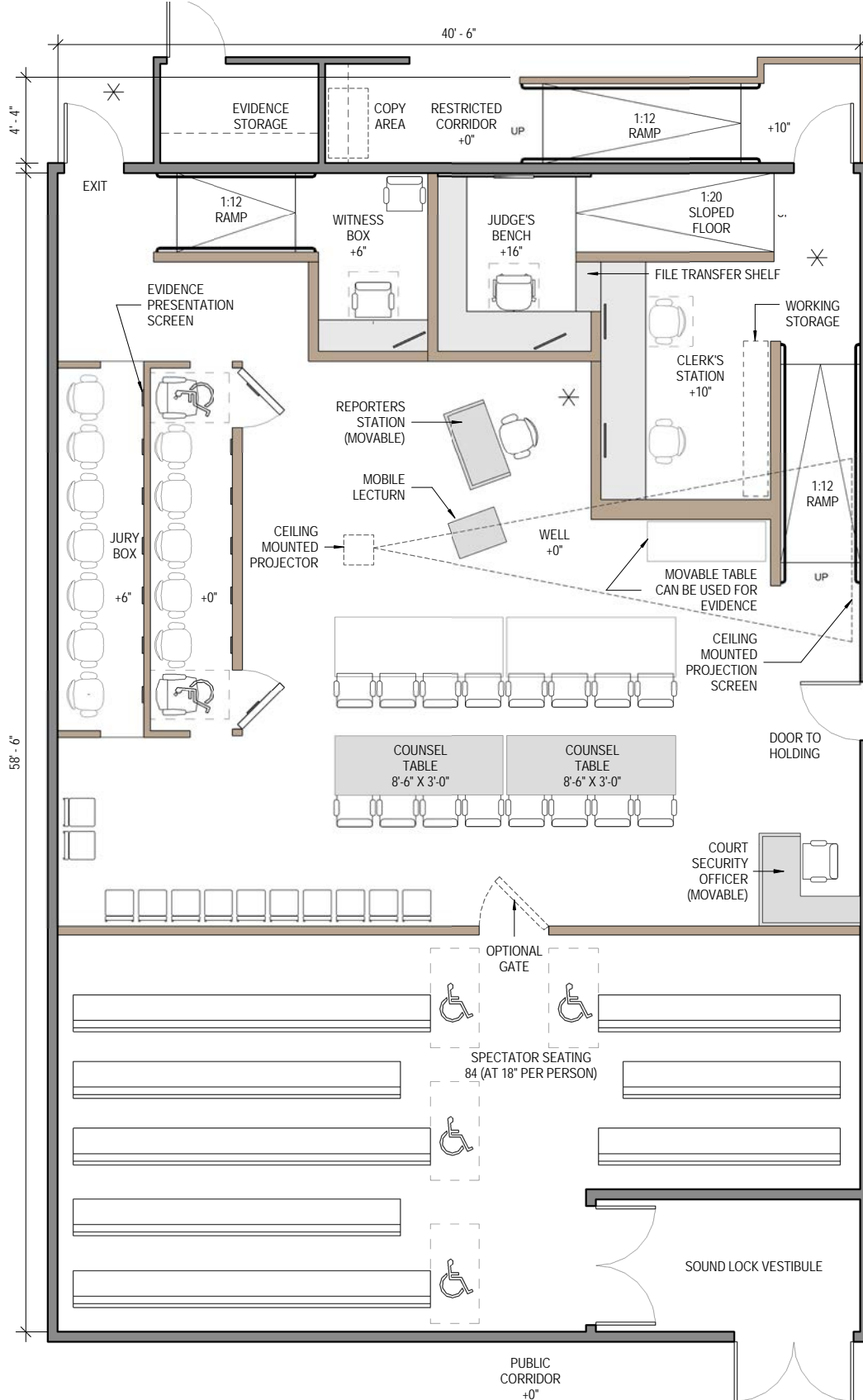
Key Attributes of Courtroom Layout

- 110 seats for voir dire provide maximum flexibility for trial use..
- Multi-defendant capable due to moveable well components and increased courtroom width.
- Judge's bench work surface increased from 6' to 14'-7" long.
- Work surface return at judge's bench increased from 10" to 18" deep.
- Judge's bench elevated 16" to minimize need for ramping.
- Multiple locations for side-bar conferences (shown with *)
- Optimal sight lines for all participants.
- Multi-defendant capable due to increased well area and moveable well components.
- Exhibit storage table adjacent to clerk's workstation.
- Adjustable height work surfaces for judge and clerk.
- Clerks work surface increased from 10' to 12' long (2 clerks).
- Clerk's storage in workstation area.
- Ramp provided to clerk's workstation area.
- Counsel tables provide for 4 seats at each table.
- Jury box provides increased room to accommodate individual flat screen panels, room for jurors when exiting, and two alternate locations for wheel chair locations.
- Spectator seating increased by eliminating Attorney/Client Conference Rooms.

Options provided:

- Alternate Court Security Officer desk and evidence table locations
- Movable lectern and court reporters station facilitate options for adding counsel tables.
- Gate to well area

TYPICAL LARGE TRIAL COURTROOM D



DOUBLE JURY COURTROOM EXAMPLES

DOUBLE JURY COURTROOM EXAMPLES

COUNTY	CITY	COURTHOUSE NAME	TOTAL SQUARE FEET *	SPECTATOR SEATING CAPACITY**	PAGE
CENTER BENCH					
Los Angeles	Long Beach	Governor George Deukmejian Courthouse	2000	52	50
San Diego	San Diego	San Diego Central Courthouse	2100	64	52
CORNER BENCH					
San Bernardino	San Bernardino	San Bernardino Justice Center	2500	92	54

*Includes ramp in corridor where applicable

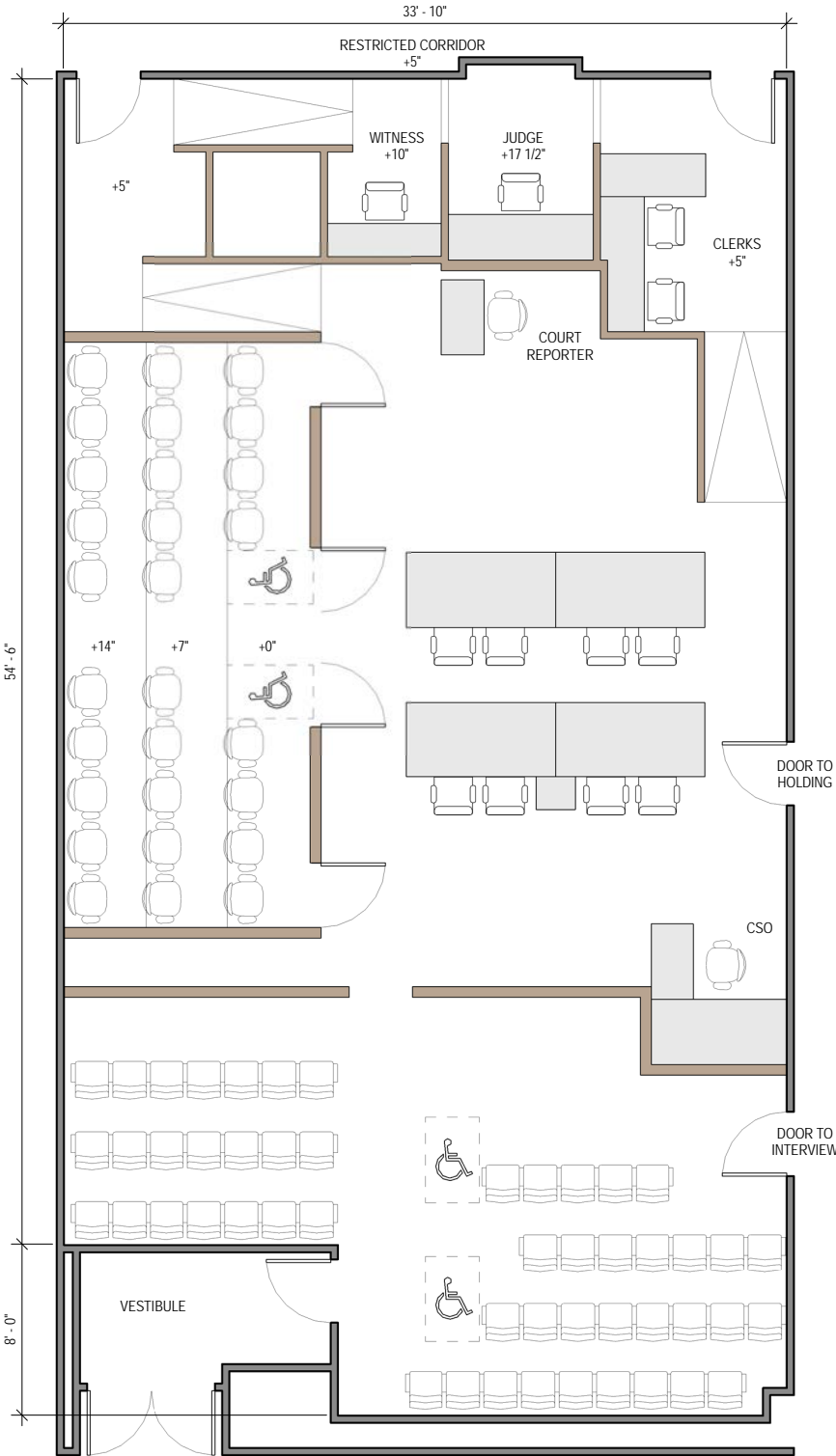
**Wheelchair Spaces added to total spectator seating capacity.

**GOVERNOR GEORGE DEUKMEJIAN COURTHOUSE
LOS ANGELES COUNTY, LONG BEACH
Courtroom Component Information**

COURTROOM TYPE	TOTAL SQUARE FEET (INCLUDES RAMP IN CORRIDOR)		SPECTATOR SEATING AT 18"	
Double Jury	2,000		50+2WC	

ELEMENT OR WORKSTATION	FURNITURE / CASEWORK WIDTH	DEPTH	HEIGHT ABOVE FLOOR	NO. OF OCCUPANTS
Judge	6'-9"	2'-2"	+17 1/2"	1
Courtroom Clerk	9'-0"	2'-1"	+5"	2
Court Security Officer (CSO)	6'-7"	2'-0"	-	1
Court Reporter	3'-6"	2'-0"	-	1
Witness Stand	5'-4"	1'-7"	+10"	2
Jury Box	N/A	N/A	(1st row) +0" (2nd row) +7" (3rd row) +14"	28
Counsel Tables	7'-0"	3'-0"	-	2 ea.
Lectern	-	-	-	-

**GOVERNOR GEORGE DEUKMEJIAN COURTHOUSE
LOS ANGELES COUNTY, LONG BEACH**



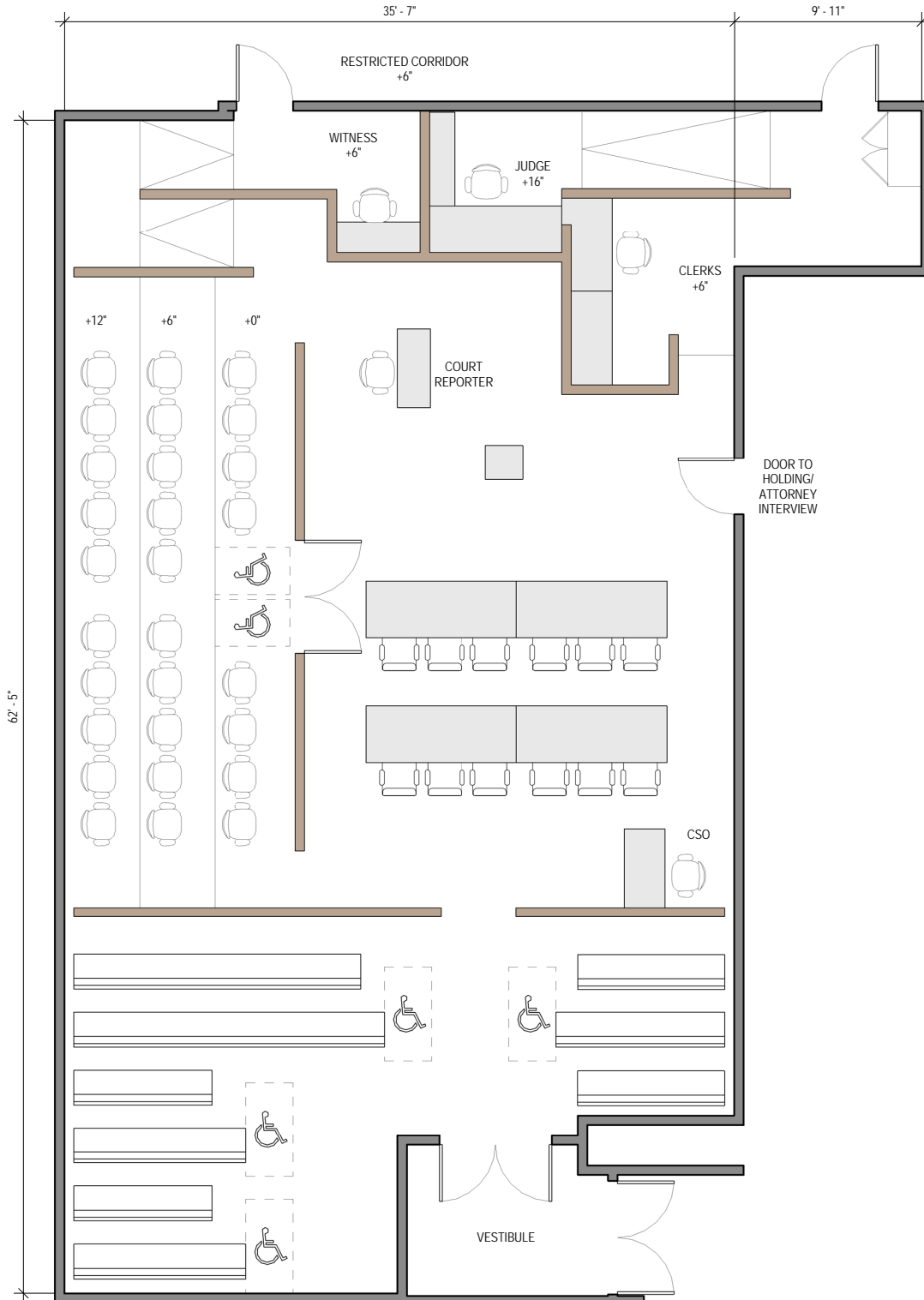
Center Bench Double Jury Courtroom

**SAN DIEGO CENTRAL COURTHOUSE
SAN DIEGO COUNTY, SAN DIEGO
Courtroom Component Information**

COURTROOM TYPE	TOTAL SQUARE FEET (INCLUDES RAMP IN CORRIDOR)		SPECTATOR SEATING AT 18"	
Double Jury	2,100		60+4 WC	

ELEMENT OR WORKSTATION	FURNITURE / CASEWORK WIDTH	CASEWORK DEPTH	HEIGHT ABOVE FLOOR	NO. OF OCCUPANTS
Judge	7'-0"/5'-0"	2'-6"/1'-4"	+16"	1
Courtroom Clerk	9'-0"	2'-2"	+6"	2
Court Security Officer (CSO)	4'-2"	2'-2"	-	1
Court Reporter	4'-2"	1'-9"	-	1
Witness Stand	6'-4"	1'-8"	+6"	2
Jury Box	N/A	N/A	(1st row) +0" (2nd row) +6" (3rd row) +12"	26
Counsel Tables	7'-0"	3'-0"	-	2 ea.
Lectern	-	-	-	-

**SAN DIEGO CENTRAL COURTHOUSE
SAN DIEGO COUNTY, SAN DIEGO**



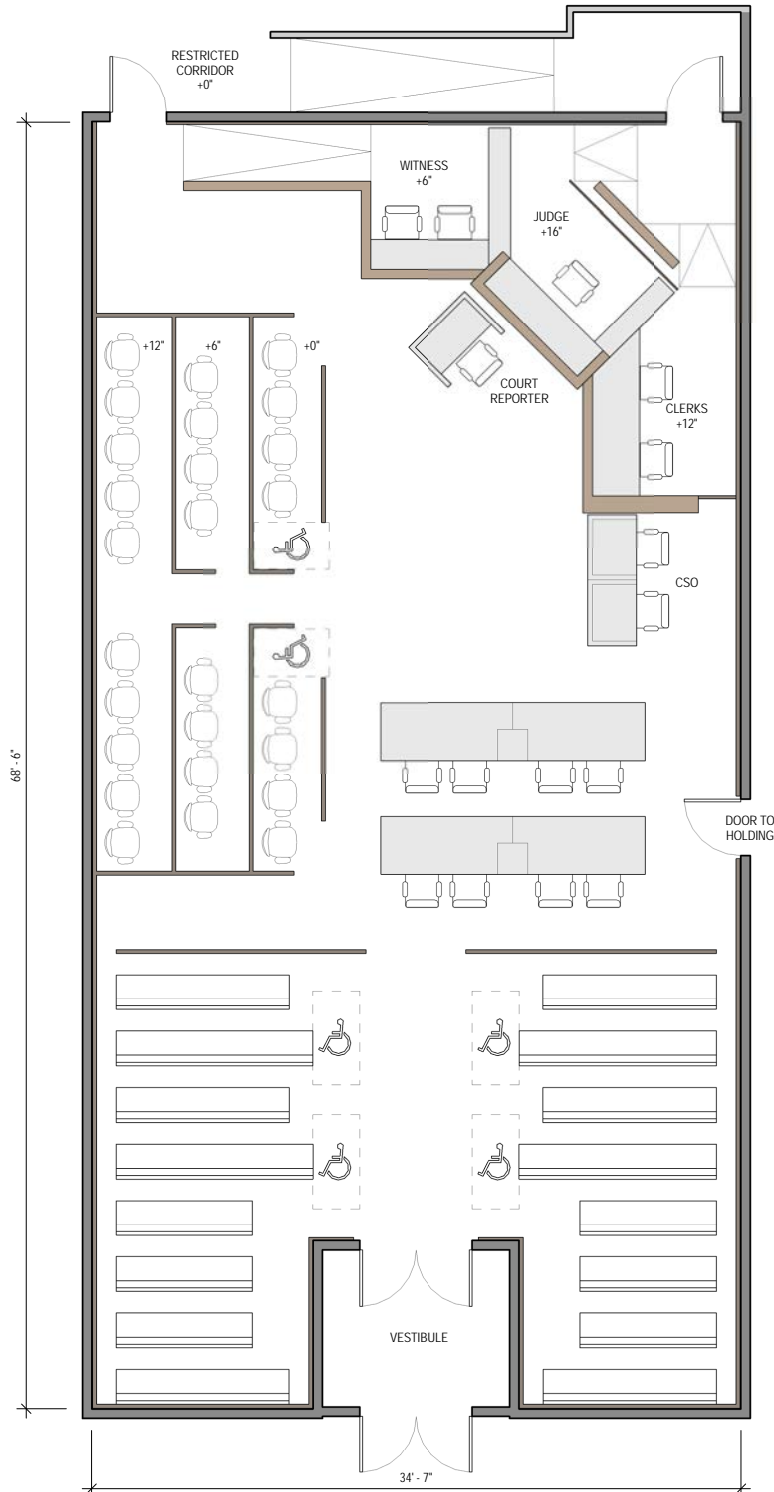
Center Bench Double Jury Courtroom

**SAN BERNARDINO JUSTICE CENTER
SAN BERNARDINO COUNTY
Courtroom Component Information**

COURTROOM TYPE	TOTAL SQUARE FEET (INCLUDES RAMP IN CORRIDOR)		SPECTATOR SEATING AT 18"	
Double Jury	2,500		88+4WC	

ELEMENT OR WORKSTATION	FURNITURE / CASEWORK WIDTH	CASEWORK DEPTH	HEIGHT ABOVE FLOOR	NO. OF OCCUPANTS
Judge	7'-0"/4'-9"	2'-0"/1'-2"	+16"	1
Courtroom Clerk	9'-0"	2'-6"	+12"	2
Court Security Officer (CSO)	7'-0"	2'-4"	-	1
Court Reporter	4'-3"	2'-0"	-	1
Witness Stand	6'-4"	1'-7"	+6"	2
Jury Box	N/A	N/A	(1st row) +0" (2nd row) +6" (3rd row) +12"	26
Counsel Tables	7'-0"	3'-0"	-	2 ea.
Lectern	-	-	-	-

**SAN BERNARDINO JUSTICE CENTER
SAN BERNARDINO COUNTY**



Corner Bench Double Jury Courtroom

ARRAIGNMENT COURTROOM EXAMPLES

COUNTY	CITY	COURTHOUSE NAME	TOTAL SQUARE FEET *	SPECTATOR SEATING CAPACITY**	PAGE
CENTER BENCH					
Los Angeles	Long Beach	Governor George Deukmejian Courthouse	2000	92	58
San Diego	San Diego	San Diego Central Courthouse	1700	98	60
CORNER BENCH					
Contra Costa	Pittsburg	Richard E. Arnason Justice Center	2000	92	62

*Includes ramp in corridor where applicable

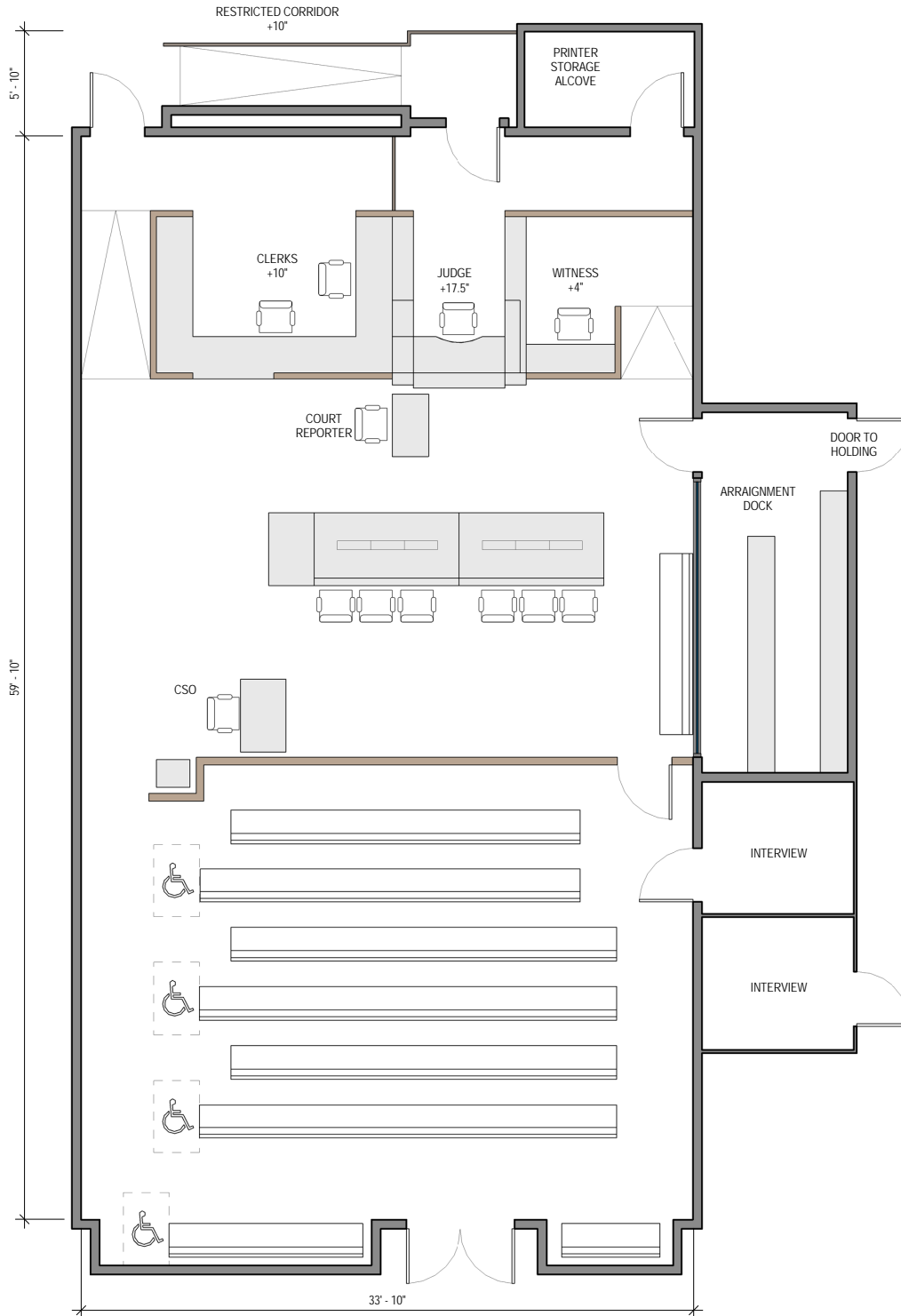
**Wheelchair Spaces added to total spectator seating capacity.

**GOVERNOR GEORGE DEUKMEJIAN COURTHOUSE
LOS ANGELES COUNTY, LONG BEACH
Courtroom Component Information**

COURTROOM TYPE	TOTAL SQUARE FEET (INCLUDES RAMP IN CORRIDOR)		SPECTATOR SEATING AT 18"	
Arraignment Courtroom	2,300		94+4 WC	

ELEMENT OR WORKSTATION	FURNITURE / CASEWORK WIDTH	CASEWORK DEPTH	HEIGHT ABOVE FLOOR	NO. OF OCCUPANTS
Judge	7'-5"/6'-8"	2'-0"/1'-2"	+17.5"	1
Courtroom Clerk	13'-0"	2'-0"	+10"	2
Court Security Officer (CSO)	4'-6"	2'-6"	-	1
Court Reporter	3'-6"	2'-0"	-	1
Witness Stand	5'-0"	1'-7"	+4"	2
Jury Box	N/A	N/A	N/A	N/A
Counsel Tables	8'-0"	4'-0"	-	3 ea.
Lectern	2'-6"	4'-0"	-	-

**GOVERNOR GEORGE DEUKMEJIAN COURTHOUSE
LOS ANGELES COUNTY, LONG BEACH**



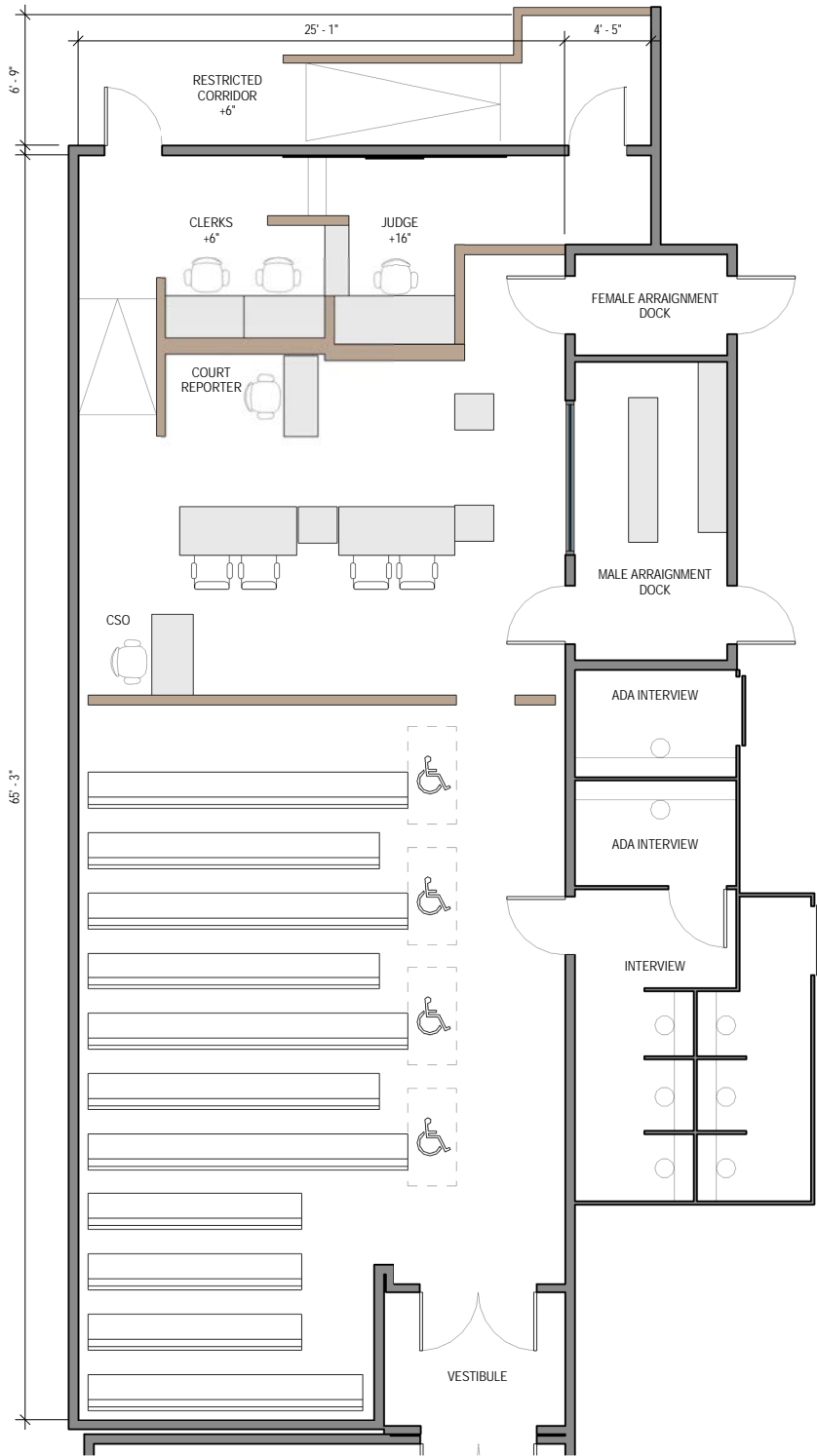
Center Bench Arraignment Courtroom

**SAN DIEGO CENTRAL COURTHOUSE
SAN DIEGO COUNTY, SAN DIEGO
Courtroom Component Information**

COURTROOM TYPE	TOTAL SQUARE FEET (INCLUDES RAMP IN CORRIDOR)		SPECTATOR SEATING AT 18"	
Arraignment Courtroom	1,800		94+4 WC	

ELEMENT OR WORKSTATION	FURNITURE / CASEWORK WIDTH	DEPTH	HEIGHT ABOVE FLOOR	NO. OF OCCUPANTS
Judge	6'-0"/3'-8"	2'-6"/1'-3"	+16"	1
Courtroom Clerk	8'-2"	2'-6"	+6"	2
Court Security Officer (CSO)	4'-2"	2'-2"	-	1
Court Reporter	4'-2"	1'-9"	-	1
Witness Stand	N/A		N/A	
Jury Box	N/A	N/A	N/A	N/A
Counsel Tables	6'-0"	3'-0"	-	3 ea.
Lectern	2'-6"	4'-0"	-	-

**SAN DIEGO CENTRAL COURTHOUSE
SAN DIEGO COUNTY, SAN DIEGO**

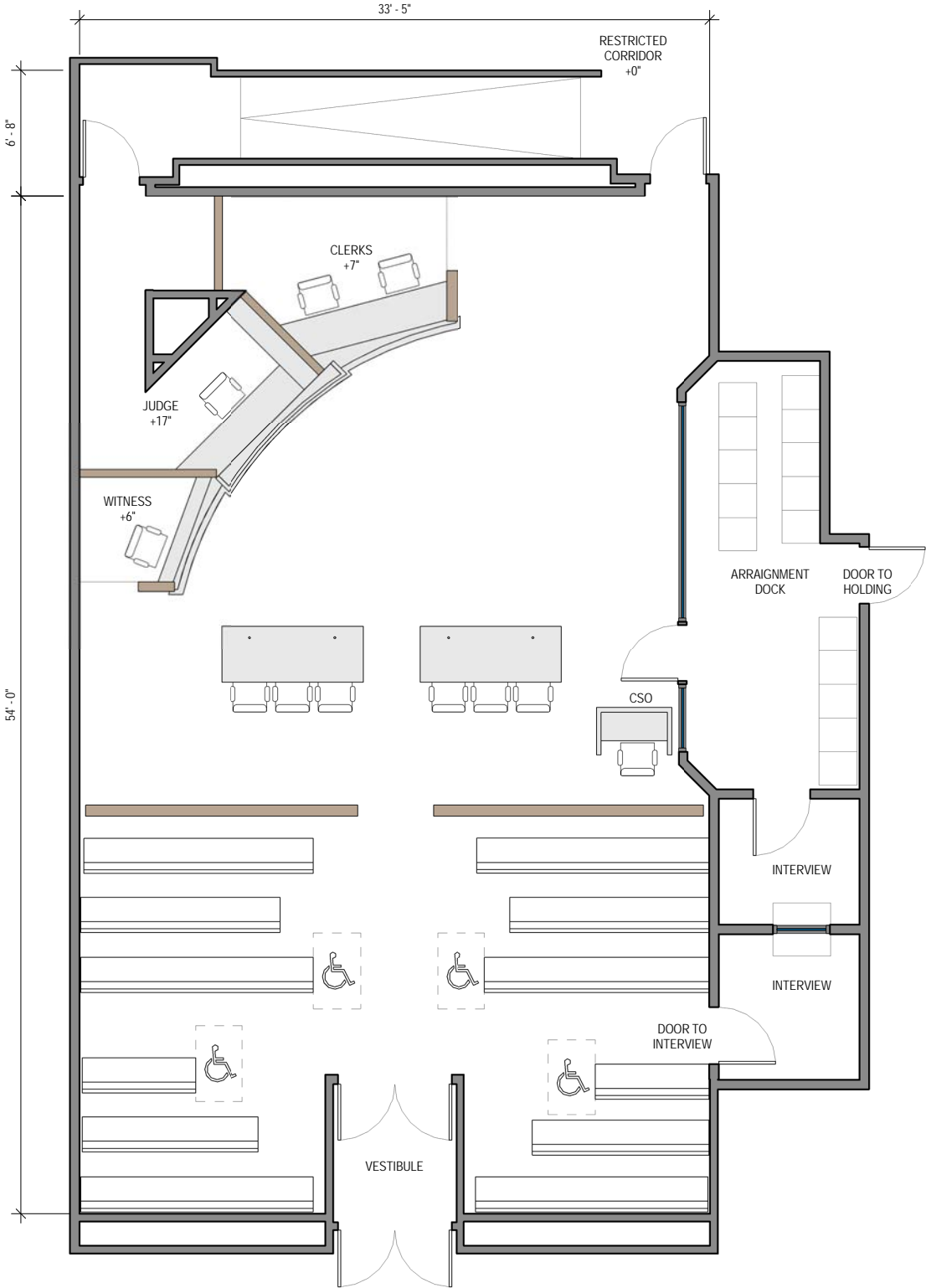


Center Bench Arraignment Courtroom

**RICHARD E. ARNASON JUSTICE CENTER
CONTRA COSTA COUNTY, PITTSBURG
Courtroom Component Information**

COURTROOM TYPE	TOTAL SQUARE FEET (INCLUDES RAMP IN CORRIDOR)		SPECTATOR SEATING AT 18"	
Arraignment	2,000		88+4WC	
ELEMENT OR WORKSTATION	FURNITURE / CASEWORK WIDTH	DEPTH	HEIGHT ABOVE FLOOR	NO. OF OCCUPANTS
Judge	8'-11"/4'-0"	1'-10"/1'-1"	+17"	1
Courtroom Clerk	9'-0"	2'-0"	+7"	2
Court Security Officer (CSO)	4'-0"	1'-6"	-	1
Court Reporter	-	-	-	1
Witness Stand	6'-0"	0'-9"	+6"	2
Jury Box	N/A	N/A	N/A	N/A
Counsel Tables			-	-
Lectern	-	-	-	-

**RICHARD E. ARNASON JUSTICE CENTER
CONTRA COSTA COUNTY, PITTSBURG**



Corner Bench Arraignment Courtroom

TRAFFIC COURTROOM EXAMPLES

COUNTY	CITY		TOTAL SQUARE FEET *	SPECTATOR SEATING CAPACITY**	PAGE
CENTER BENCH					
Contra Costa	Pittsburg	Richard E. Arnason Justice Center	2100	92	66
Los Angeles	Long Beach	Governor George Deukmejian Courthouse	2250	124	68
CORNER BENCH					
San Bernardino	San Bernardino	San Bernardino Justice Center	2250	104	70

*Includes ramp in corridor where applicable

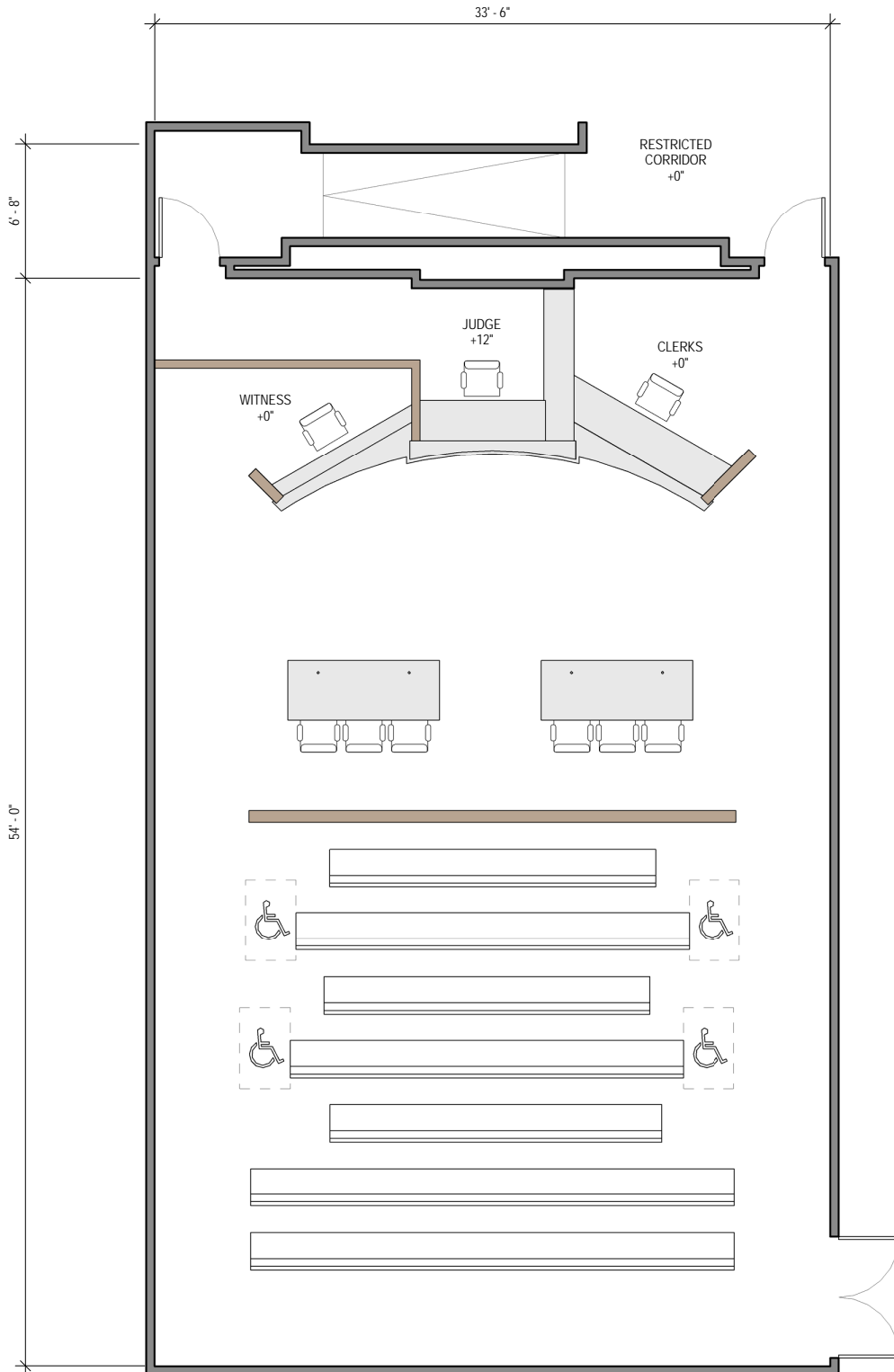
**Wheelchair Spaces added to total spectator seating capacity.

**RICHARD E. ARNASON JUSTICE CENTER
CONTRA COSTA COUNTY, PITTSBURG
Courtroom Component Information**

COURTROOM TYPE	TOTAL SQUARE FEET (INCLUDES RAMP IN CORRIDOR)		SPECTATOR SEATING AT 18"	
Traffic	2,100		88+4 WC	

ELEMENT OR WORKSTATION	FURNITURE / CASEWORK WIDTH	DEPTH	HEIGHT ABOVE FLOOR	NO. OF OCCUPANTS
Judge	7'-8"/5'-5"	2'-0"/1'-6"	+12"	1
Courtroom Clerk	9'-0"	2'0"	+0"	2
Court Security Officer (CSO)	-	-	-	1
Court Reporter	-	-	-	1
Witness Stand	8'-0"	0'-9"	+0"	2
Jury Box	N/A	N/A	N/A	N/A
Counsel Tables			-	-
Lectern	-	-	-	-

**RICHARD E. ARNASON JUSTICE CENTER
CONTRA COSTA COUNTY, PITTSBURG**



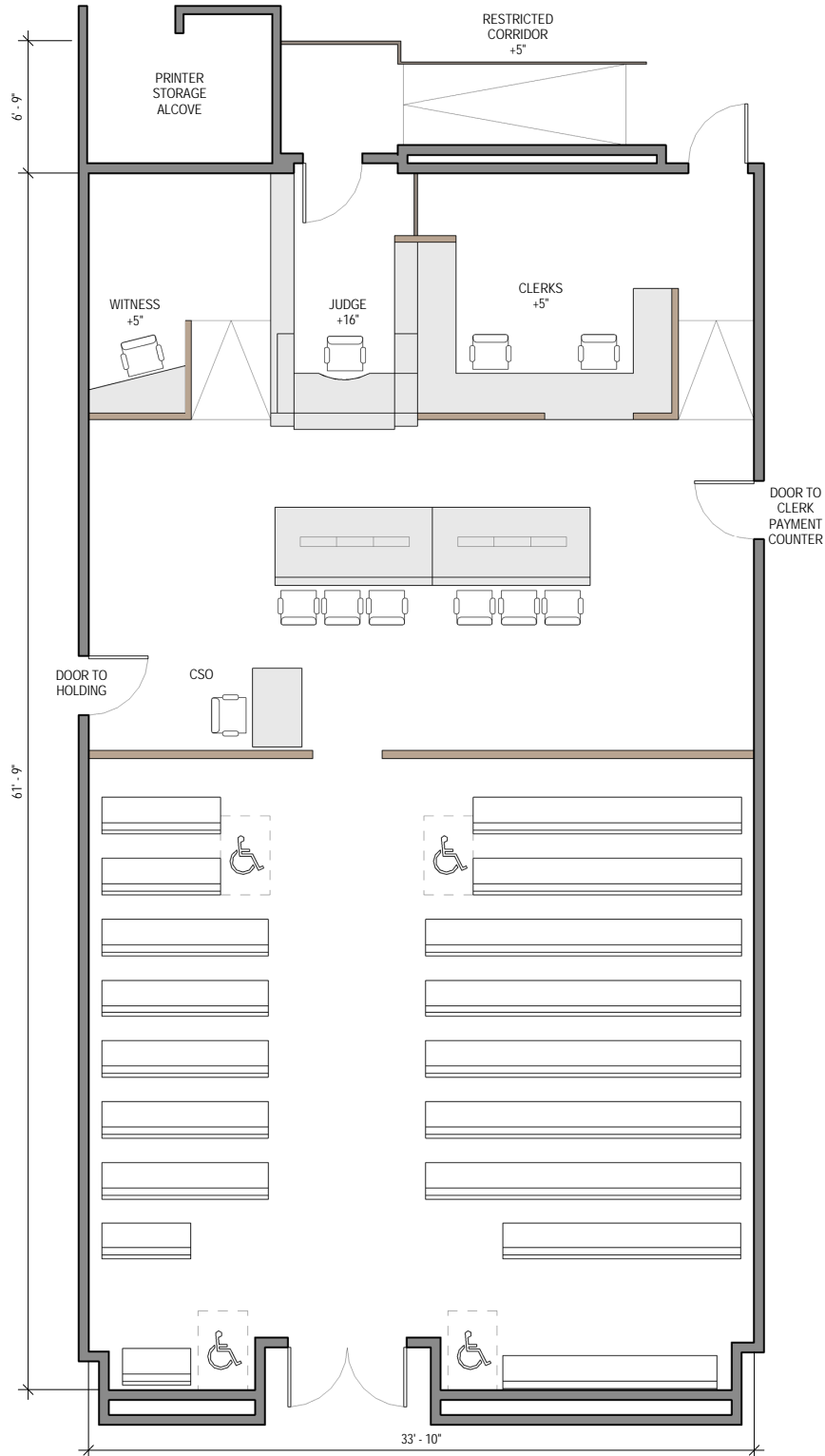
Center Bench Traffic Courtroom

**GOVERNOR GEORGE DEUKMEJIAN COURTHOUSE
LOS ANGELES COUNTY, LONG BEACH
Courtroom Component Information**

COURTROOM TYPE	TOTAL SQUARE FEET (INCLUDES RAMP IN CORRIDOR)		SPECTATOR SEATING AT 18"	
Traffic	2,250		120+4 WC	

ELEMENT OR WORKSTATION	FURNITURE / CASEWORK WIDTH	DEPTH	HEIGHT ABOVE FLOOR	NO. OF OCCUPANTS
Judge	7'-3"/6'-8"	2'-0"/1'-2"	+16"	1
Courtroom Clerk	13'-0"	2'-4"	+5"	2
Court Security Officer (CSO)	4'-0"	2'-6"	-	1
Court Reporter	-	-	-	1
Witness Stand	5'-0"	2'-5" at widest point	+5"	2
Jury Box	N/A	N/A	N/A	N/A
Counsel Tables			-	-
Lectern	-	-	-	-

**GOVERNOR GEORGE DEUKMEJIAN COURTHOUSE
LOS ANGELES COUNTY, LONG BEACH**



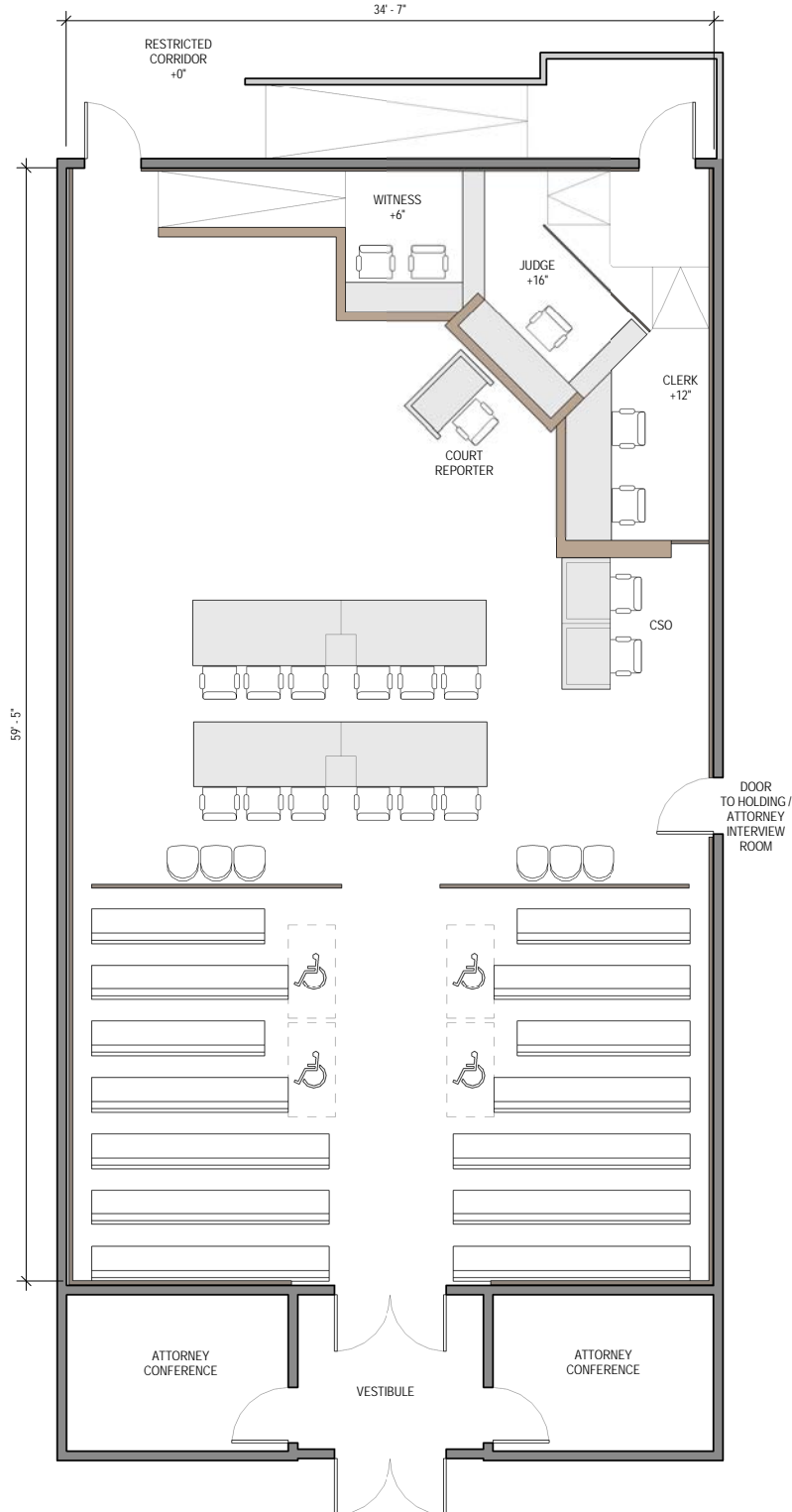
Center Bench Traffic Courtroom -Los Angeles County, Long Beach

**SAN BERNARDINO JUSTICE CENTER
SAN BERNARDINO COUNTY, SAN BERNARDINO
Courtroom Component Information**

COURTROOM TYPE	TOTAL SQUARE FEET (INCLUDES RAMP IN CORRIDOR)		SPECTATOR SEATING AT 18"	
Traffic	2,250		100+4 WC	

ELEMENT OR WORKSTATION	FURNITURE / CASEWORK WIDTH	DEPTH	HEIGHT ABOVE FLOOR	NO. OF OCCUPANTS
Judge	7'-0"/4'-9"	2'-0"/1'-2"	+16"	1
Courtroom Clerk	9'-0"	2'-6"	+12"	2
Court Security Officer (CSO)	7'-0"	2'-4"	-	1
Court Reporter	4'-3"	2'-0"	-	1
Witness Stand	7'-6"	1'-7"	+6"	2
Jury Box	N/A	N/A	N/A	N/A
Counsel Tables	7'-10"	3'-6"	-	3 ea.
Lectern	-	-	-	-

**SAN BERNARDINO JUSTICE CENTER
SAN BERNARDINO COUNTY, SAN BERNARDINO**



Corner Bench Traffic Courtroom

FAMILY COURTROOM EXAMPLES

COUNTY	CITY		TOTAL SQUARE FEET *	SPECTATOR SEATING CAPACITY**	PAGE
CENTER BENCH					
San Diego	San Diego	San Diego Central Courthouse	1700	46	74
San Joaquin	Stockton	Superior Court of San Joaquin County Stockton Courthouse	1750	74	76
Santa Clara	Santa Clara	Santa Clara Family Justice Center	1700	52	78

*Includes ramp in corridor where applicable

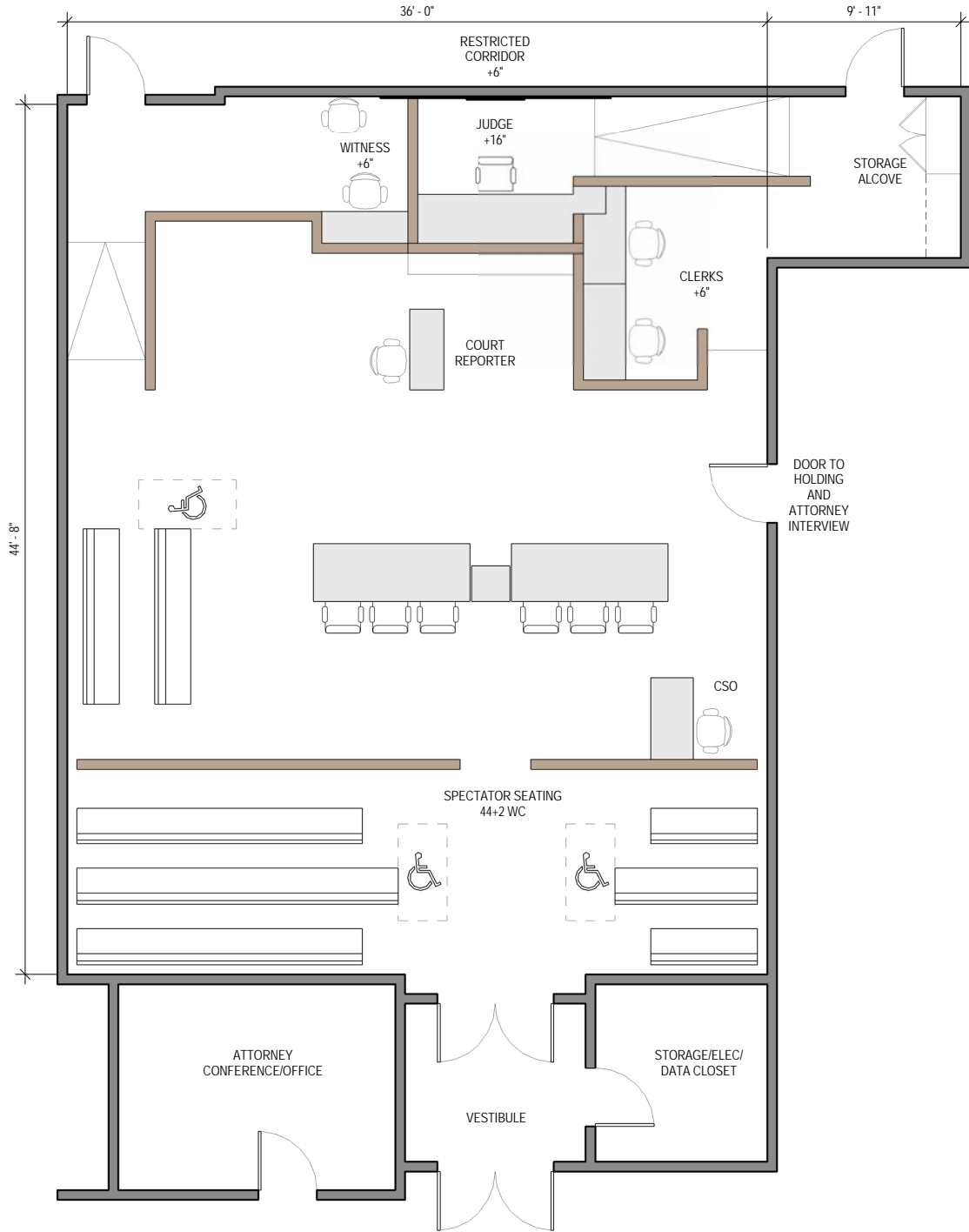
**Wheelchair Spaces added to total spectator seating capacity.

**SAN DIEGO CENTRAL COURTHOUSE
SAN DIEGO COUNTY, SAN DIEGO
Courtroom Component Information**

COURTROOM TYPE	TOTAL SQUARE FEET (INCLUDES RAMP IN CORRIDOR)		SPECTATOR SEATING AT 18"	
Family	1,700		44+2 WC	

ELEMENT OR WORKSTATION	FURNITURE / CASEWORK WIDTH	DEPTH	HEIGHT ABOVE FLOOR	NO. OF OCCUPANTS
Judge	8'-0"	2'-6"	+16"	1
Courtroom Clerk	10'-0"	2'-2"	+6"	2
Court Security Officer (CSO)	4'-2"	2'-2"	-	1
Court Reporter	4'-2"	1'-9"	-	1
Witness Stand	4'-6"	1'-8"	+6"	2
Jury Box	N/A	N/A	N/A	N/A
Counsel Tables	8'-0"	3'-6"	-	3 ea.
Lectern	2'-0"	2'-0"	-	-

**SAN DIEGO CENTRAL COURTHOUSE
SAN DIEGO COUNTY, SAN DIEGO**



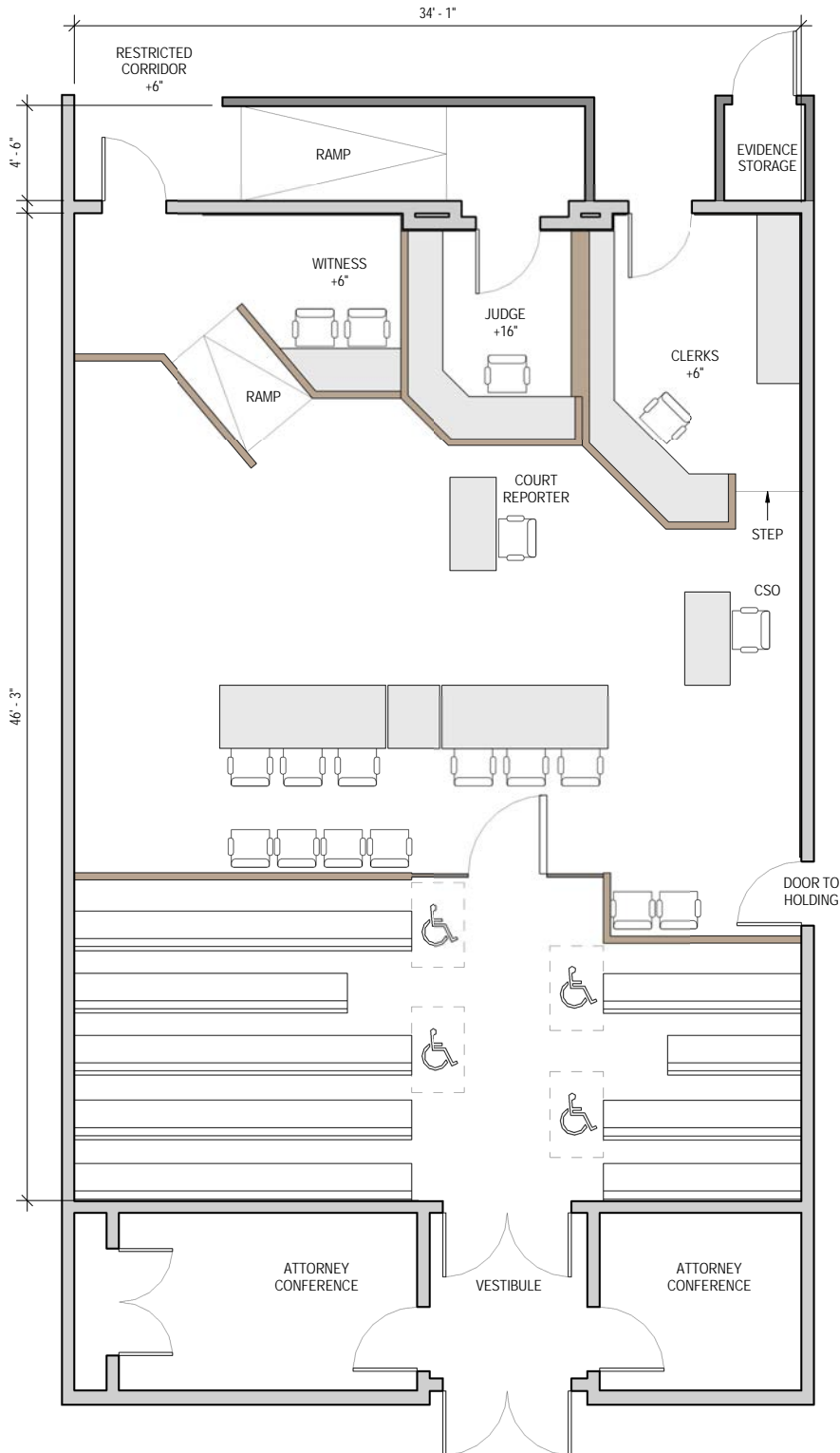
Center Bench Family Courtroom

**SUPERIOR COURT OF SAN JOAQUIN COUNTY STOCKTON COURTHOUSE
 SAN JOAQUIN COUNTY, STOCKTON
 Courtroom Component Information**

COURTROOM TYPE	TOTAL SQUARE FEET (INCLUDES RAMP IN CORRIDOR)		SPECTATOR SEATING AT 18"	
Family	1700		72+2 WC	

ELEMENT OR WORKSTATION	FURNITURE / CASEWORK WIDTH	DEPTH	HEIGHT ABOVE FLOOR	NO. OF OCCUPANTS
Judge	8'-0"/6'-6"	2'-0"/1'-8"	+16"	1
Courtroom Clerk	10'-0"	2'-3"	+6"	2
Court Security Officer (CSO)	4'-4"	2'-2"	-	1
Court Reporter	4'-4"	2'-2"	-	1
Witness Stand	4'-6"	2'-0"	+5.5"	2
Jury Box	N/A	N/A	N/A	N/A
Counsel Tables	8'-0"	3'-6"	-	3 ea.
Lectern	-	-	-	-

**SUPERIOR COURT OF SAN JOAQUIN COUNTY STOCKTON COURTHOUSE
SAN JOAQUIN COUNTY, STOCKTON**



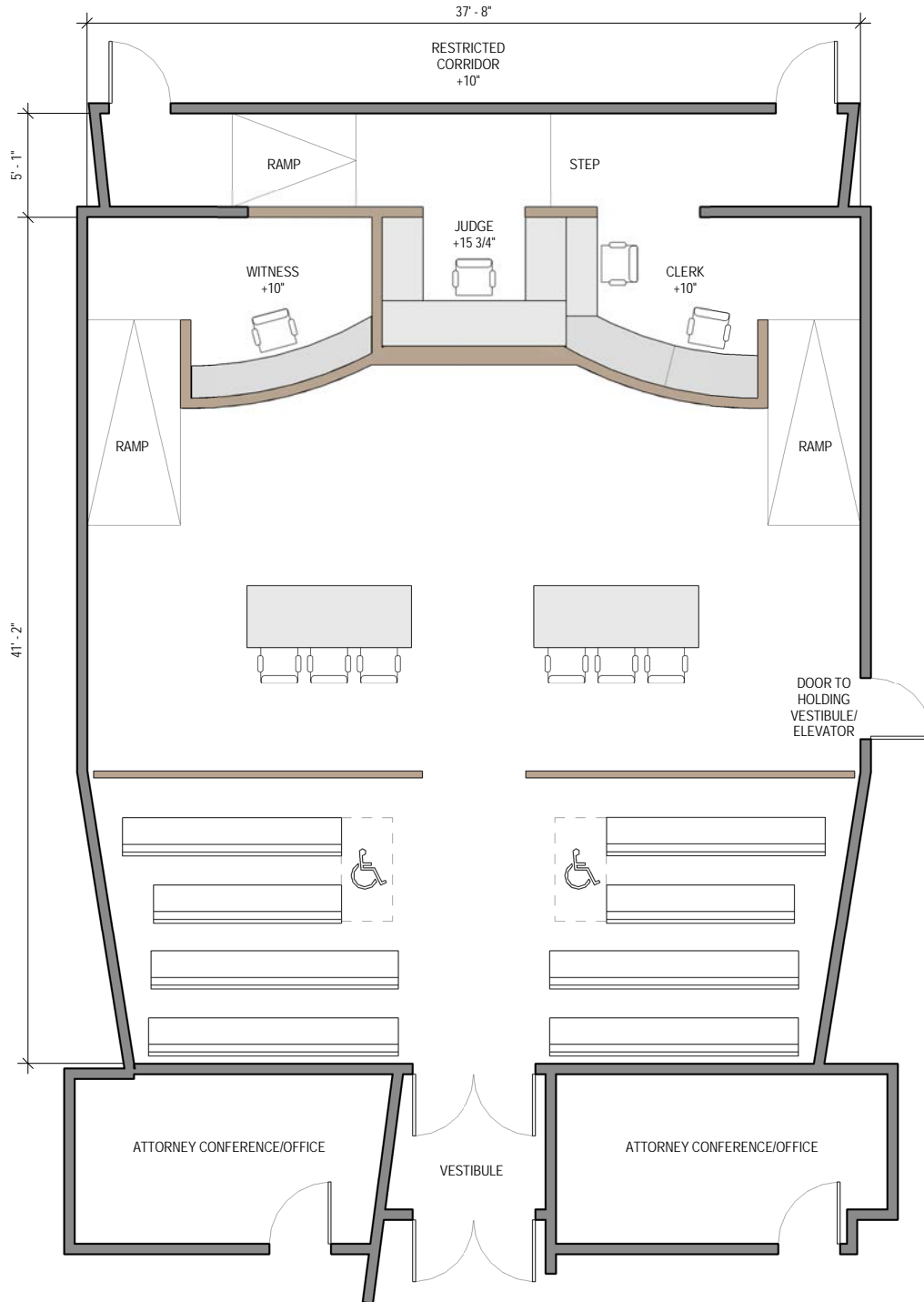
Center Bench Family Courtroom - San Joaquin County, Stockton

**SANTA CLARA FAMILY JUSTICE CENTER
SANTA CLARA COUNTY, SANTA CLARA
Courtroom Component Information**

COURTROOM TYPE	TOTAL SQUARE FEET (INCLUDES RAMP IN CORRIDOR)	SPECTATOR SEATING AT 18"
Family	1,700	50+2 WC

ELEMENT OR WORKSTATION	FURNITURE / CASEWORK WIDTH	CASEWORK DEPTH	HEIGHT ABOVE FLOOR	NO. OF OCCUPANTS
Judge	9'-0"/4'-1"/4'-1"	2'-2"/2'-0"	+15 3/4"	1
Courtroom Clerk	9'-4"	2'-0"	+10"	2
Court Security Officer (CSO)	-	-	-	1
Court Reporter	-	-	-	1
Witness Stand	8'-0"	1'-7"	+10"	2
Jury Box	N/A	N/A	N/A	N/A
Counsel Tables	8'-0"	3'-6"	-	3 ea.
Lectern	-	-	-	-

**SANTA CLARA FAMILY JUSTICE CENTER
SANTA CLARA COUNTY, SANTA CLARA**



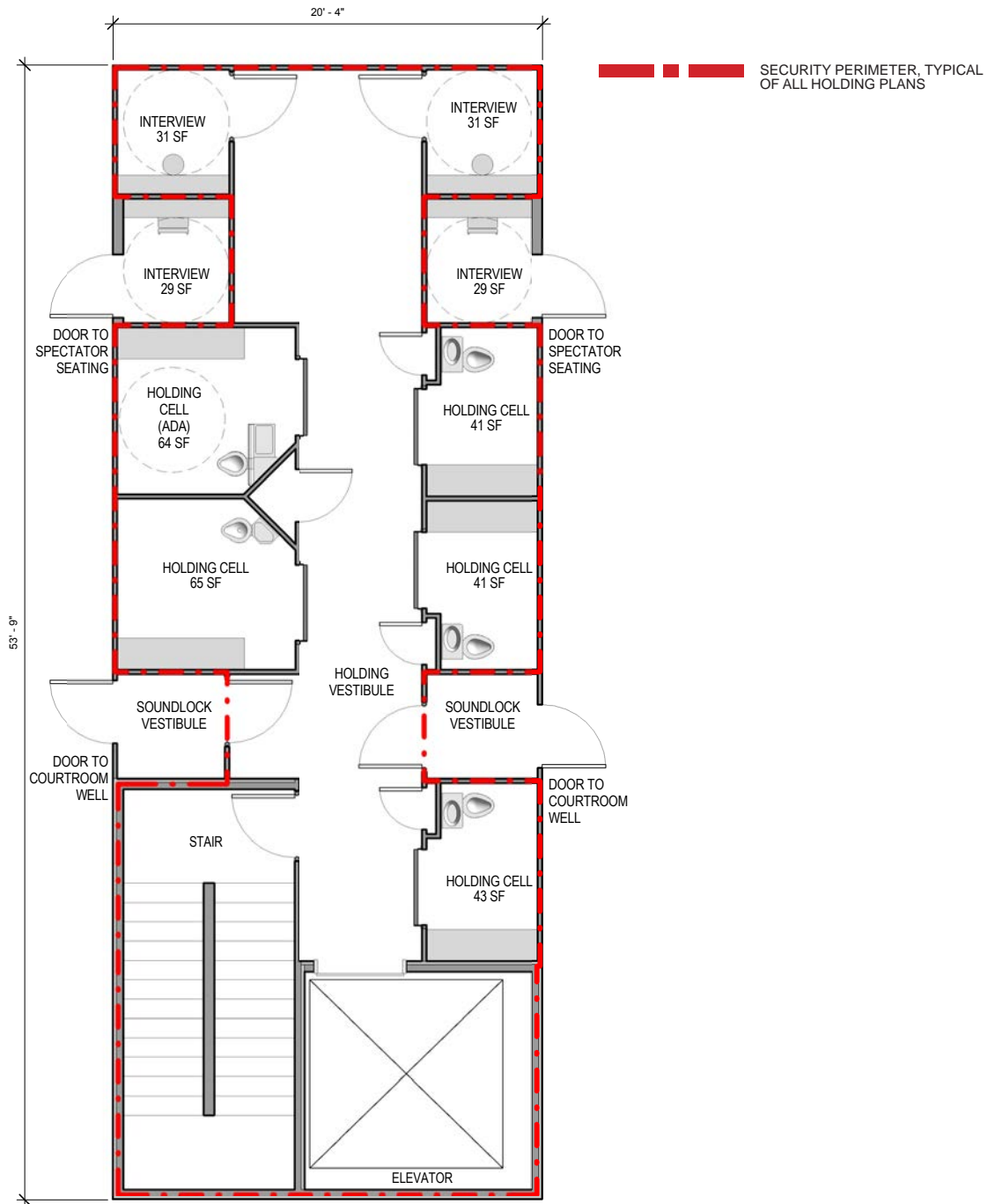
Center Bench Family Courtroom

HOLDING CORE EXAMPLES

COUNTY	CITY		TOTAL SQUARE FEET *	TOTAL RATED CAPACITY	PAGE
Los Angeles	Long Beach	Governor George Deukmejian Courthouse	1068	9	82
Los Angeles	Long Beach	Governor George Deukmejian Courthouse	1043	9	83
Mono	Mammoth Lakes	Mammoth Lakes Courthouse	835	8	84
San Diego	San Diego	San Diego Central Courthouse	748	10	85
San Diego	San Diego	San Diego Central Courthouse	748	13	86
San Joaquin	Stockton	Superior Court of San Joaquin County Stockton Courthouse	775	16	87
San Joaquin	Stockton	Superior Court of San Joaquin County Stockton Courthouse	788	14	88
Sutter	Yuba City	Superior court of California, County of Sutter	883	13	89
Yolo	Woodland	Yolo Superior Court, State of California	623	12	90
Typical Holding A			572	4	91
Typical Holding B			605	7	92
Typical Holding C			496	4	93
Typical Holding D			655	6	94

*Includes ramp in corridor where applicable

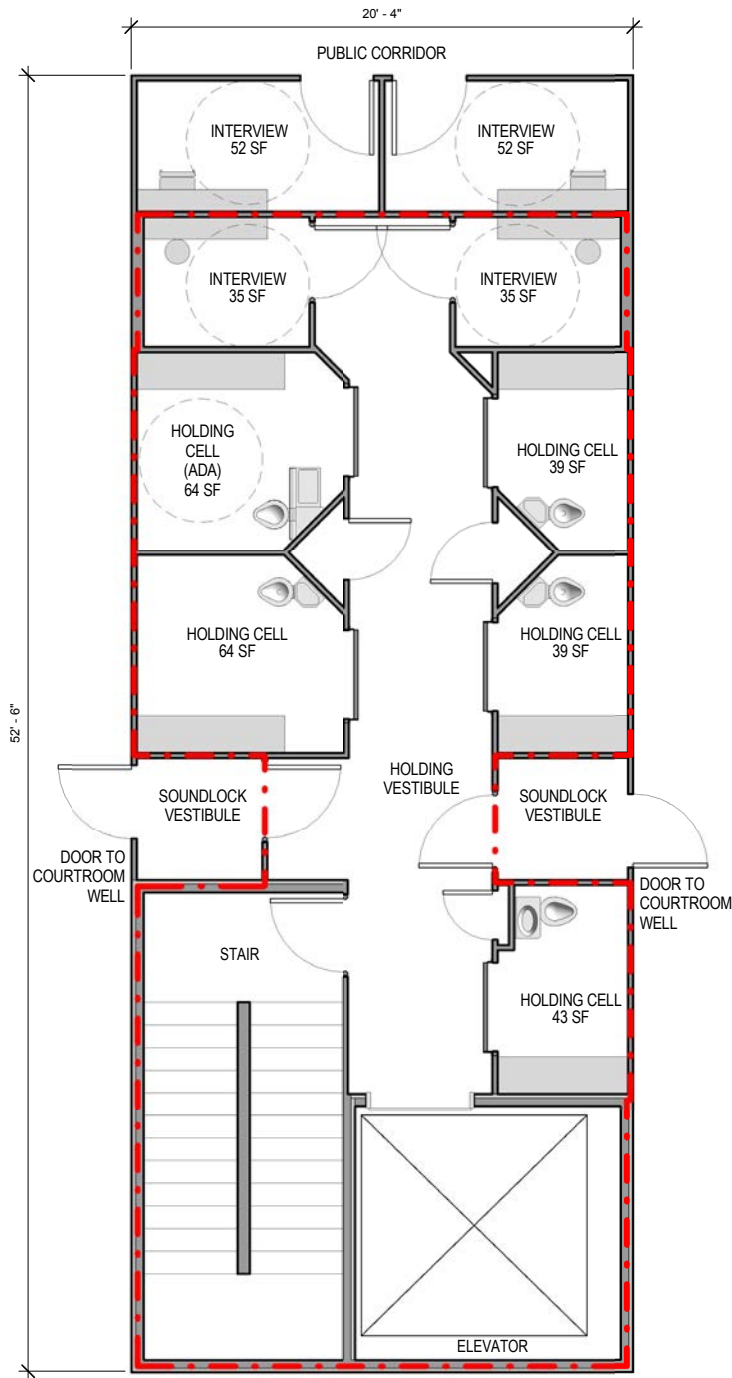
**Wheelchair Spaces added to total spectator seating capacity.



**GOVERNOR GEORGE DEUKMEJIAN COURTHOUSE
LOS ANGELES COUNTY, LONG BEACH
Holding Information**

TOTAL SQUARE FOOTAGE	TOTAL RATED CAPACITY	TOTAL CELL COUNT
1,068*	9	5

*Includes stair and elevator

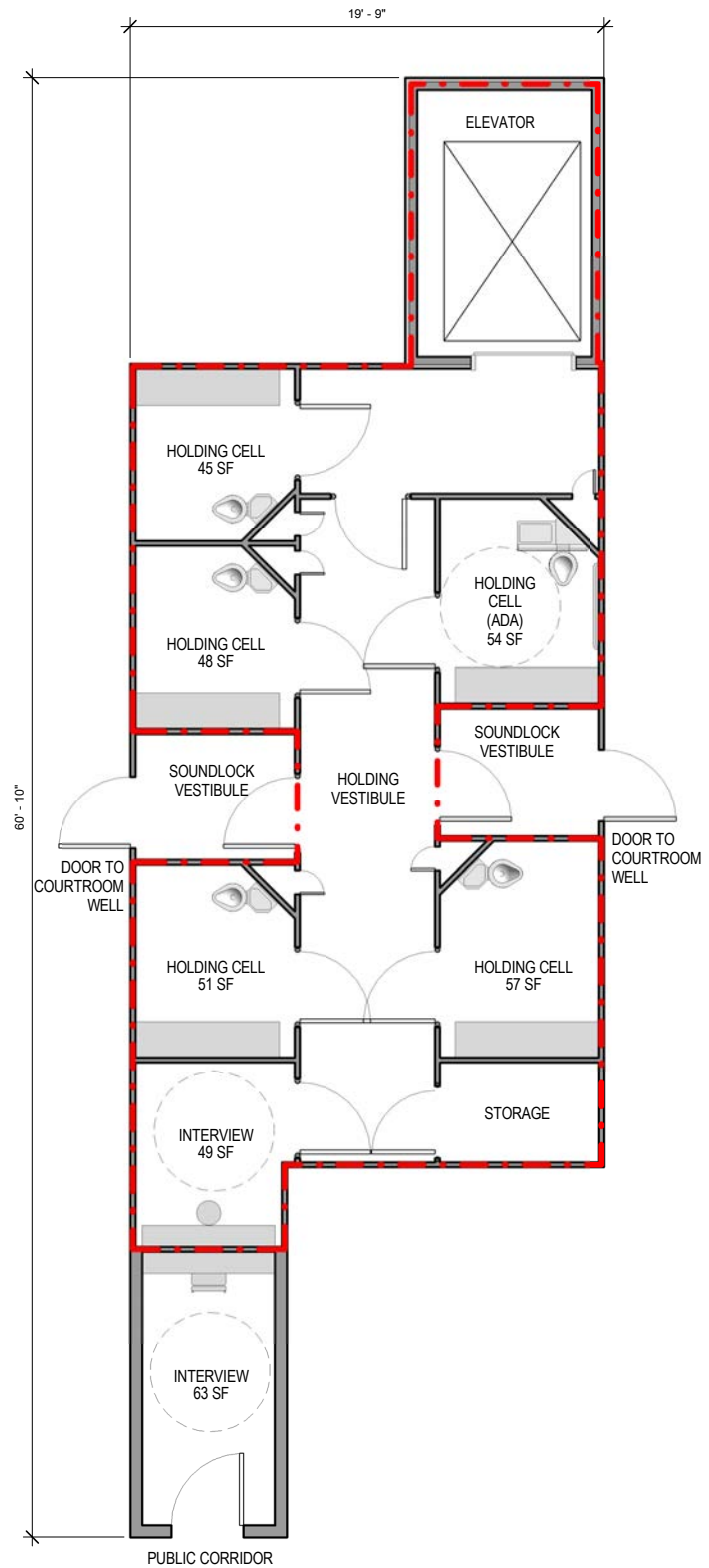


THIS ALTERNATE PLAN HAS PUBLIC ENTERING FROM CORRIDOR

**GOVERNOR GEORGE DEUKMEJIAN COURTHOUSE
LOS ANGELES COUNTY, LONG BEACH
Holding Information**

TOTAL SQUARE FOOTAGE	TOTAL RATED CAPACITY	TOTAL CELL COUNT
1,043*	9	5

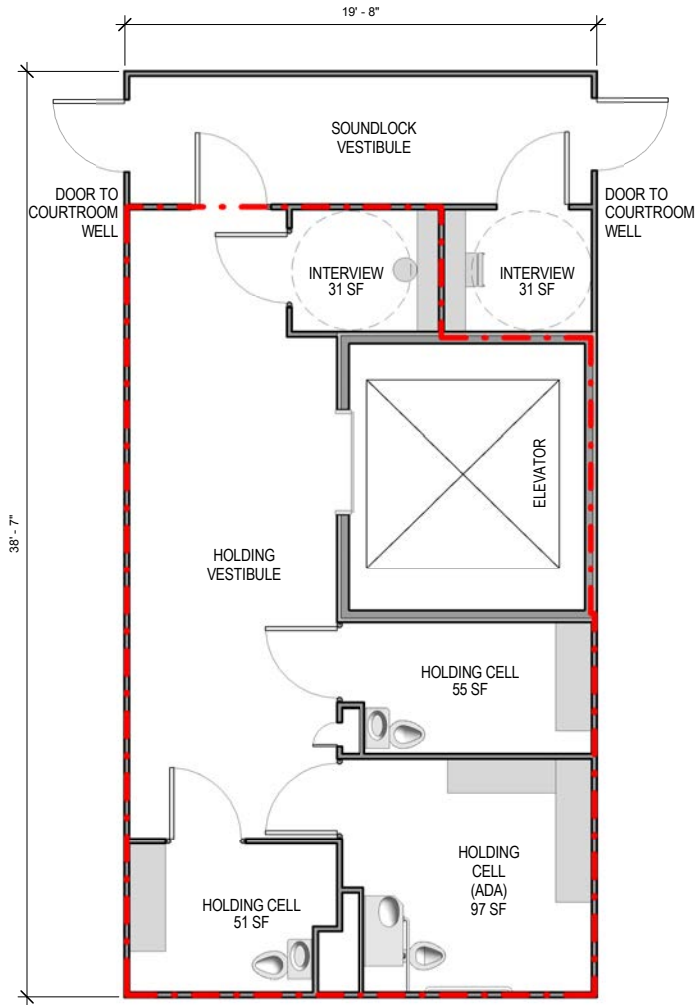
*Includes stair and elevator



**MAMMOTH LAKES COURTHOUSE
MONO COUNTY
Holding Information**

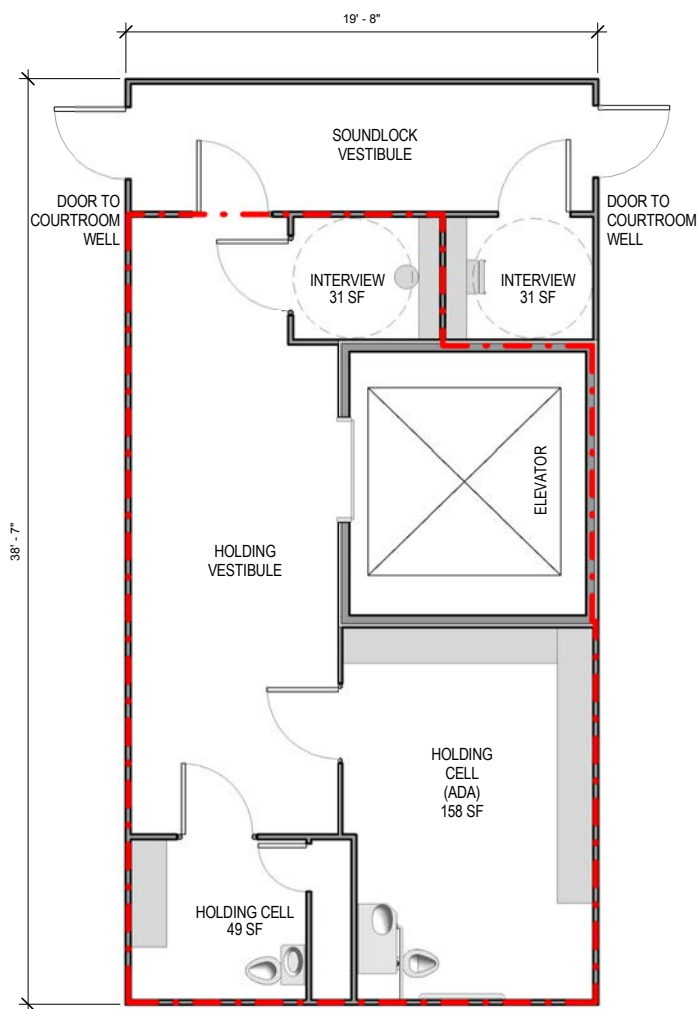
TOTAL SQUARE FOOTAGE	TOTAL RATED CAPACITY	TOTAL CELL COUNT
835	8	5

NOTE: ONLY HOLDING IN THIS COURT BUILDING



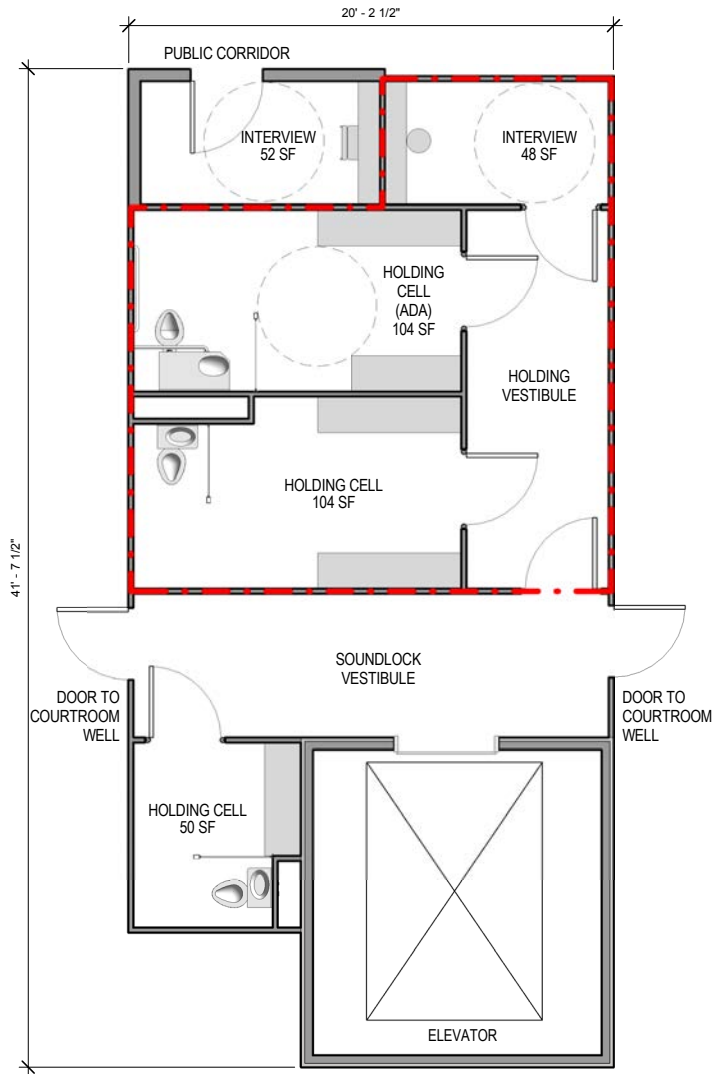
**SAN DIEGO CENTRAL COURTHOUSE
SAN DIEGO COUNTY, SAN DIEGO
Holding Information**

TOTAL SQUARE FOOTAGE	TOTAL RATED CAPACITY	TOTAL CELL COUNT
748	10	3



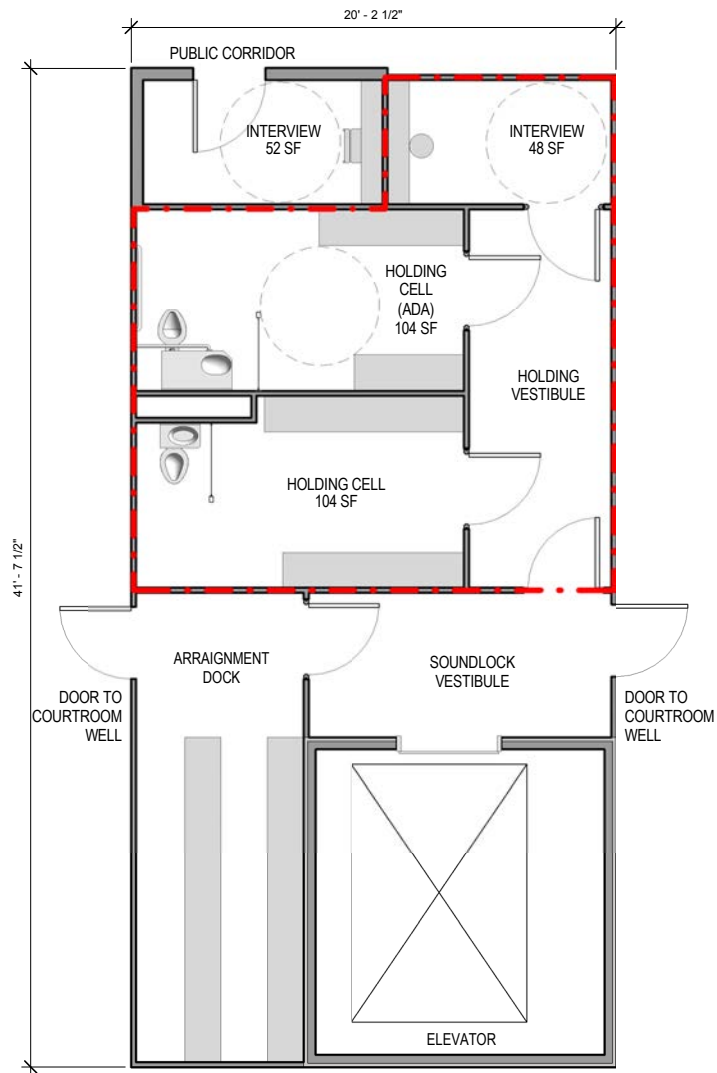
**SAN DIEGO CENTRAL COURTHOUSE
SAN DIEGO COUNTY, SAN DIEGO
Holding Information**

TOTAL SQUARE FOOTAGE	TOTAL RATED CAPACITY	TOTAL CELL COUNT
748	13	2



**SUPERIOR COURT OF SAN JOAQUIN COUNTY STOCKTON COURTHOUSE
 SAN JOAQUIN COUNTY, STOCKTON
 Holding Information**

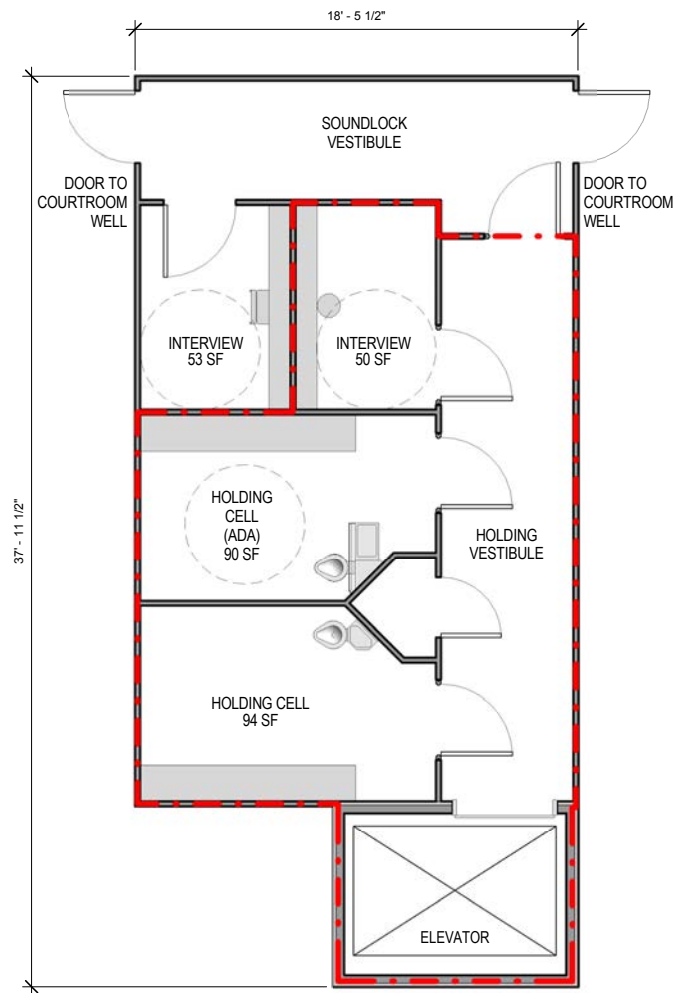
TOTAL SQUARE FOOTAGE	TOTAL RATED CAPACITY	TOTAL CELL COUNT
775	16	2



ARRAIGNMENT DOCK CAPACITY 16 PERSONS

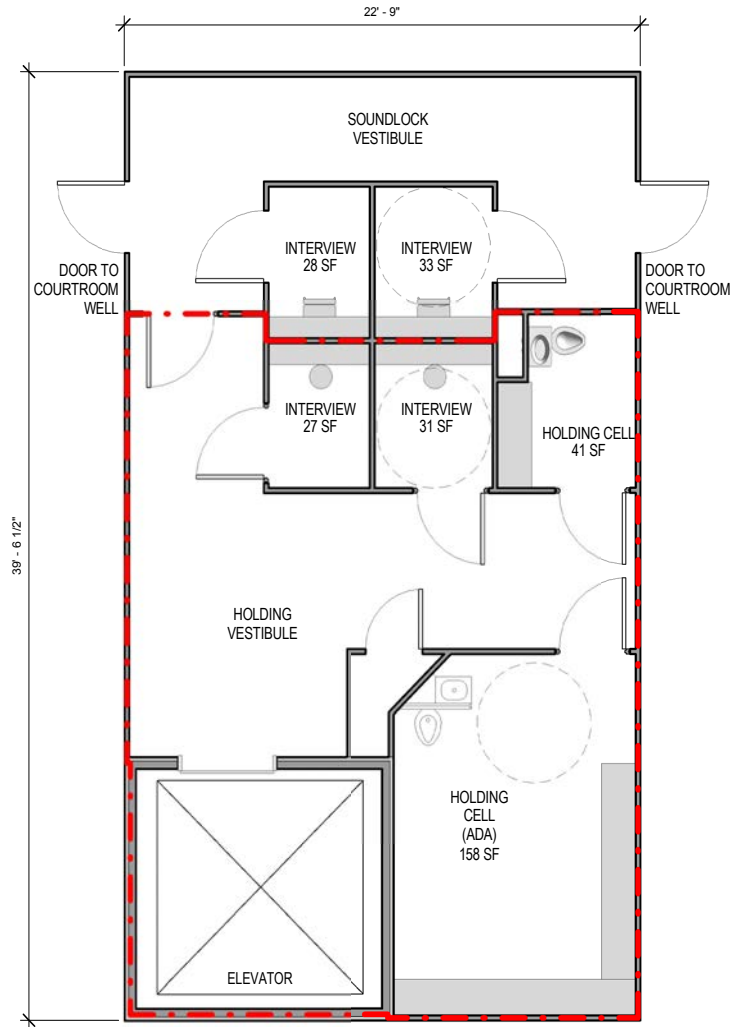
**SUPERIOR COURT OF SAN JOAQUIN COUNTY STOCKTON COURTHOUSE
 SAN JOAQUIN COUNTY, STOCKTON
 Holding Information**

TOTAL SQUARE FOOTAGE	TOTAL RATED CAPACITY	TOTAL CELL COUNT
788	14	2



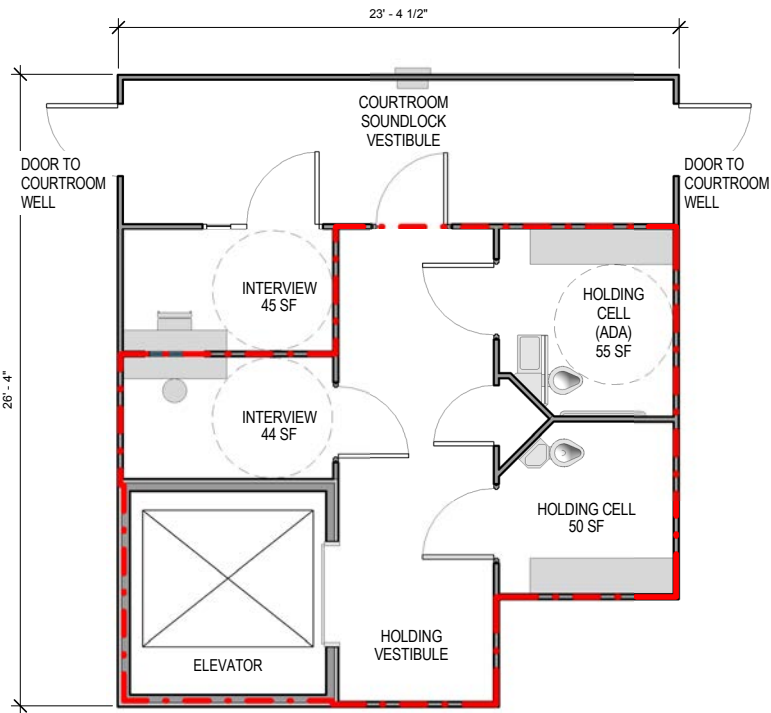
**SUPERIOR COURT OF CALIFORNIA, COUNTY OF SUTTER
SUTTER COUNTY, YUBA CITY
Holding Information**

TOTAL SQUARE FOOTAGE	TOTAL RATED CAPACITY	TOTAL CELL COUNT
623	12	2



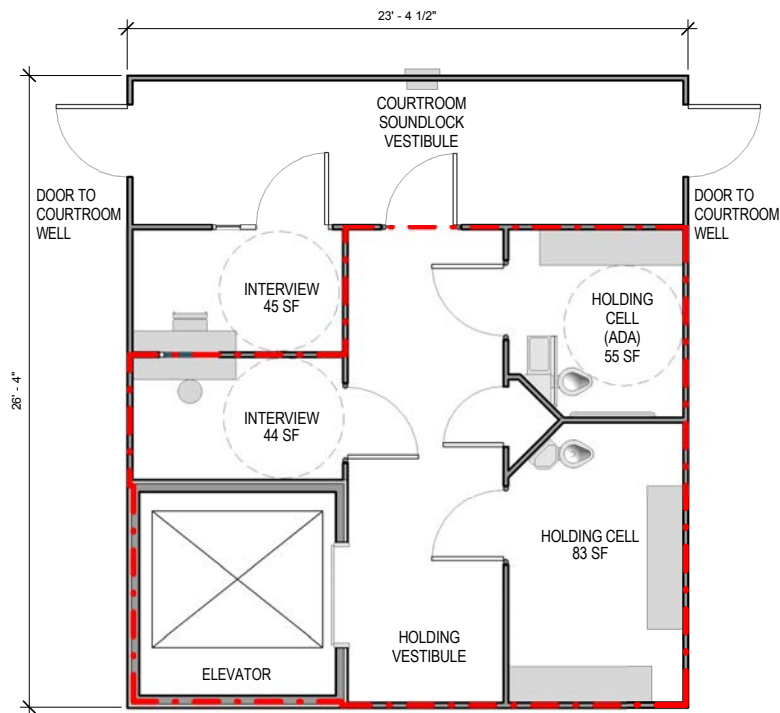
**YOLO SUPERIOR COURT, STATE OF CALIFORNIA
YOLO COUNTY, WOODLAND
Holding Information**

TOTAL SQUARE FOOTAGE	TOTAL RATED CAPACITY	TOTAL CELL COUNT
883	13	2



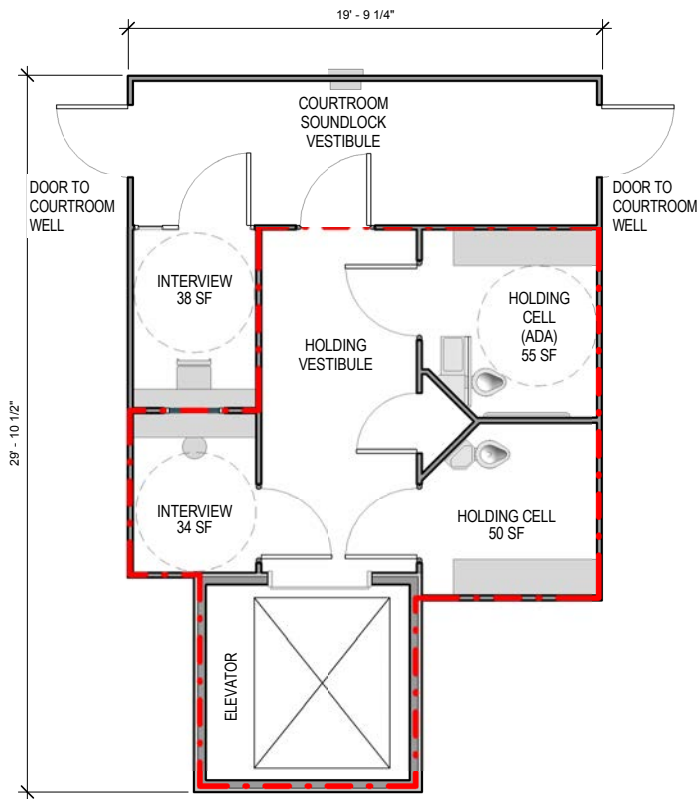
TYPICAL HOLDING CORE A
Holding Information

TOTAL SQUARE FOOTAGE	TOTAL RATED CAPACITY	TOTAL CELL COUNT
572	4	2



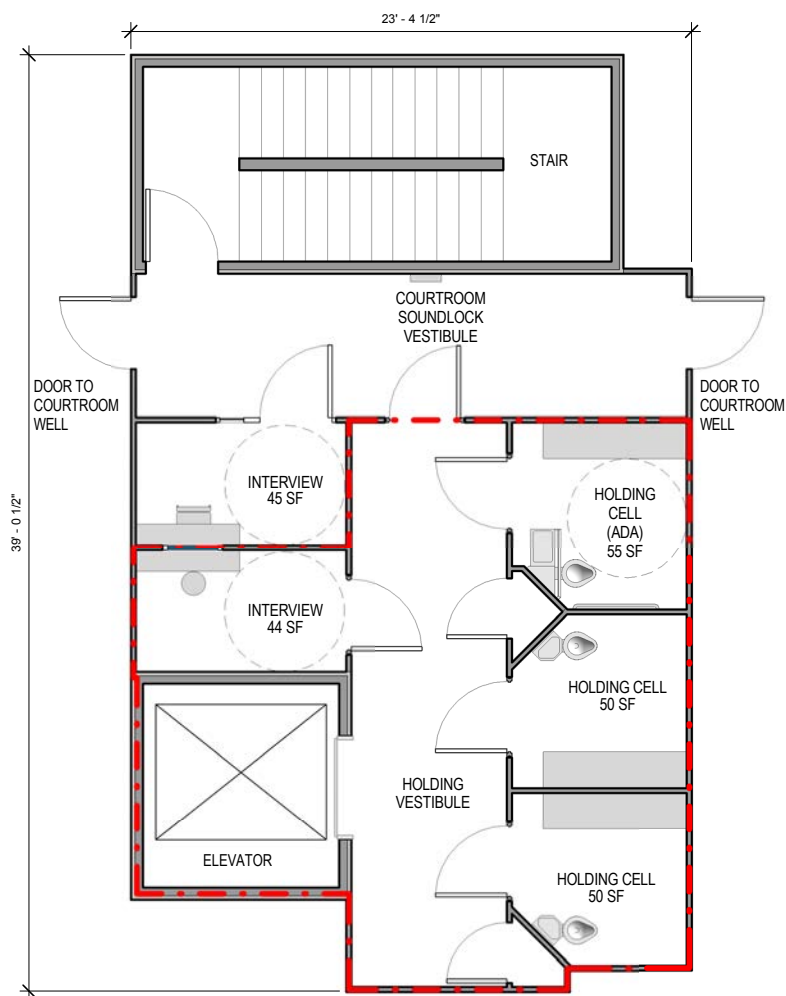
TYPICAL HOLDING CORE B
Holding Information

TOTAL SQUARE FOOTAGE	TOTAL RATED CAPACITY	TOTAL CELL COUNT
605	7	2



TYPICAL HOLDING CORE C
Holding Information

TOTAL SQUARE FOOTAGE	TOTAL RATED CAPACITY	TOTAL CELL COUNT
496	4	2



TYPICAL HOLDING CORE D
Holding Information

TOTAL SQUARE FOOTAGE	TOTAL RATED CAPACITY	TOTAL CELL COUNT
655*	6	3

*Includes stair

Review Current Status of Immediate and Critical Needs Account

Court Facilities Advisory Committee Meeting
December 3, 2014

1

Background

- 2014 Budget Act
- \$40M One-Time funds
- July 2014 Judicial Council – seek legislation for \$27M to design New Sacramento Criminal Courthouse. Enacted September 2014
- \$13 million remaining

2

Active SB 1407 Projects

- 3 recently completed in warranty
- 11 construction
- 1 bidding
- 11 design
- 7 site selection or acquisition

3

Financial Status

- 52% of construction phase budgets committed or authorized
- 14 projects now in design or site acquisition = \$1.1 billion
- FY 17-18 \$880 million in construction phase budgets scheduled to be committed

4

Reduced program costs

- Historic low interest rates
- Project budgets reduced by \$380 million

5

SB 1407 construction funds redirected

- \$1.2 billion through FY 14-15
- \$3.0 billion FY 15-16 to FY 41-42
- \$4.2 billion total redirections to FY 41-42

6

ICNA Revenues

- 63% criminal penalties
- 10% civil filing fees and surcharges
- 10% traffic violator school
- 10% parking violations
- 7% proof of correction

7

Actual SB 1407 Revenues

- FY 10–11 Peak Revenues \$319M
- FY 11–12 ↓ 7%
- FY 12–13 ↓ 6%
- FY 13–14 ↓ 3% \$271M
- 15% reduction from peak year

8

Revenue Projections

- Historic monthly collections by type
- Use most recent actual collections
- July and August 2014 available

9

FY 14-15 Revenue Estimate

- 8.1 percent lower
- \$249.2 million
- \$20 million reduction from May
Revise 2014 projection

10

Fund Condition Variables

- Revenues
- Project costs
- Borrowing rates
- Cash vs. financing projects

11

Going forward

- Re-evaluate long-term funding plan assumptions
 - Evaluate correlation between revenues and filings, other factors
 - Long term collaboration with DOF

12

SB 1407 Construction Funds to be Committed

	Estimated Construction Start	Estimated Construction Phase Budget	Project
1	FY 15–16	\$ 97.7 M	Lake, Siskiyou (funds requested)
2	FY 16–17	656.1 M	Imperial, Riverside-Indio, Shasta, Sonoma, Stanislaus, Tuolumne
3	FY 17–18	226.0 M	El Dorado, Mendocino, Santa Barbara
4	FY 18–19	77.0 M	Riverside-Mid-County Civil
5	FY 19–20	19.9 M	Inyo
6	FY 20–21	<u>52.6 M</u>	Los Angeles-Eastlake
	TOTAL	\$ 1,129.3 B	

Court Facilities Advisory Committee

As of November 12, 2014

Hon. Brad R. Hill, Chair

Administrative Presiding Justice of the
Court of Appeal, Fifth Appellate District

Ms. Melissa Fowler-Bradley

Court Executive Officer
Superior Court of California,
County of Shasta

Hon. Patricia M. Lucas, Vice-Chair

Judge of the Superior Court of California,
County of Santa Clara

Hon. William F. Highberger

Judge of the Superior Court of California,
County of Los Angeles

Hon. Donald Cole Byrd

Assistant Presiding Judge of the
Superior Court of California,
County of Glenn

Hon. Jeffrey W. Johnson

Associate Justice of the Court of Appeal,
Second Appellate District, Division One

Mr. Anthony P. Capozzi

Attorney at Law

Hon. Laura J. Masunaga

Presiding Judge of the
Superior Court of California,
County of Siskiyou

Mr. Stephan Castellanos, FAIA

Principal Architect
Derivi Castellanos Architects
Former State Architect of California

Mr. Stephen Nash

Court Executive Officer
Superior Court of California,
County of Contra Costa

Hon. Keith D. Davis

Judge of the Superior Court of California,
County of San Bernardino

Hon. Gary R. Orozco

Judge of the Superior Court of California,
County of Fresno

Hon. Samuel K. Feng

Judge of the Superior Court of California,
County of San Francisco

Hon. David Edwin Power

Judge of the Superior Court of California,
County of Solano

Hon. Robert D. Foiles

Presiding Judge of the
Superior Court of California,
County of San Mateo

Ms. Linda Romero Soles

Court Executive Officer
Superior Court of California,
County of Merced

Court Facilities Advisory Committee

As of November 12, 2014

Mr. Larry Spikes

County Administrative Officer
County of Kings

Mr. Kevin Stinson

Assistant Clerk Administrator
Court of Appeal, Fourth Appellate District,
Division Three

Mr. Val Toppenberg

Consultant
Former Redevelopment Director for City of
West Sacramento and for City of Merced

Hon. Robert J. Trentacosta

Judge of the Superior Court of California,
County of San Diego

Mr. Thomas J. Warwick, Jr.

Attorney at Law

SUBCOMMITTEES

Courthouse Cost Reduction Subcommittee

Hon. Jeffrey W. Johnson, Chair
Hon. Donald Cole Byrd
Mr. Stephan Castellanos, FAIA
Hon. Keith D. Davis
Hon. Samuel K. Feng
Ms. Melissa Fowler-Bradley
Hon. William F. Highberger
Hon. Gary R. Orozco
Mr. Kevin Stinson
Mr. Thomas J. Warwick, Jr.

Independent Outside Oversight Consultant (IOOC) Subcommittee

Hon. Patricia M. Lucas, Chair
Mr. Stephen Nash
Hon. Gary R. Orozco
Hon. David Edwin Power
Mr. Thomas J. Warwick, Jr.

Subcommittee on Courthouse Names

Hon. Samuel K. Feng, Chair
Hon. Donald Cole Byrd
Mr. Anthony P. Capozzi
Hon. Keith D. Davis
Hon. Jeffrey W. Johnson
Hon. Gary R. Orozco
Hon. David Edwin Power
Mr. Thomas J. Warwick, Jr.