



JUDICIAL COUNCIL  
OF CALIFORNIA

WORKLOAD ASSESSMENT  
ADVISORY COMMITTEE

[www.courts.ca.gov/ceac.htm](http://www.courts.ca.gov/ceac.htm)  
[ceac@jud.ca.gov](mailto:ceac@jud.ca.gov)

COURT EXECUTIVES ADVISORY COMMITTEE  
JUDICIAL BRANCH STATISTICAL INFORMATION SYSTEM  
SUBCOMMITTEE

**MATERIALS FOR JULY 20, 2020**

**Meeting Contents**

|  |    |
|--|----|
| <a href="#">Notice and Agenda</a> .....  | 1  |
| <b>Minutes</b>   |    |
| Draft minutes from the <a href="#">May 18, 2020 Meeting</a> .....  | 3  |
| <b>Information Only Item</b>   |    |
| Info 1 – <a href="#">Project Timeline</a> .....  | 5  |
| <b>Discussion and Possible Action Items</b>  |    |
| Item 1 – <a href="#">Family Law Report</a> .....   | 6  |
| Attachments  |    |
| A. <a href="#">“Model Time Standards for Trial Courts” from the National Center for State Courts</a> .....         | 20 |
| B. <a href="#">“Elkins Taskforce Final Report and Recommendations”</a> .....                                       | 27 |
| C. <a href="#">Definitions for the Family Law Casetype from “State Court Guide to Statistical Reporting”</a> ..... | 35 |
| D. <a href="#">Figures and Tables from Court Statistics Report Impacted by Revisions</a> .....                     | 41 |
| E. <a href="#">CourTools</a> .....   | 50 |
| F. <a href="#">Relevant Charts from Federal Judicial Caseload Reports</a> .....                                    | 73 |



# JUDICIAL COUNCIL OF CALIFORNIA

COURT EXECUTIVES  
ADVISORY COMMITTEE

[www.courts.ca.gov/ceac.htm](http://www.courts.ca.gov/ceac.htm)  
[ceac@jud.ca.gov](mailto:ceac@jud.ca.gov)

Request for ADA accommodations should be made at least three business days before the meeting and directed to:  
[JCCAccessCoordinator@jud.ca.gov](mailto:JCCAccessCoordinator@jud.ca.gov)

## COURT EXECUTIVES ADVISORY COMMITTEE JUDICIAL BRANCH STATISTICAL INFORMATION SYSTEM SUBCOMMITTEE

### NOTICE AND AGENDA OF OPEN MEETING

Open to the Public (Cal. Rules of Court, rule 10.75(c)(1) and (e)(1))  
THIS MEETING IS BEING CONDUCTED BY ELECTRONIC MEANS  
THIS MEETING IS BEING RECORDED

---

**Date:** July 20, 2020  
**Time:** 11:00 a.m. – 12:00 p.m.  
**Public Call-in Number:** 1-877-820-7831; passcode 279-7635 (Listen Only)

---

Meeting materials will be posted on the advisory body web page on the California Courts website at least three business days before the meeting.

Members of the public seeking to make an audio recording of the meeting must submit a written request at least two business days before the meeting. Requests can be e-mailed to [ceac@jud.ca.gov](mailto:ceac@jud.ca.gov).

Agenda items are numbered for identification purposes only and will not necessarily be considered in the indicated order.

---

#### I. OPEN MEETING (CAL. RULES OF COURT, RULE 10.75(C)(1))

---

##### Call to Order and Roll Call

##### Approval of Minutes

Approve minutes of the May 18, 2020, Judicial Branch Statistical Information System Subcommittee, Court Executives Advisory Committee meeting.

---

#### II. PUBLIC COMMENT (CAL. RULES OF COURT, RULE 10.75(K)(1))

---

This meeting will be conducted by electronic means with a listen only conference line available for the public. As such, the public may submit comments for this meeting only in writing. In accordance with California Rules of Court, rule 10.75(k)(1), written comments pertaining to any agenda item of a regularly noticed open meeting can be submitted up to one complete business day before the meeting. For this specific meeting, comments should be e-mailed to [ceac@jud.ca.gov](mailto:ceac@jud.ca.gov) or mailed or delivered to Judicial Council of California, 455 Golden Gate Avenue, San Francisco, California 94102, attention: Ms. Emily Chirk. Only

written comments received by 11:00 a.m., July 17, 2020, will be provided to advisory body members prior to the start of the meeting.

---

**III. INFORMATION ONLY ITEM (NO ACTION REQUIRED)**

---

**Info 1**

**Project Timelines**

Update on project timeline for revisions to all JBSIS reports.

Presenter: Mr. Jake Chatters, Chair, JBSIS Subcommittee

---

**IV. DISCUSSION AND POSSIBLE ACTION ITEMS (ITEMS 1)**

---

**Item 1**

**Family Law Report (Action Required)**

Presentation of the draft 6A Family Law report for state reporting, local reporting, and branch interests.

Presenter: Ms. Emily Chirk, Senior Analyst, Office of Court Research, Business Management Services

---

**V. ADJOURNMENT**

---

**Adjourn**



# JUDICIAL COUNCIL OF CALIFORNIA

COURT EXECUTIVES  
ADVISORY COMMITTEE

[www.courts.ca.gov/ceac.htm](http://www.courts.ca.gov/ceac.htm)  
[ceac@jud.ca.gov](mailto:ceac@jud.ca.gov)

## COURT EXECUTIVES ADVISORY COMMITTEE JUDICIAL BRANCH STATISTICAL INFORMATION SYSTEM SUBCOMMITTEE

### MINUTES OF OPEN MEETING

May 18, 2020  
10:00 a.m. - 12:00 p.m.  
Teleconference

**Advisory Body Members Present:** Mr. Jake Chatters, Ms. Sherri Carter, Mr. Michael D. Planet, Mr. Michael M. Roddy, Ms. Kim Turner

**Advisory Body Members Absent:** Mr. Chad Finke, Ms. Rebecca Fleming, Mr. Kevin Harrigan

**Others Present:** Ms. Leah Rose-Goodwin, Ms. Savet Hong, Ms. Emily Chirk, Mr. David Kukesh, Mr. Jonathan Sibayan, Ms. Rose Butler

#### OPEN MEETING

##### **Call to Order and Roll Call**

The chair called the meeting to order at 10:10 a.m., and took roll call.

##### **Approval of Minutes**

The advisory body reviewed and approved the minutes of the February 19, 2020, Judicial Branch Statistical Information System Subcommittee, Court Executives Advisory Committee meeting.

#### DISCUSSION AND ACTION ITEMS (ITEMS 1-3)

##### **Item 1**

##### **Restatement of Principles of Review**

##### **Action:**

*The Chair provided a summary of the discussion held during the February 19, 2020 meeting regarding principles that the subcommittee would follow when determining what data elements should be added, removed, or continued to be collected. The subcommittee agreed with the Chair's summation of events and description of the principles.*

**Item 2**

**5A Limited Civil and 5B Unlimited Civil JBSIS Reports Action:**

*Staff presented on a draft set of reports for the civil created from discussions at the February 19, 2020 meeting. The draft reports divided data into three tiers for the purposes of data specific to state reporting, data for a branch narrative, and data for local court management use. Staff informed subcommittee members of the impact to current data usage if certain data elements were removed. The subcommittee discussed retention of data elements specific to the civil case type.*

**Item 3**

**4B Appellate Division and 13A Small Claims JBSIS Reports**

**Action:**

*Staff presented a draft set of reports for the small claims and appellate division case types that reflected feedback that subcommittee members provided staff at the February 19, 2020 meeting. The subcommittee discussed the retention, addition, and removal of data elements specific to the small claims and appellate division reports. Staff informed subcommittee members of the impact to the current data usage if certain data elements were removed.*

---

**A D J O U R N M E N T**

---

There being no further business, the meeting was adjourned at 11:23 a.m.

Approved by the advisory body on enter date.

# **JBSIS Revision Project Timeline**

Rev. July 2020

## **July 2020-March 2021**

- Staff will develop draft reports for review by subcommittee members
- The Subcommittee and Staff will present the draft reports to applicable Judicial Council Advisory Bodies and to courts
- As each report is reviewed and approved, staff will work to update related chapters of the JBSIS Manual
- The Subcommittee will finalize all reports by end of March 2021

## **April 2021**

- The Subcommittee will submit all finalized reports to the Court Executives Advisory Committee at the April 2021 meeting and recommend that the reports be submitted to the Judicial Council for approval

## **July 2021**

- The finalized reports and updated JBSIS Manual will be submitted to the Judicial Council for approval at the July 2021 meeting
- If approved, updated reports and data definitions will be effective July 1, 2022

## **August 2021-July 2021**

- Staff will provide support to courts on transitioning to new data definitions
- Technical documents should be provided to courts and vendors no later than Fall 2021
- Courts will need to be re-certified for State Reporting data elements

| Family Law 6A   |   |   |                  | Current Use of Data                 |   | Relevant Standards and Reports                                  |                            |
|---|---|---|------------------|-------------------------------------|---|---|----------------------------|
| Row #   | Data Element                                | Definition  | Reportable by    | Included in 2019 CSR                | NCSC Court Statistics Project (CSP)   | Federal Judicial Caseload Statistics Report                     | NCSC CourTools             |
| 50  | <b>Inventory</b>                            |   |                  |                                     |   |   |                            |
| 100   | Beginning pending                           | The number of cases awaiting disposition in a court before the first day of a reporting period.   | JBSIS            |                                     | Reported by CA, but not approved for state-specific comparison and only used to generate caseloads at the aggregate, national level | Table C: Pending Column   |                            |
| 200   | + Filing                                    | The beginning of a court case by formal submission of an initial petition or complaint or by the transfer-in of a case from another jurisdiction.   | Portal and JBSIS | Table 11a<br>Table 11c<br>Table 11d | Data is approved to be published in the CSP reports comparing caseloads across states.  | Table C: Filings Column   | Measure 2- Clearance Rates |
| 300   | + Reopened                                  | A case that was previously reported as disposed but is resubmitted to a court.  | Portal and JBSIS |                                     | Reported by CA, but not approved for state-specific comparison and only used to generate caseloads at the aggregate, national level |   | Measure 2- Clearance Rates |
| 400   | + Supplemental complaint filed              | The filing of a supplemental complaint by DCSS (form FL-600) regarding parental obligations (Fam. Code, § 2330.1).  | JBSIS            |                                     |   |   |                            |
| 450   | + Existing case entered in CMS              | An initial family law petition/complaint not previously entered in the CMS and therefore not reported in pending.   | JBSIS            |                                     |   |   |                            |
| 460   | +/- Classification of pre-JBSIS case        | Classification of a pre-JBSIS case into a JBSIS Family Law case type requires two counts in the inventory section   | JBSIS            |                                     |   |   |                            |
| ▼ 500   | - Disposed (broken down in rows 800 - 2600) | The disposition of a case pending before the court.   | Portal and JBSIS | Table 11b<br>Table 11c              | Data is approved to be published in the CSP reports comparing caseloads across states.  | Table C: Terminations Column                                    | Measure 2- Clearance Rates |
| 600   | End pending                                 | The number of cases awaiting disposition in a court on the last day of a reporting period.  | JBSIS            |                                     | Reported by CA, but not approved for state-specific comparison and only used to generate caseloads at the aggregate, national level | Table C: Pending Column   |                            |
| <b>Disposed Cases, in Ascending Stage and Outcome Hierarchy</b> |   |   |                  |                                     |   |   |                            |
| 700   | Dispositions (total rows 800, 1800, 2400)   | The disposition of a case pending before the court.   | Portal and JBSIS | Table 11b<br>Table 11c              | Data is approved to be published in the CSP reports comparing caseloads across states.  | Table C: Terminations Column                                    | Measure 2- Clearance Rates |
| 800   | Before Hearing (total rows 850, 1225, 1700) | Disposition occurs without a court appearance or before the introduction of first evidence. First evidence is when one or more parties or counsel appear and oral arguments, presentations relevant to the proceedings, witness testimony, and/or documents or tangible objects are submitted to the court. | Portal and JBSIS | Table 11c<br>Table 11d              |   | Table C-5: Average time to disposition by method of disposition |                            |
| ▼ 850   | Dismissal/Transfer (total rows 875, 1050)   | A disposition before hearing in which the case is dismissed or transferred.   | Portal and JBSIS |                                     |   |   |                            |
| ▼ 875   | Dismissal (total rows 900 - 1000)           | A disposition before hearing in which the case is dismissed.  | Portal and JBSIS |                                     |   |   |                            |
| 900   | Dismissal—Lack of prosecution               | A disposition before hearing in which the court dismisses the case on its own motion or on the motion of a party if the case meets one of the conditions outlined in Code Civ. Proc., § 583 et seq.   | Portal and JBSIS | Table 11c<br>Table 11d              |   |   |                            |
| 1000  | Other dismissal                             | A disposition before hearing as a result of the court's own motion to dismiss or the parties' withdrawal of the case before hearing.  | Portal and JBSIS |                                     |   |   |                            |
| ▼ 1050  | Transfer (total rows 1100 - 1200)           | A disposition before hearing in which the venue of the case changes to another county or the case is consolidated.  | Portal and JBSIS |                                     |   |   |                            |
| 1100  | Change of Venue                             | A disposition before hearing in which the venue of the case changes to another county.  | JBSIS            |                                     |   |   |                            |
| 1200  | Consolidated                                | A disposition before hearing in which a case is subsumed into another pending (lead) case when the cases involve a common question of law or fact.  | JBSIS            |                                     |   |   |                            |
| ▼ 1225  | Judgment (total rows 1250 - 1300)           | A disposition before hearing in which a judgment was entered on the case.   | Portal and JBSIS |                                     |   |   |                            |
| 1250  | Entry of summary dissolution                | Entry of judgment that occurs as a result of the filing of the Request for Judgment, Judgment of Dissolution of Marriage, and Notice of Entry of Judgment (form FL-820) pursuant to Fam. Code, § 2403.  | JBSIS            |                                     |   |   |                            |
| 1300  | Entry of judgment/order                     | Entry of the final determination of the parties' rights in an action or proceeding before hearing (Code Civ. Proc., § 668.5).   | JBSIS            |                                     |   |   |                            |
| 1700  | Administrative disposition                  | A disposition before hearing that occurs at the time of filing and involves no court time.  | Portal and JBSIS |                                     |   |   |                            |
| 1800  | After Hearing (total rows 1820 and 1950)    | A disposition that occurs after the introduction of first evidence at a hearing.  | Portal and JBSIS | Table 11c<br>Table 11d              | Data is approved to be published in the CSP reports comparing caseloads across states.  | Table C-5: Average time to disposition by method of disposition |                            |
| ▼ 1820  | Dismissal/Transfer (total rows 1840, 1900)  | A disposition after hearing in which the case is dismissed or transferred.  | JBSIS            |                                     |   |   |                            |
| ▼ 1840  | Transfer (total rows 1850 - 1860)           | A disposition after hearing in which the venue of the case changes to another county or the case is consolidated.   | JBSIS            |                                     |   |   |                            |
| 1850  | Change of venue                             | A disposition after hearing in which the venue of the case changes to another county.   | JBSIS            |                                     |   |   |                            |
| 1860  | Consolidated                                | A disposition after hearing in which a case is subsumed into another pending (lead) case when the cases involve a common question of law or fact.   | JBSIS            |                                     |   |   |                            |
| 1900  | Dismissal                                   | A disposition after hearing in which the parties withdraw the case after the start of a hearing and before judgment of final order is entered or on the court's own motion.   | JBSIS            |                                     |   |   |                            |
| ▼ 1950  | Judgment (total rows 2000 - 2300)           | A disposition after hearing in which a judgment was entered on the case.  | JBSIS            |                                     |   |   |                            |

| Family Law 6A                            |  |   |                  | Current Use of Data    |  | Relevant Standards and Reports   |                |
|--|--|---|------------------|------------------------|--|--|----------------|
| Row #                                    | Data Element   | Definition  | Reportable by    | Included in 2019 CSR   | NCSA Court Statistics Project (CSP)  | Federal Judicial Caseload Statistics Report  | NCSA CourTools |
| 2000                                     | Entry of judgment/order  | Entry of the final determination of the parties' rights in an action or proceeding after hearing (Code Civ. Proc., § 668.5).  | JBSIS            |                        |  |  |                |
| 2300                                     | Ruling on adoption petition                                      | A disposition of an adoption petition in which the court determines whether to grant or deny the petition.  | JBSIS            |                        |  |  |                |
| 2400                                     | After Court Trial (total of rows 2500 - 2600)                    | A disposition occurs after the introduction of first evidence at a trial in which the judicial officer determines both the issues of fact and law in a case.  | Portal and JBSIS | Table 11c<br>Table 11d | Data is approved to be published in the CSP reports comparing caseloads across states. | Table C-4: Disposition During or After Non-Jury Trial<br>Table C-5: Average time to disposition by method of disposition |                |
| 2500                                     | Dismissal  | A disposition resulting in the parties' withdrawal of the case after the start of a trial and before judgment or final order is entered or on the court's own motion.   | JBSIS            |                        |  |  |                |
| 2600                                     | Entry of judgment/order  | Entry of the final determination of the parties' rights in an action or proceeding after court trial (Code Civ. Proc., § 668.5).  | JBSIS            |                        |  |  |                |
| <b>WORKLOAD (unit of count = action)</b> |  |   |                  |                        |  |  |                |
| <b>Hearings</b>                          |  |   |                  |                        |  |  |                |
| 2900                                     | Short cause trial  | A trial in which the time estimated for trial is less than or equal to five hours (Cal. Rules of Court, rule 3.735).  | JBSIS            |                        |  |  |                |
| 3000                                     | Long cause trial   | A trial in which the time estimated for trial is greater than five hours (Cal. Rules of Court, rule 3.735).   | JBSIS            |                        |  |  |                |
| 3100                                     | Request for Order (RFO)/motions filed (total rows 3110 - 3130)   | The Request for Order (RFO) is used to schedule a court hearing requesting the court to make a new order or to change an existing order.  | JBSIS            |                        |  |  |                |
| 3110                                     | RFO/motion filed—Initial   | For DCSS cases, report if the request is for an initial order   | JBSIS            |                        |  |  |                |
| 3120                                     | RFO/motion filed—Modification                                    | For DCSS cases, report if the request is for a modification order   | JBSIS            |                        |  |  |                |
| 3130                                     | RFO/motion filed—Enforcement                                     | For DCSS cases, report if the request is for an enforcement order   | JBSIS            |                        |  |  |                |
| 3150                                     | Hearings (total rows 3200, 3300)                                 | Formal judicial proceedings held to decide issues of fact or law arising in the course of a court action.   | Portal and JBSIS |                        |  |  |                |
| 3200                                     | Request for Order (RFO)/motion hearings (total rows 3210 - 3230) | A hearing on a Request for Order (RFO) to make a new order or to change an existing order made by either party, or a hearing on a motion by either party.   | Portal and JBSIS |                        |  |  |                |
| 3210                                     | RFO/motion hearing—Initial                                       | For DCSS cases report each hearing once on either row 3210 (Initial order), 3220 (Modification), or 3230 (Enforcement).   | JBSIS            |                        |  |  |                |
| 3220                                     | RFO/motion hearing—Modification                                  | For DCSS cases report each hearing once on either row 3210 (Initial order), 3220 (Modification), or 3230 (Enforcement).   | JBSIS            |                        |  |  |                |
| 3230                                     | RFO/motion hearing—Enforcement                                   | For DCSS cases report each hearing once on either row 3210 (Initial order), 3220 (Modification), or 3230 (Enforcement).   | JBSIS            |                        |  |  |                |
| 3300                                     | Other hearing  | A hearing other than those regarding an OSC or notice of motion in which the court considers evidence and makes a determination.  | JBSIS            |                        |  |  |                |
| 3600                                     | <b>Events</b>  |   |                  |                        |  |  |                |
| 3700                                     | Status-only judgment   | Entry of judgment (form FL-180) on the status of marriage only.   | JBSIS            |                        |  |  |                |
| 3800                                     | Ex parte filed   | An application for ex parte relief requested by one party in the absence of and usually without notice to the other party.  | JBSIS            |                        |  |  |                |
| 3900                                     | Request to enter default filed                                   | The filing of a Request to Enter Default (form FL-165).   | JBSIS            |                        |  |  |                |
| 4000                                     | Declaration for default filed                                    | The filing of a Declaration for Default or Uncontested Dissolution or Legal Separation (form FL-170).   | JBSIS            |                        |  |  |                |
| 4100                                     | Case management/pretrial conference                              | A calendared conference among parties and the judicial officer or other individual given authority by the judge to hold the conference, where the primary purpose is to monitor the progress of the case.                             | JBSIS            |                        |  |  |                |
| 4200                                     | Settlement conference  | A calendared conference that occurs before or after the start of trial among the parties and the judicial officer or other individual given authority by the judge to settle the case, for the specific purpose of settling the case. | Portal and JBSIS |                        |  |  |                |
| 4300                                     | Referral to FCS mediation  | A referral of a case to family court services for child custody mediation.  | JBSIS            |                        |  |  |                |
| 4400                                     | Referral to other ADR  | A referral of a case to a form of alternative dispute resolution excluding referrals to family court services mediation.  | JBSIS            |                        |  |  |                |
| 4500                                     | Review   | A court proceeding in which the court reviews the case on the court's own motion—such as, but not limited to, after mandatory mediation or follow-up after assignment to Family Court Services.                                       | JBSIS            |                        |  |  |                |
| 4550                                     | Subsequent fee waiver requested                                  | Subsequent application for waiver of filing fee submitted pursuant to Gov. Code, § 68634(e).  | JBSIS            |                        |  |  |                |
| 4560                                     | Subsequent fee waiver granted                                    | Subsequent application for waiver of filing fee granted in full or in part by the court.  | JBSIS            |                        |  |  |                |



| Family Law 6A   |  |  |               | Current Use of Data  |   | Relevant Standards and Reports              |                |
|---|--|--|---------------|----------------------|---|---|----------------|
| Row #   | Data Element   | Definition   | Reportable by | Included in 2019 CSR | NCSC Court Statistics Project (CSP)   | Federal Judicial Caseload Statistics Report | NCSC CourTools |
| 4590  | Continuance (total rows 4600 - 4700)                           | A hearing/trial set on a calendar and re-calendared to a future date for the same proceedings, at the request of a party or on the court's own motion, before any proceedings take place—i.e., before first evidence is presented. | JBSIS         |                      |   |   |                |
| 4600  | Court's motion   | A hearing/trial set on a calendar and re-calendared to a future date, on the court's own motion, before any proceedings take place.  | JBSIS         |                      |   |   |                |
| 4700  | Party's motion   | A hearing/trial set on a calendar and re-calendared to a future date, on a party's motion, before any proceedings take place. Include stipulated continuances.   | JBSIS         |                      |   |   |                |
| 4800  | Request for Order (RFO)/Motion Issues (total rows 4810 - 4830) | Child custody/visitation, child support, and spousal support issues  | JBSIS         |                      |   |   |                |
| 4810  | Regarding child custody/visitation                             | Report separately according to whether the request is for child custody and/or visitation.   | JBSIS         |                      |   |   |                |
| 4820  | Regarding child support  | Report separately according to whether the request is for child support.   | JBSIS         |                      |   |   |                |
| 4830  | Regarding spousal support                                      | Report separately according to whether the request is for spousal support.   | JBSIS         |                      |   |   |                |
| <b>CASE CHARACTERISTICS (unit of count = case/action)</b> |  |  |               |                      |   |   |                |
| 4900  | Pro per petitioner   | A self-represented petitioner at the time of disposition.  | JBSIS         |                      | Reported by CA, but not approved for state-specific comparison and only used to generate caseloads at the aggregate, national level |   |                |
| 5000  | Pro per respondent   | A self-represented respondent at the time of disposition.  | JBSIS         |                      | Reported by CA, but not approved for state-specific comparison and only used to generate caseloads at the aggregate, national level |   |                |
| 5100  | Appointment of Evid. Code, § 730 expert                        | A family law case in which the court appoints one or more expert witnesses pursuant to Evid. Code, § 730.  | JBSIS         |                      |   |   |                |
| 5200  | Counsel for children   | A family law case in which the court appoints counsel to represent minor children (Fam. Code, § 3150).   | JBSIS         |                      |   |   |                |
| 5300  | Fee waiver requested   | Application for waiver of filing fee submitted pursuant to Gov. Code, § 68634(e).  | JBSIS         |                      |   |   |                |
| 5400  | Fee waiver granted   | Application for waiver of filing fee granted in full or in part by the court.  | JBSIS         |                      |   |   |                |
| 6000  | Paternity filing   | The number of cases within which a judgment on paternity is sought.  | JBSIS         |                      |   |   |                |

|      |                                 |
|------|---------------------------------|
| Key: | Unshaded cell = data expected   |
|      | Shaded cell = data not expected |

| Family Law 06a - Data Matrix |        | 00  | 06          | 07               | 08      | 10                            | 20                                 | 30                        | 40                             | 50                                  | 60                         | 65                              | 70                           | 75                              | 80                               | 90  | 95  | 100        | 110      | 120                                       | 125                                       | 130 |  |
|------------------------------|--------|---|-------------|------------------|---------|-------------------------------|------------------------------------|---------------------------|--------------------------------|-------------------------------------|----------------------------|---------------------------------|------------------------------|---------------------------------|----------------------------------|---|---|------------|----------|---|---|-----|--|
|                              |        | Pre-JBSIS Family Law  | Dissolution | Legal Separation | Nullity | Dissolution w/ Minor Children | Legal Separation w/ Minor Children | Nullity w/ Minor Children | Dissolution w/o Minor Children | Legal Separation w/o Minor Children | Nullity w/o Minor Children | Establish Parental Relationship | Domestic Violence Prevention | DV Prevention w/ Minor Children | DV Prevention w/o Minor Children | Department of Child Support Services (DCSS) | Department of Child Support Services (DCSS) | DCSS—UIFSA | Adoption | Other Family Law Petitions and Complaints | Other Family Law Petitions and Complaints |     |  |
|                              | P      | JBSIS Web Portal Case Type                                      | P           | P                | P       |                               |                                    |                           |                                |                                     |                            | P                               |                              | P                               |                                  |   | P   |            |          |   | P   |     |  |
|                              | 50     | <b>Inventory</b>  |             |                  |         |                               |                                    |                           |                                |                                     |                            |                                 |                              |                                 |                                  |   |   |            |          |   |   |     |  |
| State Report                 | 100    | Beginning pending   |             |                  |         |                               |                                    |                           |                                |                                     |                            |                                 |                              |                                 |                                  |   |   |            |          |   |   |     |  |
| State Report                 | 200    | + Filing  |             |                  |         |                               |                                    |                           |                                |                                     |                            |                                 |                              |                                 |                                  |   |   |            |          |   |   |     |  |
| State Report                 | 300    | + Reopened  |             |                  |         |                               |                                    |                           |                                |                                     |                            |                                 |                              |                                 |                                  |   |   |            |          |   |   |     |  |
| State Report                 | 400    | + Supplemental complaint filed                                  |             |                  |         |                               |                                    |                           |                                |                                     |                            |                                 |                              |                                 |                                  |   |   |            |          |   |   |     |  |
| Remove                       | 450    | + Existing case entered in CMS                                  |             |                  |         |                               |                                    |                           |                                |                                     |                            |                                 |                              |                                 |                                  |   |   |            |          |   |   |     |  |
| Remove                       | 460    | +/- Classification of pre-JBSIS case                            |             |                  |         |                               |                                    |                           |                                |                                     |                            |                                 |                              |                                 |                                  |   |   |            |          |   |   |     |  |
| State Report                 | ▼ 500  | - Disposed (broken down in rows 800 - 2600)                     |             |                  |         |                               |                                    |                           |                                |                                     |                            |                                 |                              |                                 |                                  |   |   |            |          |   |   |     |  |
| State Report                 | 600    | End pending   |             |                  |         |                               |                                    |                           |                                |                                     |                            |                                 |                              |                                 |                                  |   |   |            |          |   |   |     |  |
|                              |        | <b>Disposed Cases, in Ascending Stage and Outcome Hierarchy</b> |             |                  |         |                               |                                    |                           |                                |                                     |                            |                                 |                              |                                 |                                  |   |   |            |          |   |   |     |  |
| State Report                 | 700    | Dispositions (total rows 800, 1800, 2400)                       |             |                  |         |                               |                                    |                           |                                |                                     |                            |                                 |                              |                                 |                                  |   |   |            |          |   |   |     |  |
| State Report                 | 800    | Before Hearing (total rows 850, 1225, 1700)                     |             |                  |         |                               |                                    |                           |                                |                                     |                            |                                 |                              |                                 |                                  |   |   |            |          |   |   |     |  |
| Aggregate Local Management   | ▼ 850  | Dismissal/Transfer (total rows 875, 1050)                       |             |                  |         |                               |                                    |                           |                                |                                     |                            |                                 |                              |                                 |                                  |   |   |            |          |   |   |     |  |
| Aggregate Local Management   | ▼ 875  | Dismissal (total rows 900 - 1000)                               |             |                  |         |                               |                                    |                           |                                |                                     |                            |                                 |                              |                                 |                                  |   |   |            |          |   |   |     |  |
| Local Management             | 900    | Dismissal—Lack of prosecution                                   |             |                  |         |                               |                                    |                           |                                |                                     |                            |                                 |                              |                                 |                                  |   |   |            |          |   |   |     |  |
| Local Management             | 1000   | Other dismissal   |             |                  |         |                               |                                    |                           |                                |                                     |                            |                                 |                              |                                 |                                  |   |   |            |          |   |   |     |  |
| Aggregate Local Management   | ▼ 1050 | Transfer (total rows 1100 - 1200)                               |             |                  |         |                               |                                    |                           |                                |                                     |                            |                                 |                              |                                 |                                  |   |   |            |          |   |   |     |  |
| Local Management             | 1100   | Change of Venue   |             |                  |         |                               |                                    |                           |                                |                                     |                            |                                 |                              |                                 |                                  |   |   |            |          |   |   |     |  |
| Local Management             | 1200   | Consolidated  |             |                  |         |                               |                                    |                           |                                |                                     |                            |                                 |                              |                                 |                                  |   |   |            |          |   |   |     |  |
| Aggregate Local Management   | ▼ 1225 | Judgment (total rows 1250 - 1300)                               |             |                  |         |                               |                                    |                           |                                |                                     |                            |                                 |                              |                                 |                                  |   |   |            |          |   |   |     |  |
| Local Management             | 1250   | Entry of summary dissolution                                    |             |                  |         |                               |                                    |                           |                                |                                     |                            |                                 |                              |                                 |                                  |   |   |            |          |   |   |     |  |
| Local Management             | 1300   | Entry of judgment/order   |             |                  |         |                               |                                    |                           |                                |                                     |                            |                                 |                              |                                 |                                  |   |   |            |          |   |   |     |  |
| Local Management             | 1700   | Administrative disposition                                      |             |                  |         |                               |                                    |                           |                                |                                     |                            |                                 |                              |                                 |                                  |   |   |            |          |   |   |     |  |
| State Report                 | 1800   | After Hearing (total rows 1820 and 1950)                        |             |                  |         |                               |                                    |                           |                                |                                     |                            |                                 |                              |                                 |                                  |   |   |            |          |   |   |     |  |
| Aggregate Local Management   | ▼ 1820 | Dismissal/Transfer (total rows 1840, 1900)                      |             |                  |         |                               |                                    |                           |                                |                                     |                            |                                 |                              |                                 |                                  |   |   |            |          |   |   |     |  |

| Family Law 06a - Data Matrix |        |                                   | 00                         | 06          | 07               | 08      | 10                            | 20                                 | 30                        | 40                             | 50                                  | 60                         | 65                              | 70 | 75                           | 80                              | 90                               | 95  | 100   | 110        | 120      | 125                                       | 130                                       |  |
|------------------------------|--------|-----------------------------------|----------------------------|-------------|------------------|---------|-------------------------------|------------------------------------|---------------------------|--------------------------------|-------------------------------------|----------------------------|---------------------------------|----|------------------------------|---------------------------------|----------------------------------|---|---|------------|----------|---|---|--|
|                              |        |                                   | Pre-JBSIS Family Law       | Dissolution | Legal Separation | Nullity | Dissolution w/ Minor Children | Legal Separation w/ Minor Children | Nullity w/ Minor Children | Dissolution w/o Minor Children | Legal Separation w/o Minor Children | Nullity w/o Minor Children | Establish Parental Relationship |    | Domestic Violence Prevention | DV Prevention w/ Minor Children | DV Prevention w/o Minor Children | Department of Child Support Services (DCSS) | Department of Child Support Services (DCSS) | DCSS—UIFSA | Adoption | Other Family Law Petitions and Complaints | Other Family Law Petitions and Complaints |  |
|                              |        |                                   | P                          | P           | P                | P       |                               |                                    |                           |                                |                                     |                            | P                               |    | P                            |                                 |                                  | P   |   |            |          | P   |   |  |
|                              |        |                                   | JBSIS Web Portal Case Type |             |                  |         |                               |                                    |                           |                                |                                     |                            |                                 |    |                              |                                 |                                  |   |   |            |          |   |   |  |
| Aggregate Local Management   | ▼ 1840 | Transfer (total rows 1850 - 1860) |                            |             |                  |         |                               |                                    |                           |                                |                                     |                            |                                 |    |                              |                                 |                                  |   |   |            |          |   |   |  |
| Local Management             | 1850   | Change of venue                   |                            |             |                  |         |                               |                                    |                           |                                |                                     |                            |                                 |    |                              |                                 |                                  |   |   |            |          |   |   |  |
| Local Management             | 1860   | Consolidated                      |                            |             |                  |         |                               |                                    |                           |                                |                                     |                            |                                 |    |                              |                                 |                                  |   |   |            |          |   |   |  |
| Local Management             | 1900   | Dismissal                         |                            |             |                  |         |                               |                                    |                           |                                |                                     |                            |                                 |    |                              |                                 |                                  |   |   |            |          |   |   |  |
| Aggregate Local Management   | ▼ 1950 | Judgment (total rows 2000 - 2300) |                            |             |                  |         |                               |                                    |                           |                                |                                     |                            |                                 |    |                              |                                 |                                  |   |   |            |          |   |   |  |

| Family Law 06a - Data Matrix |      |   | 00   | 06          | 07               | 08      | 10                            | 20                                 | 30                        | 40                             | 50                                  | 60                         | 65                              | 70                           | 75                              | 80                               | 90  | 95  | 100        | 110      | 120                                       | 125                                       | 130 |  |
|------------------------------|------|---|--|-------------|------------------|---------|-------------------------------|------------------------------------|---------------------------|--------------------------------|-------------------------------------|----------------------------|---------------------------------|------------------------------|---------------------------------|----------------------------------|---|---|------------|----------|---|---|-----|--|
|                              |      |   | Pre-JBSIS Family Law   | Dissolution | Legal Separation | Nullity | Dissolution w/ Minor Children | Legal Separation w/ Minor Children | Nullity w/ Minor Children | Dissolution w/o Minor Children | Legal Separation w/o Minor Children | Nullity w/o Minor Children | Establish Parental Relationship | Domestic Violence Prevention | DV Prevention w/ Minor Children | DV Prevention w/o Minor Children | Department of Child Support Services (DCSS) | Department of Child Support Services (DCSS) | DCSS—UIFSA | Adoption | Other Family Law Petitions and Complaints | Other Family Law Petitions and Complaints |     |  |
|                              |      | P | JBSIS Web Portal Case Type                                       | P           | P                | P       |                               |                                    |                           |                                |                                     |                            | P                               |                              | P                               |                                  |   |   |            |          |   | P   |     |  |
| Local Management             | 2000 |   | Entry of judgment/order  |             |                  |         |                               |                                    |                           |                                |                                     |                            |                                 |                              |                                 |                                  |   |   |            |          |   |   |     |  |
| Local Management             | 2300 |   | Ruling on adoption petition                                      |             |                  |         |                               |                                    |                           |                                |                                     |                            |                                 |                              |                                 |                                  |   |   |            |          |   |   |     |  |
| State Report                 | 2400 |   | After Court Trial (total of rows 2500 - 2600)                    |             |                  |         |                               |                                    |                           |                                |                                     |                            |                                 |                              |                                 |                                  |   |   |            |          |   |   |     |  |
| Local Management             | 2500 |   | Dismissal  |             |                  |         |                               |                                    |                           |                                |                                     |                            |                                 |                              |                                 |                                  |   |   |            |          |   |   |     |  |
| Local Management             | 2600 |   | Entry of judgment/order  |             |                  |         |                               |                                    |                           |                                |                                     |                            |                                 |                              |                                 |                                  |   |   |            |          |   |   |     |  |
|                              |      |   | <b>Hearings</b>  |             |                  |         |                               |                                    |                           |                                |                                     |                            |                                 |                              |                                 |                                  |   |   |            |          |   |   |     |  |
| Local Management             | 2900 |   | Short cause trial  |             |                  |         |                               |                                    |                           |                                |                                     |                            |                                 |                              |                                 |                                  |   |   |            |          |   |   |     |  |
| Local Management             | 3000 |   | Long cause trial   |             |                  |         |                               |                                    |                           |                                |                                     |                            |                                 |                              |                                 |                                  |   |   |            |          |   |   |     |  |
| Local Management             | 3100 |   | Request for Order (RFO)/motions filed (total rows 3110 - 3130)   |             |                  |         |                               |                                    |                           |                                |                                     |                            |                                 |                              |                                 |                                  |   |   |            |          |   |   |     |  |
| Local Management             | 3110 |   | RFO/motion filed—Initial   |             |                  |         |                               |                                    |                           |                                |                                     |                            |                                 |                              |                                 |                                  |   |   |            |          |   |   |     |  |
| Local Management             | 3120 |   | RFO/motion filed—Modification                                    |             |                  |         |                               |                                    |                           |                                |                                     |                            |                                 |                              |                                 |                                  |   |   |            |          |   |   |     |  |
| Local Management             | 3130 |   | RFO/motion filed—Enforcement                                     |             |                  |         |                               |                                    |                           |                                |                                     |                            |                                 |                              |                                 |                                  |   |   |            |          |   |   |     |  |
| Local Management             | 3150 |   | Hearings (total rows 3200, 3300)                                 |             |                  |         |                               |                                    |                           |                                |                                     |                            |                                 |                              |                                 |                                  |   |   |            |          |   |   |     |  |
| Local Management             | 3200 |   | Request for Order (RFO)/motion hearings (total rows 3210 - 3230) |             |                  |         |                               |                                    |                           |                                |                                     |                            |                                 |                              |                                 |                                  |   |   |            |          |   |   |     |  |
| Local Management             | 3210 |   | RFO/motion hearing—Initial                                       |             |                  |         |                               |                                    |                           |                                |                                     |                            |                                 |                              |                                 |                                  |   |   |            |          |   |   |     |  |
| Local Management             | 3220 |   | RFO/motion hearing—Modification                                  |             |                  |         |                               |                                    |                           |                                |                                     |                            |                                 |                              |                                 |                                  |   |   |            |          |   |   |     |  |
| Local Management             | 3230 |   | RFO/motion hearing—Enforcement                                   |             |                  |         |                               |                                    |                           |                                |                                     |                            |                                 |                              |                                 |                                  |   |   |            |          |   |   |     |  |
| Local Management             | 3300 |   | Other hearing  |             |                  |         |                               |                                    |                           |                                |                                     |                            |                                 |                              |                                 |                                  |   |   |            |          |   |   |     |  |
|                              |      |   | <b>Events</b>  |             |                  |         |                               |                                    |                           |                                |                                     |                            |                                 |                              |                                 |                                  |   |   |            |          |   |   |     |  |
| Local Management             | 3700 |   | Status-only judgment   |             |                  |         |                               |                                    |                           |                                |                                     |                            |                                 |                              |                                 |                                  |   |   |            |          |   |   |     |  |
| Local Management             | 3800 |   | Ex parte filed   |             |                  |         |                               |                                    |                           |                                |                                     |                            |                                 |                              |                                 |                                  |   |   |            |          |   |   |     |  |
| Local Management             | 3900 |   | Request to enter default filed                                   |             |                  |         |                               |                                    |                           |                                |                                     |                            |                                 |                              |                                 |                                  |   |   |            |          |   |   |     |  |
| Local Management             | 4000 |   | Declaration for default filed                                    |             |                  |         |                               |                                    |                           |                                |                                     |                            |                                 |                              |                                 |                                  |   |   |            |          |   |   |     |  |
| Local Management             | 4100 |   | Case management/pretrial conference                              |             |                  |         |                               |                                    |                           |                                |                                     |                            |                                 |                              |                                 |                                  |   |   |            |          |   |   |     |  |
| Local Management             | 4200 |   | Settlement conference  |             |                  |         |                               |                                    |                           |                                |                                     |                            |                                 |                              |                                 |                                  |   |   |            |          |   |   |     |  |
| Local Management             | 4300 |   | Referral to FCS mediation  |             |                  |         |                               |                                    |                           |                                |                                     |                            |                                 |                              |                                 |                                  |   |   |            |          |   |   |     |  |
| Local Management             | 4400 |   | Referral to other ADR  |             |                  |         |                               |                                    |                           |                                |                                     |                            |                                 |                              |                                 |                                  |   |   |            |          |   |   |     |  |
| Local Management             | 4500 |   | Review   |             |                  |         |                               |                                    |                           |                                |                                     |                            |                                 |                              |                                 |                                  |   |   |            |          |   |   |     |  |
| Local Management             | 4550 |   | Subsequent fee waiver requested                                  |             |                  |         |                               |                                    |                           |                                |                                     |                            |                                 |                              |                                 |                                  |   |   |            |          |   |   |     |  |
| Local Management             | 4560 |   | Subsequent fee waiver granted                                    |             |                  |         |                               |                                    |                           |                                |                                     |                            |                                 |                              |                                 |                                  |   |   |            |          |   |   |     |  |

| Family Law 06a - Data Matrix                              |      |  | 00                         | 06          | 07               | 08      | 10                            | 20                                 | 30                        | 40                             | 50                                  | 60                         | 65                              | 70                           | 75                              | 80                               | 90  | 95  | 100        | 110      | 120                                       | 125                                       | 130 |  |
|---|------|--|----------------------------|-------------|------------------|---------|-------------------------------|------------------------------------|---------------------------|--------------------------------|-------------------------------------|----------------------------|---------------------------------|------------------------------|---------------------------------|----------------------------------|---|---|------------|----------|---|---|-----|--|
|   |      |  | Pre-JBSIS Family Law       | Dissolution | Legal Separation | Nullity | Dissolution w/ Minor Children | Legal Separation w/ Minor Children | Nullity w/ Minor Children | Dissolution w/o Minor Children | Legal Separation w/o Minor Children | Nullity w/o Minor Children | Establish Parental Relationship | Domestic Violence Prevention | DV Prevention w/ Minor Children | DV Prevention w/o Minor Children | Department of Child Support Services (DCSS) | Department of Child Support Services (DCSS) | DCSS—UIFSA | Adoption | Other Family Law Petitions and Complaints | Other Family Law Petitions and Complaints |     |  |
|   |      | P  | JBSIS Web Portal Case Type | P           | P                | P       |                               |                                    |                           |                                |                                     |                            | P                               |                              | P                               |                                  |   |   |            |          |   | P   |     |  |
| Local Management  | 4590 | Continuance (total rows 4600 - 4700)                           |                            |             |                  |         |                               |                                    |                           |                                |                                     |                            |                                 |                              |                                 |                                  |   |   |            |          |   |   |     |  |
| Local Management  | 4600 | Court's motion   |                            |             |                  |         |                               |                                    |                           |                                |                                     |                            |                                 |                              |                                 |                                  |   |   |            |          |   |   |     |  |
| Local Management  | 4700 | Party's motion   |                            |             |                  |         |                               |                                    |                           |                                |                                     |                            |                                 |                              |                                 |                                  |   |   |            |          |   |   |     |  |
| Local Management  | 4800 | Request for Order (RFO)/Motion Issues (total rows 4810 - 4830) |                            |             |                  |         |                               |                                    |                           |                                |                                     |                            |                                 |                              |                                 |                                  |   |   |            |          |   |   |     |  |
| Local Management  | 4810 | Regarding child custody/visitation                             |                            |             |                  |         |                               |                                    |                           |                                |                                     |                            |                                 |                              |                                 |                                  |   |   |            |          |   |   |     |  |
| Local Management  | 4820 | Regarding child support  |                            |             |                  |         |                               |                                    |                           |                                |                                     |                            |                                 |                              |                                 |                                  |   |   |            |          |   |   |     |  |
| Local Management  | 4830 | Regarding spousal support                                      |                            |             |                  |         |                               |                                    |                           |                                |                                     |                            |                                 |                              |                                 |                                  |   |   |            |          |   |   |     |  |
| <b>CASE CHARACTERISTICS (unit of count = case/action)</b> |      |  |                            |             |                  |         |                               |                                    |                           |                                |                                     |                            |                                 |                              |                                 |                                  |   |   |            |          |   |   |     |  |
| Branch Narrative  | 4900 | Pro per petitioner   |                            |             |                  |         |                               |                                    |                           |                                |                                     |                            |                                 |                              |                                 |                                  |   |   |            |          |   |   |     |  |
| Branch Narrative  | 5000 | Pro per respondent   |                            |             |                  |         |                               |                                    |                           |                                |                                     |                            |                                 |                              |                                 |                                  |   |   |            |          |   |   |     |  |
| Local Management  | 5100 | Appointment of Evid. Code, § 730 expert                        |                            |             |                  |         |                               |                                    |                           |                                |                                     |                            |                                 |                              |                                 |                                  |   |   |            |          |   |   |     |  |
| Local Management  | 5200 | Counsel for children   |                            |             |                  |         |                               |                                    |                           |                                |                                     |                            |                                 |                              |                                 |                                  |   |   |            |          |   |   |     |  |
| Branch Narrative  | 5300 | Fee waiver requested   |                            |             |                  |         |                               |                                    |                           |                                |                                     |                            |                                 |                              |                                 |                                  |   |   |            |          |   |   |     |  |
| Branch Narrative  | 5400 | Fee waiver granted   |                            |             |                  |         |                               |                                    |                           |                                |                                     |                            |                                 |                              |                                 |                                  |   |   |            |          |   |   |     |  |
| Local Management  | 6000 | Paternity filing   |                            |             |                  |         |                               |                                    |                           |                                |                                     |                            |                                 |                              |                                 |                                  |   |   |            |          |   |   |     |  |

Key: 

|  |                                 |
|--|---------------------------------|
|  | Unshaded cell = data expected   |
|  | Shaded cell = data not expected |

| <b>Family Law 06a - Data Matrix</b>                                       |   | 06          | 07               | 08      | 10                            | 20                                 | 30                        | 40                             | 50                                  | 60                         | 65                              | 70                           | 75                              | 80                               | 90  | 95  | 100        | 110      | 120                                       | 125                                       | 130 |  |
|---|---|-------------|------------------|---------|-------------------------------|------------------------------------|---------------------------|--------------------------------|-------------------------------------|----------------------------|---------------------------------|------------------------------|---------------------------------|----------------------------------|---|---|------------|----------|---|---|-----|--|
|   |   | Dissolution | Legal Separation | Nullity | Dissolution w/ Minor Children | Legal Separation w/ Minor Children | Nullity w/ Minor Children | Dissolution w/o Minor Children | Legal Separation w/o Minor Children | Nullity w/o Minor Children | Establish Parental Relationship | Domestic Violence Prevention | DV Prevention w/ Minor Children | DV Prevention w/o Minor Children | Department of Child Support Services (DCSS) | Department of Child Support Services (DCSS) | DCSS—JIFSA | Adoption | Other Family Law Petitions and Complaints | Other Family Law Petitions and Complaints |     |  |
|   | P   JBSIS Web Portal Case Type              | P           | P                | P       |                               |                                    |                           |                                |                                     |                            | P                               |                              | P                               |                                  | P   |   |            |          |   | P   |     |  |
| <b>CASELOAD/CASEFLOW (unit of count = case)</b>                           |   |             |                  |         |                               |                                    |                           |                                |                                     |                            |                                 |                              |                                 |                                  |   |   |            |          |   |   |     |  |
| 50  | <b>Inventory</b>                            |             |                  |         |                               |                                    |                           |                                |                                     |                            |                                 |                              |                                 |                                  |   |   |            |          |   |   |     |  |
| 100   | Beginning pending                           |             |                  |         |                               |                                    |                           |                                |                                     |                            |                                 |                              |                                 |                                  |   |   |            |          |   |   |     |  |
| 200   | + Filing                                    |             |                  |         |                               |                                    |                           |                                |                                     |                            |                                 |                              |                                 |                                  |   |   |            |          |   |   |     |  |
| 300   | + Reopened                                  |             |                  |         |                               |                                    |                           |                                |                                     |                            |                                 |                              |                                 |                                  |   |   |            |          |   |   |     |  |
| 400   | + Supplemental complaint filed              |             |                  |         |                               |                                    |                           |                                |                                     |                            |                                 |                              |                                 |                                  |   |   |            |          |   |   |     |  |
| ▼ 500   | - Disposed (broken down in rows 800 - 2600) |             |                  |         |                               |                                    |                           |                                |                                     |                            |                                 |                              |                                 |                                  |   |   |            |          |   |   |     |  |
| 600   | End pending                                 |             |                  |         |                               |                                    |                           |                                |                                     |                            |                                 |                              |                                 |                                  |   |   |            |          |   |   |     |  |
| <b>Disposed Cases, in Ascending Stage and Outcome Hierarchy</b>           |   |             |                  |         |                               |                                    |                           |                                |                                     |                            |                                 |                              |                                 |                                  |   |   |            |          |   |   |     |  |
| 700   | Total Dispositions                          |             |                  |         |                               |                                    |                           |                                |                                     |                            |                                 |                              |                                 |                                  |   |   |            |          |   |   |     |  |
| 800   | Disposition Before Hearing                  |             |                  |         |                               |                                    |                           |                                |                                     |                            |                                 |                              |                                 |                                  |   |   |            |          |   |   |     |  |
| 1800  | Disposition After Hearing                   |             |                  |         |                               |                                    |                           |                                |                                     |                            |                                 |                              |                                 |                                  |   |   |            |          |   |   |     |  |
| 2400  | Disposition After Court Trial               |             |                  |         |                               |                                    |                           |                                |                                     |                            |                                 |                              |                                 |                                  |   |   |            |          |   |   |     |  |
| <b>Case Aging</b>   |   |             |                  |         |                               |                                    |                           |                                |                                     |                            |                                 |                              |                                 |                                  |   |   |            |          |   |   |     |  |
| <b>Age of Disposed Cases (Family Dissolution/Parental Responsibility)</b> |   |             |                  |         |                               |                                    |                           |                                |                                     |                            |                                 |                              |                                 |                                  |   |   |            |          |   |   |     |  |
|   | 0-120 days                                  |             |                  |         |                               |                                    |                           |                                |                                     |                            |                                 |                              |                                 |                                  |   |   |            |          |   |   |     |  |
|   | 121-180 days                                |             |                  |         |                               |                                    |                           |                                |                                     |                            |                                 |                              |                                 |                                  |   |   |            |          |   |   |     |  |
|   | 181-365 days                                |             |                  |         |                               |                                    |                           |                                |                                     |                            |                                 |                              |                                 |                                  |   |   |            |          |   |   |     |  |
|   | GE 365 days                                 |             |                  |         |                               |                                    |                           |                                |                                     |                            |                                 |                              |                                 |                                  |   |   |            |          |   |   |     |  |
| <b>Age of Disposed Cases (Domestic Violence)</b>                          |   |             |                  |         |                               |                                    |                           |                                |                                     |                            |                                 |                              |                                 |                                  |   |   |            |          |   |   |     |  |
|   | 0-10 days                                   |             |                  |         |                               |                                    |                           |                                |                                     |                            |                                 |                              |                                 |                                  |   |   |            |          |   |   |     |  |
|   | 11-30 days                                  |             |                  |         |                               |                                    |                           |                                |                                     |                            |                                 |                              |                                 |                                  |   |   |            |          |   |   |     |  |
|   | GE 30 days                                  |             |                  |         |                               |                                    |                           |                                |                                     |                            |                                 |                              |                                 |                                  |   |   |            |          |   |   |     |  |

|      |                                 |
|------|---------------------------------|
| Key: | Unshaded cell = data expected   |
|      | Shaded cell = data not expected |

| Family Law 6A   |   |   |                  |  |
|---|---|---|------------------|--|
| Row #   | Data Element                                  | Definition  | Reportable by    | Included in 2019 CSR   |
| 50  | <b>Inventory</b>                              |   |                  |  |
| 100   | Beginning pending                             | The number of cases awaiting disposition in a court before the first day of a reporting period.   | JBSIS            |  |
| 200   | + Filing                                      | The beginning of a court case by formal submission of an initial petition or complaint or by the transfer-in of a case from another jurisdiction.   | Portal and JBSIS | Table 11a<br>Table 11c<br>Table 11d  |
| 300   | + Reopened                                    | A case that was previously reported as disposed but is resubmitted to a court.  | Portal and JBSIS |  |
| 400   | + Supplemental complaint filed                | The filing of a supplemental complaint by DCSS (form FL-600) regarding parental obligations (Fam. Code, § 2330.1).  | JBSIS            |  |
| ▼ 500   | - Disposed (broken down in rows 800 - 2600)   | The disposition of a case pending before the court.   | Portal and JBSIS | Table 11b<br>Table 11c   |
| 600   | End pending                                   | The number of cases awaiting disposition in a court on the last day of a reporting period.  | JBSIS            |  |
| <b>Disposed Cases, in Ascending Stage and Outcome Hierarchy</b> |   |   |                  |  |
| 700   | Dispositions (total rows 800, 1800, 2400)     | The disposition of a case pending before the court.   | Portal and JBSIS | Table 11b<br>Table 11c   |
| 800   | Before Hearing (total rows 850, 1225, 1700)   | Disposition occurs without a court appearance or before the introduction of first evidence. First evidence is when one or more parties or counsel appear and oral arguments, presentations relevant to the proceedings, witness testimony, and/or documents or tangible objects are submitted to the court. | Portal and JBSIS | Table 11c and 11d would not be able to show dismissal for lack of prosecution before hearing. Instead, it would only show method of disposition by before hearing, after hearing, and after court trial. |
| 1800  | After Hearing (total rows 1820 and 1950)      | A disposition that occurs after the introduction of first evidence at a hearing.  | Portal and JBSIS | Table 11c<br>Table 11d   |
| 2400  | After Court Trial (total of rows 2500 - 2600) | A disposition occurs after the introduction of first evidence at a trial in which the judicial officer determines both the issues of fact and law in a case.  | Portal and JBSIS | Table 11c<br>Table 11d   |

|      |                                 |
|------|---------------------------------|
| Key: | Unshaded cell = data expected   |
|      | Shaded cell = data not expected |

|                    |                            | Beginning Pending           |          |
|--------------------|----------------------------|-----------------------------|----------|
|                    |                            | Active                      | Inactive |
|                    |                            | Total Beginning Pending     |          |
| CA 2018 CSP        | Row 100- Beginning Pending | No matching data definition | ---      |
| Draft State Report | Beginning Pending          | No matching data definition | ---      |

|                    |                     | End Pending                 |          |
|--------------------|---------------------|-----------------------------|----------|
|                    |                     | Active                      | Inactive |
|                    |                     | Total End Pending           |          |
| CA 2018 CSP        | Row 800-End Pending | No matching data definition | ---      |
| Draft State Report | End Pending         | No matching data definition | ---      |

|                    |   | Case Characteristics        |                             |
|--------------------|---|-----------------------------|-----------------------------|
|                    |   | Case with SRL               | Case with Interpreters      |
| CA 2018 CSP        | Row 4900 (Pro Per Petitioner) and Row 5000 (Pro Per Respondent) | No matching data definition | No matching data definition |
| Draft State Report | No matching data definition                                     | No matching data definition | No matching data definition |

|                    |                             | Set for Review              |
|--------------------|-----------------------------|-----------------------------|
| CA 2018 CSP        | No matching data definition | No matching data definition |
| Draft State Report | No matching data definition | No matching data definition |

|                    |                     | Incoming Cases    |                             |             |
|--------------------|---------------------|-------------------|-----------------------------|-------------|
|                    |                     | New Filing        | Reopened                    | Reactivated |
|                    |                     | Total Incoming    |                             |             |
| CA 2018 CSP        | Row 200- New Filing | Row 300- Reopened | No matching data definition | ---         |
| Draft State Report | New Filing          | Reopened          | No matching data definition | ---         |

|                    |                           | Outgoing Cases              |                             |                           |
|--------------------|---------------------------|-----------------------------|-----------------------------|---------------------------|
|                    |                           | Entry of Judgment           | Reopened Disposition        | Placed on Inactive Status |
|                    |                           | Total Outgoing              |                             |                           |
| CA 2018 CSP        | Row 500-Total Disposition | No matching data definition | No matching data definition | ---                       |
| Draft State Report | Total Disposition         | No matching data definition | No matching data definition | ---                       |

|                    |                             | Manner of Disposition |   |                       |
|--------------------|-----------------------------|-----------------------|---|-----------------------|
|                    |                             | Jury Trial            | Bench/Non Jury Trial  | Non-Trial Disposition |
|                    |                             | Total Disposition     |   |                       |
| CA 2018 CSP        | No matching data definition | Row 2400-Court Trial  | Row 800 (Before Hearing Disposition) and Row 1800 (After Hearing Disposition) | ---                   |
| Draft State Report | No matching data definition | Court Trial           | Before Hearing Disposition and After Hearing Disposition                      | ---                   |



| Family Law 06a - Data Matrix                              |                       | 06                         | 07               | 08      | 10                            | 20                                 | 30                        | 40                             | 50                                  | 60                         | 65                              | 70                           | 75                              | 80                               | 90  | 95  | 100        | 110      | 120                                       | 125                                       | 130 |
|---|-----------------------|----------------------------|------------------|---------|-------------------------------|------------------------------------|---------------------------|--------------------------------|-------------------------------------|----------------------------|---------------------------------|------------------------------|---------------------------------|----------------------------------|---|---|------------|----------|---|---|-----|
|   |                       | Dissolution                | Legal Separation | Nullity | Dissolution w/ Minor Children | Legal Separation w/ Minor Children | Nullity w/ Minor Children | Dissolution w/o Minor Children | Legal Separation w/o Minor Children | Nullity w/o Minor Children | Establish Parental Relationship | Domestic Violence Prevention | DV Prevention w/ Minor Children | DV Prevention w/o Minor Children | Department of Child Support Services (DCSS) | Department of Child Support Services (DCSS) | DCSS—UJFSA | Adoption | Other Family Law Petitions and Complaints | Other Family Law Petitions and Complaints |     |
|   | P                     | JBSIS Web Portal Case Type | P                | P       | P                             |                                    |                           |                                |                                     |                            | P                               |                              | P                               |                                  |   | P   |            |          |   | P   |     |
| <b>CASE CHARACTERISTICS (unit of count = case/action)</b> |                       |                            |                  |         |                               |                                    |                           |                                |                                     |                            |                                 |                              |                                 |                                  |   |   |            |          |   |   |     |
| 4900  | Pro per petitioner    |                            |                  |         |                               |                                    |                           |                                |                                     |                            |                                 |                              |                                 |                                  |   |   |            |          |   |   |     |
| 5000  | Pro per respondent    |                            |                  |         |                               |                                    |                           |                                |                                     |                            |                                 |                              |                                 |                                  |   |   |            |          |   |   |     |
| 5300  | Fee waiver requested  |                            |                  |         |                               |                                    |                           |                                |                                     |                            |                                 |                              |                                 |                                  |   |   |            |          |   |   |     |
| 5400  | Fee waiver granted    |                            |                  |         |                               |                                    |                           |                                |                                     |                            |                                 |                              |                                 |                                  |   |   |            |          |   |   |     |
|   | Case with interpreter |                            |                  |         |                               |                                    |                           |                                |                                     |                            |                                 |                              |                                 |                                  |   |   |            |          |   |   |     |

|      |                                 |
|------|---------------------------------|
| Key: | Unshaded cell = data expected   |
|      | Shaded cell = data not expected |

| <b>Family Law 06a - Data Matrix</b>                             |  | 06                         | 07               | 08      | 10                            | 20                                 | 30                        | 40                             | 50                                  | 60                         | 65                              | 70                           | 75                              | 80                               | 90  | 95  | 100        | 110      | 120                                       | 125                                       | 130 |
|---|--|----------------------------|------------------|---------|-------------------------------|------------------------------------|---------------------------|--------------------------------|-------------------------------------|----------------------------|---------------------------------|------------------------------|---------------------------------|----------------------------------|---|---|------------|----------|---|---|-----|
|   |  | Dissolution                | Legal Separation | Nullity | Dissolution w/ Minor Children | Legal Separation w/ Minor Children | Nullity w/ Minor Children | Dissolution w/o Minor Children | Legal Separation w/o Minor Children | Nullity w/o Minor Children | Establish Parental Relationship | Domestic Violence Prevention | DV Prevention w/ Minor Children | DV Prevention w/o Minor Children | Department of Child Support Services (DCSS) | Department of Child Support Services (DCSS) | DCSS—JIFSA | Adoption | Other Family Law Petitions and Complaints | Other Family Law Petitions and Complaints |     |
|   | P  | JBSIS Web Portal Case Type | P                | P       |                               |                                    |                           |                                |                                     |                            | P                               |                              | P                               |                                  |   | P   |            |          |   | P   |     |
| <b>CASELOAD/CASEFLOW (unit of count = case)</b>                 |  |                            |                  |         |                               |                                    |                           |                                |                                     |                            |                                 |                              |                                 |                                  |   |   |            |          |   |   |     |
| <b>Disposed Cases, in Ascending Stage and Outcome Hierarchy</b> |  |                            |                  |         |                               |                                    |                           |                                |                                     |                            |                                 |                              |                                 |                                  |   |   |            |          |   |   |     |
| ▼ 850   | Before Hearing Dismissal/Transfer (total rows 875, 1050) |                            |                  |         |                               |                                    |                           |                                |                                     |                            |                                 |                              |                                 |                                  |   |   |            |          |   |   |     |
| ▼ 875   | Before Hearing Dismissal (total rows 900 - 1000)         |                            |                  |         |                               |                                    |                           |                                |                                     |                            |                                 |                              |                                 |                                  |   |   |            |          |   |   |     |
| 900   | Before Hearing Dismissal—Lack of prosecution             |                            |                  |         |                               |                                    |                           |                                |                                     |                            |                                 |                              |                                 |                                  |   |   |            |          |   |   |     |
| 1000  | Before Hearing Other dismissal                           |                            |                  |         |                               |                                    |                           |                                |                                     |                            |                                 |                              |                                 |                                  |   |   |            |          |   |   |     |
| ▼ 1050  | Before Hearing Transfer (total rows 1100 - 1200)         |                            |                  |         |                               |                                    |                           |                                |                                     |                            |                                 |                              |                                 |                                  |   |   |            |          |   |   |     |
| 1100  | Before Hearing Change of Venue                           |                            |                  |         |                               |                                    |                           |                                |                                     |                            |                                 |                              |                                 |                                  |   |   |            |          |   |   |     |
| 1200  | Before Hearing Consolidated                              |                            |                  |         |                               |                                    |                           |                                |                                     |                            |                                 |                              |                                 |                                  |   |   |            |          |   |   |     |
| ▼ 1225  | Before Hearing Judgment (total rows 1250 - 1300)         |                            |                  |         |                               |                                    |                           |                                |                                     |                            |                                 |                              |                                 |                                  |   |   |            |          |   |   |     |
| 1250  | Before Hearing Entry of summary dissolution              |                            |                  |         |                               |                                    |                           |                                |                                     |                            |                                 |                              |                                 |                                  |   |   |            |          |   |   |     |
| 1300  | Before Hearing Entry of judgment/order                   |                            |                  |         |                               |                                    |                           |                                |                                     |                            |                                 |                              |                                 |                                  |   |   |            |          |   |   |     |
| 1700  | Before Hearing Administrative disposition                |                            |                  |         |                               |                                    |                           |                                |                                     |                            |                                 |                              |                                 |                                  |   |   |            |          |   |   |     |
| ▼ 1820  | After Hearing Dismissal/Transfer (total rows 1840, 1900) |                            |                  |         |                               |                                    |                           |                                |                                     |                            |                                 |                              |                                 |                                  |   |   |            |          |   |   |     |
| ▼ 1840  | After Hearing Transfer (total rows 1850 - 1860)          |                            |                  |         |                               |                                    |                           |                                |                                     |                            |                                 |                              |                                 |                                  |   |   |            |          |   |   |     |
| 1850  | After Hearing Change of venue                            |                            |                  |         |                               |                                    |                           |                                |                                     |                            |                                 |                              |                                 |                                  |   |   |            |          |   |   |     |
| 1860  | After Hearing Consolidated                               |                            |                  |         |                               |                                    |                           |                                |                                     |                            |                                 |                              |                                 |                                  |   |   |            |          |   |   |     |
| 1900  | After Hearing Dismissal                                  |                            |                  |         |                               |                                    |                           |                                |                                     |                            |                                 |                              |                                 |                                  |   |   |            |          |   |   |     |
| ▼ 1950  | After Hearing Judgment (total rows 2000 - 2300)          |                            |                  |         |                               |                                    |                           |                                |                                     |                            |                                 |                              |                                 |                                  |   |   |            |          |   |   |     |

| <b>Family Law 06a - Data Matrix</b>      |   | 06   | 07               | 08      | 10                            | 20                                 | 30                        | 40                             | 50                                  | 60                         | 65                              | 70                           | 75                              | 80                               | 90  | 95  | 100        | 110      | 120                                       | 125                                       | 130 |
|--|---|--|------------------|---------|-------------------------------|------------------------------------|---------------------------|--------------------------------|-------------------------------------|----------------------------|---------------------------------|------------------------------|---------------------------------|----------------------------------|---|---|------------|----------|---|---|-----|
|  |   | Dissolution  | Legal Separation | Nullity | Dissolution w/ Minor Children | Legal Separation w/ Minor Children | Nullity w/ Minor Children | Dissolution w/o Minor Children | Legal Separation w/o Minor Children | Nullity w/o Minor Children | Establish Parental Relationship | Domestic Violence Prevention | DV Prevention w/ Minor Children | DV Prevention w/o Minor Children | Department of Child Support Services (DCSS) | Department of Child Support Services (DCSS) | DCSS—JIFSA | Adoption | Other Family Law Petitions and Complaints | Other Family Law Petitions and Complaints |     |
|  | P | JBSIS Web Portal Case Type                                       | P                | P       | P                             |                                    |                           |                                |                                     |                            | P                               |                              | P                               |                                  | P   |   |            |          |   | P   |     |
| 2000                                     |   | After Hearing Entry of judgment/order                            |                  |         |                               |                                    |                           |                                |                                     |                            |                                 |                              |                                 |                                  |   |   |            |          |   |   |     |
| 2300                                     |   | After Hearing Ruling on adoption petition                        |                  |         |                               |                                    |                           |                                |                                     |                            |                                 |                              |                                 |                                  |   |   |            |          |   |   |     |
| 2500                                     |   | After Court Trial Dismissal                                      |                  |         |                               |                                    |                           |                                |                                     |                            |                                 |                              |                                 |                                  |   |   |            |          |   |   |     |
| 2600                                     |   | After Court Trial Entry of judgment/order                        |                  |         |                               |                                    |                           |                                |                                     |                            |                                 |                              |                                 |                                  |   |   |            |          |   |   |     |
| <b>WORKLOAD (unit of count = action)</b> |   |  |                  |         |                               |                                    |                           |                                |                                     |                            |                                 |                              |                                 |                                  |   |   |            |          |   |   |     |
| <b>Hearings</b>                          |   |  |                  |         |                               |                                    |                           |                                |                                     |                            |                                 |                              |                                 |                                  |   |   |            |          |   |   |     |
| 2900                                     |   | Short cause trial  |                  |         |                               |                                    |                           |                                |                                     |                            |                                 |                              |                                 |                                  |   |   |            |          |   |   |     |
| 3000                                     |   | Long cause trial   |                  |         |                               |                                    |                           |                                |                                     |                            |                                 |                              |                                 |                                  |   |   |            |          |   |   |     |
| 3100                                     |   | Request for Order (RFO)/motions filed (total rows 3110 - 3130)   |                  |         |                               |                                    |                           |                                |                                     |                            |                                 |                              |                                 |                                  |   |   |            |          |   |   |     |
| 3110                                     |   | RFO/motion filed—Initial   |                  |         |                               |                                    |                           |                                |                                     |                            |                                 |                              |                                 |                                  |   |   |            |          |   |   |     |
| 3120                                     |   | RFO/motion filed—Modification                                    |                  |         |                               |                                    |                           |                                |                                     |                            |                                 |                              |                                 |                                  |   |   |            |          |   |   |     |
| 3130                                     |   | RFO/motion filed—Enforcement                                     |                  |         |                               |                                    |                           |                                |                                     |                            |                                 |                              |                                 |                                  |   |   |            |          |   |   |     |
| 3150                                     |   | Hearings (total rows 3200, 3300)                                 |                  |         |                               |                                    |                           |                                |                                     |                            |                                 |                              |                                 |                                  |   |   |            |          |   |   |     |
| 3200                                     |   | Request for Order (RFO)/motion hearings (total rows 3210 - 3230) |                  |         |                               |                                    |                           |                                |                                     |                            |                                 |                              |                                 |                                  |   |   |            |          |   |   |     |
| 3210                                     |   | RFO/motion hearing—Initial                                       |                  |         |                               |                                    |                           |                                |                                     |                            |                                 |                              |                                 |                                  |   |   |            |          |   |   |     |
| 3220                                     |   | RFO/motion hearing—Modification                                  |                  |         |                               |                                    |                           |                                |                                     |                            |                                 |                              |                                 |                                  |   |   |            |          |   |   |     |
| 3230                                     |   | RFO/motion hearing—Enforcement                                   |                  |         |                               |                                    |                           |                                |                                     |                            |                                 |                              |                                 |                                  |   |   |            |          |   |   |     |
| 3300                                     |   | Other hearing  |                  |         |                               |                                    |                           |                                |                                     |                            |                                 |                              |                                 |                                  |   |   |            |          |   |   |     |
| 3600                                     |   | <b>Events</b>  |                  |         |                               |                                    |                           |                                |                                     |                            |                                 |                              |                                 |                                  |   |   |            |          |   |   |     |
| 3700                                     |   | Status-only judgment   |                  |         |                               |                                    |                           |                                |                                     |                            |                                 |                              |                                 |                                  |   |   |            |          |   |   |     |
| 3800                                     |   | Ex parte filed   |                  |         |                               |                                    |                           |                                |                                     |                            |                                 |                              |                                 |                                  |   |   |            |          |   |   |     |
| 3900                                     |   | Request to enter default filed                                   |                  |         |                               |                                    |                           |                                |                                     |                            |                                 |                              |                                 |                                  |   |   |            |          |   |   |     |
| 4000                                     |   | Declaration for default filed                                    |                  |         |                               |                                    |                           |                                |                                     |                            |                                 |                              |                                 |                                  |   |   |            |          |   |   |     |
| 4100                                     |   | Case management/pretrial conference                              |                  |         |                               |                                    |                           |                                |                                     |                            |                                 |                              |                                 |                                  |   |   |            |          |   |   |     |
| 4200                                     |   | Settlement conference  |                  |         |                               |                                    |                           |                                |                                     |                            |                                 |                              |                                 |                                  |   |   |            |          |   |   |     |
| 4300                                     |   | Referral to FCS mediation  |                  |         |                               |                                    |                           |                                |                                     |                            |                                 |                              |                                 |                                  |   |   |            |          |   |   |     |
| 4400                                     |   | Referral to other ADR  |                  |         |                               |                                    |                           |                                |                                     |                            |                                 |                              |                                 |                                  |   |   |            |          |   |   |     |
| 4500                                     |   | Review   |                  |         |                               |                                    |                           |                                |                                     |                            |                                 |                              |                                 |                                  |   |   |            |          |   |   |     |
| 4550                                     |   | Subsequent fee waiver requested                                  |                  |         |                               |                                    |                           |                                |                                     |                            |                                 |                              |                                 |                                  |   |   |            |          |   |   |     |
| 4560                                     |   | Subsequent fee waiver granted                                    |                  |         |                               |                                    |                           |                                |                                     |                            |                                 |                              |                                 |                                  |   |   |            |          |   |   |     |

| <b>Family Law 06a - Data Matrix</b>                                      |  | 06          | 07               | 08      | 10                            | 20                                 | 30                        | 40                             | 50                                  | 60                         | 65                              | 70                           | 75                              | 80                               | 90  | 95  | 100        | 110      | 120                                       | 125                                       | 130 |
|--|--|-------------|------------------|---------|-------------------------------|------------------------------------|---------------------------|--------------------------------|-------------------------------------|----------------------------|---------------------------------|------------------------------|---------------------------------|----------------------------------|---|---|------------|----------|---|---|-----|
|  |  | Dissolution | Legal Separation | Nullity | Dissolution w/ Minor Children | Legal Separation w/ Minor Children | Nullity w/ Minor Children | Dissolution w/o Minor Children | Legal Separation w/o Minor Children | Nullity w/o Minor Children | Establish Parental Relationship | Domestic Violence Prevention | DV Prevention w/ Minor Children | DV Prevention w/o Minor Children | Department of Child Support Services (DCSS) | Department of Child Support Services (DCSS) | DCSS—JIFSA | Adoption | Other Family Law Petitions and Complaints | Other Family Law Petitions and Complaints |     |
|  | P JBSIS Web Portal Case Type                                   | P           | P                | P       |                               |                                    |                           |                                |                                     |                            | P                               |                              | P                               |                                  | P   |   |            |          |   | P   |     |
| 4590   | Continuance (total rows 4600 - 4700)                           |             |                  |         |                               |                                    |                           |                                |                                     |                            |                                 |                              |                                 |                                  |   |   |            |          |   |   |     |
| 4600   | Court's motion   |             |                  |         |                               |                                    |                           |                                |                                     |                            |                                 |                              |                                 |                                  |   |   |            |          |   |   |     |
| 4700   | Party's motion   |             |                  |         |                               |                                    |                           |                                |                                     |                            |                                 |                              |                                 |                                  |   |   |            |          |   |   |     |
| 4800   | Request for Order (RFO)/Motion Issues (total rows 4810 - 4830) |             |                  |         |                               |                                    |                           |                                |                                     |                            |                                 |                              |                                 |                                  |   |   |            |          |   |   |     |
| 4810   | Regarding child custody/visitation                             |             |                  |         |                               |                                    |                           |                                |                                     |                            |                                 |                              |                                 |                                  |   |   |            |          |   |   |     |
| 4820   | Regarding child support  |             |                  |         |                               |                                    |                           |                                |                                     |                            |                                 |                              |                                 |                                  |   |   |            |          |   |   |     |
| 4830   | Regarding spousal support                                      |             |                  |         |                               |                                    |                           |                                |                                     |                            |                                 |                              |                                 |                                  |   |   |            |          |   |   |     |
| <b>CASE CHARACTERISTICS (unit of count = case/action)</b>                |  |             |                  |         |                               |                                    |                           |                                |                                     |                            |                                 |                              |                                 |                                  |   |   |            |          |   |   |     |
| 5100   | Appointment of Evid. Code, § 730 expert                        |             |                  |         |                               |                                    |                           |                                |                                     |                            |                                 |                              |                                 |                                  |   |   |            |          |   |   |     |
| 5200   | Counsel for children   |             |                  |         |                               |                                    |                           |                                |                                     |                            |                                 |                              |                                 |                                  |   |   |            |          |   |   |     |
| 6000   | Paternity filing   |             |                  |         |                               |                                    |                           |                                |                                     |                            |                                 |                              |                                 |                                  |   |   |            |          |   |   |     |
| <b>Case Aging</b>  |  |             |                  |         |                               |                                    |                           |                                |                                     |                            |                                 |                              |                                 |                                  |   |   |            |          |   |   |     |
| <b>Age of Pending Cases (Family Dissolution/Parental Responsibility)</b> |  |             |                  |         |                               |                                    |                           |                                |                                     |                            |                                 |                              |                                 |                                  |   |   |            |          |   |   |     |
|  | 0-120 days   |             |                  |         |                               |                                    |                           |                                |                                     |                            |                                 |                              |                                 |                                  |   |   |            |          |   |   |     |
|  | 121-180 days   |             |                  |         |                               |                                    |                           |                                |                                     |                            |                                 |                              |                                 |                                  |   |   |            |          |   |   |     |
|  | 181-365 days   |             |                  |         |                               |                                    |                           |                                |                                     |                            |                                 |                              |                                 |                                  |   |   |            |          |   |   |     |
|  | GE 365 days  |             |                  |         |                               |                                    |                           |                                |                                     |                            |                                 |                              |                                 |                                  |   |   |            |          |   |   |     |
| <b>Age of Pending (Domestic Violence)</b>                                |  |             |                  |         |                               |                                    |                           |                                |                                     |                            |                                 |                              |                                 |                                  |   |   |            |          |   |   |     |
|  | 0-10 days  |             |                  |         |                               |                                    |                           |                                |                                     |                            |                                 |                              |                                 |                                  |   |   |            |          |   |   |     |
|  | 11-30 days   |             |                  |         |                               |                                    |                           |                                |                                     |                            |                                 |                              |                                 |                                  |   |   |            |          |   |   |     |
|  | GE 30 days   |             |                  |         |                               |                                    |                           |                                |                                     |                            |                                 |                              |                                 |                                  |   |   |            |          |   |   |     |
| Key:   | Unshaded cell = data expected                                  |             |                  |         |                               |                                    |                           |                                |                                     |                            |                                 |                              |                                 |                                  |   |   |            |          |   |   |     |
|  | Shaded cell = data not expected                                |             |                  |         |                               |                                    |                           |                                |                                     |                            |                                 |                              |                                 |                                  |   |   |            |          |   |   |     |

Attachment A  
Select Pages from “Model Time Standards for Trials  
Courts” from the National Center for State Courts

## TABLE OF MODEL TIME STANDARDS

| Case Category | Case Type  | COSCA Standard   | ABA Standard  | Model Standard  |
|---------------|--|--|---|---|
| CRIMINAL      | Felony   | 100% within 180 days   | 90% within 120 days<br>98% within 180 days<br>100% within 365 days    | 75% within 90 days<br>90% within 180 days<br>98% within 365 days  |
|               | Misdemeanor  | 100% within 90 days  | 90% within 30 days<br>100% within 90 days                             | 75% within 60 days<br>90% within 90 days<br>98% within 180 days   |
|               | Traffic and Local Ordinance  |  |   | 75% within 30 days<br>90% within 60 days<br>98% within 90 days  |
|               | <i>Habeas corpus</i> and similar Post-conviction proceedings (following a criminal conviction) |  |   | 98% within 180 days   |
| CIVIL         | General Civil  | 100% of non-jury within 12 months<br>100% jury trials within 18 months | 90% within 12 months<br>98% within 18 months<br>100% within 24 months | 75% within 180 days<br>90% within 365 days<br>98% within 540 days   |
|               | Summary Matters  |  |   | 75% within 60 days<br>90% within 90 days<br>98% within 180 days   |
| FAMILY        | Dissolution/<br>Divorce/<br>Allocation of Parental<br>Responsibility                           | 100% uncontested within 3 months<br>100% contested within 6 months     | 90% within 3 months<br>98% within 6 months<br>100% within 12 months   | 75% within 120 days<br>90% within 180 days<br>98% within 365 days   |
|               | Post Judgment Motions  |  |   | 98% within 180 days   |
|               | Protection Orders  |  |   | 90% within 10 days<br>98% within 30 days  |
| JUVENILE      | Delinquency & Status Offense   |  | 90% within 3 months<br>98% within 6 months<br>100% within 12 months   | For youth in detention:<br>75% within 30 days<br>90% within 45 days<br>98% within 90 days<br>For youth not in detention:<br>75% within 60 days<br>90% with 90 days<br>98% within 150 days |
|               | Neglect and Abuse  |  | 90% within 3 months<br>98% within 6 months<br>100% within 12 months   | Adjudicatory Hearing<br>98% within 90 days of removal<br>Permanency Hearing<br>75% within 270 days of removal<br>98% within 360 days of removal   |
|               | Termination of Parental Rights   |  | 90% within 3 months<br>98% within 6 months<br>100% within 12 months   | 90% within 120 days after the filing of a termination petition<br>98% within 180 days after the filing of a termination petition  |
| PROBATE       | Administration of Estates  |  |   | 75% within 360 days<br>90% within 540 days<br>98% within 720 days   |
|               | Guardianship/ Conservator of<br>Incapacitated Adults   |  |   | 98% within 90 days  |
|               | Civil Commitment   |  |   | 98% within 15 days  |

## Family Dissolution/Divorce/ Allocation of Parental Responsibility

### Model Standard

75% within 120 days\*

90% within 180 days\*

98% within 365 days\*

\*Not including a statutorily imposed waiting period if any.

**Definition.** This case category includes custody, visitation, and spousal and child support matters that are subsumed as part of a dissolution/divorce proceeding. It also includes cases involving custody, visitation, or support of the children of unmarried couples who may be dissolving their relationship, and paternity/parentage or non-divorce custody, support or visitation proceedings.<sup>36</sup> It does not include post-decree proceedings to enforce or modify court orders on custody, visitation and support.

**Earlier National Time Standards.** The 1983 COSCA time standards for domestic relations matters distinguish between uncontested cases, which are to be tried or otherwise disposed within three months after filing, and contested cases, which are to be disposed within six months after filing. The 1992 ABA time standards do not make such a distinction. Instead, they provide that 90 percent of all domestic relations cases should be tried or otherwise disposed within three months after filing; 98 percent within six months; and 100 percent within 12 months.

**State Judicial Branch Time Standards.** At least 27 states and the District of Columbia have overall time standards for Family Dissolution/Divorce cases.<sup>37</sup> The standards for the great majority of these states exceed the COSCA time standard of six months and are more in line with the proposed standard of 98 percent within 12 months.

- Five states have separate standards for contested and uncontested matters, but only two states have adopted the COSCA standards as promulgated. In the other three states, the upper time limit for contested cases is 12 or 14 months, and one of them provides that two percent might take longer.
- In two states, a difference in time expectations is based not on whether a matter is contested, but on whether there are children involved.
- No state has adopted the ABA standards as promulgated. Two states come close: one provides that 90 percent of all cases should be disposed within three months, 95 percent within six months, and 99 percent within 12 months; and the other provides that 90 percent should be disposed within three months, 95 percent within nine or ten months (depending on whether there are children), and 100 percent within 12 months.
- In nine states, the maximum time standard is 12 months, like that of the ABA standard, while six states set the maximum time at 18 months. Only one state has a maximum time standard longer than 18 months.
- A common approach (adopted in nine states) is simply to indicate how long it should take for 100 percent of all cases to be disposed, with no provision for the percentage of cases that should be disposed within a shorter time. Ten states allow that a small percentage of cases (from one percent to ten percent) may take longer than the stated maximum.
- Only one state has a separate time standard for complex cases.

<sup>36</sup> *Guide to Statistical Reporting*, *supra*, note 3, at 12.

<sup>37</sup> See CPTS Database, *supra*, note 4.

**Overall Time Standards.** Compared to the prior COSCA standard, the proposed time standard allows for additional time for the final disposition of dissolution/divorce cases. It is comparable to the current ABA standard and is in line with standards established by the state courts, based on their experience of the length of time needed to resolve the complex financial and parenting issues present in some of these cases.

A 1992 national study of case processing and the pace of litigation in urban trial courts hearing divorce matters supports the ABA 12-month maximum time standard as an achievable goal for divorce cases. In that study, researchers found that three of the 16 courts in the study were within four percent of meeting the 12-month time standard, and six courts came within ten percent. Yet only two courts were able to come close to the six-month time standard (100 percent of all cases for COSCA and 98 percent for ABA). In fact, 14 of 16 courts had less than 75 percent of their cases disposed within six months.<sup>38</sup>

Although there are no more recent multi-jurisdiction assessments of disposition times for divorce cases in American trial courts,<sup>39</sup> there has been a recent analysis of case processing times of divorce cases in Canadian courts, with results very similar to those in the 1992 study in American courts. While common law court practices in Canada are not identical to those in the US, the data tend

to support the time standards offered here. For 2008/2009 divorce cases in four provinces and three territories, 77 percent reached initial disposition within six months after case initiation; 92 percent within 12 months; and 99 percent within 24 months.<sup>40</sup>

The proposed standard takes into account that statutes and court rules in most states reflect the state's policy that spouses, and particularly those with children, must wait for a period of time to reflect on the consequences of their actions before their divorce may become final. These waiting periods are generally between 30 to 90 days, although in some states they are as short as 20 days and in others as long as six, 12, and 18 months. The existence of a waiting period should not deter courts from moving a case as far along in the process as expeditiously as possible before the waiting period concludes. The proposed standard also takes into account the statutes and court rules in some states that require mediation/arbitration and/or parenting classes as preconditions to a trial and/or issuance of judgment.

**Intermediate Time Standards.** Only two states have time standards for intermediate stages in dissolution cases. One has established a standard of three months for the issuance of a temporary/interim order, even in complex cases involving children, in order to establish stability and financial support for the children. The other provides that

<sup>38</sup> J. Goerd, *Divorce Courts: Case Management Procedures, Case Characteristics, and the Pace of Litigation in 16 Urban Jurisdictions* (NCSC, 1992), pp. 9-11.

<sup>39</sup> The limited single-state data available shows that Missouri disposes of 90 percent of its domestic relations cases within 300 days; Colorado is able to dispose of 90 percent of its domestic cases within 328 days; and Minnesota 91.3 percent of its dissolution cases within 365 days.

<sup>40</sup> See M. B. Kelly, "The Processing of Divorce Cases Through Civil Court in Seven Provinces and Territories," *Statistics Canada* (May 2010), Table 4, [www.statcan.gc.ca/pub/85-002-x/2010001/article/11158-eng.htm](http://www.statcan.gc.ca/pub/85-002-x/2010001/article/11158-eng.htm).



a case management order for custody and visitation is to be filed within 90 days after the return date.

Four intermediate time standards for family dissolution/divorce cases are proposed:

In 98% of cases, service of process should be completed within 45 days.

In 98% of cases, temporary orders should be issued within 60 days.

In 98% of cases, responsive pleadings should be filed or a default judgment entered within 90 days.

In 98% of cases, trials should be initiated within 300 days.

- Especially when children may be involved, courts should be vigilant to ensure that the early stages of dissolution cases do not fall prey to party-caused delay. This includes timely service of process. As suggested with regard to general civil cases, setting an interim time standard for completion of service of process encourages courts to monitor the performance of this critical procedural step and to take action – such as setting an early hearing for self-represented litigants who have not filed a return of service or sending the plaintiff a notice that the case will be dismissed for failure to prosecute – when it has not been completed in a timely fashion.
- In many instances, the most important pre-trial step is the issuance of a temporary order to stabilize the financial and parenting situation pending final judgment. For the safety and security and well-being of the spouses and children, it is important that an order be established early on addressing child support, spousal support (maintenance), custody (parental rights and responsibilities), and visitation (parent/child contact). Other matters that may need to be resolved early include possession of the dwelling, and, if not

resolved through a domestic violence proceeding, orders to protect the safety of either spouse. Sixty days should be considered the maximum amount of time for issuance of a temporary order in all or nearly all cases.

- An intermediate standard of 90 days for the issuance of a default judgment is established for those cases in which there are no contested issues. This would be evident to the court by a failure of a party, properly served, to respond to the complaint. It would also be evident by parties filing a stipulation to judgment that resolves all issues to the satisfaction of the judge.
- A standard of 300 days for the start of the trial is needed for the overall time standard to be met. Many cases that go to trial contain complex issues that require extensive findings by the judicial officer. To the greatest extent possible, divorce trials should be heard without interruption rather than be held intermittently over several weeks.

As is the case with the overall time standards, states should take into account the waiting period, if any, prescribed in their statutes or court rules in setting their specific standard.

## POST JUDGMENT MOTIONS (Domestic Relations)

### Model Standard

98% within 180 days

**Definition.** This category includes motions for modification of child support, spousal support, visitation and custody, and other requests for review of matters determined during a divorce, dissolution, or allocation of parental responsibility proceeding.<sup>41</sup>

**Earlier National Time Standards.** Neither the 1983 COSCA nor 1992 ABA time standards specifically address post judgment motions in domestic relations cases.

**State Judicial Branch Time Standards.** Only four states directly address disposition of post judgment domestic relations matters.

- Two use a three-tiered standard with all but one or two percent of the cases to be disposed in 180 days or 365 days respectively and at least 75 percent of the cases disposed within 60 to 90 days.
- One state employs a COSCA type standard calling for 100 percent of post judgment matters to be disposed within 180 days.
- One state differentiates the amount of time by the subject matter of the proceeding: child support enforcement and modification of parental contact motions – 60 days; child support contempt, child support modification, and parental role and responsibility – 90 days; spousal maintenance – 120 days.

**Overall Time Standards.** Post judgment motions constitute a significant portion of the caseload of any court hearing domestic relations matters and often address issues of great significance to parties or their children. Hence, they should be resolved as quickly as is possible. These motions range from clarifying some aspect of the initial divorce, child support, or custody order; to modifying an order because of changed circumstances; to, in essence, re-litigating the entire case. Little data is currently available regarding how long these motions take to resolve in practice. Thus, rather than establishing tiers, the proposed standard urges that nearly all post judgment motions be disposed of within six months, with the expectation that the vast majority will be resolved much more quickly.

**Intermediate Time Standards.** The intermediate time standards for post judgment motions, like those for other types of proceedings are intended to facilitate the ability of courts to decide these matters within the overall time limits.

In 98% of cases, service of process should be completed within 30 days.

In 98% of cases, responsive pleadings should be filed or a default judgment entered within 75 days.

In 98% of cases, hearings should be initiated within 150 days.

<sup>41</sup> The *Guide to Statistical Reporting* classifies these matters as “reopened” domestic relations cases, *supra*, note 3, at 13.

## PROTECTION ORDER CASES

### Model Standard

90% within 10 days  
98% within 30 days

**Definition.** This time standard applies only to cases involving a civil protection order or a restraining order issued by the court to limit or eliminate contact between two or more individuals or prevent harassment of one person by another.<sup>42</sup> The bulk of these cases arise as a result of violence between domestic partners but can also result from dating violence, stalking, workplace harassment, and cyber-attacks. This category is not intended to apply to criminal proceedings involving charges of domestic violence.

**Earlier National Time Standards.** The COSCA time standards and the ABA time standards do not include provisions relating to domestic violence cases.<sup>43</sup>

**State Judicial Branch Time Standards.** At least ten jurisdictions have time standards for domestic violence cases.<sup>44</sup> The shortest time standard is that 99 percent of domestic violence cases be disposed within ten days. Five states call for all domestic violence cases to be concluded within 21 – 30 days. Two jurisdictions have a 60-day standard; one a 120-day standard. Three have adopted time standards that include tiers with the top tier setting the disposition time for less than 100 percent of the cases.

**Overall Time Standards.** The proposed standard comports with national and state policy that domestic violence will not be tolerated and that victims of domestic violence need to be able to access the courts to receive orders protecting them from their abuser as quickly as possible. It recognizes also that respondents have an interest in resolving the matter quickly if, for example, they are excluded from the family home by the order. The establishment of two tiers acknowledges that while initial contested hearing in most cases can be held and the case disposed within 10 days, some may require more time in order to enable one or both parties to obtain representation and sufficiently prepare their case. In these instances, however, it is anticipated that a temporary protection order will be in effect until the formal hearing can be held.

**Intermediate Time Standards.** All states and territories in the US have adopted legislation to protect victims from domestic violence.<sup>45</sup> Some states require that courts be available to accept the filing of domestic violence complaints 24 hours-a-day and seven days-a-week and to issue orders within hours of the filing of the complaint. Other states require that states accept complaints and issue orders within 24 hours. The proposed standard calls for 100 percent of *ex parte* hearings to be held and orders issued in compliance with state law.

In 100% of cases, *ex parte* hearings should be concluded within the period specified by state law.

<sup>42</sup> *Guide to Statistical Reporting*, *supra*, note 3, at 15.

<sup>43</sup> In National Conference of Juvenile and Family Court Judges (NCJFCJ), *A Guide for Effective Issuance and Enforcement of Protective Orders* (2005), there are no suggested time standards for these cases.

<sup>44</sup> See CPTS Database, *supra*, note 4.

<sup>45</sup> For state-by-state information on statutory enactments since 1995 on domestic violence matters, see NCJFCJ, "Publications: Family Violence: Legislative Updates," [www.ncjfcj.org/content/blogcategory/256/302/](http://www.ncjfcj.org/content/blogcategory/256/302/).

Attachment B  
Sections of the “Elkins Taskforce Final Report and  
Recommendations” related to performance  
measures in Family Law

## ***A. Helping People Navigate the Family Court Through Caseflow Management***

---

Family law cases involve an extraordinary range of issues, from the most simple, uncontested case with no children and no property to cases involving complex legal issues, highly personal and difficult conflicts over children, or serious issues of domestic violence and/or child safety. Unlike general civil, complex civil, juvenile, probate, mental health, or criminal cases, family law is the last general jurisdiction case type in California that does not provide a procedure for the fair, timely, and efficient disposition of a case. The courts cannot manage limited resources efficiently without the ability to manage the flow of cases through the courts. Under the current system, the parties, who are most often self-represented, must take the initiative to obtain appropriate orders and a judgment, and they often fail to take the next step toward completing the case.

*“The judgment in the family court is the closure people need to move on with their lives. It’s like someone knows what I have gone through and thank goodness it’s over.”*

*~ Family Law Litigant*

As a result, it is not unusual for family law cases to linger in the court for years. Many litigants who have default or uncontested matters simply do not know that they need to obtain a judgment or other final determination regarding the status of their marriage or domestic partnership. Some remarry in the mistaken belief that their divorce is automatically final because it was filed more than six months prior. Meanwhile, parties and attorneys may find the resolution of contested cases greatly delayed because judicial resources are not effectively allocated. This is partly because courts generally process all family law cases in the same way, without regard for the procedural and substantive factors unique to each case. A case with two people who have been married for two months and are in total agreement about the terms of their divorce is treated in the same manner as a case in which the parties have been married for 20 years, cannot talk civilly to each other, and have a house, pension, and business to divide or in which the parties have never been married but have children together and serious concerns have been raised about the children’s safety.

Treating all family law cases the same results in an ineffective and inefficient use of limited court and judicial resources and creates an often confusing and frustrating experience for the parties. Establishing a statewide caseflow resolution system based on the principle of “differentiated case management” would reduce these inefficiencies and provide a framework for

allocating existing resources more effectively. Under this system, the court would focus on individual case characteristics to develop a case management plan designed to achieve the earliest possible disposition of the case consistent with the parties' preferences, fairness, and due process.

Caseflow management does not mean that parties would lose control of their cases, be forced to trial without their consent, or have matters heard by someone other than a judicial officer such as a special master or referee. Instead, a plan would be designed to meet the needs of the family or individuals involved in the case. The goal is to assist them in having their matters resolved as finally and fully as possible in order to minimize stress and future conflicts without sacrificing any party's due process right to have contested matters heard by a judge. The case management plan can be modified as the case progresses and circumstances change.

While it is true that some cases need to proceed at their own pace because of individual issues, such as the possibility of reconciliation, most family law litigants want their matters concluded in a timely manner. Allowing cases to languish unresolved does not help the parties, the court, or the children involved in the litigation. All too often, the parties and the courts experience greater problems because of delay.

Based on our observations of other states' experience with family law caseflow management and its use in other case types here in California, the key element in reducing delay, and thus promoting the timely and appropriate disposition of cases, is early and continuous court involvement and management of cases based on statewide goals and standards. In other case types, statutes, the California Rules of Court, and the California Standards of Judicial Administration firmly establish caseflow management rules, goals, and standards used to promote the timely disposition of cases in a manner that protects the due process rights of the parties. Family law deserves nothing less. The benefits of caseflow management to parties include a greater understanding of the legal system and their rights, options, and responsibilities; an increased opportunity to have input and involvement in the course of their family law case; and more timely and meaningful access to justice. The requirement that the parties stipulate to permit case management, unique to family law, should therefore be eliminated.

What is at stake in the family court process are long lasting decisions that affect people's most fundamental and important aspects of their lives.

The Elkins Family Law Task Force recommends:

1. **Caseflow management established.** Rules and procedures should be adopted that efficiently allocate judicial resources in a manner consistent with the substantive and procedural complexities of each case to enable parties to resolve their family law matters in a timely manner with appropriate assistance.

- 2. Caseflow management beginning at case initiation.** Caseflow management should begin when the initial pleadings are filed and continue through any postjudgment motions. Cases should be assessed based on the type of case (dissolution, legal separation, domestic violence, governmental child support, and establishment of parentage). They should also be assessed for procedural issues (default, default with agreement, contested), substantive issues (such as property, custody, visitation, child support, and spousal support), and individual case factors, such as allegations of domestic violence, whether one or both parties is self-represented, whether one or more parties has limited English proficiency or has other challenges preventing them from accessing the court, and the parties' interest in consensual dispute resolution (CDR) to resolve their case.

*“..mediation provides a way to craft creative solutions that don't make anyone extremely unhappy at an unfair result. Facilitating informal resolution through meet and confer requirements and mediation alternatives by consistent and proactive judicial case management—whether by sitting judges, volunteer and/or paid lawyers, or professional mediators, could significantly lessen the court caseload.”*

*~ Advocate*

- 3. Checkpoints established.** Based on the factors in the case, checkpoints should be established to assist the court in monitoring the case to ensure that issues are being resolved as efficiently and expeditiously as appropriate to the specifics of the case. These checkpoints can allow the court and parties the opportunity to identify issues that often create delay, confusion, and frustration, particularly for those parties who are self-represented but who would otherwise be able to proceed by default or mutual agreement. Examples of such issues include lack of service on the respondent and failure to exchange financial information including declarations of disclosure.
- 4. Checkpoints automated.** Methods to automate these checkpoints should be incorporated into the design of the California Case Management System. For example, the system should be able to identify cases where proof of service of the petition has not been filed within a specified period, such as two months. The system could then allow the court to send a reminder alert to the petitioner, and, if self-represented, he or she could be referred to the self-help center for information on service of process. Checkpoints could be established at regular intervals in a case, such as at the four-month point to discuss discovery and settlement efforts to date and consider a schedule for exchange of information. In general, the court should check in with the parties about the status of the case no less than once a year.

As additional information becomes available to the court throughout the case, it should consider the interventions that would be of most assistance to the parties. If parties are mediating their case outside of court, have extensive discovery to complete, or otherwise need additional time between checkpoints, these circumstances should be considered in setting any future dates for checkpoints. A future review should always be scheduled so the case does not get “lost” in the system.

5. **Early interventions.** Special attention should be paid to giving the parties the opportunity to reach an early disposition of as many issues as possible to help them stabilize their living situations, identify those issues that remain in dispute, and establish a plan for resolution of those issues.
6. **Information for litigants.** The court should provide education and information to litigants about the court process, including courtroom processes, increasing their awareness of how the court actually works so that they are better able to make informed decisions about resolving their cases. This information is more fully described in the recommendations in Section III.B, Improving Litigant Education.
7. **Streamlined procedures for defaults and uncontested cases.** In a high percentage of cases, the parties can obtain a judgment without appearing before a judicial officer. Unnecessary court appearances increase the cost and inconvenience to the parties and are not a wise use of limited judicial resources. When the parties do not wish to appear before a judicial officer, when a court appearance is not legally required in the case, and when no other circumstances cause the court to believe that an appearance is necessary to advance the matter, the court should avoid implementing procedures that would create a requirement for a court appearance in the case. Pleadings may be reviewed by the judicial officer and appearances requested if necessary to determine whether the proposed judgment complies with the law. A goal of caseflow management should be to minimize or eliminate the need for court appearances in those cases that can be resolved by default or agreement of the parties.
8. **Resources available for settlement.** Settlement assistance should be available throughout a case to assist parties in resolving all or a portion of their cases. However, these services should not limit a party's right to a full and fair hearing with a judicial officer of any issues in dispute.
9. **Cases requiring hearings and trial.** Direct involvement and case management by a judicial officer is required in some cases with substantive and/or procedural issues and complexities. Effective caseflow management practices should increase the availability of judicial officers to hear those matters not suitable for resolution by default or agreement of the parties. For example, every effort should be made to ensure a prompt initial hearing before a judicial officer in cases involving alleged child abuse or domestic violence. The judicial officer should assess the case and should limit the use of ancillary experts such as custody evaluators who are paid for by the parties to those cases in which it is necessary.
10. **Flexibility in design.** Statewide caseflow management rules should give local courts flexibility in designing procedures consistent with the resources of the court provided those procedures are not inconsistent with the due process concerns articulated by the Supreme Court's decision in *Elkins*. For example, a large court may choose to hire experienced attorneys to review case pleadings and monitor cases, while a smaller court may be able to accomplish this with a judicial officer and existing court staff. Some existing automated case



management systems can be programmed to signal checkpoints by use of more sophisticated variables (such as checking when a self-represented litigant has not filed a proof of service within two months of filing the petition) and can automatically generate notices regarding service requirements, while others require significant staff time to conduct such reviews. While best practices are being established in the area of family law caseflow management, it is particularly important to allow courts to conduct pilot projects to test the most effective ways of offering services.

11. **Efficient use of time.** We should not require that every family take the time to appear before a judicial officer or other officer of the court if that is not needed for the prompt and just resolution of their case. Caseflow management procedures need not necessarily require a court hearing or mandatory appearance if it appears that the matter can be resolved and/or adequately monitored by the court without direct judicial involvement. Furthermore, in all cases, the court should encourage innovative alternatives to personal attendance at case management conferences, such as telephone appearances or e-mail statements regarding the status of the case when appropriate. Court time should be used in a productive manner for litigants, counsel, and judicial officers.
12. **Courtroom management tools—legislation required.** Judicial officers should, with input of the litigants and their attorneys, have the ability to control the manner and pace of the litigation by a method appropriate to each case, consistent with the Code of Civil Procedure, which may include establishing discovery schedules and cut-off dates, setting dates for exchange of expert witness information, and other pretrial orders. Under current law these orders can be made in family law cases only upon stipulation by the parties.

Judicial officers in family law should have the same authority to work with the parties to develop case management plans that judicial officers have in other types of civil cases. These plans may include early neutral case evaluation, consensual dispute resolution, a discovery plan or limitations on discovery, use of telephone conferences, the appropriate waiver of requirements of procedural statutes, jointly selected or court-appointed expert witnesses, bifurcation of issues for trials, and allocation and awarding of attorney fees and costs. Establishing such a plan can eliminate unnecessary motions, encourage timely resolution of the case without using unnecessary experts, and identify areas where early settlements are possible, thereby saving the parties significant costs without compromising their due process rights.

Legislation should be pursued to authorize the Judicial Council to promulgate rules giving judicial officers the authority to manage family law cases from initial filing through postjudgment. Family Code sections 2450, 2451, 2032, and 2034 should be modified to provide the courts with greater authority and flexibility to more effectively manage the full range of family law cases. Any legislation should ensure that judicial officers do not have more rights than they currently have to appoint ancillary professionals to whom that the parties have not agreed.

13. **Monetary sanctions and reimbursements.** Rule 2.30 of the California Rules of Court (Sanctions for rules violations in civil cases) should be amended to include family law matters, or a similar rule should be adopted into the family law rules. Currently, the only option that a judicial officer has for sanctioning inappropriate or delaying behavior is to order the offender to pay a portion of the other party's attorney fees. This should be expanded to allow imposition of sanctions that the attorney should pay, not the interested party. In addition, where parties are self-represented, the judicial officer should be permitted to order the parties to reimburse the opposing party for costs such as time off work, transportation to court, and similar expenses.
14. **Written orders after hearing.** Whenever possible, the preparation of orders after hearing should be incorporated into the court's process: the orders would be completed by court or self-help staff and reviewed by the judicial officer within a set time period (preferably immediately after the hearing) and a copy served on all parties, including attorneys who appeared. In cases where counsel is directed to prepare orders after hearing, clear rules should be established for their timely preparation and review.

Self-represented parties who reach a settlement without a hearing should also be assisted in preparing written agreements that will be filed with the court.

15. **Systems to finalize older cases.** Courts should establish a process to examine files and determine whether divorce and parentage cases filed before case resolution procedures were instituted are actually final and also should establish a mechanism to alert litigants if additional steps need to be taken to complete those cases. This effort should be publicized with the goal of encouraging litigants and attorneys to check their own files to see if their cases are completed in the event they have moved and the court cannot notify them of problems.
16. **Time standards.** Family law matters currently have no time standards for completion other than a limitation that the parties to a dissolution of marriage cannot be restored to the status of single persons until six months have elapsed from the date of service. Because of limited resources, courts prioritize those matters that have time standards, such as criminal, juvenile, and civil matters. The Judicial Council should adopt rules setting out a framework for timely disposition of family law cases. These rules should recognize that some cases need significantly more time than others because of the complexity of the issues or desire of the parties to have additional time to attempt reconciliation, but they should also recognize that most litigants would like to have their matters resolved promptly. Any preliminary standards should be studied and reviewed. Based on current information and procedures in effect in other jurisdictions, realistic goals for reasonable case completion by the courts might include the following time standards:

- Twenty percent of cases should be resolved within 9 months from petition to judgment. This would include default and stipulated matters.
- Seventy-five percent of cases should be resolved within 18 months from petition to judgment.
- Ninety percent of cases should be resolved within 24 months from petition to judgment.

Attachment C  
Definitions for the Family Law Casetype from “State  
Court Guide to Statistical Reporting,” used for the  
National Center for State Courts Court Statistic  
Project.

**Civil Appeals–Other:** Appeals brought to the court of general jurisdiction disputing the finding of a limited jurisdiction trial court, department, or administrative agency. Use this case type for civil appeals of unknown specificity, when civil appeals are not attributable to one of the other previously defined civil appeals case types, or when all civil appeals cases are reported as a single case type.

**Habeas Corpus:** A type of writ designed to test the legality of the detention or imprisonment of an individual, not the question of guilt or innocence.

**Non–Domestic Relations Restraining Order:** Any petition for a restraining order that does not result from a domestic altercation or is not between parties considered to be in a domestic relationship.

**Tax:** Cases typically brought by a government agency against an individual or business for failure to pay taxes previously assessed.

**Writ:** Cases involving a written court order directed to a specific person, requiring that person to perform or refrain from performing a specific act.

*Example:*

Writs involving prison conditions

**Civil–Other:** Cases in which a plaintiff requests the enforcement or protection of a right or the redress or prevention of a wrong. Use this case type for civil cases of unknown specificity, when civil cases are not attributable to one of the other previously defined civil case types, or when all civil cases are reported as a single case type.

## Domestic Relations Case Reporting

### Introduction

Domestic Relations cases involve actions between family members (or others considered to be in a domestic relationship), such as a divorce, the dissolution of a marriage or a civil union, paternity, custody, visitation, support, adoption, and civil protection/restraining orders. In addition, actions by unmarried individuals to resolve issues of support, custody, or visitation are included in this category.

### Unit of Count

- Count the *filing* of a complaint or petition with the clerk of court as the beginning of a domestic relations case.

- For cases when one petition contains multiple parties (e.g., siblings) count as only one case.
- Report the number of domestic relations filings and dispositions by case type, as defined in the Domestic Relations Case Type Definitions below.
- Report cases involving a divorce or dissolution of a marriage and the dissolution of a civil union in the Dissolution/Divorce case subcategory.
- Dissolution/divorce cases often include provisions for custody, support, alimony, and the like in the decree or judgment. Thus, for purposes of statistical reporting, the initial filing and disposition of a dissolution/divorce case (including all related issues)

should be classified in the Dissolution/Divorce subcategory.

- Child support, custody, and visitation cases are only counted as a New Filing if they are not part of a marriage dissolution case. In general, cases of this type will be initiated by non-married individuals. By definition, cases that arise from previously decided dissolution/divorce cases should be reported as Reopened custody, support, and/or visitation cases, not New Filing cases.
- Cases including a combination of custody, support, and/or visitation issues should be counted as one case

given the most serious issue, which appear in descending order: Custody, Support, and Visitation.

- A distinct case type labeled Private (non IV-D) has been defined to distinguish and report child support cases that are brought by private parties outside the framework of Title IV-D. Making this distinction allows courts to accurately record and analyze what percentage of the child support caseload qualifies for financial support from the federal government through the state IV-D agency.

## Notes Specific to Domestic Relations Cases

### **Alternative Dispute Resolution (ADR):**

When a case has been referred *by the court* to alternative dispute resolution, the case remains on active status with the court. If the case is resolved through this court-annexed ADR, the disposition of the case is counted in the Entry of Judgment category and as a non-trial manner of disposition.

**Placed on Inactive Status:** A count of cases whose status has been administratively changed to inactive during the reporting period due to events beyond the court's control. These cases have been removed from court control, and the court can take no further action until an event restores the case to the court's active pending caseload.

#### *Example:*

A dissolution/divorce case is filed and counted as an Incoming case using the New Filing category. In the middle of the proceedings, the parties inform the court that they have decided to reconcile and the court suspends further activity in the case, pending the outcome of the reconciliation process. The case should be counted as an Outgoing case in the Placed on Inactive Status category. If the parties fail to reconcile, the case returns to the court and is counted as an Incoming case using the Reactivated category and proceeds toward a disposition. If the parties do reconcile, the case must be reactivated in order to be disposed.

**Reopened:** A count of cases in which a judgment has previously been entered, but which have been restored to the court's pending caseload during the reporting period. These cases come back

to the court due to the filing of a request to modify or enforce that existing judgment *and a hearing before a judicial officer is requested* to review the status of the case or initiate further proceedings in the case. When the reopened case is disposed, report the case in the Outgoing column labeled Reopened Dispositions.

#### *Example:*

A dissolution/divorce case is originally filed as a New Filing and disposed through an Entry of Judgment but is later brought back to the court by one of the parties to request a change to the support order. When the case returns to court, it should be counted as Reopened in the Support case type, and when it is disposed, counted as a Reopened Disposition.

**Set for Review:** A count of cases that, following an initial Entry of Judgment and at the end of the reporting period, are awaiting regularly scheduled reviews involving a hearing before a judicial officer.

#### *Example:*

A civil protection/restraining order case is filed with the court (counted as a New Filing), and the court grants a restraining order, thus disposing the case through this judgment (counted as an Outgoing case in the Entry of Judgment column). At that time, the court schedules a review 6 months in the future and an additional review 12 months in the future. This case gets counted in the Set for Review column, and not as part of the court's End Pending-Active caseload.

## **Domestic Relations Case Type Definitions**

**Dissolution/Divorce:** Cases involving dissolution, divorce or annulment of a marriage or civil union.

**Paternity:** Cases involving the establishment of the identity and/or responsibilities of the father of a minor child.

**Custody:** Cases in which an individual requests that a court make a determination regarding the control or care of a child.

*Note:*

*Do not include in this category cases in which custody issues are part of a dissolution/divorce proceeding.*

**Support- IV-D:** Cases filed to request maintenance of a parent/guardian or a minor child by a person who is required, under Title IV-D of the Social Security Act of 1973, to provide such maintenance.

*Examples:*

IV-D Intrastate, IV-D UIFSA

*Note:*

*Do not include in this category cases in which IV-D issues are part of a dissolution/divorce proceeding.*

**Support- Private (non-IV-D):** Cases filed to request maintenance of a parent/guardian or a minor child by a person who is required by law, but who is not under the auspices of Title IV-D of the Social Security Act of 1973, to provide such maintenance.

*Note:*

*Do not include in this category cases in which private (non-IV-D) issues are part of a dissolution/divorce proceeding.*

**Support–Other:** Cases filed to request maintenance of a party/parent/guardian or a minor child by a person who is required, by law, to provide such maintenance. Use this case type for Support cases of unknown specificity, when support cases are not attributable to one of the other previously defined support case types, or when all support cases are reported as a single case type.

*Note:*

*Do not include in this category cases in which support issues are part of a dissolution/divorce proceeding.*

**Visitation:** Cases in which an individual requests that a court schedule the time the individual will spend with the minor children. Such requests can be brought before the court by parents, grandparents, or other family members.

*Note:*

*Do not include in this category cases in which visitation issues are part of a dissolution/divorce proceeding.*

**Adoption:** Cases involving a request for the establishment of a new, permanent relationship of parent and child between persons not so biologically related.



**Civil Protection Order/Restraining**

**Order:** Cases in which the court has been asked to issue a protection or restraining order designed to limit or eliminate the contact between two or more individuals who are considered to be in a domestic relationship.

*Note:*

*Similar cases involving persons not in a domestic relationship would be reported as a non-domestic relations restraining order case in the Civil category.*

**Domestic Relations–Other:** Cases involving actions between family members (or others considered to be involved in a domestic relationship). Use this case type for domestic relations cases of unknown specificity, when domestic relations cases are not attributable to one of the other previously defined domestic relations case types, or when all domestic relations cases are reported as a single case type.

Attachment D  
Figures and Tables from Court Statistics Report  
Impacted by Revisions

**Family and Juvenile Filings, by County and Case Type**  
**Fiscal Year 2017–18**

**Superior Courts**  
**Table 11a**

| COUNTY           | Family Law     |                |                  | Delinquency   |                 |                   | Dependency    |                 |                   |
|------------------|----------------|----------------|------------------|---------------|-----------------|-------------------|---------------|-----------------|-------------------|
|                  | Total<br>(A)   | Marital<br>(B) | Petitions<br>(C) | Total<br>(D)  | Original<br>(E) | Subsequent<br>(F) | Total<br>(G)  | Original<br>(H) | Subsequent<br>(I) |
| <b>STATEWIDE</b> | <b>360,387</b> | <b>131,042</b> | <b>229,345</b>   | <b>30,743</b> | <b>21,964</b>   | <b>8,779</b>      | <b>37,326</b> | <b>35,015</b>   | <b>2,311</b>      |
| Alameda          | 11,952         | 4,569          | 7,383            | 742           | 625             | 117               | 530           | 527             | 3                 |
| Alpine           | 10             | 3              | 7                | 1             | 1               | 0                 | 5             | 5               | 0                 |
| Amador           | 465            | 187            | 278              | 30            | 22              | 8                 | 32            | 32              | 0                 |
| Butte            | 2,908          | 923            | 1,985            | 120           | 102             | 18                | 258           | 258             | 0                 |
| Calaveras        | 560            | 185            | 375              | 26            | 26              | 0                 | 74            | 74              | 0                 |
| Colusa           | 195            | 75             | 120              | 38            | 8               | 30                | 40            | 37              | 3                 |
| Contra Costa     | 8,511          | 3,443          | 5,068            | 803           | 613             | 190               | 781           | 602             | 179               |
| Del Norte        | 492            | 95             | 397              | 142           | 50              | 92                | 45            | 45              | 0                 |
| El Dorado        | 1,777          | 752            | 1,025            | 212           | 110             | 102               | 196           | 143             | 53                |
| Fresno           | 12,472         | 3,622          | 8,850            | 1,237         | 1,110           | 127               | 955           | 953             | 2                 |
| Glenn            | 450            | 98             | 352              | 27            | 21              | 6                 | 42            | 42              | 0                 |
| Humboldt         | 1,602          | 467            | 1,135            | 119           | 92              | 27                | 301           | 290             | 11                |
| Imperial         | 2,314          | 714            | 1,600            | 216           | 213             | 3                 | 273           | 273             | 0                 |
| Inyo             | 193            | 59             | 134              | 48            | 35              | 13                | 7             | 7               | 0                 |
| Kern             | 11,446         | 3,321          | 8,125            | 958           | 561             | 397               | 658           | 635             | 23                |
| Kings            | 1,941          | 578            | 1,363            | 180           | 115             | 65                | 268           | 265             | 3                 |
| Lake             | 1,000          | 247            | 753              | 56            | 39              | 17                | 65            | 64              | 1                 |
| Lassen           | 380            | 145            | 235              | 28            | 24              | 4                 | 49            | 49              | 0                 |
| Los Angeles      | 90,389         | 32,330         | 58,059           | 5,558         | 3,487           | 2,071             | 16,441        | 15,568          | 873               |
| Madera           | 2,680          | 542            | 2,138            | 304           | 171             | 133               | 181           | 178             | 3                 |
| Marin            | 1,370          | 818            | 552              | 225           | 90              | 135               | 62            | 57              | 5                 |
| Mariposa         | 202            | 68             | 134              | 9             | 9               | 0                 | 12            | 12              | 0                 |
| Mendocino        | 1,204          | 389            | 815              | 280           | 99              | 181               | 121           | 120             | 1                 |
| Merced           | 3,606          | 919            | 2,687            | 268           | 218             | 50                | 256           | 256             | 0                 |
| Modoc            | 222            | 54             | 168              | 13            | 11              | 2                 | 21            | 21              | 0                 |
| Mono             | 93             | 43             | 50               | 16            | 16              | 0                 | 3             | 3               | 0                 |
| Monterey         | 3,290          | 1,236          | 2,054            | 719           | 508             | 211               | 213           | 213             | 0                 |
| Napa             | 1,197          | 500            | 697              | 170           | 119             | 51                | 114           | 113             | 1                 |
| Nevada           | 1,061          | 414            | 647              | 53            | 53              | 0                 | 48            | 48              | 0                 |
| Orange           | 23,546         | 10,440         | 13,106           | 2,243         | 1,807           | 436               | 1,541         | 1,520           | 21                |
| Placer           | 3,473          | 1,405          | 2,068            | 396           | 313             | 83                | 218           | 218             | 0                 |
| Plumas           | 254            | 79             | 175              | 20            | 20              | 0                 | 40            | 37              | 3                 |
| Riverside        | 25,114         | 8,768          | 16,346           | 2,446         | 1,320           | 1,126             | 1,428         | 1,383           | 45                |
| Sacramento       | 16,712         | 5,432          | 11,280           | 1,035         | 789             | 246               | (i) 1,046     | (i) 972         | (i) 74            |
| San Benito       | 535            | 193            | 342              | 48            | 40              | 8                 | 25            | 25              | 0                 |
| San Bernardino   | 28,685         | 7,911          | 20,774           | 1,931         | 1,526           | 405               | 3,528         | 3,444           | 84                |
| San Diego        | 28,298         | 12,342         | 15,956           | 1,670         | 1,621           | 49                | 1,053         | 989             | 64                |
| San Francisco    | 5,093          | 2,256          | 2,837            | (i) 523       | (i) 321         | (i) 202           | (i) 1,051     | (i) 457         | (i) 594           |
| San Joaquin      | 7,715          | 2,243          | 5,472            | 848           | 556             | 292               | 577           | 572             | 5                 |
| San Luis Obispo  | 1,902          | 888            | 1,014            | 217           | 168             | 49                | 196           | 196             | 0                 |
| San Mateo        | 3,911          | 2,036          | 1,875            | 1,008         | 697             | 311               | 176           | 149             | 27                |
| Santa Barbara    | 3,069          | 1,296          | 1,773            | 784           | 403             | 381               | 168           | 168             | 0                 |
| Santa Clara      | 9,735          | 4,826          | 4,909            | 1,261         | 990             | 271               | 585           | 581             | 4                 |
| Santa Cruz       | 1,761          | 884            | 877              | 185           | 147             | 38                | 134           | 129             | 5                 |
| Shasta           | 2,352          | 826            | 1,526            | 242           | 131             | 111               | 196           | 170             | 26                |

**Family and Juvenile Filings, by County and Case Type**  
**Fiscal Year 2017–18**

**Superior Courts**  
**Table 11a**

| COUNTY           | Family Law     |                |                  | Delinquency   |                 |                   | Dependency    |                 |                   |
|------------------|----------------|----------------|------------------|---------------|-----------------|-------------------|---------------|-----------------|-------------------|
|                  | Total<br>(A)   | Marital<br>(B) | Petitions<br>(C) | Total<br>(D)  | Original<br>(E) | Subsequent<br>(F) | Total<br>(G)  | Original<br>(H) | Subsequent<br>(I) |
| <b>STATEWIDE</b> | <b>360,387</b> | <b>131,042</b> | <b>229,345</b>   | <b>30,743</b> | <b>21,964</b>   | <b>8,779</b>      | <b>37,326</b> | <b>35,015</b>   | <b>2,311</b>      |
| Sierra           | 35             | 9              | 26               | 2             | 2               | 0                 | 1             | 1               | 0                 |
| Siskiyou         | 690            | 173            | 517              | 39            | 38              | 1                 | 60            | 60              | 0                 |
| Solano           | 5,069          | 1,691          | 3,378            | 259           | 197             | 62                | 192           | 191             | 1                 |
| Sonoma           | 3,341          | 1,639          | 1,702            | 407           | 343             | 64                | 482           | 473             | 9                 |
| Stanislaus       | 7,047          | 2,307          | 4,740            | 432           | 374             | 58                | 472           | 472             | 0                 |
| Sutter           | 1,705          | 406            | 1,299            | 68            | 61              | 7                 | 169           | 161             | 8                 |
| Tehama           | 1,067          | 323            | 744              | 60            | 42              | 18                | 110           | 105             | 5                 |
| Trinity          | 243            | 73             | 170              | 23            | 15              | 8                 | 30            | 30              | 0                 |
| Tulare           | 4,727          | 1,608          | 3,119            | 668           | 495             | 173               | 715           | 701             | 14                |
| Tuolumne         | 667            | 219            | 448              | 60            | 41              | 19                | 183           | 49              | 134               |
| Ventura          | 6,450          | 2,974          | 3,476            | 915           | 657             | 258               | 349           | 324             | 25                |
| Yolo             | 2,050          | 665            | 1,385            | 215           | 204             | 11                | 395           | 395             | 0                 |
| Yuba             | 1,159          | 334            | 825              | 140           | 98              | 42                | 155           | 153             | 2                 |

**Column Key:**

(B) Includes dissolution, legal separation, and nullity.

(C) Includes Department of Child Support Services (DCSS), domestic violence prevention, and other miscellaneous family law petitions.

**Notes:**

0 or — The court reported that no cases occurred or the court did not submit a report in this category.

(i) The court reported incomplete data in this category.

**Family and Juvenile Dispositions, by County and Case Type**  
**Fiscal Year 2017–18**

**Superior Courts**  
**Table 11b**

| COUNTY           | Family Law     |                |                  | Delinquency   |                 |                   | Dependency    |                 |                   |
|------------------|----------------|----------------|------------------|---------------|-----------------|-------------------|---------------|-----------------|-------------------|
|                  | Total<br>(A)   | Marital<br>(B) | Petitions<br>(C) | Total<br>(D)  | Original<br>(E) | Subsequent<br>(F) | Total<br>(G)  | Original<br>(H) | Subsequent<br>(I) |
| <b>STATEWIDE</b> | <b>302,845</b> | <b>112,860</b> | <b>189,985</b>   | <b>23,524</b> | <b>16,706</b>   | <b>6,818</b>      | <b>31,468</b> | <b>30,047</b>   | <b>1,421</b>      |
| Alameda          | 10,206         | 4,031          | 6,175            | 385           | 330             | 55                | 216           | 216             | 0                 |
| Alpine           | 4              | 2              | 2                | 0             | 0               | 0                 | 0             | 0               | 0                 |
| Amador           | 461            | 204            | 257              | 23            | 16              | 7                 | 9             | 9               | 0                 |
| Butte            | 2,262          | 873            | 1,389            | 144           | 130             | 14                | 214           | 213             | 1                 |
| Calaveras        | 433            | 172            | 261              | 24            | 24              | 0                 | 46            | 46              | 0                 |
| Colusa           | 479            | 220            | 259              | 21            | 8               | 13                | 1             | 1               | 0                 |
| Contra Costa     | 2,682          | 300            | 2,382            | —             | —               | —                 | —             | —               | —                 |
| Del Norte        | 1,163          | 134            | 1,029            | 209           | 53              | 156               | 40            | 31              | 9                 |
| El Dorado        | 1,838          | 782            | 1,056            | 210           | 115             | 95                | 165           | 135             | 30                |
| Fresno           | 12,344         | 3,474          | 8,870            | 993           | 855             | 138               | 983           | 981             | 2                 |
| Glenn            | 384            | 93             | 291              | 45            | 18              | 27                | 30            | 30              | 0                 |
| Humboldt         | 1,359          | 486            | 873              | 109           | 82              | 27                | 247           | 237             | 10                |
| Imperial         | 2,151          | 605            | 1,546            | 165           | 163             | 2                 | 112           | 112             | 0                 |
| Inyo             | 169            | 57             | 112              | 41            | 29              | 12                | 6             | 6               | 0                 |
| Kern             | 10,215         | 2,704          | 7,511            | 963           | 562             | 401               | 682           | 671             | 11                |
| Kings            | 1,492          | 483            | 1,009            | 167           | 108             | 59                | 137           | 137             | 0                 |
| Lake             | 904            | 249            | 655              | 53            | 36              | 17                | 57            | 55              | 2                 |
| Lassen           | 379            | 155            | 224              | 37            | 31              | 6                 | 56            | 56              | 0                 |
| Los Angeles      | 78,959         | 28,726         | 50,233           | 3,775         | 2,270           | 1,505             | 15,265        | 14,590          | 675               |
| Madera           | 2,338          | 505            | 1,833            | 286           | 158             | 128               | 166           | 166             | 0                 |
| Marin            | 1,328          | 794            | 534              | 221           | 96              | 125               | 64            | 61              | 3                 |
| Mariposa         | 92             | 47             | 45               | 4             | 4               | 0                 | 2             | 2               | 0                 |
| Mendocino        | 1,398          | 491            | 907              | 153           | 10              | 143               | 52            | 52              | 0                 |
| Merced           | 2,238          | 717            | 1,521            | 199           | 156             | 43                | 155           | 155             | 0                 |
| Modoc            | 148            | 56             | 92               | 8             | 6               | 2                 | 8             | 8               | 0                 |
| Mono             | 77             | 46             | 31               | 32            | 30              | 2                 | 5             | 2               | 3                 |
| Monterey         | 3,492          | 1,359          | 2,133            | 570           | 400             | 170               | 164           | 164             | 0                 |
| Napa             | 1,040          | 488            | 552              | (i) 76        | (i) 63          | (i) 13            | —             | —               | —                 |
| Nevada           | 662            | 315            | 347              | 17            | 17              | 0                 | 48            | 48              | 0                 |
| Orange           | 20,333         | 10,319         | 10,014           | —             | —               | —                 | —             | —               | —                 |
| Placer           | —              | —              | —                | —             | —               | —                 | —             | —               | —                 |
| Plumas           | 227            | 73             | 154              | 11            | 11              | 0                 | 30            | 27              | 3                 |
| Riverside        | 29,040         | 8,319          | 20,721           | 2,112         | 1,358           | 754               | 1,289         | 1,255           | 34                |
| Sacramento       | 12,888         | 4,137          | 8,751            | 1,199         | 856             | 343               | 1,098         | 946             | 152               |
| San Benito       | 473            | 184            | 289              | 40            | 34              | 6                 | 27            | 27              | 0                 |
| San Bernardino   | 27,468         | 7,408          | 20,060           | 1,879         | 1,495           | 384               | 3,175         | 3,102           | 73                |
| San Diego        | 18,489         | 8,734          | 9,755            | 1,768         | 1,768           | 0                 | 929           | 868             | 61                |
| San Francisco    | 4,656          | 2,503          | 2,153            | 338           | 204             | 134               | 652           | 621             | 31                |
| San Joaquin      | 4,821          | 1,888          | 2,933            | 799           | 637             | 162               | 757           | 756             | 1                 |
| San Luis Obispo  | 1,726          | 872            | 854              | 179           | 145             | 34                | 196           | 196             | 0                 |
| San Mateo        | 2,973          | 1,788          | 1,185            | 891           | 634             | 257               | 254           | 175             | 79                |
| Santa Barbara    | 2,436          | 1,262          | 1,174            | 778           | 415             | 363               | 169           | 169             | 0                 |
| Santa Clara      | 6,767          | 3,954          | 2,813            | 1,097         | 850             | 247               | 591           | 587             | 4                 |
| Santa Cruz       | 1,762          | 897            | 865              | 200           | 162             | 38                | 138           | 134             | 4                 |
| Shasta           | 1,790          | 777            | 1,013            | 175           | 69              | 106               | 152           | 149             | 3                 |

**Family and Juvenile Dispositions, by County and Case Type**  
**Fiscal Year 2017–18**

**Superior Courts**  
**Table 11b**

| COUNTY           | Family Law     |                |                  | Delinquency   |                 |                   | Dependency    |                 |                   |
|------------------|----------------|----------------|------------------|---------------|-----------------|-------------------|---------------|-----------------|-------------------|
|                  | Total<br>(A)   | Marital<br>(B) | Petitions<br>(C) | Total<br>(D)  | Original<br>(E) | Subsequent<br>(F) | Total<br>(G)  | Original<br>(H) | Subsequent<br>(I) |
| <b>STATEWIDE</b> | <b>302,845</b> | <b>112,860</b> | <b>189,985</b>   | <b>23,524</b> | <b>16,706</b>   | <b>6,818</b>      | <b>31,468</b> | <b>30,047</b>   | <b>1,421</b>      |
| Sierra           | 15             | 11             | 4                | 1             | 1               | 0                 | 0             | 0               | 0                 |
| Siskiyou         | 547            | 172            | 375              | 12            | 12              | 0                 | 58            | 58              | 0                 |
| Solano           | 2,571          | 1,072          | 1,499            | 380           | 142             | 238               | 80            | 80              | 0                 |
| Sonoma           | 2,233          | 1,402          | 831              | 362           | 297             | 65                | 155           | 155             | 0                 |
| Stanislaus       | 5,218          | 1,911          | 3,307            | 274           | 231             | 43                | 338           | 338             | 0                 |
| Sutter           | 1,358          | 427            | 931              | 56            | 49              | 7                 | 97            | 97              | 0                 |
| Tehama           | 692            | 287            | 405              | 52            | 37              | 15                | 67            | 64              | 3                 |
| Trinity          | 196            | 40             | 156              | 21            | 11              | 10                | 18            | 18              | 0                 |
| Tulare           | 3,890          | 1,473          | 2,417            | 563           | 398             | 165               | 629           | 617             | 12                |
| Tuolumne         | 569            | 177            | 392              | 45            | 29              | 16                | 177           | 45              | 132               |
| Ventura          | 6,244          | 3,236          | 3,008            | 1,056         | 810             | 246               | 880           | 797             | 83                |
| Yolo             | 1,560          | 582            | 978              | 228           | 228             | 0                 | 502           | 502             | 0                 |
| Yuba             | 1,206          | 387            | 819              | 78            | 53              | 25                | 80            | 80              | 0                 |

**Column Key:**

(B) Includes dissolution, legal separation, and nullity.

(C) Includes Department of Child Support Services (DCSS), domestic violence prevention, and other miscellaneous family law petitions.

**Notes:**

0 or — The court reported that no cases occurred or the court did not submit a report in this category.

(i) The court reported incomplete data in this category.

**Family Law (Marital)—Method of Disposition, by County**  
**Fiscal Year 2017–18**

**Superior Courts**  
**Table 11c**

| COUNTY           | Total Filings<br>(A) | Total Dispositions<br>(B) | Before Trial                              |                           | After Trial<br>(E) |
|------------------|----------------------|---------------------------|---|---------------------------|--------------------|
|                  |                      |                           | Dismissal for Delay in Prosecution<br>(C) | Other Before Trial<br>(D) |                    |
| <b>STATEWIDE</b> | <b>131,042</b>       | <b>112,860</b>            | <b>4,424</b>                              | <b>104,188</b>            | <b>4,248</b>       |
| Alameda          | 4,569                | 4,031                     | 8   | 3,948                     | 75                 |
| Alpine           | 3                    | 2                         | 0   | 2                         | 0                  |
| Amador           | 187                  | 204                       | 4   | 200                       | 0                  |
| Butte            | 923                  | 873                       | 3   | 851                       | 19                 |
| Calaveras        | 185                  | 172                       | 0   | 172                       | 0                  |
| Colusa           | 75                   | 220                       | 0   | 218                       | 2                  |
| Contra Costa     | 3,443                | 300                       | 5   | 293                       | 2                  |
| Del Norte        | 95                   | 134                       | 0   | 134                       | 0                  |
| El Dorado        | 752                  | 782                       | 19  | 750                       | 13                 |
| Fresno           | 3,622                | 3,474                     | 2   | 3,438                     | 34                 |
| Glenn            | 98                   | 93                        | 2   | 91                        | 0                  |
| Humboldt         | 467                  | 486                       | 0   | 486                       | 0                  |
| Imperial         | 714                  | 605                       | 19  | 565                       | 21                 |
| Inyo             | 59                   | 57                        | 1   | 51                        | 5                  |
| Kern             | 3,321                | 2,704                     | 7   | 2,321                     | 376                |
| Kings            | 578                  | 483                       | 1   | 482                       | 0                  |
| Lake             | 247                  | 249                       | 33  | 212                       | 4                  |
| Lassen           | 145                  | 155                       | 0   | 155                       | 0                  |
| Los Angeles      | 32,330               | 28,726                    | 1,783                                     | 24,171                    | 2,772              |
| Madera           | 542                  | 505                       | 2   | 502                       | 1                  |
| Marin            | 818                  | 794                       | 9   | 785                       | 0                  |
| Mariposa         | 68                   | 47                        | 0   | 44                        | 3                  |
| Mendocino        | 389                  | 491                       | 138                                       | 353                       | 0                  |
| Merced           | 919                  | 717                       | 0   | 717                       | 0                  |
| Modoc            | 54                   | 56                        | 2   | 52                        | 2                  |
| Mono             | 43                   | 46                        | 0   | 46                        | 0                  |
| Monterey         | 1,236                | 1,359                     | 147                                       | 1,212                     | 0                  |
| Napa             | 500                  | 488                       | 1   | 486                       | 1                  |
| Nevada           | 414                  | 315                       | 2   | 313                       | 0                  |
| Orange           | 10,440               | 10,319                    | 1,145                                     | 9,139                     | 35                 |
| Placer           | 1,405                | —                         | —   | —                         | —                  |
| Plumas           | 79                   | 73                        | 6   | 64                        | 3                  |
| Riverside        | 8,768                | 8,319                     | 365                                       | 7,949                     | 5                  |
| Sacramento       | 5,432                | 4,137                     | 0   | 4,137                     | 0                  |
| San Benito       | 193                  | 184                       | 23  | 161                       | 0                  |
| San Bernardino   | 7,911                | 7,408                     | 455                                       | 6,935                     | 18                 |
| San Diego        | 12,342               | 8,734                     | 6   | 8,714                     | 14                 |
| San Francisco    | 2,256                | 2,503                     | 0   | 2,503                     | 0                  |
| San Joaquin      | 2,243                | 1,888                     | 0   | 1,868                     | 20                 |
| San Luis Obispo  | 888                  | 872                       | 52  | 763                       | 57                 |
| San Mateo        | 2,036                | 1,788                     | 1   | 1,787                     | 0                  |
| Santa Barbara    | 1,296                | 1,262                     | 0   | 1,262                     | 0                  |
| Santa Clara      | 4,826                | 3,954                     | 0   | 3,806                     | 148                |
| Santa Cruz       | 884                  | 897                       | 78  | 777                       | 42                 |
| Shasta           | 826                  | 777                       | 0   | 716                       | 61                 |

**Family Law (Marital)—Method of Disposition, by County**  
**Fiscal Year 2017–18**

**Superior Courts**  
**Table 11c**

| COUNTY           | Total Filings<br>(A) | Total Dispositions<br>(B) | Before Trial                              |                           | After Trial<br>(E) |
|------------------|----------------------|---------------------------|---|---------------------------|--------------------|
|                  |                      |                           | Dismissal for Delay in Prosecution<br>(C) | Other Before Trial<br>(D) |                    |
| <b>STATEWIDE</b> | <b>131,042</b>       | <b>112,860</b>            | <b>4,424</b>                              | <b>104,188</b>            | <b>4,248</b>       |
| Sierra           | 9                    | 11                        | 2   | 9                         | 0                  |
| Siskiyou         | 173                  | 172                       | 0   | 160                       | 12                 |
| Solano           | 1,691                | 1,072                     | 0   | 954                       | 118                |
| Sonoma           | 1,639                | 1,402                     | 0   | 1,396                     | 6                  |
| Stanislaus       | 2,307                | 1,911                     | 58  | 1,763                     | 90                 |
| Sutter           | 406                  | 427                       | 35  | 359                       | 33                 |
| Tehama           | 323                  | 287                       | 0   | 263                       | 24                 |
| Trinity          | 73                   | 40                        | 0   | 40                        | 0                  |
| Tulare           | 1,608                | 1,473                     | 9   | 1,444                     | 20                 |
| Tuolumne         | 219                  | 177                       | 0   | 174                       | 3                  |
| Ventura          | 2,974                | 3,236                     | 0   | 3,066                     | 170                |
| Yolo             | 665                  | 582                       | 1   | 557                       | 24                 |
| Yuba             | 334                  | 387                       | 0   | 372                       | 15                 |

**Column Key:**

(C)–(E) The total of the manner of disposition categories may not add up to B because not all courts were able to submit complete data for all manner of disposition data elements.

(D) Includes before and after hearing dismissals, transfers, and judgments.

**Notes:**

0 or — The court reported that no cases occurred or the court did not submit a report in this category.

(i) The court reported incomplete data in this category.



**Family Law Petitions—Method of Disposition, by County**  
**Fiscal Year 2017–18**

**Superior Courts**  
**Table 11d**

| COUNTY           | Total Filings<br>(A) | Total Dispositions<br>(B) | Before Trial                              |                             |                      | After Trial<br>(F) |
|------------------|----------------------|---------------------------|---|-----------------------------|----------------------|--------------------|
|                  |                      |                           | Dismissal for Delay in Prosecution<br>(C) | Other Before Hearing<br>(D) | After Hearing<br>(E) |                    |
| <b>STATEWIDE</b> | <b>229,345</b>       | <b>189,985</b>            | <b>27,989</b>                             | <b>98,017</b>               | <b>52,752</b>        | <b>11,227</b>      |
| Alameda          | 7,383                | 6,175                     | 923                                       | 3,752                       | 1,491                | 9                  |
| Alpine           | 7                    | 2                         | 0   | 2                           | 0                    | 0                  |
| Amador           | 278                  | 257                       | 15  | 144                         | 98                   | 0                  |
| Butte            | 1,985                | 1,389                     | 0   | 1,290                       | 80                   | 19                 |
| Calaveras        | 375                  | 261                       | 18  | 61                          | 178                  | 4                  |
| Colusa           | 120                  | 259                       | 0   | 222                         | 35                   | 2                  |
| Contra Costa     | 5,068                | 2,382                     | 376                                       | 227                         | 1,779                | 0                  |
| Del Norte        | 397                  | 1,029                     | 35  | 708                         | 286                  | 0                  |
| El Dorado        | 1,025                | 1,056                     | 12  | 384                         | 578                  | 82                 |
| Fresno           | 8,850                | 8,870                     | 0   | 4,671                       | 4,158                | 41                 |
| Glenn            | 352                  | 291                       | 0   | 195                         | 96                   | 0                  |
| Humboldt         | 1,135                | 873                       | 42  | 417                         | 413                  | 1                  |
| Imperial         | 1,600                | 1,546                     | 45  | 1,118                       | 334                  | 49                 |
| Inyo             | 134                  | 112                       | 0   | 64                          | 37                   | 11                 |
| Kern             | 8,125                | 7,511                     | 1,447                                     | 3,811                       | 1,395                | 858                |
| Kings            | 1,363                | 1,009                     | 78  | 621                         | 310                  | 0                  |
| Lake             | 753                  | 655                       | 148                                       | 409                         | 68                   | 30                 |
| Lassen           | 235                  | 224                       | 0   | 209                         | 15                   | 0                  |
| Los Angeles      | 58,059               | 50,233                    | 17,176                                    | 18,554                      | 5,646                | 8,857              |
| Madera           | 2,138                | 1,833                     | 131                                       | 743                         | 944                  | 15                 |
| Marin            | 552                  | 534                       | 2   | 380                         | 152                  | 0                  |
| Mariposa         | 134                  | 45                        | 0   | 28                          | 17                   | 0                  |
| Mendocino        | 815                  | 907                       | 112                                       | 741                         | 54                   | 0                  |
| Merced           | 2,687                | 1,521                     | 0   | 1,437                       | 84                   | 0                  |
| Modoc            | 168                  | 92                        | 3   | 39                          | 46                   | 4                  |
| Mono             | 50                   | 31                        | 0   | 24                          | 7                    | 0                  |
| Monterey         | 2,054                | 2,133                     | 249                                       | 1,820                       | 64                   | 0                  |
| Napa             | 697                  | 552                       | 4   | 501                         | 47                   | 0                  |
| Nevada           | 647                  | 347                       | 15  | 191                         | 141                  | 0                  |
| Orange           | 13,106               | 10,014                    | 477                                       | 4,209                       | 5,181                | 147                |
| Placer           | 2,068                | —                         | —   | —                           | —                    | —                  |
| Plumas           | 175                  | 154                       | 31  | 71                          | 47                   | 5                  |
| Riverside        | 16,346               | 20,721                    | 2,063                                     | 11,313                      | 7,252                | 93                 |
| Sacramento       | 11,280               | 8,751                     | 1   | 1,114                       | 7,636                | 0                  |
| San Benito       | 342                  | 289                       | 43  | 150                         | 93                   | 3                  |
| San Bernardino   | 20,774               | 20,060                    | 3,463                                     | 11,274                      | 5,155                | 168                |
| San Diego        | 15,956               | 9,755                     | 704                                       | 7,825                       | 1,226                | 0                  |
| San Francisco    | 2,837                | 2,153                     | 0   | 2,050                       | 103                  | 0                  |
| San Joaquin      | 5,472                | 2,933                     | 6   | 1,653                       | 1,273                | 1                  |
| San Luis Obispo  | 1,014                | 854                       | 87  | 457                         | 301                  | 9                  |
| San Mateo        | 1,875                | 1,185                     | 4   | 1,086                       | 95                   | 0                  |
| Santa Barbara    | 1,773                | 1,174                     | 15  | 865                         | 288                  | 6                  |
| Santa Clara      | 4,909                | 2,813                     | 0   | 2,664                       | 140                  | 9                  |
| Santa Cruz       | 877                  | 865                       | 154                                       | 526                         | 181                  | 4                  |
| Shasta           | 1,526                | 1,013                     | 0   | 649                         | 364                  | 0                  |

**Family Law Petitions—Method of Disposition, by County**  
**Fiscal Year 2017–18**

**Superior Courts**  
**Table 11d**

| COUNTY           | Total Filings<br>(A) | Total Dispositions<br>(B) | Before Trial                              |                             |                      | After Trial<br>(F) |
|------------------|----------------------|---------------------------|---|-----------------------------|----------------------|--------------------|
|                  |                      |                           | Dismissal for Delay in Prosecution<br>(C) | Other Before Hearing<br>(D) | After Hearing<br>(E) |                    |
| <b>STATEWIDE</b> | <b>229,345</b>       | <b>189,985</b>            | <b>27,989</b>                             | <b>98,017</b>               | <b>52,752</b>        | <b>11,227</b>      |
| Sierra           | 26                   | 4                         | 0   | 1                           | 3                    | 0                  |
| Siskiyou         | 517                  | 375                       | 6   | 351                         | 13                   | 5                  |
| Solano           | 3,378                | 1,499                     | 0   | 1,124                       | 325                  | 50                 |
| Sonoma           | 1,702                | 831                       | 5   | 706                         | 119                  | 1                  |
| Stanislaus       | 4,740                | 3,307                     | 31  | 1,889                       | 1,268                | 119                |
| Sutter           | 1,299                | 931                       | 62  | 792                         | 70                   | 7                  |
| Tehama           | 744                  | 405                       | 0   | 275                         | 122                  | 8                  |
| Trinity          | 170                  | 156                       | 1   | 60                          | 95                   | 0                  |
| Tulare           | 3,119                | 2,417                     | 3   | 1,162                       | 1,221                | 31                 |
| Tuolumne         | 448                  | 392                       | 0   | 221                         | 164                  | 7                  |
| Ventura          | 3,476                | 3,008                     | 0   | 1,763                       | 710                  | 535                |
| Yolo             | 1,385                | 978                       | 2   | 523                         | 423                  | 30                 |
| Yuba             | 825                  | 819                       | 0   | 481                         | 331                  | 7                  |

**Column Key:**


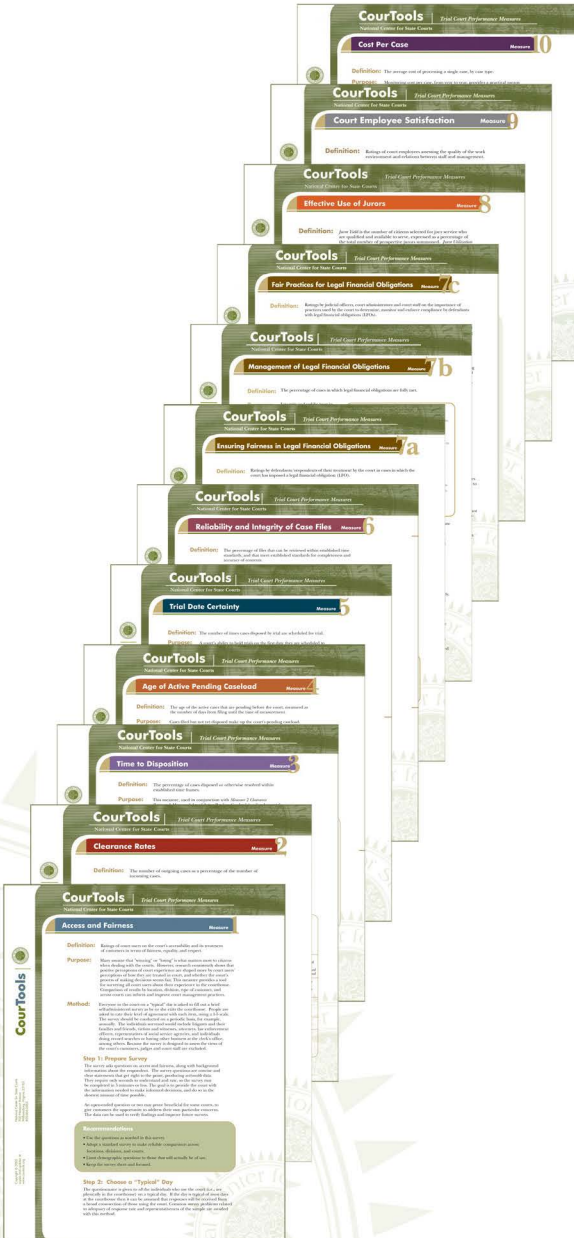
- (A) and (D) Includes juvenile dependency adoption cases reported on JBSIS.
- (C)–(F) The total of the manner of disposition categories may not add to B because not all courts were able to submit complete data for all manner of disposition data elements.
- (D) Includes transfers, dismissals, and judgments.

**Notes:**

- Family law petitions include Department of Child Support Services (DCSS), domestic violence prevention, and other family law cases.
- 0 or — The court reported that no cases occurred or the court did not submit a report in this category.
- (i) The court reported incomplete data in this category.

Attachment E  
CourTools, Overview and Measures 2  
through Measure 4

# Giving Courts the Tools to Measure Success



# CourTools

# CourTools



Courts have long sought a set of balanced and realistic performance measures that are practical to implement and use. The ten **CourTools** performance measures were designed by the National Center for State Courts to answer that call.

Measuring court performance can be a challenge. Understanding the steps involved in performance measurement can make the task easier and more likely to succeed. **CourTools** supports efforts toward improved court performance by helping:

- Clarify performance goals
- Develop a measurement plan
- Document success

Effective measurement is key to managing court resources efficiently, letting the public know what your court has achieved, and helping to identify the benefits of improved court performance.

The NCSC developed **CourTools** by integrating the major performance areas defined by the Trial Court Performance

Standards with relevant concepts from other successful public- and private-sector performance measurement systems. This balanced set of court performance measures provides the judiciary with the tools to demonstrate effective stewardship of public resources. Being responsive and accountable is critical to maintaining the independence courts need to deliver fair and equal justice to the public.

Each of the ten **CourTools** measures follows a similar sequence, with steps supporting one another. These steps include a clear definition and statement of purpose, a measurement plan with instruments and data collection methods, and strategies for reporting results.

Published in a visual format, **CourTools** uses illustrations, examples, and jargon-free language to make the measures clear and easy to understand.

### Access and Fairness

### Measure

# 1

**definition:** Ratings of court users on the court’s accessibility and its treatment of customers in terms of fairness, equality, and respect.

**purpose:** Many assume “winning” or “losing” is what matters most to citizens when dealing with the courts. However, research consistently shows that positive perceptions of court experience are shaped more by court users’ perceptions of how they are treated in court, and whether the court’s process of making decisions seems fair. This measure provides a tool for surveying all court users about their experience in the courthouse. Comparison of results by location, division, type of customer, and across courts can inform court management practices.

### Clearance Rates

### Measure

# 2

**definition:** The number of outgoing cases as a percentage of the number of incoming cases.

**purpose:** Clearance rate measures whether the court is keeping up with its incoming caseload. If cases are not disposed in a timely manner, a backlog of cases awaiting disposition will grow. This measure is a single number that can be compared within the court for any and all case types, on a monthly or yearly basis, or between one court and another. Knowledge of clearance rates by case type can help a court pinpoint emerging problems and indicate where improvements can be made.

### Time to Disposition

### Measure

# 3

**definition:** The percentage of cases disposed or otherwise resolved within established time frames.

**purpose:** This measure, used in conjunction with *Measure 2 Clearance Rates* and *Measure 4 Age of Active Pending Caseload*, is a fundamental management tool that assesses the length of time it takes a court to process cases. It compares a court’s performance with local, state, or national guidelines for timely case processing.

### Age of Active Pending Caseload

### Measure

# 4

**definition:** The age of the active cases pending before the court, measured as the number of days from filing until the time of measurement.

**purpose:** Having a complete and accurate inventory of active pending cases and tracking their progress is important because this pool of cases potentially requires court action. Examining the age of pending cases makes clear, for example, the cases drawing near or about to surpass the court’s case processing time standards. This information helps focus attention on what is required to resolve cases within reasonable timeframes.

## Trial Date Certainty

Measure

5

**definition:** The number of times cases disposed by trial are scheduled for trial.

**purpose:** A court's ability to hold trials on the first date they are scheduled to be heard (trial date certainty) is closely associated with timely case disposition. This measure provides a tool to evaluate the effectiveness of calendaring and continuance practices. For this measure, "trials" includes jury trials, bench trials (also known as non-jury or court trials), and adjudicatory hearings in juvenile cases.

## Reliability and Integrity of Case Files

Measure

6

**definition:** The percentage of files that can be retrieved within established time standards and that meet established standards for completeness and accuracy of contents.

**purpose:** A reliable and accurate case file system is fundamental to the effectiveness of day-to-day court operations and fairness of judicial decisions. The maintenance of case records directly affects the timeliness and integrity of case processing. This measure provides information regarding (a) how long it takes to locate a file, (b) whether the file's contents and case summary information match up, and (c) the organization and completeness of the file.

## Ensuring Fairness in Legal Financial Obligations

Measure

7a

**definition:** Ratings by defendants/respondents of their treatment by the court in cases in which the court has imposed a legal financial obligation (LFO).

**purpose:** This measure evaluates the extent to which the court is seen by its customers to demonstrate fairness, respect, equal treatment, and concern in the imposition of legal financial obligations (LFOs).

## Management of Legal Financial Obligations

Measure

7b

**definition:** The percentage of cases in which legal financial obligations are fully met.

**purpose:** Integrity and public trust in the administration of justice depend in part on how and how well court orders are observed and enforced. In the context of legal financial obligations, courts seek to manage compliance to maximize a defendant's ability to successfully meet those obligations. In particular, restitution for crime victims and accountability for enforcement of sanctions imposed on offenders are issues of intense public interest and concern. The focus of this measure is on the extent to which a court successfully manages the enforcement of court orders requiring payment of legal financial obligations.



## Fair Practices for Legal Financial Obligations

Measure

7c

**definition:** Ratings by judicial officers, court administrators, and court staff on the importance of practices used by the court to determine, monitor, and enforce compliance by defendants with legal financial obligations (LFOs).

**purpose:** Using a short survey, this measure provides a method of self-assessment for court personnel to evaluate the utility of their current processes and gauge the importance of incorporating additional recognized good practices to enhance defendant compliance with LFOs.

## Effective Use of Jurors

Measure

8

**definition:** Juror Yield is the number of citizens selected for jury duty who are qualified and report to serve, expressed as a percentage of the total number of prospective jurors available. Juror Utilization is the rate at which prospective jurors are used at least once in trial or voir dire.

**purpose:** The percentage of citizens available to serve relates to the integrity of source lists, the effectiveness of jury management practices, the willingness of citizens to serve, the efficacy of excuse and postponement policies, and the number of exemptions allowed. The objective of this measure is to minimize the number of unused prospective jurors—the number of citizens who are summoned, qualified, report for jury service, and who are not needed.

## Court Employee Satisfaction

Measure

9

**definition:** Ratings of court employees assessing the quality of the work environment and relations between staff and management.

**purpose:** Committed and loyal employees have a direct impact on a court's performance. This measure is a powerful tool for surveying employee opinion on whether staff have the materials, motivation, direction, sense of mission, and commitment to do quality work. Knowing how employees perceive the workplace is essential to facilitate organizational development and change, assess teamwork and management style, enhance job satisfaction, and thus improve service to the public.

## Cost Per Case

Measure

10

**definition:** The average cost of processing a single case, by case type.

**purpose:** Monitoring cost per case, from year to year, provides a practical means to evaluate existing case processing practices and to improve court operations. Cost per case forges a direct connection between how much is spent and what is accomplished. This measure can be used to assess return on investment in new technologies, reengineering of business practices, staff training, or the adoption of "best practices." It also helps determine where court operations may be slack, including inefficient procedures or underutilized staff.



# CourTools



Contact the National Center's Court Services Division  
to learn more about implementing **CourTools** in your court.

Call us toll-free at:

**800.466.3063**

Download a free copy of **CourTools** at:

**[www.courttools.org](http://www.courttools.org)**



**[www.ncsc.org](http://www.ncsc.org)**

## **Court Consulting Services**

707 Seventeenth Street, Suite 2900  
Denver, CO 80202-3429  
800.466.3063

## **Headquarters**

300 Newport Avenue  
Williamsburg, VA 23185-4147  
800.616.6109

## Clearance Rates

Measure

2

**Definition:** The number of outgoing cases as a percentage of the number of incoming cases.

**Purpose:** Clearance rate measures whether the court is keeping up with its incoming caseload. If cases are not disposed in a timely manner, a backlog of cases awaiting disposition will grow. This measure is a single number that can be compared within the court for any and all case types, from month to month and year to year, or between one court and another. Knowledge of clearance rates by case type can help a court pinpoint emerging problems and indicate where improvements may be made. Courts should aspire to clear (i.e., dispose of) at least as many cases as have been filed/reopened/reactivated in a period by having a clearance rate of 100 percent or higher.

**Method:** Computing a clearance rate requires a count of incoming cases and outgoing cases during a given time period (e.g., year, quarter, or month).

### Step 1

Incoming cases are summed using three kinds of cases: *New Filings*, *Reopened cases*, and *Reactivated cases*. If *Reopened* and *Reactivated* cases cannot be counted, just use *New Filings*.

|                           |                             |         |
|---------------------------|-----------------------------|---------|
| <b>Sum incoming cases</b> | <b>New Filings</b>          | 812     |
|                           | <b>Reopened Cases</b>       | + 162   |
|                           | <b>Reactivated Cases</b>    | + 109   |
|                           | <b>Total Incoming Cases</b> | = 1,083 |

### Step 2

Outgoing cases are summed by using three kinds of dispositions: *Entry of Judgment*, *Reopened Dispositions*, and *Placed on Inactive Status*. If *Reopened Dispositions* and *Placed on Inactive Status* cases cannot be counted, just use *Entry of Judgment* cases.

|                           |                                  |       |
|---------------------------|----------------------------------|-------|
| <b>Sum outgoing cases</b> | <b>Entry of Judgment</b>         | 684   |
|                           | <b>Reopened Disposition</b>      | + 137 |
|                           | <b>Placed on Inactive Status</b> | + 92  |
|                           | <b>Total Outgoing Cases</b>      | = 913 |

### Step 3

The clearance rate is calculated by dividing the result of Step 2 by the result of Step 1.

|                                 |                         |
|---------------------------------|-------------------------|
| <b>Calculate clearance rate</b> | $913 \div 1,083 = 84\%$ |
|---------------------------------|-------------------------|

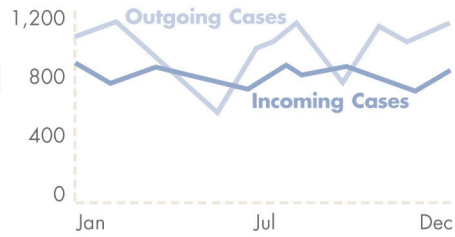




## Analysis and Interpretation

### The process...

Plot incoming and outgoing cases over time



Calculate a clearance rate



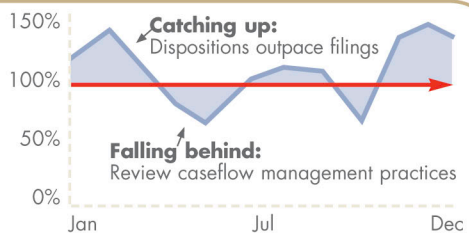
|      | Outgoing | Incoming | Clearance Rate |
|------|----------|----------|----------------|
| Apr  | 855      | ÷ 843    | = 101%         |
| May  | 734      | ÷ 825    | = 89%          |
| June | 635      | ÷ 774    | = 82%          |
| July | 1,016    | ÷ 965    | = 105%         |

partial data shown

Set a clearance rate goal



Monitor, analyze, take action

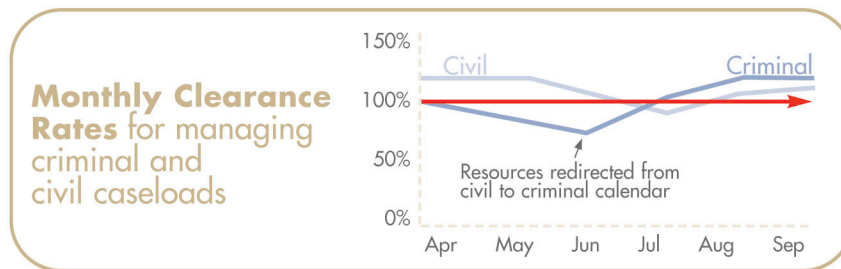


### Clearance Rates

Measure

# 2

This chart shows clearance rates for two case types (Civil and Criminal) for six months. The Civil clearance rate was above the target level of 100 percent at the beginning of this period. However, the Criminal clearance rate was falling significantly below the target level. The court implemented new caseload management practices and redirected resources from the Civil calendar to the Criminal calendar to improve Criminal case processing. The chart shows that the Criminal clearance rate improved. By the end of the six-month period, the clearance rates for the two case types were in balance. Clearance rate data allow the court to see whether its caseload management changes had the desired effect.



Further analysis shows how clearance rates can be compared on an annual basis to assess the impact of new policies. For example, highlighting districts that reach a clearance rate target allows court managers to assess the effectiveness of caseload management practices across court divisions, court locations, or courtroom by courtroom.

**Annual Clearance Rates** for assessing comparative performance

|            | Criminal Cases | Above 100% | Civil Cases | Above 100% |
|------------|----------------|------------|-------------|------------|
| District 1 | 87%            |            | 103%        | X          |
| District 2 | 105%           | X          | 92%         |            |
| District 3 | 93%            |            | 102%        | X          |
| District 4 | 90%            |            | 101%        | X          |
| District 5 | 107%           | X          | 83%         |            |

Three years of data provides a more representative picture of clearance rate trends by smoothing yearly fluctuations.

**3-Year Clearance Rates** for analyzing trends

|            | 2002 | 2003 | 2004 | 3-Year Average |
|------------|------|------|------|----------------|
| District 3 | 105% | 114% | 99%  | 106%           |
| District 2 | 106% | 100% | 101% | 102%           |
| District 1 | 100% | 99%  | 97%  | 99%            |
| District 4 | 99%  | 98%  | 95%  | 97%            |
| District 5 | 96%  | 90%  | 89%  | 91%            |



## Terms You Need to Know

**Entry of Judgment:** A count of cases for which an original entry of judgment—the court’s final determination of the rights and obligations of the parties to a case—has been filed. For cases involving multiple parties/issues, the manner of disposition should not be reported until all parties/issues have been resolved.

**New Filing:** A count of cases that have been filed with the court for the first time.

**Placed on Inactive Status:** A count of cases whose status has been administratively changed to inactive because the court will take no further action in the case until an event restores the case to the court's active pending caseload.

**Reactivated:** A count of cases that had previously been placed in an inactive pending status, but for which further court proceedings and activities can now be resumed so that the case can proceed to disposition.

**Reopened:** A count of cases in which judgments have previously been entered but which have been restored to the court's pending caseload due to the filing of a request to modify or enforce the existing judgments. When a Reopened Case is disposed of, report the disposition as a Reopened Disposition.

**Reopened Disposition:** A count of cases that were disposed of by a modification to, and/or enforcement of, the original judgment of the court. For cases involving multiple parties/issues, the manner of disposition should not be reported until all parties/issues have been resolved.

For a full discussion of these definitions, see the *State Court Guide to Statistical Reporting* available at: <http://www.courtstatistics.org/Other-Pages/Publications/Guide-to-Statistical-Reporting.aspx>



# CourTools

Developed by the NCSC Court  
Performance Community of Practice.

Project Directors: Brian Ostrom and Daniel Hall  
Series Editor: Richard Schauflyer  
Senior Contributors: Matthew Kleiman and Ingo Kellitz  
Information Design: VisualResearch, Inc.

### Time to Disposition

### Measure 3

**Definition:** The percentage of cases disposed or otherwise resolved within established time frames.

**Purpose:** This measure, used in conjunction with *Measure 2 Clearance Rates* and *Measure 4 Age of Active Pending Caseload*, is a fundamental management tool that assesses the length of time it takes a court to process cases. It compares a court's performance with local, state, or national guidelines for timely case processing. When the underlying data conform to the *State Court Guide to Statistical Reporting*, the measure takes into account periods of inactivity beyond the court control (e.g., absconded defendants, cases suspended pending decision on an appeal) and provides a framework for meaningful measurement across all case types.

Time standards to ensure timely justice have existed for over 40 years. The National Center for State Courts (NCSC), in conjunction with the Conference of State Court Administrators (COSCA) and Conference of Chief Justices (CCJ), revised previous national standards, engaging practitioners in a two-year collaboration informed by empirical performance data from state courts. These standards were approved by CCJ, COSCA, the American Bar Association (ABA), and the National Association for Court Management (NACM). Courts should take note of these revised standards, as well as any additional standards specific to their jurisdiction.

#### Model Time Standards for State Trial Courts

|   |   |  |   |
|---|---|--|---|
| <b>Criminal</b>   |   | <b>Juvenile</b>                                  |   |
| Felony  | 75% within 90 days<br>90% within 180 days<br>98% within 365 days  | Delinquency & Status Offense                     | For youth in detention:<br>75% within 30 days<br>90% within 45 days<br>98% within 90 days<br>For youth not in detention:<br>75% within 60 days<br>90% within 90 days<br>98% within 150 days |
| Misdemeanor   | 75% within 60 days<br>90% within 90 days<br>98% within 180 days   | Neglect & Abuse                                  | Adjudicatory Hearing<br>98% within 90 days of removal<br>Permanency Hearing<br>75% within 270 days of removal<br>98% within 360 days of removal   |
| Traffic & Local Ordinance   | 75% within 30 days<br>90% within 60 days<br>98% within 90 days    | Termination of Parental Rights                   | 90% within 120 days after the filing of a termination petition<br>98% within 180 days after the filing of a termination petition  |
| Habeas corpus/Post-conviction proceedings (following a criminal conviction) | 98% within 180 days   | <b>Probate</b>                                   |   |
| <b>Civil</b>  |   | Administration of Estates                        | 75% within 360 days<br>90% within 540 days<br>98% within 720 days   |
| General Civil   | 75% within 180 days<br>90% within 365 days<br>98% within 540 days | Guardianship/Conservator of Incapacitated Adults | 98% within 90 days  |
| Summary Matters   | 75% within 60 days<br>90% within 90 days<br>98% within 180 days   | Civil Commitment                                 | 98% within 15 days  |
| <b>Family</b>   |   |  |   |
| Dissolution/Divorce/Allocation of Parental Responsibility                   | 75% within 120 days<br>90% within 180 days<br>98% within 365 days |  |   |
| Post Judgment Motions   | 98% within 180 days   |  |   |
| Protection Orders   | 90% within 10 days<br>98% within 30 days                          |  |   |

Source: National Center for State Courts Web site, <http://ncsc.contentdm.oclc.org/cdm/ref/collection/ctadmin/id/1836>



## Method:

This measure should be reviewed on a regular (e.g., monthly, quarterly, annual) basis. If reviewed regularly, the court can observe trends as they develop, then aggregate the data for annual reporting.

For each case type, the first task is to compile a list of all cases that were disposed or otherwise resolved during the reporting period. For the purpose of this measure, "disposed or otherwise resolved" is defined as having had an *Entry of Judgment*. If the data for the measure are not available in automated form, and data collection requires manual review of case files, then the measure will likely need to be taken on an annual basis. Sampling is an option in courts where case volumes are high.

## Sampling

This measure should be calculated for all cases disposed or otherwise resolved during the reporting period. However, sampling will be necessary in courts where case volumes are high if a complete report cannot be produced by the case management system. In most instances, a sample of 300 cases will be sufficient. To obtain a random sample requires: a list of all cases in the population, a unique identification number for each case, and a method for selecting cases. A straightforward method is systematic sampling where only the first case is randomly selected and then every *n*th case from a list is selected for the sample, i.e., if the total number of civil cases in a court was 3,000 and the sample size was to be 300 cases, select every tenth case ( $3000/300=10$ ).

## Which Cases Are Included?

There are two kinds of cases for which the time to disposition can be computed. The first are typical cases that move through the system without interruption. When these cases are disposed or otherwise resolved by *Entry of Judgment* during the reporting period, they should be counted. The filing dates for these cases will vary, but what qualifies them for inclusion is the fact that the disposition dates all fall within the reporting period (e.g., the calendar year).

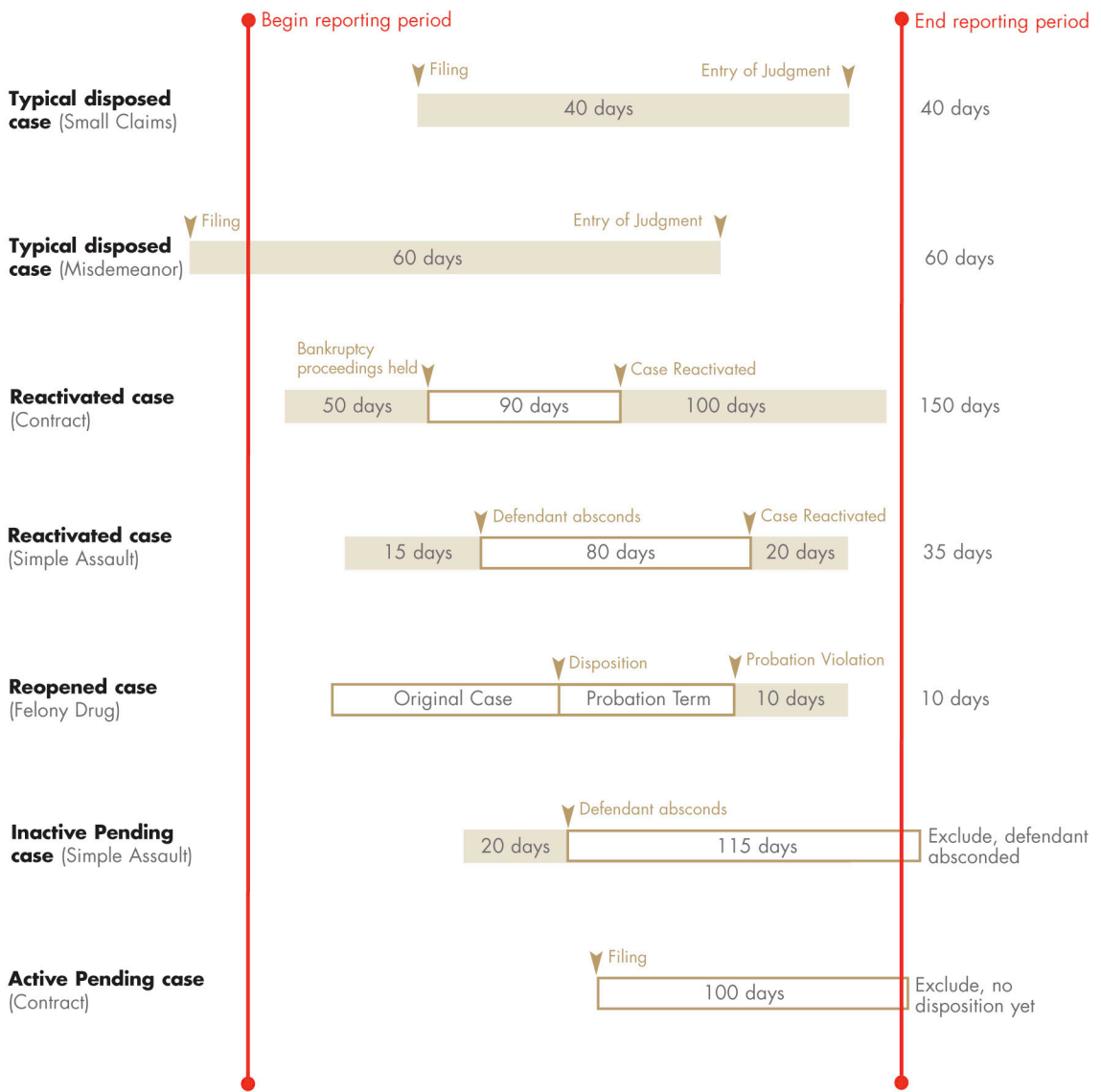
The second kind are cases that had their progress interrupted and underwent a period of inactivity, but were *Reopened* or *Reactivated* by the court and disposed of during the reporting period. An example of this is a contract case that is *Placed on Inactive Status* pending the outcome of bankruptcy proceedings. Following those proceedings, the contract case resumes and is disposed. Another example is a criminal case in which the defendant absconds after the case was filed. The case is *Placed on Inactive Status* during this time, but when the defendant is apprehended and returned to court, the case resumes and is disposed.

Cases in which judgment was previously entered but which have been *Reopened* due to a request to modify or enforce existing judgments are also included. For example, the court might grant a motion to consider newly discovered evidence, and thus reopen a case. In juvenile cases, a case might be reopened due to violation of probation, or due to failure of parents to comply with a court order. When these *Reopened* cases are disposed during the reporting period, they should be included in this measure. In all these examples, the time that is counted starts when the case is reopened, not with the date of the original filing.



Cases that are in an official period of inactivity at the end of the reporting period should *not* be included in this measure. As this type of case is considered to be among the court's *Inactive Pending* cases at the end of the reporting period (i.e., they are not moving toward disposition for a known and legitimate reason and the court is aware of this), they should be excluded from the analysis. *Active Pending* cases are excluded from analysis, since no disposition has been reached.

### Time Calculation Examples







# Time to Disposition

Measure

3

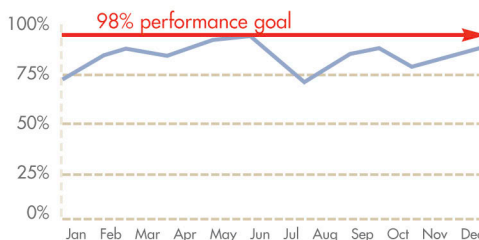
## Analysis and Interpretation

### Superior Court

|                 | Percentage of Cases Disposed |      |          |      | Number of Days |        |
|-----------------|------------------------------|------|----------|------|----------------|--------|
|                 | 180 days                     |      | 365 days |      | Mean           | Median |
|                 | Current                      | Goal | Current  | Goal |                |        |
| Criminal-Felony | 70%                          | 90%  | 97%      | 98%  | 170            | 121    |
| Civil-General   | 82%                          | 75%  | 95%      | 90%  | 151            | 93     |
| Family-Divorce  | 90%                          | 90%  | 92%      | 98%  | 158            | 105    |

This table summarizes time to disposition in one court across three case types. The court is almost meeting its 365-day standard in criminal cases, exceeding its 365-day standard in civil cases, and lagging behind in domestic cases. The court should examine criminal caseload management in the first 180 days, the period in which the court is furthest from its goal.

### Time to Disposition in Felony Cases- 98% at 365-Day Time Standard



The court has adopted the new Model Time Standards and was steadily improving, meeting this goal in June. In the months that followed, however, time to disposition increased. The court needs to examine what happened, especially in July and October, to determine and source of the decline in performance.

### Comparing Time to Disposition in Civil and Criminal Cases (using a 365-Day Time Standard)

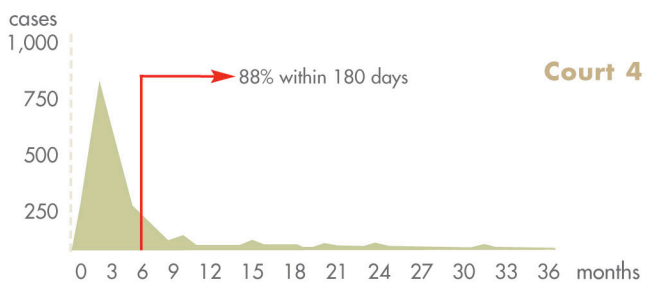
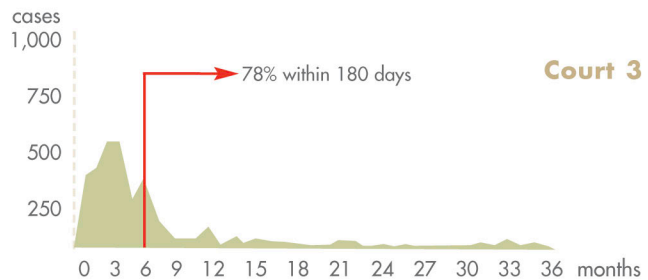
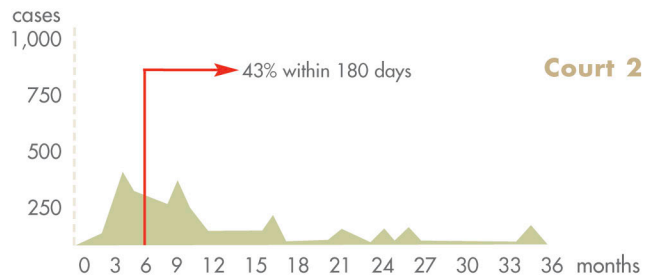
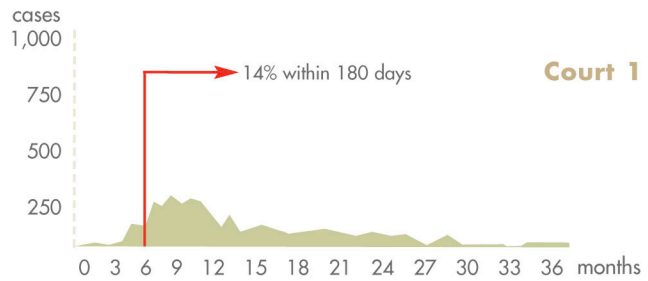


Increases in the criminal caseload caused the court to shift judicial officers from civil to criminal cases and initiate caseload management improvements in June. Time to disposition for criminal cases improved, but not without a corresponding decline in time to disposition performance in civil.

The graphics here show one way to display time to disposition data for felony cases in four courts. The data show that the vast majority of cases are resolved within six months in the two faster courts, compared to about eighteen months in the two slower courts. The profile of felony case time to disposition in different courts may vary due to the seriousness of the case mix, charging and pleading practices, and the manner of disposition. Of course, differences in time to disposition will also result from variation in court case management practices. Documenting differences in case processing time among courts is the first step in analyzing the reasons for those differences.

For all types of cases, time to disposition is a basic court management tool. Compiling data on the timing of key case events, consistent definition of terms, and distinguishing between active and inactive cases are basic ingredients to understanding and improving caseload management.

**Percent of Felony Cases Disposed Within 36 Months...**





## Terms You Need to Know

**Active Pending:** A count of cases that, at the end of the reporting period, are awaiting disposition.

**Entry of Judgment:** A count of cases for which an original entry of judgment—the court’s final determination of the rights and obligations of the parties to a case—has been filed. For cases involving multiple parties/issues, the manner of disposition should not be reported until all parties/issues have been resolved.

**Mean:** The average value of a set of numbers, equal to the sum of all values divided by the number of values.

**Median:** The middle value in a distribution of numbers. Half of the values will be above this point, half will be below.

**Percentile:** A percentile is a score below which a given percentage of the cases falls. Thus, if cases aged 120 days represent the 90th percentile of a court’s pending caseload, it means that 90% of those cases are aged 120 days or less. Spreadsheet and statistical software can calculate percentile ranking of data.

**Placed on Inactive Status:** A count of cases whose status has been administratively changed to inactive because the court will take no further action in the case until an event restores the case to the court’s active pending caseload.

**Random Sample:** A sample chosen that minimizes bias in the selection process. A random sample of case files is typically generated by a computer or selected from a random number table. Systematic samples require a randomly selected starting point, then the taking of every  $n$ th case, i.e., if the total number of civil cases in a court was 3,000 and the sample size was to be 300 cases, select every tenth case ( $3,000 \div 300 = 10$ ).

**Reactivated:** A count of cases that had previously been placed in an Inactive Pending status, but for which further court proceedings and activities can now be resumed so that the case can proceed to disposition.

**Reopened:** A count of cases in which judgments have previously been entered but which have been restored to the court’s pending caseload due to the filing of a request to modify or enforce the existing judgment.

**Reopened Disposition:** A count of cases that were disposed of by a modification to and/or enforcement of the original judgment of the court.

**Time Standards:** An acknowledged measure of comparison, measured as the time (in days) it takes to process a case, from filing to disposition. A time standard is expressed in terms of the percentage of cases that should be resolved within a certain time frame (e.g., 98% within 180 days).



### Age of Active Pending Caseload

Measure **4**

**Definition:** The age of the active cases that are pending before the court, measured as the number of days from filing until the time of measurement.

**Purpose:** Cases filed but not yet disposed make up the court's pending caseload. Having a complete and accurate inventory of active pending cases as well as tracking their number and age is important because this pool of cases potentially requires court action. Examining the age of pending cases makes clear, for example, the number and type of cases drawing near or about to surpass the court's case processing time standards. Once the age spectrum of cases is determined, the court can focus attention on what is required to ensure cases are brought to completion within reasonable timeframes.

**Method:** For each case type being analyzed, the court should produce a report that calculates the time, in days, from filing of the case until the date established for the reporting period being examined (e.g., last day of the month, last day of the year). A report, similar to the one below, can be used to display the age of pending cases in time periods relevant to the court. Success in achieving a particular case processing time goal is easily monitored by referring to the Cumulative Percent column. In the example below, 85 percent of the court's caseload has been pending for 540 days or less.

#### Age of Active Pending Caseloads

| General Civil |                 |         |                    | Felony       |                 |         |                    |
|---------------|-----------------|---------|--------------------|--------------|-----------------|---------|--------------------|
| Age (days)    | Number of Cases | Percent | Cumulative Percent | Age (days)   | Number of Cases | Percent | Cumulative Percent |
| 0-90          | 344             | 18%     | 18%                | 0-60         | 438             | 21%     | 21%                |
| 91-180        | 410             | 21%     | 39%                | 61-120       | 559             | 26%     | 47%                |
| 181-270       | 245             | 13%     | 52%                | 121-180      | 785             | 37%     | 84%                |
| 271-365       | 267             | 14%     | 66%                | 181-240      | 82              | 4%      | 88%                |
| 366-450       | 189             | 10%     | 76%                | 241-300      | 92              | 4%      | 92%                |
| 451-540       | 168             | 9%      | 85%                | 301-365      | 123             | 6%      | 98%                |
| 541-630       | 90              | 5%      | 90%                | over 365     | 32              | 2%      | 100%               |
| 631-730       | 124             | 6%      | 96%                |              |                 |         |                    |
| over 730      | 76              | 4%      | 100%               |              |                 |         |                    |
| <b>Total</b>  | <b>1,913</b>    |         |                    | <b>Total</b> | <b>2,111</b>    |         |                    |

Shows that 85% of the court's active pending cases are less than or equal to 540 days old.

This measure should be used in conjunction with *Measure 2 Clearance Rates* and *Measure 3 Time to Disposition* to get an accurate picture of how a court is managing its caseload. For example, a court may have a high clearance rate, and score well on Measure 2, yet still be building up an inventory of older cases (evaluated by using Measure 4). This measure differs from *Measure 3 Time to Disposition* in that the cases being analyzed here have not reached a disposition in the court.



To use this measure accurately, a court must be able to identify and count cases that have been *Placed on Inactive Status*. These are cases that have ceased movement toward a disposition as the result of events beyond the court's control (e.g., a defendant who absconds, the initiation of bankruptcy proceedings, etc.). The ability of a court to track its pending cases will also allow the court to return an *Inactive* case to *Active* status if the case has been *Reactivated*. At the time of measurement, the court should remove *Inactive* cases from the pending inventory because these cases are not directly comparable to *Active* cases and will exaggerate the age of the pending caseload.

This measure should be taken on a regular (e.g., monthly, quarterly, or annual) basis. The measure can be used to report age of the pending caseload for any case type. (Primary case types are defined in the *State Court Guide to Statistical Reporting*.)

## Sampling

This measure should be calculated for all cases in the Active Pending inventory. However, sampling will be necessary in courts where case volumes are high if a complete report cannot be produced by the case management system. In most instances, a sample of 300 cases will be sufficient. To obtain a random sample requires: a list of all cases in the population, a unique identification number for each case, and a method for selecting cases. A straightforward method is systematic sampling where only the first case is randomly selected and then every *n*th case from a list is selected for the sample, i.e., if the total number of civil cases in a court was 3,000 and the sample size was to be 300 cases, select every tenth case ( $3000/300=10$ ).

## Which Cases Are Included?

---

Only *Active Pending* cases are included in this measure, and other cases should be excluded. Rules for counting, as defined in the *State Court Guide to Statistical Reporting*, are summarized below and illustrated in the figure.

The most straightforward cases to count are those that are moving through the system without interruption and are active and pending at the time of measurement.

A second category are cases that had their progress interrupted and underwent a period of inactivity but were *Reactivated* by the court prior to the time of measurement. An example of this is a contract case that is *Placed on Inactive Status* pending the outcome of bankruptcy proceedings.



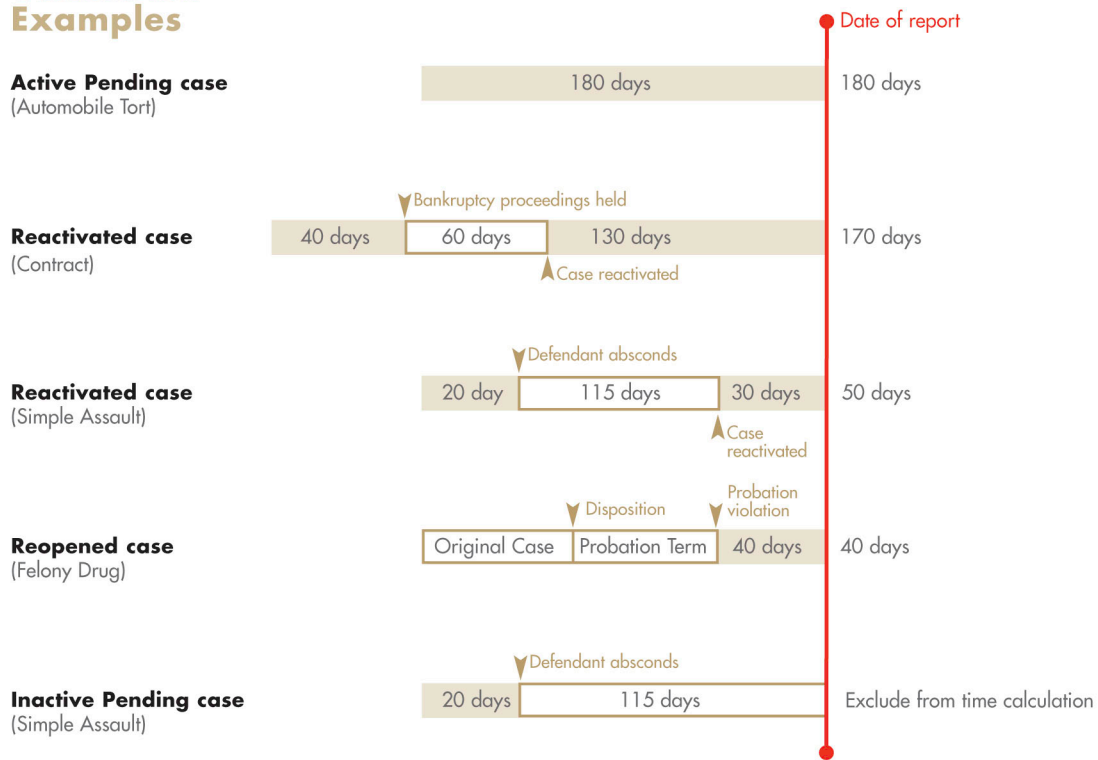


Following those proceedings, the contract case resumes, and is counted as a *Reactivated* case (not as a new filing). Another example is a criminal case in which the case is filed and the defendant absconds for a period of time. The case is *Placed on Inactive Status* during this time, but when the defendant is apprehended and returned to court, the case is *Reactivated*.

A third category are cases in which judgment was previously entered, but which have been *Reopened* due to a request to modify or enforce existing judgments. These cases have been restored to the court’s *Active Pending* caseload. For example, the court might grant a motion to consider newly discovered evidence, and thus reopen a case.

A fourth category are cases that should not be included in this measure. These are cases that are in an official period of inactivity at the date of report. As these cases are considered to be among the court’s *Inactive Pending* cases (i.e., they are not moving toward disposition for a known and legitimate reason and the court is aware of this) they should be excluded from the analysis.

### Time Calculation Examples





# Age of Active Pending Caseload

Measure **4**

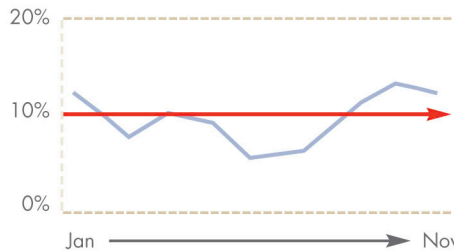
## Analysis and Interpretation

The data collected for this measure allow the court to look at cases that are exceeding its time standards. *Measure 3 Time to Disposition* asks, "What percentage of our cases are being processed within our time standards?" *Measure 4* asks, "What percentage of our cases exceed our time standards?" A court may be handling its current caseload, but at the same time have old cases that are lingering on. The top graph indicates that this court is managing its caseload effectively, and at the 180-day mark, the court is close to its goal of having no more than 10 percent of its active cases pending beyond 180 days.

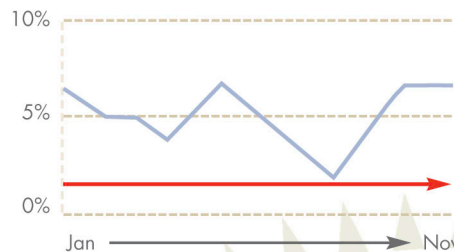
The bottom graph indicates, however, that the court is having a harder time meeting its standard at the 365-day mark. The red line indicates the goal is to have no more than 2 percent of its active caseload pending at 365 days from time of filing. The court is unable to meet this standard.

Identifying specific cases and analyzing their status (e.g., by location, by judge, by type of proceeding) will allow the court to know whether the active pending cases are being appropriately managed. In this example, the court has extracted descriptive information on cases pending beyond 365 days to begin its case-level analysis.

**Percent of Cases Pending Beyond 180 days**



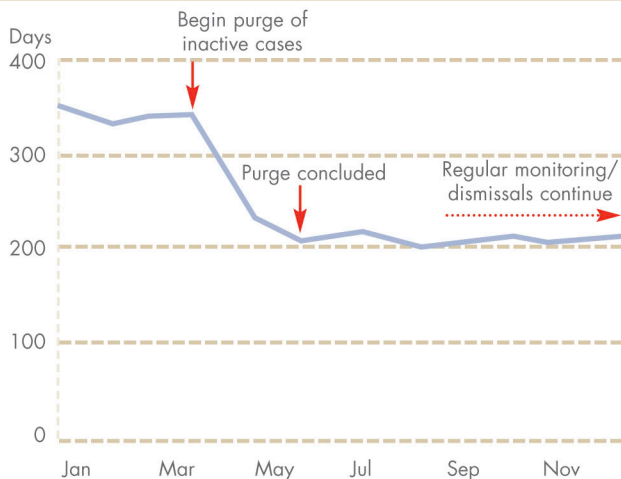
**Percent of Cases Pending Beyond 365 days**



**Focusing on the cases that exceed 365 days...**

| Case Numbers | Case Type | Age-Days | Next Action    | Location | Judge |
|--------------|-----------|----------|----------------|----------|-------|
| SC-F-136     | Murder    | 536      | Jury Trial     | Scott    | Jones |
| SC-F-468     | Drug-Sale | 382      | Motion Hearing | Colton   | Smith |
| SC-F-771     | Fraud     | 439      | Bench Trial    | Jersey   | Kearn |

## Median Age of Pending Civil Cases



Analysis of the age of the *Active Pending* caseload over time can be used to determine whether caseload management practices are having their intended effects. This figure shows how a court's decision to undertake an intensive program to identify and dispose of stagnant civil cases has caused a noticeable drop in the median age of its pending civil caseload. These stagnant cases appeared to be active cases, but examination of the files and communication with parties revealed the cases had either settled out of court or were no longer being pursued.

## Model Time Standards

The National Center for State Courts (NCSC) revised state court time standards by engaging state court practitioners in a two-year collaboration grounded in empirical performance data from state courts. The Model Time Standards for State Trial Courts were approved by the American Bar Association (ABA) as well as the Conference of State Court Administrators (COSCA), the Conference of Chief Justices (CCJ), and the National Association for Court Management (NACM). The following are examples of the revised time standards:

### General Civil cases

75% within 180 days  
90% within 365 days  
98% within 540 days

### Divorce cases

75% within 120 days  
90% within 180 days  
98% within 365 days

### Felony cases

75% within 90 days  
90% within 180 days  
98% within 365 days

### Delinquency & Status Offense cases

For youth in detention:

75% within 30 days  
90% within 45 days  
98% within 90 days

For youth not in detention:

75% within 60 days  
90% within 90 days  
98% within 150 days

Source: National Center for State Courts Web site, <http://ncsc.contentdm.oclc.org/cdm/ref/collection/ctadmin/id/1836>





## Terms You Need to Know

**Active Pending:** A count of cases that, at the end of the reporting period, are awaiting disposition.

**Inactive Pending:** A count of cases that, at the end of the reporting period, have been administratively classified as inactive. Such circumstances may be defined by statewide court administrative rule or order.

**Percentile:** A percentile is a score below which a given percentage of the cases falls. Thus, if cases aged 120 days are in the 90th percentile of a court's pending caseload, it means that 90% of those cases are aged 120 days or less. Spreadsheet and statistical software can calculate percentile ranking of data. The percentiles a court selects should be chosen based on its own state or local time standards or those suggested by the Conference of State Court Administrators (COSCA) or the American Bar Association (ABA).

**Placed on Inactive Status:** A count of cases whose status has been administratively changed to inactive because the court will take no further action in the case until an event restores the case to the court's *Active Pending* caseload.

**Random Sample:** A sample chosen that minimizes bias in the selection process. A random sample of case files is typically generated by a computer or selected from a random number table. Systematic samples require a randomly selected starting point, then the taking of every *n*th case, i.e., if the total number of civil cases in a court was 3,000 and the sample size was to be 300 cases, select every tenth case ( $3,000 \div 300 = 10$ ).

**Reactivated:** A count of cases that had previously been placed in an inactive pending status, but for which further court proceedings and activities can now be resumed so that the case can proceed to disposition.

**Reopened:** A count of cases in which judgments have previously been entered but which have been restored to the court's pending caseload due to the filing of a request to modify or enforce the existing judgments.



CourTools

Developed by the NCSC Court  
Performance Community of Practice.

Project Directors: Brian Ostrom and Daniel Hall  
Series Editor: Richard Schaffner  
Senior Contributors: Mathew Kleiman and Ingo Kellitz  
Information Design: VisualResearch, Inc.

Attachment F  
Relevant Charts from Federal Judicial Caseload  
Reports

**Table C.**  
**U.S. District Courts—Civil Cases Commenced, Terminated, and Pending**  
**During the 12-Month Periods Ending March 31, 2016 and 2017**

| Circuit      | Filings        |                |                             | Terminations   |                |                             | Pending           |                |                             |
|--------------|----------------|----------------|-----------------------------|----------------|----------------|-----------------------------|-------------------|----------------|-----------------------------|
|              | 2016           | 2017           | Percent Change <sup>1</sup> | 2016           | 2017           | Percent Change <sup>1</sup> | 2016 <sup>2</sup> | 2017           | Percent Change <sup>1</sup> |
| <b>Total</b> | <b>274,552</b> | <b>292,076</b> | <b>6.4</b>                  | <b>270,515</b> | <b>287,114</b> | <b>6.1</b>                  | <b>344,704</b>    | <b>349,666</b> | <b>1.4</b>                  |
| <b>DC</b>    | <b>2,514</b>   | <b>2,590</b>   | <b>3.0</b>                  | <b>2,203</b>   | <b>2,249</b>   | <b>2.1</b>                  | <b>2,680</b>      | <b>3,021</b>   | <b>12.7</b>                 |
| <b>1st</b>   | <b>7,984</b>   | <b>6,872</b>   | <b>-13.9</b>                | <b>6,390</b>   | <b>6,900</b>   | <b>8.0</b>                  | <b>11,772</b>     | <b>11,744</b>  | <b>-0.2</b>                 |
| ME           | 607            | 580            | -4.4                        | 547            | 563            | 2.9                         | 467               | 484            | 3.6                         |
| MA           | 3,840          | 3,014          | -21.5                       | 3,107          | 3,370          | 8.5                         | 7,895             | 7,539          | -4.5                        |
| NH           | 528            | 556            | 5.3                         | 521            | 482            | -7.5                        | 448               | 522            | 16.5                        |
| RI           | 580            | 653            | 12.6                        | 762            | 597            | -21.7                       | 646               | 702            | 8.7                         |
| PR           | 2,429          | 2,069          | -14.8                       | 1,453          | 1,888          | 29.9                        | 2,316             | 2,497          | 7.8                         |
| <b>2nd</b>   | <b>23,989</b>  | <b>24,197</b>  | <b>0.9</b>                  | <b>24,510</b>  | <b>24,784</b>  | <b>1.1</b>                  | <b>30,051</b>     | <b>29,464</b>  | <b>-2.0</b>                 |
| CT           | 2,039          | 2,258          | 10.7                        | 2,041          | 2,173          | 6.5                         | 2,391             | 2,476          | 3.6                         |
| NY,N         | 1,720          | 1,711          | -0.5                        | 1,763          | 1,766          | 0.2                         | 1,979             | 1,924          | -2.8                        |
| NY,E         | 7,529          | 7,567          | 0.5                         | 7,416          | 7,140          | -3.7                        | 9,573             | 10,000         | 4.5                         |
| NY,S         | 10,534         | 10,433         | -1.0                        | 11,226         | 11,558         | 3.0                         | 13,184            | 12,059         | -8.5                        |
| NY,W         | 1,876          | 1,919          | 2.3                         | 1,792          | 1,846          | 3.0                         | 2,617             | 2,690          | 2.8                         |
| VT           | 291            | 309            | 6.2                         | 272            | 301            | 10.7                        | 307               | 315            | 2.6                         |
| <b>3rd</b>   | <b>24,464</b>  | <b>26,435</b>  | <b>8.1</b>                  | <b>26,399</b>  | <b>24,468</b>  | <b>-7.3</b>                 | <b>21,669</b>     | <b>23,636</b>  | <b>9.1</b>                  |
| DE           | 1,260          | 1,579          | 25.3                        | 1,645          | 1,314          | -20.1                       | 1,628             | 1,893          | 16.3                        |
| NJ           | 9,433          | 11,244         | 19.2                        | 9,440          | 9,791          | 3.7                         | 8,849             | 10,302         | 16.4                        |
| PA,E         | 8,572          | 8,000          | -6.7                        | 10,146         | 8,046          | -20.7                       | 6,315             | 6,269          | -0.7                        |
| PA,M         | 2,513          | 2,658          | 5.8                         | 2,459          | 2,465          | 0.2                         | 2,616             | 2,809          | 7.4                         |
| PA,W         | 2,504          | 2,775          | 10.8                        | 2,495          | 2,682          | 7.5                         | 1,843             | 1,936          | 5.0                         |
| VI           | 182            | 179            | -1.6                        | 214            | 170            | -20.6                       | 418               | 427            | 2.2                         |
| <b>4th</b>   | <b>34,080</b>  | <b>31,416</b>  | <b>-7.8</b>                 | <b>30,556</b>  | <b>46,612</b>  | <b>52.5</b>                 | <b>93,711</b>     | <b>78,515</b>  | <b>-16.2</b>                |
| MD           | 4,177          | 4,151          | -0.6                        | 4,002          | 3,996          | -0.1                        | 3,346             | 3,501          | 4.6                         |
| NC,E         | 1,855          | 2,438          | 31.4                        | 1,938          | 1,857          | -4.2                        | 1,582             | 2,163          | 36.7                        |
| NC,M         | 1,104          | 1,491          | 35.1                        | 1,348          | 1,271          | -5.7                        | 1,052             | 1,272          | 20.9                        |
| NC,W         | 1,088          | 1,502          | 38.1                        | 1,228          | 1,188          | -3.3                        | 883               | 1,197          | 35.6                        |
| SC           | 4,677          | 3,876          | -17.1                       | 3,814          | 6,517          | 70.9                        | 6,174             | 3,533          | -42.8                       |
| VA,E         | 3,392          | 3,810          | 12.3                        | 3,635          | 3,299          | -9.2                        | 2,183             | 2,694          | 23.4                        |
| VA,W         | 1,212          | 1,378          | 13.7                        | 1,187          | 1,239          | 4.4                         | 771               | 910            | 18.0                        |
| WV,N         | 700            | 771            | 10.1                        | 740            | 693            | -6.4                        | 572               | 650            | 13.6                        |
| WV,S         | 15,875         | 11,999         | -24.4                       | 12,664         | 26,552         | 109.7                       | 77,148            | 62,595         | -18.9                       |

**Table C. (March 31, 2017—Continued)**

| Circuit    | Filings       |               |                             | Terminations  |               |                             | Pending           |               |                             |
|------------|---------------|---------------|-----------------------------|---------------|---------------|-----------------------------|-------------------|---------------|-----------------------------|
|            | 2016          | 2017          | Percent Change <sup>1</sup> | 2016          | 2017          | Percent Change <sup>1</sup> | 2016 <sup>2</sup> | 2017          | Percent Change <sup>1</sup> |
| <b>5th</b> | <b>34,606</b> | <b>43,585</b> | <b>25.9</b>                 | <b>27,810</b> | <b>33,707</b> | <b>21.2</b>                 | <b>44,506</b>     | <b>54,384</b> | <b>22.2</b>                 |
| LA,E       | 8,344         | 17,258        | 106.8                       | 3,282         | 4,946         | 50.7                        | 10,820            | 23,132        | 113.8                       |
| LA,M       | 911           | 888           | -2.5                        | 807           | 864           | 7.1                         | 971               | 995           | 2.5                         |
| LA,W       | 2,448         | 1,882         | -23.1                       | 2,165         | 6,014         | 177.8                       | 6,739             | 2,607         | -61.3                       |
| MS,N       | 696           | 781           | 12.2                        | 672           | 650           | -3.3                        | 592               | 723           | 22.1                        |
| MS,S       | 1,623         | 1,800         | 10.9                        | 1,714         | 1,824         | 6.4                         | 1,633             | 1,609         | -1.5                        |
| TX,N       | 5,934         | 5,833         | -1.7                        | 4,872         | 4,861         | -0.2                        | 12,092            | 13,064        | 8.0                         |
| TX,E       | 4,825         | 4,738         | -1.8                        | 4,978         | 4,634         | -6.9                        | 3,902             | 4,006         | 2.7                         |
| TX,S       | 6,025         | 6,371         | 5.7                         | 5,883         | 6,089         | 3.5                         | 5,021             | 5,303         | 5.6                         |
| TX,W       | 3,800         | 4,034         | 6.2                         | 3,437         | 3,825         | 11.3                        | 2,736             | 2,945         | 7.6                         |
| <b>6th</b> | <b>21,311</b> | <b>22,066</b> | <b>3.5</b>                  | <b>25,495</b> | <b>23,218</b> | <b>-8.9</b>                 | <b>26,454</b>     | <b>25,302</b> | <b>-4.4</b>                 |
| KY,E       | 1,277         | 1,721         | 34.8                        | 1,352         | 1,368         | 1.2                         | 1,172             | 1,525         | 30.1                        |
| KY,W       | 1,432         | 1,474         | 2.9                         | 1,253         | 2,421         | 93.2                        | 2,418             | 1,471         | -39.2                       |
| MI,E       | 4,600         | 4,411         | -4.1                        | 4,836         | 4,394         | -9.1                        | 5,012             | 5,029         | 0.3                         |
| MI,W       | 1,595         | 1,749         | 9.7                         | 1,665         | 1,886         | 13.3                        | 1,423             | 1,286         | -9.6                        |
| OH,N       | 3,986         | 3,440         | -13.7                       | 8,765         | 4,434         | -49.4                       | 5,628             | 4,634         | -17.7                       |
| OH,S       | 3,795         | 2,643         | -30.4                       | 2,654         | 2,621         | -1.2                        | 6,038             | 6,060         | 0.4                         |
| TN,E       | 1,343         | 1,660         | 23.6                        | 1,392         | 1,557         | 11.9                        | 1,665             | 1,768         | 6.2                         |
| TN,M       | 2,127         | 3,593         | 68.9                        | 2,209         | 3,362         | 52.2                        | 1,613             | 1,844         | 14.3                        |
| TN,W       | 1,156         | 1,375         | 18.9                        | 1,369         | 1,175         | -14.2                       | 1,485             | 1,685         | 13.5                        |
| <b>7th</b> | <b>23,693</b> | <b>23,627</b> | <b>-0.3</b>                 | <b>23,458</b> | <b>22,050</b> | <b>-6.0</b>                 | <b>27,783</b>     | <b>29,360</b> | <b>5.7</b>                  |
| IL,N       | 13,410        | 10,847        | -19.1                       | 10,010        | 9,794         | -2.2                        | 15,150            | 16,203        | 7.0                         |
| IL,C       | 1,461         | 1,630         | 11.6                        | 1,483         | 1,575         | 6.2                         | 1,595             | 1,650         | 3.4                         |
| IL,S       | 1,470         | 1,368         | -6.9                        | 4,346         | 2,274         | -47.7                       | 3,280             | 2,374         | -27.6                       |
| IN,N       | 1,714         | 2,120         | 23.7                        | 2,343         | 2,591         | 10.6                        | 2,920             | 2,449         | -16.1                       |
| IN,S       | 3,121         | 4,880         | 56.4                        | 2,812         | 3,237         | 15.1                        | 2,713             | 4,356         | 60.6                        |
| WI,E       | 1,644         | 1,847         | 12.3                        | 1,637         | 1,723         | 5.3                         | 1,333             | 1,457         | 9.3                         |
| WI,W       | 873           | 935           | 7.1                         | 827           | 856           | 3.5                         | 792               | 871           | 10.0                        |
| <b>8th</b> | <b>14,081</b> | <b>16,465</b> | <b>16.9</b>                 | <b>16,516</b> | <b>15,323</b> | <b>-7.2</b>                 | <b>14,153</b>     | <b>15,295</b> | <b>8.1</b>                  |
| AR,E       | 1,962         | 2,036         | 3.8                         | 2,074         | 1,934         | -6.8                        | 1,407             | 1,509         | 7.2                         |
| AR,W       | 1,055         | 1,095         | 3.8                         | 1,131         | 1,107         | -2.1                        | 1,040             | 1,028         | -1.2                        |
| IA,N       | 695           | 673           | -3.2                        | 655           | 564           | -13.9                       | 410               | 519           | 26.6                        |
| IA,S       | 655           | 808           | 23.4                        | 643           | 667           | 3.7                         | 492               | 633           | 28.7                        |
| MN         | 3,605         | 4,590         | 27.3                        | 5,171         | 3,137         | -39.3                       | 4,678             | 6,131         | 31.1                        |
| MO,E       | 2,208         | 3,345         | 51.5                        | 2,983         | 3,893         | 30.5                        | 2,893             | 2,345         | -18.9                       |
| MO,W       | 2,312         | 2,354         | 1.8                         | 2,334         | 2,415         | 3.5                         | 1,763             | 1,702         | -3.5                        |
| NE         | 675           | 730           | 8.1                         | 629           | 788           | 25.3                        | 620               | 562           | -9.4                        |
| ND         | 303           | 438           | 44.6                        | 281           | 442           | 57.3                        | 460               | 456           | -0.9                        |
| SD         | 611           | 396           | -35.2                       | 615           | 376           | -38.9                       | 390               | 410           | 5.1                         |

**Table C. (March 31, 2017—Continued)**

| Circuit     | Filings       |               |                             | Terminations  |               |                             | Pending           |               |                             |
|-------------|---------------|---------------|-----------------------------|---------------|---------------|-----------------------------|-------------------|---------------|-----------------------------|
|             | 2016          | 2017          | Percent Change <sup>1</sup> | 2016          | 2017          | Percent Change <sup>1</sup> | 2016 <sup>2</sup> | 2017          | Percent Change <sup>1</sup> |
| <b>9th</b>  | <b>44,986</b> | <b>49,669</b> | <b>10.4</b>                 | <b>44,266</b> | <b>44,144</b> | <b>-0.3</b>                 | <b>38,310</b>     | <b>43,835</b> | <b>14.4</b>                 |
| AK          | 351           | 366           | 4.3                         | 309           | 331           | 7.1                         | 362               | 397           | 9.7                         |
| AZ          | 4,109         | 5,849         | 42.3                        | 3,759         | 4,412         | 17.4                        | 3,351             | 4,788         | 42.9                        |
| CA,N        | 6,460         | 7,534         | 16.6                        | 5,719         | 5,839         | 2.1                         | 5,884             | 7,579         | 28.8                        |
| CA,E        | 4,486         | 4,941         | 10.1                        | 4,702         | 4,666         | -0.8                        | 5,490             | 5,765         | 5.0                         |
| CA,C        | 14,615        | 14,963        | 2.4                         | 15,022        | 14,451        | -3.8                        | 9,528             | 10,040        | 5.4                         |
| CA,S        | 3,326         | 3,321         | -0.2                        | 3,892         | 3,234         | -16.9                       | 2,850             | 2,937         | 3.1                         |
| HI          | 647           | 739           | 14.2                        | 652           | 641           | -1.7                        | 549               | 647           | 17.9                        |
| ID          | 636           | 583           | -8.3                        | 601           | 535           | -11.0                       | 727               | 775           | 6.6                         |
| MT          | 638           | 668           | 4.7                         | 617           | 619           | 0.3                         | 576               | 625           | 8.5                         |
| NV          | 3,237         | 3,999         | 23.5                        | 2,750         | 3,071         | 11.7                        | 3,895             | 4,823         | 23.8                        |
| OR          | 2,485         | 2,395         | -3.6                        | 2,278         | 2,266         | -0.5                        | 2,234             | 2,363         | 5.8                         |
| WA,E        | 830           | 1,021         | 23.0                        | 786           | 967           | 23.0                        | 706               | 760           | 7.6                         |
| WA,W        | 3,073         | 3,165         | 3.0                         | 3,112         | 3,026         | -2.8                        | 2,023             | 2,162         | 6.9                         |
| GUAM        | 62            | 98            | 58.1                        | 40            | 53            | 32.5                        | 72                | 117           | 62.5                        |
| NMI         | 31            | 27            | -12.9                       | 27            | 33            | 22.2                        | 63                | 57            | -9.5                        |
| <b>10th</b> | <b>11,373</b> | <b>11,358</b> | <b>-0.1</b>                 | <b>11,404</b> | <b>10,462</b> | <b>-8.3</b>                 | <b>10,361</b>     | <b>11,257</b> | <b>8.6</b>                  |
| CO          | 2,962         | 3,301         | 11.4                        | 3,025         | 3,138         | 3.7                         | 2,313             | 2,476         | 7.0                         |
| KS          | 3,197         | 1,693         | -47.0                       | 3,064         | 1,567         | -48.9                       | 2,838             | 2,964         | 4.4                         |
| NM          | 1,192         | 1,585         | 33.0                        | 1,245         | 1,320         | 6.0                         | 1,173             | 1,438         | 22.6                        |
| OK,N        | 769           | 782           | 1.7                         | 768           | 803           | 4.6                         | 764               | 743           | -2.7                        |
| OK,E        | 506           | 600           | 18.6                        | 558           | 559           | 0.2                         | 497               | 538           | 8.2                         |
| OK,W        | 1,392         | 1,592         | 14.4                        | 1,427         | 1,502         | 5.3                         | 1,113             | 1,203         | 8.1                         |
| UT          | 1,105         | 1,470         | 33.0                        | 1,041         | 1,289         | 23.8                        | 1,467             | 1,648         | 12.3                        |
| WY          | 250           | 335           | 34.0                        | 276           | 284           | 2.9                         | 196               | 247           | 26.0                        |
| <b>11th</b> | <b>31,471</b> | <b>33,796</b> | <b>7.4</b>                  | <b>31,508</b> | <b>33,197</b> | <b>5.4</b>                  | <b>23,254</b>     | <b>23,853</b> | <b>2.6</b>                  |
| AL,N        | 2,427         | 2,229         | -8.2                        | 2,510         | 2,172         | -13.5                       | 2,435             | 2,492         | 2.3                         |
| AL,M        | 1,018         | 997           | -2.1                        | 1,018         | 907           | -10.9                       | 1,018             | 1,108         | 8.8                         |
| AL,S        | 645           | 651           | 0.9                         | 605           | 677           | 11.9                        | 533               | 507           | -4.9                        |
| FL,N        | 1,943         | 2,210         | 13.7                        | 1,907         | 2,022         | 6.0                         | 1,661             | 1,849         | 11.3                        |
| FL,M        | 8,455         | 9,034         | 6.8                         | 8,464         | 9,432         | 11.4                        | 6,889             | 6,491         | -5.8                        |
| FL,S        | 8,952         | 10,075        | 12.5                        | 9,348         | 9,658         | 3.3                         | 4,443             | 4,860         | 9.4                         |
| GA,N        | 5,546         | 5,900         | 6.4                         | 5,192         | 5,550         | 6.9                         | 4,081             | 4,431         | 8.6                         |
| GA,M        | 1,393         | 1,601         | 14.9                        | 1,381         | 1,568         | 13.5                        | 1,289             | 1,322         | 2.6                         |
| GA,S        | 1,092         | 1,099         | 0.6                         | 1,083         | 1,211         | 11.8                        | 905               | 793           | -12.4                       |

<sup>1</sup> Percent change not computed when fewer than 10 cases reported for the previous period.

<sup>2</sup> Revised.

**Table C-4.**  
**U.S. District Courts—Civil Cases Terminated, by Nature of Suit and Action Taken,**  
**During the 12-Month Period Ending March 31, 2017**

| Nature of Suit  | Total          | No Court Action | Court Action   |                 |                          |                       |            |              |                        |
|---|----------------|-----------------|----------------|-----------------|--------------------------|-----------------------|------------|--------------|------------------------|
|   |                |                 | Total          | Before Pretrial | During or After Pretrial | During or After Trial |            |              | Percent Reaching Trial |
|   |                |                 |                |                 |                          | Total                 | Nonjury    | Jury         |                        |
| <b>Total Cases</b>                                    | <b>286,738</b> | <b>52,531</b>   | <b>234,207</b> | <b>202,144</b>  | <b>29,298</b>            | <b>2,765</b>          | <b>887</b> | <b>1,878</b> | <b>1.0</b>             |
| <b>United States Cases</b>                            | <b>49,902</b>  | <b>9,009</b>    | <b>40,893</b>  | <b>39,255</b>   | <b>1,396</b>             | <b>242</b>            | <b>178</b> | <b>64</b>    | <b>0.5</b>             |
| Contract Actions                                      |                |                 |                |                 |                          |                       |            |              |                        |
| Franchise   | -              | -               | -              | -               | -                        | -                     | -          | -            | -                      |
| Negotiable Instruments                                | 7              | 1               | 6              | 5               | -                        | 1                     | -          | 1            | 14.3                   |
| Recovery of Overpayments and Enforcement of Judgments | 1,046          | 431             | 615            | 600             | 12                       | 3                     | -          | 3            | 0.3                    |
| Other Contracts                                       | 362            | 85              | 277            | 217             | 57                       | 3                     | 3          | -            | 0.8                    |
| <b>Real Property</b>                                  | <b>800</b>     | <b>158</b>      | <b>642</b>     | <b>600</b>      | <b>36</b>                | <b>6</b>              | <b>6</b>   | <b>-</b>     | <b>0.8</b>             |
| <b>Tort Actions</b>                                   |                |                 |                |                 |                          |                       |            |              |                        |
| Marine Personal Injury                                | 18             | 2               | 16             | 10              | 5                        | 1                     | 1          | -            | 5.6                    |
| Motor Vehicle Personal Injury                         | 442            | 122             | 320            | 209             | 87                       | 24                    | 24         | -            | 5.4                    |
| Health Care/Pharma                                    | 9              | 2               | 7              | 7               | -                        | -                     | -          | -            | -                      |
| Other Personal Injury                                 | 1,091          | 192             | 899            | 634             | 215                      | 50                    | 46         | 4            | 4.6                    |
| Other Torts   | 175            | 42              | 133            | 117             | 14                       | 2                     | -          | 2            | 1.1                    |
| <b>Actions Under Statutes</b>                         |                |                 |                |                 |                          |                       |            |              |                        |
| Consumer Credit                                       | 15             | 4               | 11             | 9               | 2                        | -                     | -          | -            | -                      |
| Cable/Satellite TV                                    | -              | -               | -              | -               | -                        | -                     | -          | -            | -                      |
| Antitrust   | 27             | 4               | 23             | 20              | 1                        | 2                     | 2          | -            | 7.4                    |
| Civil Rights  |                |                 |                |                 |                          |                       |            |              |                        |
| ADA—Employment  | 98             | 13              | 85             | 53              | 30                       | 2                     | -          | 2            | 2.0                    |
| ADA—Other   | 35             | 5               | 30             | 28              | 2                        | -                     | -          | -            | -                      |
| Employment  | 585            | 95              | 490            | 376             | 96                       | 18                    | 2          | 16           | 3.1                    |
| Education   | 7              | 2               | 5              | 5               | -                        | -                     | -          | -            | -                      |
| Other Civil Rights                                    | 755            | 175             | 580            | 526             | 45                       | 9                     | 5          | 4            | 1.2                    |
| Deportation   | 9              | 3               | 6              | 3               | 2                        | 1                     | 1          | -            | 11.1                   |
| Prisoner Petitions                                    |                |                 |                |                 |                          |                       |            |              |                        |
| Motions to Vacate Sentence                            | 14,970         | 2,740           | 12,230         | 12,204          | 19                       | 7                     | 2          | 5            | -                      |
| Habeas Corpus—General                                 | 2,391          | 379             | 2,012          | 2,003           | 5                        | 4                     | -          | 4            | 0.2                    |
| Habeas Corpus—Death Penalty                           | 7              | 1               | 6              | 6               | -                        | -                     | -          | -            | -                      |
| Mandamus and Other                                    | 342            | 48              | 294            | 253             | 5                        | 36                    | 36         | -            | 10.5                   |
| Civil Rights  | 780            | 146             | 634            | 613             | 19                       | 2                     | 2          | -            | 0.3                    |
| Prison Condition                                      | 253            | 44              | 209            | 208             | 1                        | -                     | -          | -            | -                      |
| Habeas Corpus—Alien Detainee                          | 1,102          | 178             | 924            | 914             | 9                        | 1                     | 1          | -            | 0.1                    |
| Civil Detainee—Conditions of Confinement              | 6              | 1               | 5              | 4               | 1                        | -                     | -          | -            | -                      |

**Table C-4. (March 31, 2017—Continued)**

| Nature of Suit                            | Total          | No Court Action | Court Action   |                 |                          |                       |            |              |                        |
|---|----------------|-----------------|----------------|-----------------|--------------------------|-----------------------|------------|--------------|------------------------|
|   |                |                 | Total          | Before Pretrial | During or After Pretrial | During or After Trial |            |              | Percent Reaching Trial |
|   |                |                 |                |                 |                          | Total                 | Nonjury    | Jury         |                        |
| <b>Actions Under Statutes (Continued)</b> |                |                 |                |                 |                          |                       |            |              |                        |
| Liquor Forfeitures                        | -              | -               | -              | -               | -                        | -                     | -          | -            | -                      |
| Other Forfeiture and Penalty Suits        | 1,048          | 222             | 826            | 751             | 68                       | 7                     | 2          | 5            | 0.7                    |
| Fair Labor Standards Act                  | 129            | 21              | 108            | 80              | 23                       | 5                     | 3          | 2            | 3.9                    |
| FMLA <sup>1</sup>                         | 10             | 1               | 9              | 7               | 2                        | -                     | -          | -            | -                      |
| Other Labor Litigation                    | 157            | 40              | 117            | 100             | 14                       | 3                     | 3          | -            | 1.9                    |
| Selective Service                         | -              | -               | -              | -               | -                        | -                     | -          | -            | -                      |
| Social Security Laws                      |                |                 |                |                 |                          |                       |            |              |                        |
| Disability Insurance                      | 8,585          | 1,138           | 7,447          | 7,340           | 106                      | 1                     | 1          | -            | -                      |
| Supplemental Security Income              | 8,953          | 1,233           | 7,720          | 7,542           | 171                      | 7                     | 3          | 4            | 0.1                    |
| Retirement and Services Benefits          | 726            | 108             | 618            | 606             | 11                       | 1                     | -          | 1            | 0.1                    |
| Other                                     | 89             | 14              | 75             | 67              | 8                        | -                     | -          | -            | -                      |
| Tax Suits                                 | 932            | 218             | 714            | 578             | 119                      | 17                    | 11         | 6            | 1.8                    |
| Immigration                               |                |                 |                |                 |                          |                       |            |              |                        |
| Naturalization Applications               | 296            | 120             | 176            | 160             | 13                       | 3                     | 3          | -            | 1.0                    |
| Other Immigration Actions                 | 1,366          | 434             | 932            | 893             | 33                       | 6                     | 6          | -            | 0.4                    |
| All Other U.S. Actions                    | 2,279          | 587             | 1,692          | 1,507           | 165                      | 20                    | 15         | 5            | 0.9                    |
| <b>Federal Question</b>                   | <b>150,382</b> | <b>30,842</b>   | <b>119,540</b> | <b>99,739</b>   | <b>18,066</b>            | <b>1,735</b>          | <b>492</b> | <b>1,243</b> | <b>1.2</b>             |
| <b>Contract Actions</b>                   |                |                 |                |                 |                          |                       |            |              |                        |
| Franchise                                 | 40             | 9               | 31             | 23              | 8                        | -                     | -          | -            | -                      |
| Marine                                    | 777            | 164             | 613            | 464             | 140                      | 9                     | 8          | 1            | 1.2                    |
| Miller Act                                | 238            | 83              | 155            | 124             | 29                       | 2                     | 1          | 1            | 0.8                    |
| Recovery of Defaulted Student Loans       | 73             | 43              | 30             | 27              | 3                        | -                     | -          | -            | -                      |
| Other Contracts                           | 3,001          | 693             | 2,308          | 1,746           | 527                      | 35                    | 16         | 19           | 1.2                    |
| <b>Real Property</b>                      | <b>2,817</b>   | <b>629</b>      | <b>2,188</b>   | <b>2,076</b>    | <b>107</b>               | <b>5</b>              | <b>2</b>   | <b>3</b>     | <b>0.2</b>             |
| <b>Tort Actions</b>                       |                |                 |                |                 |                          |                       |            |              |                        |
| Federal Employers Liability Act           | 258            | 28              | 230            | 102             | 114                      | 14                    | -          | 14           | 5.4                    |
| Marine Personal Injury                    | 1,054          | 135             | 919            | 617             | 268                      | 34                    | 19         | 15           | 3.2                    |
| Medical Malpractice                       | 171            | 44              | 127            | 113             | 13                       | 1                     | 1          | -            | 0.6                    |
| Health Care/Pharma                        | 339            | 27              | 312            | 262             | 49                       | 1                     | -          | 1            | 0.3                    |
| Other Personal Injury                     | 3,728          | 709             | 3,019          | 2,679           | 316                      | 24                    | 1          | 23           | 0.6                    |
| Other Torts                               | 1,514          | 293             | 1,221          | 940             | 277                      | 4                     | 1          | 3            | 0.3                    |
| <b>Actions Under Statutes</b>             |                |                 |                |                 |                          |                       |            |              |                        |
| Consumer Credit                           | 9,367          | 2,800           | 6,567          | 5,018           | 1,524                    | 25                    | 6          | 19           | 0.3                    |
| Cable/Satellite TV                        | 777            | 238             | 539            | 442             | 96                       | 1                     | 1          | -            | 0.1                    |
| Bankruptcy Suits                          | 2,247          | 467             | 1,780          | 1,702           | 72                       | 6                     | 3          | 3            | 0.3                    |
| Antitrust                                 | 558            | 138             | 420            | 372             | 42                       | 6                     | -          | 6            | 1.1                    |

**Table C-4. (March 31, 2017—Continued)**

| Nature of Suit                            | Total         | No Court Action | Court Action  |                 |                          |                       |            |            |                        |
|---|---------------|-----------------|---------------|-----------------|--------------------------|-----------------------|------------|------------|------------------------|
|   |               |                 | Total         | Before Pretrial | During or After Pretrial | During or After Trial |            |            | Percent Reaching Trial |
|   |               |                 |               |                 |                          | Total                 | Nonjury    | Jury       |                        |
| <b>Actions Under Statutes (Continued)</b> |               |                 |               |                 |                          |                       |            |            |                        |
| Civil Rights                              |               |                 |               |                 |                          |                       |            |            |                        |
| ADA—Employment                            | 2,000         | 316             | 1,684         | 1,059           | 591                      | 34                    | 3          | 31         | 1.7                    |
| ADA—Other                                 | 6,962         | 2,207           | 4,755         | 4,134           | 601                      | 20                    | 7          | 13         | 0.3                    |
| Employment                                | 9,719         | 1,480           | 8,239         | 5,500           | 2,510                    | 229                   | 28         | 201        | 2.4                    |
| Education                                 | 483           | 82              | 401           | 300             | 97                       | 4                     | 4          | -          | 0.8                    |
| Other Civil Rights                        | 15,079        | 2,440           | 12,639        | 9,618           | 2,578                    | 443                   | 62         | 381        | 2.9                    |
| Prisoner Petitions                        |               |                 |               |                 |                          |                       |            |            |                        |
| Habeas Corpus—General                     | 15,374        | 2,713           | 12,661        | 12,616          | 39                       | 6                     | 4          | 2          | -                      |
| Habeas Corpus—Death Penalty               | 229           | 24              | 205           | 195             | 7                        | 3                     | 2          | 1          | 1.3                    |
| Mandamus and Other                        | 516           | 64              | 452           | 451             | 1                        | -                     | -          | -          | -                      |
| Civil Rights                              | 19,017        | 2,917           | 16,100        | 15,389          | 519                      | 192                   | 21         | 171        | 1.0                    |
| Prison Condition                          | 9,900         | 1,138           | 8,762         | 8,389           | 251                      | 122                   | 28         | 94         | 1.2                    |
| Civil Detainee—Conditions of Confinement  | 306           | 91              | 215           | 209             | 3                        | 3                     | -          | 3          | 1.0                    |
| Fair Labor Standards Act                  | 8,212         | 1,348           | 6,864         | 4,888           | 1,877                    | 99                    | 38         | 61         | 1.2                    |
| FMLA <sup>1</sup>                         | 1,187         | 210             | 977           | 595             | 366                      | 16                    | 1          | 15         | 1.3                    |
| Labor Management Relations Act            | 623           | 178             | 445           | 342             | 99                       | 4                     | 1          | 3          | 0.6                    |
| Other Labor Litigation                    | 7,499         | 1,745           | 5,754         | 4,432           | 1,271                    | 51                    | 35         | 16         | 0.7                    |
| Copyright                                 | 3,818         | 1,370           | 2,448         | 1,971           | 454                      | 23                    | 7          | 16         | 0.6                    |
| Patent                                    | 5,063         | 1,749           | 3,314         | 2,553           | 586                      | 175                   | 120        | 55         | 3.5                    |
| Trademark                                 | 3,655         | 891             | 2,764         | 1,761           | 955                      | 48                    | 16         | 32         | 1.3                    |
| Constitutionality of State Statutes       | 955           | 155             | 800           | 731             | 67                       | 2                     | 2          | -          | 0.2                    |
| <b>All Other Federal Question</b>         | <b>12,826</b> | <b>3,224</b>    | <b>9,602</b>  | <b>7,899</b>    | <b>1,609</b>             | <b>94</b>             | <b>54</b>  | <b>40</b>  | <b>0.7</b>             |
| <b>Diversity of Citizenship</b>           | <b>86,443</b> | <b>12,676</b>   | <b>73,767</b> | <b>63,145</b>   | <b>9,834</b>             | <b>788</b>            | <b>217</b> | <b>571</b> | <b>0.9</b>             |
| <b>Contract Actions</b>                   |               |                 |               |                 |                          |                       |            |            |                        |
| Franchise                                 | 302           | 41              | 261           | 194             | 65                       | 2                     | 1          | 1          | 0.7                    |
| Insurance                                 | 8,077         | 1,831           | 6,246         | 4,410           | 1,704                    | 132                   | 40         | 92         | 1.6                    |
| Negotiable Instruments                    | 362           | 76              | 286           | 224             | 59                       | 3                     | 1          | 2          | 0.8                    |
| Other Contracts                           | 10,284        | 2,245           | 8,039         | 5,741           | 2,056                    | 242                   | 110        | 132        | 2.4                    |
| <b>Real Property</b>                      | <b>4,334</b>  | <b>1,257</b>    | <b>3,077</b>  | <b>2,550</b>    | <b>489</b>               | <b>38</b>             | <b>18</b>  | <b>20</b>  | <b>0.9</b>             |
| <b>Tort Actions</b>                       |               |                 |               |                 |                          |                       |            |            |                        |
| Marine Personal Injury                    | 265           | 46              | 219           | 185             | 27                       | 7                     | 1          | 6          | 2.6                    |
| Motor Vehicle Personal Injury             | 3,446         | 691             | 2,755         | 1,691           | 984                      | 80                    | 4          | 76         | 2.3                    |
| Health Care/Pharma                        | 11,858        | 1,320           | 10,538        | 9,532           | 998                      | 8                     | -          | 8          | 0.1                    |
| Other Personal Injury                     | 41,351        | 3,615           | 37,736        | 35,248          | 2,296                    | 192                   | 15         | 177        | 0.5                    |
| Other Torts                               | 2,702         | 684             | 2,018         | 1,447           | 514                      | 57                    | 20         | 37         | 2.1                    |



**Table C-4. (March 31, 2017—Continued)**

| Nature of Suit                              | Total     | No Court Action | Court Action |                 |                          |                       |          |          |                        |
|---|-----------|-----------------|--------------|-----------------|--------------------------|-----------------------|----------|----------|------------------------|
|   |           |                 | Total        | Before Pretrial | During or After Pretrial | During or After Trial |          |          | Percent Reaching Trial |
|   |           |                 |              |                 |                          | Total                 | Nonjury  | Jury     |                        |
| <b>Diversity of Citizenship (Continued)</b> |           |                 |              |                 |                          |                       |          |          |                        |
| Consumer Credit                             | 200       | 44              | 156          | 126             | 30                       | -                     | -        | -        | -                      |
| Cable/Satellite TV                          | 10        | 5               | 5            | 5               | -                        | -                     | -        | -        | -                      |
| Civil Rights                                |           |                 |              |                 |                          |                       |          |          |                        |
| ADA—Employment                              | 65        | 17              | 48           | 34              | 13                       | 1                     | -        | 1        | 1.5                    |
| ADA—Other                                   | 32        | 6               | 26           | 20              | 4                        | 2                     | 2        | -        | 6.3                    |
| Employment                                  | 1,693     | 436             | 1,257        | 866             | 376                      | 15                    | 1        | 14       | 0.9                    |
| Education                                   | 9         | 2               | 7            | 7               | -                        | -                     | -        | -        | -                      |
| Other Civil Rights                          | 394       | 76              | 318          | 259             | 57                       | 2                     | 1        | 1        | 0.5                    |
| Prison Condition                            | -         | -               | -            | -               | -                        | -                     | -        | -        | -                      |
| All Other Diversity                         | 1,059     | 284             | 775          | 606             | 162                      | 7                     | 3        | 4        | 0.7                    |
| <b>Local Jurisdiction</b>                   | <b>11</b> | <b>4</b>        | <b>7</b>     | <b>5</b>        | <b>2</b>                 | <b>-</b>              | <b>-</b> | <b>-</b> | <b>-</b>               |
| <b>Contract Actions</b>                     | -         | -               | -            | -               | -                        | -                     | -        | -        | -                      |
| <b>Real Property</b>                        | -         | -               | -            | -               | -                        | -                     | -        | -        | -                      |
| <b>Tort Actions</b>                         |           |                 |              |                 |                          |                       |          |          |                        |
| Motor Vehicle Personal Injury               | -         | -               | -            | -               | -                        | -                     | -        | -        | -                      |
| Other Personal Injury                       | -         | -               | -            | -               | -                        | -                     | -        | -        | -                      |
| Other Torts                                 | -         | -               | -            | -               | -                        | -                     | -        | -        | -                      |
| <b>Prisoner Petitions</b>                   |           |                 |              |                 |                          |                       |          |          |                        |
| Habeas Corpus—General                       | -         | -               | -            | -               | -                        | -                     | -        | -        | -                      |
| Habeas Corpus—Death Penalty                 | -         | -               | -            | -               | -                        | -                     | -        | -        | -                      |
| Mandamus and Other                          | -         | -               | -            | -               | -                        | -                     | -        | -        | -                      |
| Prison Condition                            | -         | -               | -            | -               | -                        | -                     | -        | -        | -                      |
| Civil Rights                                | -         | -               | -            | -               | -                        | -                     | -        | -        | -                      |
| <b>All Other Local</b>                      | <b>11</b> | <b>4</b>        | <b>7</b>     | <b>5</b>        | <b>2</b>                 | <b>-</b>              | <b>-</b> | <b>-</b> | <b>-</b>               |

NOTE: Land condemnation cases omitted.

<sup>1</sup>FMLA = Family and Medical Leave Act.

**Table C-5.  
U.S. District Courts—Median Time Intervals From Filing to Disposition of Civil Cases  
Terminated, by District and Method of Disposition,  
During the 12-Month Period Ending March 31, 2017**

| Circuit and District | Total Cases     |                                | No Court Action |                                | Court Action    |                                |                          |                                |                 |                                |
|----------------------|-----------------|--------------------------------|-----------------|--------------------------------|-----------------|--------------------------------|--------------------------|--------------------------------|-----------------|--------------------------------|
|                      | Number of Cases | Median Time Interval in Months | Number of Cases | Median Time Interval in Months | Before Pretrial |                                | During or After Pretrial |                                | Trial           |                                |
|                      |                 |                                |                 |                                | Number of Cases | Median Time Interval in Months | Number of Cases          | Median Time Interval in Months | Number of Cases | Median Time Interval in Months |
| <b>Total</b>         | <b>219,952</b>  | <b>9.9</b>                     | <b>41,448</b>   | <b>5.1</b>                     | <b>147,793</b>  | <b>10.9</b>                    | <b>28,335</b>            | <b>12.7</b>                    | <b>2,376</b>    | <b>25.9</b>                    |
| <b>DC</b>            | <b>1,850</b>    | <b>7.2</b>                     | <b>917</b>      | <b>4.4</b>                     | <b>899</b>      | <b>10.4</b>                    | <b>16</b>                | <b>30.8</b>                    | <b>18</b>       | <b>34.4</b>                    |
| <b>1st</b>           | <b>6,024</b>    | <b>10.2</b>                    | <b>1,776</b>    | <b>6.2</b>                     | <b>2,506</b>    | <b>8.9</b>                     | <b>1,650</b>             | <b>17.7</b>                    | <b>92</b>       | <b>30.7</b>                    |
| ME                   | 484             | 5.9                            | 225             | 3.9                            | 233             | 8.3                            | 16                       | 18.6                           | 10              | 18.3                           |
| MA                   | 2,946           | 13.3                           | 688             | 7.1                            | 795             | 7.9                            | 1,411                    | 18.1                           | 52              | 32.6                           |
| NH                   | 367             | 8.7                            | 61              | 5.9                            | 205             | 7.6                            | 96                       | 14.0                           | 5               | -                              |
| RI                   | 492             | 10.4                           | 98              | 12.1                           | 323             | 9.7                            | 61                       | 14.2                           | 10              | 30.3                           |
| PR                   | 1,735           | 8.6                            | 704             | 6.3                            | 950             | 9.8                            | 66                       | 27.7                           | 15              | 43.3                           |
| <b>2nd</b>           | <b>21,227</b>   | <b>9.7</b>                     | <b>2,835</b>    | <b>3.9</b>                     | <b>13,415</b>   | <b>9.7</b>                     | <b>4,690</b>             | <b>12.9</b>                    | <b>287</b>      | <b>31.7</b>                    |
| CT                   | 1,790           | 10.4                           | 288             | 3.6                            | 880             | 9.1                            | 579                      | 15.5                           | 43              | 32.3                           |
| NY,N                 | 1,142           | 11.3                           | 181             | 4.1                            | 686             | 12.8                           | 257                      | 12.3                           | 18              | 31.1                           |
| NY,E                 | 6,568           | 9.5                            | 1,353           | 4.6                            | 3,903           | 9.6                            | 1,220                    | 15.1                           | 92              | 36.9                           |
| NY,S                 | 10,153          | 9.2                            | 843             | 3.1                            | 6,593           | 8.7                            | 2,596                    | 11.5                           | 121             | 27.5                           |
| NY,W                 | 1,323           | 12.1                           | 136             | 3.5                            | 1,144           | 13.0                           | 33                       | 17.0                           | 10              | 67.6                           |
| VT                   | 251             | 10.1                           | 34              | 2.5                            | 209             | 10.6                           | 5                        | -                              | 3               | -                              |
| <b>3rd</b>           | <b>17,746</b>   | <b>7.0</b>                     | <b>1,782</b>    | <b>3.3</b>                     | <b>11,518</b>   | <b>5.9</b>                     | <b>4,207</b>             | <b>11.0</b>                    | <b>239</b>      | <b>26.7</b>                    |
| DE                   | 1,121           | 10.4                           | 264             | 3.8                            | 604             | 10.2                           | 175                      | 20.2                           | 78              | 29.2                           |
| NJ                   | 6,677           | 7.6                            | 417             | 3.0                            | 3,581           | 5.0                            | 2,640                    | 12.9                           | 39              | 30.9                           |
| PA,E                 | 6,510           | 5.7                            | 474             | 3.1                            | 4,710           | 5.0                            | 1,254                    | 8.0                            | 72              | 19.2                           |
| PA,M                 | 1,472           | 9.9                            | 279             | 5.8                            | 1,102           | 10.1                           | 61                       | 17.2                           | 30              | 26.1                           |
| PA,W                 | 1,803           | 6.1                            | 273             | 2.1                            | 1,505           | 6.9                            | 10                       | 25.4                           | 15              | 28.5                           |
| VI                   | 163             | 19.1                           | 75              | 18.8                           | 16              | 19.9                           | 67                       | 18.2                           | 5               | -                              |
| <b>4th</b>           | <b>39,827</b>   | <b>26.4</b>                    | <b>2,039</b>    | <b>5.7</b>                     | <b>36,018</b>   | <b>28.6</b>                    | <b>1,623</b>             | <b>10.9</b>                    | <b>147</b>      | <b>20.5</b>                    |
| MD                   | 3,128           | 7.9                            | 279             | 7.1                            | 1,974           | 6.1                            | 838                      | 13.8                           | 37              | 30.6                           |
| NC,E                 | 876             | 9.5                            | 269             | 6.5                            | 589             | 11.3                           | 11                       | 28.5                           | 7               | -                              |
| NC,M                 | 579             | 9.9                            | 368             | 8.6                            | 176             | 12.4                           | 30                       | 18.8                           | 5               | -                              |
| NC,W                 | 775             | 8.7                            | 154             | 6.3                            | 552             | 8.7                            | 57                       | 13.7                           | 12              | 18.7                           |
| SC                   | 5,186           | 17.2                           | 211             | 3.4                            | 4,875           | 18.1                           | 81                       | 7.6                            | 19              | 30.3                           |
| VA,E                 | 2,031           | 5.2                            | 567             | 4.2                            | 984             | 4.4                            | 437                      | 7.9                            | 43              | 13.0                           |
| VA,W                 | 613             | 8.8                            | 112             | 4.1                            | 422             | 9.9                            | 63                       | 9.7                            | 16              | 17.1                           |
| WV,N                 | 342             | 9.2                            | 49              | 9.0                            | 214             | 8.2                            | 78                       | 12.8                           | 1               | -                              |
| WV,S                 | 26,297          | 32.6                           | 30              | 7.5                            | 26,232          | 32.6                           | 28                       | 17.1                           | 7               | -                              |

**Table C-5. (March 31, 2017—Continued)**

| Circuit and District | Total Cases     |                                | No Court Action |                                | Court Action    |                                |                          |                                |                 |                                |
|----------------------|-----------------|--------------------------------|-----------------|--------------------------------|-----------------|--------------------------------|--------------------------|--------------------------------|-----------------|--------------------------------|
|                      | Number of Cases | Median Time Interval in Months | Number of Cases | Median Time Interval in Months | Before Pretrial |                                | During or After Pretrial |                                | Trial           |                                |
|                      |                 |                                |                 |                                | Number of Cases | Median Time Interval in Months | Number of Cases          | Median Time Interval in Months | Number of Cases | Median Time Interval in Months |
| <b>5th</b>           | <b>25,400</b>   | <b>10.0</b>                    | <b>5,216</b>    | <b>5.8</b>                     | <b>16,732</b>   | <b>11.2</b>                    | <b>3,145</b>             | <b>12.0</b>                    | <b>307</b>      | <b>23.5</b>                    |
| LA,E                 | 4,543           | 7.1                            | 168             | 2.4                            | 2,688           | 4.8                            | 1,638                    | 11.4                           | 49              | 17.8                           |
| LA,M                 | 667             | 12.3                           | 168             | 9.8                            | 441             | 11.1                           | 39                       | 21.2                           | 19              | 35.1                           |
| LA,W                 | 5,291           | 28.9                           | 218             | 5.3                            | 4,719           | 30.8                           | 335                      | 16.2                           | 19              | 29.9                           |
| MS,N                 | 494             | 9.0                            | 97              | 8.4                            | 238             | 8.0                            | 152                      | 12.4                           | 7               | -                              |
| MS,S                 | 1,242           | 10.6                           | 614             | 9.8                            | 582             | 11.0                           | 27                       | 18.1                           | 19              | 28.5                           |
| TX,N                 | 2,990           | 7.1                            | 398             | 4.0                            | 2,534           | 7.5                            | 6                        | -                              | 52              | 22.5                           |
| TX,E                 | 3,298           | 7.2                            | 1,357           | 5.5                            | 1,869           | 8.4                            | 26                       | 19.3                           | 46              | 21.4                           |
| TX,S                 | 4,263           | 8.2                            | 1,468           | 5.0                            | 1,962           | 9.1                            | 767                      | 10.3                           | 66              | 22.6                           |
| TX,W                 | 2,612           | 6.9                            | 728             | 6.2                            | 1,699           | 6.5                            | 155                      | 13.8                           | 30              | 21.7                           |
| <b>6th</b>           | <b>15,940</b>   | <b>10.8</b>                    | <b>4,707</b>    | <b>8.6</b>                     | <b>7,594</b>    | <b>11.2</b>                    | <b>3,467</b>             | <b>12.7</b>                    | <b>172</b>      | <b>27.5</b>                    |
| KY,E                 | 961             | 9.4                            | 146             | 6.6                            | 798             | 9.5                            | 8                        | -                              | 9               | -                              |
| KY,W                 | 2,091           | 24.1                           | 1,095           | 34.6                           | 664             | 9.9                            | 320                      | 30.7                           | 12              | 34.0                           |
| MI,E                 | 3,287           | 9.0                            | 476             | 3.2                            | 1,314           | 6.2                            | 1,459                    | 13.1                           | 38              | 25.4                           |
| MI,W                 | 1,021           | 8.2                            | 77              | 2.1                            | 720             | 8.1                            | 212                      | 11.3                           | 12              | 26.4                           |
| OH,N                 | 3,653           | 12.9                           | 798             | 5.3                            | 1,992           | 23.8                           | 837                      | 9.4                            | 26              | 21.5                           |
| OH,S                 | 2,104           | 8.8                            | 1,045           | 8.4                            | 480             | 10.2                           | 562                      | 12.2                           | 17              | 32.7                           |
| TN,E                 | 949             | 12.5                           | 323             | 9.4                            | 556             | 12.9                           | 51                       | 15.9                           | 19              | 25.2                           |
| TN,M                 | 1,165           | 11.2                           | 212             | 6.1                            | 923             | 11.4                           | 6                        | -                              | 24              | 28.3                           |
| TN,W                 | 709             | 8.9                            | 535             | 8.5                            | 147             | 8.3                            | 12                       | 18.1                           | 15              | 25.8                           |
| <b>7th</b>           | <b>16,166</b>   | <b>9.1</b>                     | <b>3,454</b>    | <b>5.3</b>                     | <b>10,542</b>   | <b>9.5</b>                     | <b>1,974</b>             | <b>12.1</b>                    | <b>196</b>      | <b>33.3</b>                    |
| IL,N                 | 7,830           | 7.3                            | 1,750           | 4.9                            | 5,574           | 7.6                            | 417                      | 11.0                           | 89              | 36.8                           |
| IL,C                 | 757             | 10.4                           | 299             | 6.6                            | 418             | 11.9                           | 25                       | 22.9                           | 15              | 37.7                           |
| IL,S                 | 1,616           | 34.8                           | 537             | 29.3                           | 1,067           | 47.3                           | 3                        | -                              | 9               | -                              |
| IN,N                 | 1,981           | 22.5                           | 127             | 2.8                            | 1,356           | 26.9                           | 484                      | 16.3                           | 14              | 44.2                           |
| IN,S                 | 2,257           | 8.1                            | 335             | 3.5                            | 1,043           | 6.5                            | 840                      | 11.1                           | 39              | 36.1                           |
| WI,E                 | 1,135           | 6.6                            | 260             | 3.2                            | 833             | 7.4                            | 27                       | 11.0                           | 15              | 18.4                           |
| WI,W                 | 590             | 6.9                            | 146             | 3.3                            | 251             | 6.4                            | 178                      | 11.5                           | 15              | 18.0                           |
| <b>8th</b>           | <b>11,138</b>   | <b>9.8</b>                     | <b>3,914</b>    | <b>6.9</b>                     | <b>5,627</b>    | <b>9.5</b>                     | <b>1,465</b>             | <b>19.9</b>                    | <b>132</b>      | <b>24.8</b>                    |
| AR,E                 | 934             | 10.0                           | 208             | 11.1                           | 703             | 9.5                            | 0                        | -                              | 23              | 23.7                           |
| AR,W                 | 744             | 12.0                           | 110             | 12.3                           | 574             | 12.0                           | 55                       | 11.9                           | 5               | -                              |
| IA,N                 | 365             | 9.0                            | 60              | 8.6                            | 294             | 8.6                            | 2                        | -                              | 9               | -                              |
| IA,S                 | 391             | 10.3                           | 99              | 7.5                            | 263             | 10.3                           | 21                       | 15.0                           | 8               | -                              |
| MN                   | 2,769           | 9.0                            | 867             | 3.4                            | 609             | 4.1                            | 1,284                    | 23.6                           | 9               | -                              |
| MO,E                 | 3,173           | 8.8                            | 1,377           | 12.5                           | 1,771           | 6.9                            | 1                        | -                              | 24              | 23.5                           |
| MO,W                 | 1,686           | 8.7                            | 1,063           | 7.3                            | 514             | 10.4                           | 91                       | 12.0                           | 18              | 24.8                           |
| NE                   | 511             | 9.5                            | 28              | 3.7                            | 456             | 9.3                            | 6                        | -                              | 21              | 38.4                           |
| ND                   | 345             | 20.4                           | 6               | -                              | 332             | 20.4                           | 0                        | -                              | 7               | -                              |
| SD                   | 220             | 12.8                           | 96              | 7.8                            | 111             | 15.1                           | 5                        | -                              | 8               | -                              |

**Table C-5. (March 31, 2017—Continued)**

| Circuit and District | Total Cases     |                                | No Court Action |                                | Court Action    |                                |                          |                                |                 |                                |
|----------------------|-----------------|--------------------------------|-----------------|--------------------------------|-----------------|--------------------------------|--------------------------|--------------------------------|-----------------|--------------------------------|
|                      | Number of Cases | Median Time Interval in Months | Number of Cases | Median Time Interval in Months | Before Pretrial |                                | During or After Pretrial |                                | Trial           |                                |
|                      |                 |                                |                 |                                | Number of Cases | Median Time Interval in Months | Number of Cases          | Median Time Interval in Months | Number of Cases | Median Time Interval in Months |
| <b>9th</b>           | <b>33,290</b>   | <b>6.7</b>                     | <b>10,520</b>   | <b>4.2</b>                     | <b>19,045</b>   | <b>6.9</b>                     | <b>3,348</b>             | <b>12.9</b>                    | <b>377</b>      | <b>24.9</b>                    |
| AK                   | 252             | 8.9                            | 30              | 5.2                            | 214             | 9.6                            | 0                        | -                              | 8               | -                              |
| AZ                   | 2,692           | 6.5                            | 138             | 2.7                            | 1,957           | 5.1                            | 577                      | 11.7                           | 20              | 34.5                           |
| CA,N                 | 4,629           | 7.4                            | 1,249           | 4.0                            | 1,916           | 6.2                            | 1,424                    | 12.5                           | 40              | 25.4                           |
| CA,E                 | 2,751           | 8.4                            | 1,147           | 5.7                            | 1,518           | 11.1                           | 65                       | 22.4                           | 21              | 29.4                           |
| CA,C                 | 11,920          | 4.8                            | 5,276           | 3.9                            | 6,316           | 5.3                            | 193                      | 14.0                           | 135             | 19.7                           |
| CA,S                 | 2,376           | 6.4                            | 437             | 3.2                            | 1,210           | 5.5                            | 682                      | 12.1                           | 47              | 35.6                           |
| HI                   | 514             | 8.0                            | 274             | 7.7                            | 205             | 7.3                            | 22                       | 23.0                           | 13              | 29.1                           |
| ID                   | 342             | 11.7                           | 24              | 2.0                            | 247             | 11.1                           | 63                       | 18.8                           | 8               | -                              |
| MT                   | 375             | 10.4                           | 50              | 2.7                            | 159             | 5.8                            | 156                      | 14.3                           | 10              | 27.5                           |
| NV                   | 2,370           | 9.1                            | 723             | 6.2                            | 1,494           | 10.3                           | 137                      | 9.1                            | 16              | 35.5                           |
| OR                   | 1,703           | 10.7                           | 399             | 7.4                            | 1,278           | 11.3                           | 10                       | 20.6                           | 16              | 22.7                           |
| WA,E                 | 749             | 9.0                            | 199             | 5.0                            | 539             | 10.3                           | 4                        | -                              | 7               | -                              |
| WA,W                 | 2,539           | 6.6                            | 552             | 3.1                            | 1,940           | 7.1                            | 12                       | 16.7                           | 35              | 18.7                           |
| GUAM                 | 48              | 10.1                           | 7               | -                              | 38              | 10.9                           | 3                        | -                              | 0               | -                              |
| NMI                  | 30              | 11.9                           | 15              | 12.6                           | 14              | 11.1                           | 0                        | -                              | 1               | -                              |
| <b>10th</b>          | <b>8,016</b>    | <b>8.9</b>                     | <b>1,920</b>    | <b>4.7</b>                     | <b>4,951</b>    | <b>9.2</b>                     | <b>1,007</b>             | <b>14.0</b>                    | <b>138</b>      | <b>25.4</b>                    |
| CO                   | 2,383           | 7.1                            | 847             | 5.0                            | 1,394           | 7.8                            | 97                       | 20.7                           | 45              | 26.4                           |
| KS                   | 1,091           | 7.9                            | 354             | 5.3                            | 660             | 8.8                            | 57                       | 19.6                           | 20              | 25.6                           |
| NM                   | 1,021           | 10.7                           | 69              | 1.8                            | 537             | 9.7                            | 404                      | 13.6                           | 11              | 36.8                           |
| OK,N                 | 651             | 10.4                           | 40              | 2.4                            | 596             | 11.1                           | 7                        | -                              | 8               | -                              |
| OK,E                 | 468             | 12.7                           | 14              | 1.5                            | 442             | 12.7                           | 5                        | -                              | 7               | -                              |
| OK,W                 | 1,085           | 8.3                            | 306             | 4.3                            | 459             | 7.3                            | 305                      | 11.6                           | 15              | 17.5                           |
| UT                   | 1,133           | 9.6                            | 230             | 5.0                            | 834             | 10.4                           | 50                       | 28.4                           | 19              | 31.2                           |
| WY                   | 184             | 9.6                            | 60              | 2.4                            | 29              | 10.2                           | 82                       | 11.8                           | 13              | 16.1                           |
| <b>11th</b>          | <b>23,328</b>   | <b>6.0</b>                     | <b>2,368</b>    | <b>3.7</b>                     | <b>18,946</b>   | <b>5.8</b>                     | <b>1,743</b>             | <b>11.4</b>                    | <b>271</b>      | <b>20.8</b>                    |
| AL,N                 | 1,533           | 10.4                           | 23              | 4.6                            | 1,467           | 10.1                           | 28                       | 27.3                           | 15              | 27.8                           |
| AL,M                 | 514             | 10.0                           | 91              | 6.8                            | 409             | 10.4                           | 10                       | 18.0                           | 4               | -                              |
| AL,S                 | 439             | 8.6                            | 59              | 5.0                            | 371             | 9.1                            | 4                        | -                              | 5               | -                              |
| FL,N                 | 1,069           | 7.3                            | 22              | 2.0                            | 1,014           | 7.2                            | 12                       | 12.5                           | 21              | 20.5                           |
| FL,M                 | 6,331           | 7.1                            | 345             | 6.4                            | 5,712           | 6.9                            | 209                      | 13.7                           | 65              | 24.3                           |
| FL,S                 | 7,769           | 4.1                            | 1,104           | 3.3                            | 6,526           | 4.2                            | 35                       | 13.7                           | 104             | 16.1                           |
| GA,N                 | 4,272           | 5.7                            | 404             | 2.6                            | 2,390           | 4.1                            | 1,438                    | 10.6                           | 40              | 24.0                           |
| GA,M                 | 860             | 12.6                           | 206             | 6.7                            | 638             | 15.0                           | 3                        | -                              | 13              | 17.3                           |
| GA,S                 | 541             | 9.6                            | 114             | 8.7                            | 419             | 9.7                            | 4                        | -                              | 4               | -                              |

NOTE: Median time intervals are not computed when fewer than 10 cases reported. This table excludes land condemnations, prisoner petitions, deportation reviews, recovery of overpayments, and enforcement of judgments. Includes cases filed in previous years as consolidated cases that thereafter were severed into individual cases. For fiscal years prior to 2001, this table included data on recovery of overpayments and enforcement of judgments.