



Court Executives Advisory Committee (CEAC)

**EXECUTIVE COMMITTEE BUSINESS
MEETING**

**Wednesday, October 18, 2017
12:45 p.m.–1:50 p.m.**



**JUDICIAL COUNCIL
OF CALIFORNIA**

**COURT EXECUTIVES
ADVISORY COMMITTEE**



JUDICIAL COUNCIL OF CALIFORNIA

COURT EXECUTIVES
ADVISORY COMMITTEE

www.courts.ca.gov/ceac.htm
ceac@jud.ca.gov

EXECUTIVE COMMITTEE OF THE COURT EXECUTIVES ADVISORY COMMITTEE OPEN MEETING AGENDA

Open to the Public (Cal. Rules of Court, rule 10.75(c)(1))
THIS MEETING IS BEING CONDUCTED BY ELECTRONIC MEANS
THIS MEETING IS BEING RECORDED

Date: October 18, 2017
Time: 12:45 – 1:50 p.m.
Public Call-in Number: 1-877-820-7831, Passcode 6416447 (Listen Only)

Meeting materials will be posted on the advisory body web page on the California Courts website at least three business days before the meeting.

Agenda items are numbered for identification purposes only and will not necessarily be considered in the indicated order.

I. OPEN MEETING (CAL. RULES OF COURT, RULE 10.75(C)(1))

Call Open Session to Order and Chair's Welcome

12:45 p.m.

**Ms. Kimberly Flener, Chair and Court Executive Officer, Superior Court of
Butte County**

**Mr. Michael M. Roddy, Vice-Chair and Court Executive Officer, Superior Court of
San Diego County**

II. PUBLIC COMMENT (CAL. RULES OF COURT, RULE 10.75(K)(2))

Written Comment

In accordance with California Rules of Court, rule 10.75(k)(1), written comments pertaining to any agenda item of a regularly noticed open meeting can be submitted up to one complete business day before the meeting. For this specific meeting, comments should be e-mailed to ceac@jud.ca.gov or mailed or delivered to Judicial Council of California, 455 Golden Gate Avenue, San Francisco, CA 94102, attention: Claudia Ortega. Only written comments received by October 17, 2017, 12:45 p.m. will be provided to advisory body members prior to the start of the meeting.

III. ACTION ITEMS

Item 1 – Tab A

Technical Updates to the Trial Court Records Manual (Action Required)

12:45 – 12:55 p.m.

Review and approve the CEAC Records Management Subcommittee’s proposed technical updates to the TCRM and draft Judicial Council report. Also recommend that the report be submitted to the council as an information only item for its November 16 and 17, 2017 meeting.

Presenters: Mr. Richard Feldstein, Subcommittee Chair and Court Executive Officer,
Superior Court of Napa County
Mr. Patrick O’Donnell, Principal Managing Attorney, Legal Services,
Judicial Council

Item 2 – Tab B

2018 CEAC Annual Agenda (Action Required)

12:55 – 1:05 p.m.

Review the draft 2018 CEAC Annual Agenda and approve its submission to the Executive and Planning Committee, CEAC’s oversight committee.

Presenter: Ms. Flener

Item 3 – Tab C

Judicial Branch Statistical Information System (JBSIS) Working Group Update

1:05 – 1:50 p.m.

The CEAC JBSIS Working Group will provide a progress update on revisions to the JBSIS Manual. The presentation will include detailed information on the draft recommendations for revision to the Criminal, Civil, Family Law, and Juvenile portions of the manual.

Presenters: Mr. Jake Chatters, Working Group Chair and Court Executive Officer,
Superior Court of Placer County
Mr. Chris Belloli, Supervising Analyst, Office of Court Research, Budget Services,
Judicial Council

IV. ADJOURNMENT

Adjourn

TAB A

Technical Updates to the Trial Court Records Manual (Action Required)



JUDICIAL COUNCIL OF CALIFORNIA

455 Golden Gate Avenue · San Francisco, California 94102-3688

www.courts.ca.gov

REPORT TO THE JUDICIAL COUNCIL

For business meeting on: November 17, 2017

Title

Court Records: *Trial Court Records Manual*
Update—Superior Court Sampling Program

Agenda Item Type

Information Only

Date of Report

October 11, 2017

Submitted by

Court Executives Advisory Committee
Kimberly Flener, Chair
Judicial Council staff
Martin Hoshino, Administrative Director

Contact

Corey Rada, 916-643-7044
corey.rada@jud.ca.gov
Jane Whang, 415-865-7585.
jane.whang@jud.ca.gov

Executive Summary

The Court Executives Advisory Committee presents the Judicial Council with the revised *Trial Court Records Manual*. The update to the manual contains changes required by AB 1443 to reflect the addition of gun violence record retention requirements as well as the elimination of the statutory reporting requirement for destroyed or transferred court records. The update also contains technical changes to align the manual with intervening legislative and rule changes.

Previous Council Action

Effective January 1, 2011, the Judicial Council adopted rule 10.854 of the California Rules of Court to implement Assembly Bill 1926 (Stats. 2010, ch. 167). This rule tasked Judicial Council staff—in collaboration with trial court presiding judges and court executives—with preparing, maintaining, and distributing a manual providing standards and guidelines for the creation, maintenance, and retention of trial court records, consistent with the Government Code and the rules of court and policies adopted by the council. The initial version of the *Trial Court Records Manual* was approved by the council at the same time that it adopted rule 10.854. This manual has been of substantial assistance to the courts in managing their records.

Judicial Council staff, in collaboration with trial court presiding judges and court executives, are also responsible for periodically updating the manual to reflect changes in technology that affect the creation, maintenance, and retention of court records. Except for technical changes, corrections, or minor substantive changes, proposed changes must be made available for comment from the trial courts before the manual is updated or changed. (Cal. Rules of Court, rule 10.854(c).) The *Trial Court Records Manual* has been updated five times since it was first issued.

Revisions to the Manual Effective January 1, 2018

Gun Violence Records Retention

To reflect the enactment of AB 1443, section 11.4.1 of the manual has been modified to indicate the time period for retaining records in gun violence restraining order cases. Gun violence cases now require the retention of records for the same period of time as the duration of the restraining or other orders and any renewal thereof for domestic violence and civil harassment cases, and retention of the restraining or other orders permanently as a judgment. Temporary restraining orders or other temporary orders in gun violence restraining order cases must be retained for 60 days after the expiration of the orders.

Destroyed Court Records

Section 11.1 of the manual has been modified to remove the reporting requirement to file a notice with the Judicial Council when court records have been destroyed or transferred to reflect AB 1443's elimination of that requirement. Similarly, section 11.1.1 has been modified to remove the requirement of superior courts to provide semiannually to the Judicial Council a list by year of filing of court records destroyed, filing and location of the court records of the comprehensive and sample court records preserved, and filing and location of the court records transferred to entities under rule 10.856 of the California Rules of Court.

Other revisions

Other revisions were made to reflect rule revisions, clarifications of law, and update formatting of the manual. These revisions are nonsubstantive.

Comments, Alternatives Considered, and Policy Implications

This proposal was not circulated for public comment. The committee considered no alternatives to the changes made in the revised manual because they are required to conform to changes in the law or are merely technical.

The purpose of the manual is to assist the courts in managing trial court records, whether in paper or electronic form. The manual provides a comprehensive source of references to the law relating to court records and a resource guide for court administrators and records staff to develop records management programs that best serve their local courts. These revisions to the

manual will increase its usefulness, especially with the sampling and destruction of court records.

Attachments and Links

1. Attachment A: *Trial Court Records Manual* (revised effective January 1, 2018)



Trial Court Records Manual

REVISED JANUARY 1, 2018⁷



JUDICIAL COUNCIL
OF CALIFORNIA

Trial Court Records Manual

Revised January 1, 20187



JUDICIAL COUNCIL
OF CALIFORNIA

CONTENTS

1. Introduction	1
1.1 Background	1
1.2 Purpose of Records Management	3
1.3 Purpose of the Manual.....	4
1.4 Life Cycle of a Record	5
1.5 Key Definitions.....	6
2. Statutes and Rules of Court Governing Trial Court Records Management	7
2.1 California Government Code	7
2.1.1 Signatures on Electronically Created Court Documents	7
2.2 California Rules of Court.....	7
3. Records Management Administration.....	9
3.1 Application of Standards.....	9
3.2 Responsibility for Effective Records Management	9
3.3 Duties and Responsibilities of Records Managers	9
3.4 Records Management Training.....	10
4. Creation, Filing, and Retrieval of Court Records	11
4.1 Court Record Creation Process	11
4.1.1 Filing Papers in Court: Methods of Filing.....	11
4.1.2 Filing Papers in Court: Form and Format Requirements.....	17
4.1.3 Filing Papers in Court: Role of Civil Fees and Fee Waivers	18
4.2 Numbering Schematic for Court Records.....	20
4.3 Filing Systems for Court Records Maintained in Paper Format.....	21
4.3.1 Numerical Filing Systems by Case Numbers.....	21
4.3.2 Alphanumeric Filing Systems by Case Numbers.....	21
4.3.3 Terminal Digit Filing Systems by Case Numbers.....	22
4.4 Electronic Format Filing Protocols	23
4.4.1 E-Filing Overview	23
4.5 Court Record Location Tracking	24
4.5.1 Paper Record Tracking	24
4.5.2 Electronic File Tracking and Security	25
5. Record Classification.....	27
5.1 Standard Record Classifications	27
5.1.1 Case Record Classification	27
5.1.2 Prefiled Records.....	29

5.1.3	Lodged Records.....	29
5.1.4	Exhibits	29
5.1.5	Juror Records	29
5.2	Confidential and Sealed Records	29
5.3	Subpoenaed Records and Documents	30
6.	Storage, Maintenance, and Electronic Signing of Records	31
6.1	Industry Standards for Storage of Paper and Electronic Records	31
6.1.1	Recommended Standards for Paper Records Storage Facilities	31
6.1.2	Recommended Standards for Managing Microfilm	32
6.1.3	Electronic Records	33
6.1.3.1	Process Review	34
6.1.3.2	File Format Best Practices	34
6.1.3.3	Color Palettes	37
6.1.3.4	Digital Imaging and Scanning Best Practices	38
6.1.3.5	Technology Refresh.....	42
6.1.3.6	Data Backup and Storage.....	43
6.1.3.7	Retention and Destruction	45
6.1.3.8	References	46
6.2	Electronic Signatures: Standards and Guidelines	47
6.2.1	Electronic Signatures on Court-Created Records	47
6.2.2	Electronic Signatures on Documents Submitted to the Courts.....	52
6.2.3	Signatures on Scanned Documents	57
7.	Exhibits Management	59
7.1	Receiving, Handling, and Transfer of Exhibits in Criminal Cases	59
7.2	Receiving, Handling, and Transfer of Exhibits in Civil Cases.....	59
7.3	Protocols for Dangerous and Biohazard Exhibits	60
7.3.1	Exhibits That Pose a Security, Storage, or Safety Problem	60
7.3.2	Exhibits That Are Toxic	60
7.3.3	Dangerous or Deadly Weapons, Poisonous Drugs, Explosives, or Any Property Prohibited by Law and Biological Material for DNA Testing.....	61
7.4	Protocols for Cash Value, Historical Value, Narcotics, Sensitive Photographs, Private Property.....	61
7.4.1	Exhibits Composed of Money or Currency of Unknown Ownership	61
7.4.2	Exhibits Composed of Stolen or Embezzled Money or Currency	62
7.4.3	Exhibits Composed of Property Other Than Money or Currency That Is Unclaimed	62
7.4.4	Exhibits Composed of Property Value That Is Unclaimed.....	62
7.4.5	Exhibits Composed of Photographs of Minors Deemed Harmful	62
7.5	Death Penalty Exhibits.....	63

8. Public Calendars, Indexes, and Registers of Action	
Minimum Standards	64
8.1 Minimum Content for Court Calendars, Indexes, and Registers of Action	64
8.2 Historical Data Fields Restrictions	65
9. Disaster Recovery Planning and Procedures	66
9.1 Planning for a Disaster	66
9.2 Response to Disasters	66
9.3 Disaster Recovery	66
10. Public Access to Court Records	68
10.1 Public Access to Trial Court Records	68
10.1.1 Paper Court Records	68
10.1.2 Electronic Court Records	68
10.2 Remote Electronic Access Allowed in High-Profile Criminal Cases	69
10.3 Confidential and Sealed Records	69
10.3.1 Confidential Records	69
10.3.2 Sealed Records	78
10.4 Fees and Fee Waiver Guidelines for Requested Records	78
10.5 Judicial Administrative Records	78
11. Retention, Preservation, and Destruction of Court Records	79
11.1 Retention, Preservation, and Destruction Practices	79
11.1.1 Court Records Sampling Program	80
11.2 Inactive Records Storage	82
11.3 Noncapital Cases in Which the Supreme Court Has Issued a Written Opinion	82
11.4 Schedule of Records Retention and Destruction and Special Case Type Characteristics	83
11.4.1 Records Retention and Destruction Schedule under Government Code Sections 68152 and 68153	83
11.4.2 Records Retention and Destruction Schedule for Other Case Types	100
11.4.3 Records Retention and Destruction Schedule for Prefiled and Juror Records	101
Appendixes	102
Appendix 1—Court Records Designated Confidential by Statute or Rule	103
Appendix 2—Rotational Assignment for Longitudinal Sample	115
Index	119

1. Introduction

This Trial Court Records Manual (TCRM) has been developed by court administrators for court administrators and is published under the direction of the Judicial Council of California. The vision of the court administrators and Judicial Council staff who drafted the TCRM is to encourage and embrace input and participation from trial court leaders and subject matter experts in every court so that the TCRM is not only a reference manual of laws and rules governing court records management but also a repository for our best ideas and programs.

This TCRM is not considered final or complete; additional content will be drafted for subsequent versions and distributed to trial court leaders for comment as those versions become available.

As the Judicial Council adopts, and the trial courts begin to implement, new policies for the creation, maintenance, retention, and destruction of electronic records, the TCRM seeks to address the issues and challenges that trial courts will encounter with archival and current paper records, as well as to describe the new policies, business practices, and technology considerations that will lay a solid foundation for managing electronic records in the future. As the trial courts' business model changes with the advent of new technologies, courts are encouraged to develop strategic solutions that will position them to adapt to emerging trends in paperless records management.



To assist users in distinguishing between mandatory requirements and optional features of court records management programs, this icon precedes sections containing optional ideas, programs, and best industry practices. Sections **not** preceded by this icon contain mandatory requirements. Sections containing mandatory requirements typically contain links to the relevant statutes or rules.

This manual will be revised and updated periodically. Users are encouraged to submit in writing questions or suggestions for improving the TCRM to

Court Executives Advisory Committee
c/o Judicial Council of California
Leadership Services Division, Judicial Council and Trial Court Leadership
455 Golden Gate Avenue
San Francisco, CA 94102-3688

1.1 Background

The Judicial Council of California began developing and maintaining an overall records management framework for California courts to satisfy the needs of the courts for case processing and of historians and archivists for historical and research purposes served by court records, as well as the expectations of the public and litigants to provide reasonable confidentiality of court records. Many of the existing statutes, rules of court, and standards

include permissive minimums for court records retention and other options for court records management that allow courts significant latitude in applying them.

For many years, the management of trial court records has been costly and cumbersome because of several statutory and operational factors. These factors include the cost of transporting, preserving, and storing paper files and converting them to microfilm or microfiche; the outdated technologies allowed by statute to manage nonpaper records; the lack of staff resources dedicated to managing records; inadequate storage space near the courthouse to enable convenient access to records; and mandates for notification and destruction of records that are impractical and time-consuming.

The path to the current status has had many twists and turns. Prior to unification, trial court records were maintained by the county clerk, who served, by law, as the clerk of court. Municipal and justice court records were the responsibility of each court's clerk. Over time the clerk of court duties were transferred to the trial court executive officers. This was essentially complete across the state when the courts were merged at the end of the 1990s. However, at this point, there needed to be a merger of the records management systems of the two levels of court. Shortly after unification, primary funding for trial courts was shifted from the counties to the state. In addition to changing the source of funding, the change expanded the discretion of each trial court as to how to manage its records in terms of staffing, equipment, and, to a lesser extent, facilities. All of these transitions have changed the opportunities and challenges facing trial courts in establishing and maintaining an appropriate records management program.

The next stage of court records management involves the transition from paper records to records that are created and may exist only in electronic form. This involves both case management systems and document management systems containing document images. Some information in the future may exist only in electronic form and may consist only of data in fields of a case management system and not as a form readily converted to paper. A comprehensive records management system must contemplate and enable the shift to electronic records.

In December 2009, the Judicial Council of California's Court Executives Advisory Committee and Court Technology Advisory Committee cosponsored a proposal for Judicial Council-sponsored legislation to amend Government Code sections [68150](#) and [68151](#) pertaining to the creation, maintenance, retention, and destruction of trial court records. The proposed amendments were intended to give more latitude to the trial courts to manage and retain court records using modern technologies and to transfer the oversight of such activities from the Legislature to the Judicial Council and the trial courts. The court records legislation was introduced as Assembly Bill 1926 (Evans) in 2010. It amended the law on court records management, effective January 1, 2011, to authorize the council to adopt rules to establish guidelines for the creation, maintenance, reproduction, and preservation of court records.

The changes to the Government Code required the adoption of new California Rules of Court to establish standards and guidelines for the creation, maintenance, reproduction, and preservation of trial court records. In October 2010, the council adopted new rules [10.850](#)

and [10.854](#), and amended rule [10.855](#). Rule [10.850](#) references the existing Government Code section 68151 on the definition of “court records.” Rule 10.854 directs the Judicial Council to develop and distribute standards and guidelines for managing trial court records by creating a TCRM. The rule also provides direction for the content of the TCRM and mandates its periodic update. Rule 10.855 was modified to include requirements in the TCRM for court records preserved as part of the superior court records sampling program.¹ The new and amended rules became effective on January 1, 2011. On the same date, the initial version of this manual became effective.

1.2 Purpose of Records Management

The provision of a complete, accurate, and accessible court record, created and available in a timely manner, fulfills one of the judiciary’s basic roles. The court record not only provides a record of the court’s decisions but also educates the public and establishes societal norms for behavior governed by the law. The purpose of developing a TCRM is to assist the trial courts in establishing a comprehensive records management program that meets the expectations of the courts and the public regarding this fundamental role.

The establishment and continued operation of a comprehensive records management program is the responsibility of the court’s executive officer. The National Association of Court Management (NACM) Core Competency Curriculum Guidelines on Essential Components identifies what court executives should know and be able to do regarding the court record. The key abilities are described as follows:

- Manage the court record-keeping function to produce a complete, accurate, and timely record of judicial actions and decisions.
- Establish court records management policies and practices, including records preparation, records retention, public access, and privacy protections.

A comprehensive records management program covers the creation, maintenance, retention, and destruction of trial court records. Each component may have several elements and objectives.

The CREATION of the court record involves two sets of information. One set includes documents and other information provided by the parties to aid the court in making its decisions, for example, pleadings, motions, exhibits, and so forth. The litigants, the appellate courts, and the public must be able to see all the information the court considered in making its decision, except what has been sealed or is subject to rules protecting the confidentiality of the information. The second set is the documentation of what the court did and decided. This includes matters related to calendaring and case management, as well as decisions of the court and juries. For litigants and the public to know what they can, and cannot, do, they

¹ The Judicial Council subsequently amended rule 10.855, effective July 1, 2016, to revise the superior court records sampling program. Additional information about the new sampling program is available in Chapter 11.1.1 of this manual.

need clear information about what the court found the law to be and how it was applied in this case.

The MAINTENANCE of the court record addresses the continued existence and accessibility of the record. The record must be kept in a manner that ensures its completeness and availability both during the life of an active case and after it is closed, where the result may still be relevant to the parties and the public. It must also be kept in a manner that allows easy and convenient access to those wanting to see it. The court should be able to find the record easily when the record is needed. Making copies of the record should also be convenient and inexpensive. Finally, the format in which the record is kept should allow ready access over time, despite changes in technology, in particular, obsolescence of equipment and software required to access electronic forms of a record.

Another aspect of maintenance is preserving the record's integrity; the court record should be the whole record and nothing but the record. The system for maintaining court records should minimize the risk of misfiling, loss, or damage of the court record or any of its parts.

Finally, good records management involves controlling who has access to the record or its component parts. There may be portions of the record that, by law or judicial decision, are accessible only to certain individuals, parties, or groups of individuals based on their role in the justice system. A good records management program should provide convenient and timely access to those allowed to see information, and prevent access by those not authorized to see it.

The RETENTION of the court record relates to how long it must be available to the public. Some court records must be retained indefinitely; others have a limited "shelf life" and need not be retained.

The DESTRUCTION of the court record is the final stage of a records management program. When the existence of a court record is no longer required, based on passage of time or a policy decision, the record should be properly destroyed. Whether the record ceases to exist, or becomes accessible only to certain groups, is a policy decision that the records management program must correctly implement.

The goal of this TCRM is to provide direction to the court executive and staff on ways to develop and improve their records management system to fulfill the objectives of faithfully executing all custodial responsibilities pertaining to the court record.

1.3 Purpose of the Manual

The purpose of the TCRM is twofold. First and foremost, it contains the statutory and rule requirements with which all trial courts must comply to meet minimum standards to execute their important responsibilities pertaining to managing paper and electronic court records. Second, the TCRM is intended to be a resource guide for court administrators and records staff to help them develop records management programs that best serve their local courts. It

includes a broad, though perhaps not exhaustive, list of topics that all courts are encouraged to address to ensure that they have comprehensive and effective local records management programs.

The optimal way to use the TCRM is in electronic form, as there are hyperlinks to reference materials, statutes, and other source documents throughout this publication. Judicial Council staff will make every effort to regularly refresh and update links so that the TCRM is a current and relevant resource for records management staff.

In addition to providing a resource that will contain all of the relevant statutes, rules, requirements, industry standards, and many best practices for court records management, the TCRM will also include a retention and destruction table for court records that is organized in a simple, readable format and includes links to the underlying authority for record retention in every case type.

1.4 Life Cycle of a Record

Courts often make the fundamental error of viewing records management only as the sampling, archiving, and destroying of case files in accordance with various statutes and rules of court. This manual is predicated on an expanded definition of records management that encompasses the complete life cycle of court documents from initial filing to final storage and destruction. As documents travel down this path, they will need to be transported to various court locations and viewed by multiple staff members, parties to the case, and others for various purposes. Archiving and destruction is just one step in the process.

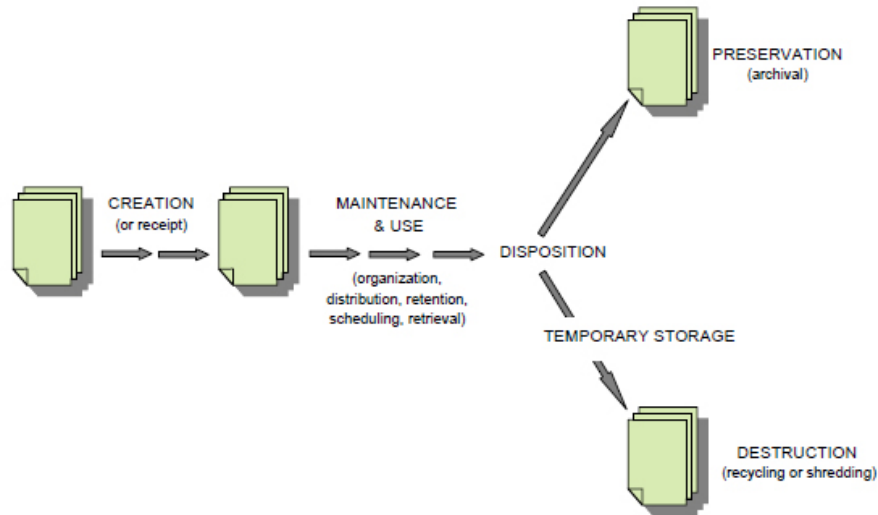
Records management typically begins with document management. A comprehensive and effective records management program addresses the numerous issues and questions that arise in the life cycle of court documents. Here are just a few examples:

- How are documents to be captured and processed when initially filed?
- Who will need to access them at various points in the adjudication process?
- What method will be used to organize, store, and retrieve documents as cases are processed and disposed?
- What resources are necessary to track and manage individual documents and case file locations and security?
- How are electronic technologies used to access documents in place of the movement and viewing of physical files?

Courts that develop clear and comprehensive answers to these issues and questions are well positioned to have an effective document management system. The manner in which documents are captured and managed at the beginning and middle portions of their life cycle can often determine the ease and efficiency by which they are finally archived and destroyed. More importantly, extensive savings in staff time and financial resources can be achieved through a well-designed, comprehensive documents management program that also enables

greater access to court records and services by staff, judicial officers, case parties, and other members of the general public.

Records Life Cycle



1.5 Key Definitions

Court Record

Any document, paper, or exhibit filed by the parties to an action or proceeding; any order or judgment of the court; and any item listed in Government Code section [68151\(a\)](#), excluding any reporter's transcript for which the reporter is entitled to receive a fee for any copy. The term does not include the personal notes or preliminary memoranda of judges or other judicial branch personnel. (Cal. Rules of Court, rule [2.502](#).)

Electronic Record

A computerized court record, regardless of the manner in which it has been computerized, is a term that includes both a document that has been filed electronically and an electronic copy or version of a record that was filed in paper form. The term does not include a court record that is maintained only on microfiche, paper, or any other medium that can be read without the use of an electronic device. (Cal. Rules of Court, rule [2.502](#).)

Records Management

The systematic control of recorded information required to operate a court's business, including creation, active maintenance and use, inactive storage, and final disposition.

2. Statutes and Rules of Court Governing Trial Court Records Management

This section lists the principal statutes and rules of court that relate to trial court records.

2.1 California Government Code

Sections 68150 to 68153

Government Code sections [68150 through 68153](#) prescribe how trial court records are to be maintained and preserved, specify how long different types of records must be preserved, and provide procedures for the destruction of records.

2.1.1 Signatures on Electronically Created Court Documents

Government Code section [68150\(g\)](#) provides that any notice, order, judgment, decree, decision, ruling, opinion, memorandum, warrant, certificate of service, or similar document issued by a trial court or judicial officer of a trial court may be signed, subscribed, or verified using a computer or other technology. Section 6.2.1 of this manual provides standards and guidelines for signing, subscribing, and verifying court documents by electronic means.

Section 68511.2

Government Code section [68511.2](#) provides that the Judicial Council shall provide by rule for the photographic, microphotographic, mechanical, or electronic entry, storage, and retrieval of court records.

2.2 California Rules of Court

General Provision for Court Records

Rule [2.400](#). Court records

Trial Court Records Management

Rule [10.850](#). Trial court records definition

Rule [10.851](#). Court indexes—automated maintenance

Rule [10.854](#). Standards and guidelines for trial court records

Rule [10.855](#). Superior court records retention program

Public Access to Electronic Records

Rule [2.500](#). Statement of purpose

Rule [2.501](#). Application and scope

Rule [2.502](#). Definitions

Rule [2.503](#). Public access

Rule [2.504](#). Limitations and conditions

Rule [2.505](#). Contracts with vendors

Rule [2.506](#). Fees for electronic access

Rule [2.507](#). Electronic access to court calendars, indexes, and registers of actions

Sealed Records

Rule [2.550](#). Sealed records

Rule [2.551](#). Procedures for filing records under seal

3. Records Management Administration

3.1 Application of Standards

The TCRM sets forth standards and guidelines for court records maintained of the California trial courts. The TCRM will be periodically updated to reflect changes in statutes, rules of court, or technology that affect the creation, maintenance, retention, and destruction of court records. As previously noted, except for technical or minor (nonsubstantive) changes not likely to create controversy, proposed revisions to the TCRM will be circulated to the trial courts for comment before the TCRM is updated or revised. Pursuant to California Rules of Court, rule 10.854(c), courts will be notified of any changes in standards or guidelines, including all those pertaining to the permanent retention of records.

Each trial court must develop records management practices consistent with minimum standards authorized in statutes and rules of court, as delineated in the TCRM. Moreover, trial courts are also encouraged to review guidelines described in the TCRM and develop local programs that reflect these policies and practices. Standards and guidelines are intended to lead to more efficient and uniform practices among trial courts to ensure better protection and preservation of and improved public access to trial court records.

3.2 Responsibility for Effective Records Management

The trial court executive officer, as part of the enumerated duties in California Rules of Court, rule [10.610](#), and Government Code sections [69840 through 69848](#), shall oversee the creation, maintenance, retention, and destruction of trial court case records in accordance with all applicable laws, rules of court, and guidance provided in the TCRM. The court executive officer may delegate these duties to subordinate staff members who serve as records managers.

3.3 Duties and Responsibilities of Records Managers



Trial courts have developed many effective records management programs and practices. For the purposes of this manual, the duties of effective records managers have been identified and may include the following:

- plan for the management and control of records;
- recommend procurement of records management equipment and supplies;
- investigate and recommend new technologies;
- implement standard procedures;
- conversion and transfer of paper records to other media, and establish and oversee the primary and backup storage systems for these records;
- develop disaster recovery programs in the event that primary data systems become damaged or inoperable;

- maintain the inventory of records;
- manage records destruction programs, which includes ensuring that appropriate notices of destruction are prepared and disseminated by mail or publication, monitoring the destruction of records, validating records destruction, and obtaining certificates of destruction from qualified service providers;
- research new and emerging technologies that are designed to assist organizations with records management;
- monitor inventory and maintain security at off-site storage; and
- train subordinates and representatives of related entities in records management.

3.4 Records Management Training

(Training and curriculum content will be developed in the next version of TCRM.)

4. Creation, Filing, and Retrieval of Court Records

Records management is a specialized field of court administration for determining how records will be organized, categorized, and stored, and in what format (paper or electronic). Establishing an efficient system to create, file, and retrieve court records involve careful planning to ensure productive workflow. This includes

- developing clear protocols on how records are created;
- devising case type and numbering classification systems that convey meaningful information to those who access the records;
- deciding how records will be organized in paper and electronic filing systems;
- determining the best methods for tracking the movement of records within the court and among court facilities; and
- researching and selecting the proper equipment (shelving, tracking applications, scanners) and supplies (file folders, labels, bar codes).

4.1 Court Record Creation Process

One of the most basic and critical functions performed by trial courts is the creation and maintenance of the case record. The case record consists of documents filed by attorneys, self-represented litigants, local justice agencies, and other case parties who submit documents to the court. In some instances, courts also create and file documents. This section of the TCRM is intended to provide court staff with suggested guidance regarding the creation and maintenance of the case record. It is divided into three subparts applicable to documents submitted by attorneys, self-represented litigants, and others involved in cases, but not those prepared by the court itself.

4.1.1 Filing Papers in Court: Methods of Filing

Effective Filing Date – Currently, courts receive legal documents for filing and processing through various means including:

- Over the counter
- By mail
- By drop box
- E-filed directly or through e-filing service provider (EFSP)
- As an attachment to e-mail (often referred to as e-delivery)
- By fax

Government Code section [69846.5](#) states, “The clerk of the superior court shall endorse on each paper filed with the court the day, month, and year it is filed.” The issue of when a paper is deemed “filed” depends on the applicable law for the mode of delivery and the type of filing. To assist courts in determining the effective filing date for court documents, the

following is a list of applicable statutes and California Rules of Court for documents received through various means.

Note that the filing date depends on when the document was received by the court, not when the court completed processing of the document. It takes a finite amount of time for the clerk's office to review a document, determine whether it meets filing criteria as to form and attachments, check the fee payment, if any, enter data into a register of action or case management system, and scan the document, if scanning is done. These steps may take several minutes, spread over several hours. As a result, the document processing may not be complete on the same day the document is received. Nonetheless, the filing date should be the date received.

- **Filing in person** – Rule [1.20](#) of the California Rules of Court. (See Cal. Rules of Court, rule 1.20(a): “Unless otherwise provided, a document is deemed filed on the date it is received by the court clerk.”)
- **Filing by mail** – Rule [1.20](#) of the California Rules of Court. (See Cal. Rules of Court, rule 1.20(a): “Unless otherwise provided, a document is deemed filed on the date it is received by the court clerk.”)
- **Filing at drop box** – Government Code section [68108\(b\)](#) and rule [2.210](#) of the California Rules of Court. (See Cal. Rules of Court, rule 2.210(b): “Any document deposited in a court’s drop box up to and including 4:00 p.m. on a court day is deemed to have been deposited for filing on that day. A court may provide for same-day filing of a document deposited in its drop box after 4:00 p.m. on a court day. If so, the court must give notice of the deadline for same-day filing of a document deposited in a drop box.” See also Cal. Rules of Court, rule 2.210(c): “Any document deposited in a court’s drop box is deemed to have been deposited for filing on the next court day if: (1) It is deposited on a court day after 4:00 p.m. or after the deadline for same-day filing if a court provides for a later time; or (2) It is deposited on a judicial holiday.”)
- **Filing electronically** – Code of Civil Procedure section [1010.6](#) and rule [2.259](#) of the California Rules of Court.

If electronic filing is permissive, Code of Civil Procedure section [1010.6\(b\)\(3\)](#) and California Rules of Court, rule [2.259\(c\)](#) apply. (See Code Civ. Proc., § 1010.6(b)(3): “Any document that is electronically filed with the court after the close of business on any day shall be deemed to have been filed on the next court day. ‘Close of business,’ as used in this paragraph, shall mean 5 p.m. or the time at which the court would not accept filing at the court’s filing counter, whichever is earlier.” See also Cal. Rules of Court, rule 2.259(c): “A document that is received electronically by the court after the close of business is deemed to have been received on the next court day.”)

If electronic filing is mandatory, Code of Civil Procedure section 1010.6(g) and California Rules of Court, rules [2.253\(b\)\(7\)](#) and 2.259(c) apply. (See Cal. Rules of

Court, rule [2.253\(b\)\(7\)](#): “Any document required to be electronically filed with the court under this subdivision that is received electronically after the close of business on any day is deemed to have been filed on the next court day, unless by local rule the court provides that any document required to be electronically filed with the court under this subdivision that is received electronically before midnight on a court day is deemed to have been filed on that court day, and any document received electronically after midnight is deemed filed on the next court day.” See also Cal. Rules of Court, rule 2.259(c): “A document that is received electronically by the court after close of business is deemed to have been received on the next court day, unless the court has provided by local rule, with respect to documents filed under the mandatory electronic filing provisions in rule 2.253(b)(7), that documents received electronically before midnight on a court day are deemed to have been filed on that court day, and documents received electronically after midnight are deemed filed on the next court day.”)

The California Rules of Court also recognize that a technical problem with a court’s electronic filing system may warrant deeming certain late-filed documents as filed when the attempt was made to file the documents rather than when the documents were actually received by the court. (See Cal. Rules of Court, rule [2.259\(d\)](#): “If a technical problem with a court’s electronic filing system prevents the court from accepting an electronic filing during its regular filing hours on a particular court day, and the electronic filer demonstrates that he or she attempted to electronically file the document on that day, the court must deem the document as filed on that day. This subdivision does not apply to the filing of a complaint or any other initial pleading in an action or proceeding.”)

These laws apply to both e-filed documents and e-delivered documents as the statute contemplates the method of transmission (“electronically”) not the form of the document or message.

- **Filing by fax** – Filing through a fax filing agency under rule [2.303](#) and rule [1.20](#) of the California Rules of Court; For direct fax filing with the court under rule [2.304](#) and rule [1.20](#) of the California Rules of Court. (See Cal. Rules of Court, rule 2.304 containing provisions specifying, when a party directly fax files with the court, how failures of transmission and rejection of credit card charges are to be handled.)
- **Filing on a court holiday** – Code of Civil Procedure section [134\(d\)](#): “The fact that a court is open on a judicial holiday shall not make that day a nonholiday for purposes of computing the time required for the conduct of any proceeding nor for the performance of any act. Any paper lodged with the court at a time when the court is open pursuant to subdivision (c), shall be filed by the court on the next day that is not a judicial holiday, if the document meets appropriate criteria for filing.”

Courts are encouraged to consult these statutes and rules when assessing their filing processes and procedures and seek assistance from local counsel or the Judicial Council’s Legal Services if they have specific questions or issues in this regard.

Filing redacted documents – Rule [1.201](#) of the California Rules of Court. The California Rules of Court require that certain sensitive information—specifically, social security numbers and financial account numbers—must be redacted or excluded from documents filed with the court, with certain exceptions: The responsibility for excluding or redacting information from documents filed with the court rests solely with the parties and their attorneys, not the clerk. (See Cal. Rules of Court, rule ~~1.201+20~~(b)(3).) The rule on redaction provides that the court clerk will not review each pleading or other paper for compliance.

Filing records that are confidential as a matter of law – For direction in dealing with confidential records, see section 10.3.1, “Confidential Records,” and Appendix 1. Depending on the law, entire cases, categories of cases, or individual documents in a case may be confidential. Also, some case files and/or documents may be permanently classified as confidential while others may be confidential only for a specified period of time.

Filing records under seal – For direction in dealing with court files and documents ordered sealed, see section 10.3.2, “Sealed Records.” Also, you may consult the following California Rules of Court:

- Filing records under seal – Rule [2.551\(a\)](#) of the California Rules of Court: “A record must not be filed under seal without a court order.”
Rule 2.551(f) of the California Rules of Court: “Sealed records must be securely filed and kept separate from the public file in the case.”
Rule 2.551(d) of the California Rules of Court, also contains procedures for conditionally lodging documents that may be filed under seal.
- Filing records under seal in a False Claims Act case – Rule [2.571](#) of the California Rules of Court.

Types of Documents Maintained in Case Files and Elsewhere (Filed Documents and Other Documents Submitted, Lodged, or Deposited with the Court)

“The clerk of the superior court shall safely keep or dispose of according to law all papers and records filed or deposited in any action or proceedings before the court.” (Gov. Code, § [69846](#).)

Official court documents used in the adjudication of the actions or proceedings such as complaints, petitions, answers, responses, and motions with or without attached exhibits, are filed with the court and included in the register of actions, if kept. In addition, parties lodge, deposit, or submit various other documents that are not officially filed and entered into the register of actions.

There are several types of documents that are accorded different treatments based on statutes and rules. To assist courts in determining the appropriate manner of handling these types of documents, the following information is provided:

- **Administrative records** – “Court records” include administrative records “filed in an action or proceeding.” Government Code section [68151\(a\)\(2\)](#). In addition, some statutes and rules specifically require particular administrative records to be “lodged” with the court. (See, e.g., on CEQA actions, Pub. Resources Code, § [21167.6\(b\)\(1\)](#) (providing for the lodging of CEQA records by the public agency); and Cal. Rules of Court, rule [3.1366](#) (“The party preparing the administrative record must lodge it with the court and serve it on each party ...”).)
- **Arrest Warrants with No Existing Related Case** – Law enforcement and other agencies can request that the court issue an arrest warrant. Often there is not yet a filing or case involving the proposed arrestee, and there may never be a court filing. Consequently, the court will have arrest warrants issued by a judge that are not associated with any case at the time of issuance.

Because arrest warrants may not be associated with a particular case, it is important for the court to have a specific procedure for identifying, storing, and retrieving every warrant. In this system, arrest warrants should typically be indexed by the name of the person to be arrested.



There are several options for where to maintain arrest warrants, given the possibility that a case will be filed related to a warrant. When a case is subsequently filed, it can be very problematic for court staff to identify the existence of an associated arrest warrant, let alone find the warrant and place it in or link it to the case file. One option is to have court staff attempt to match “orphan” arrest warrants with new cases as they are filed, though this may be a time-consuming activity for relatively infrequent occurrences. A second option is to leave warrants in the location where they were originally placed and for court staff to locate a warrant when an issue about the warrant is raised in a particular case. While this involves less work for the clerk’s office, being done only when needed, it still places the burden on the clerk to find the arrest warrant. Another option would be for the court to indicate to parties that if they raise an issue about the warrant, they should contact the agency that originally requested the warrant to produce the warrant. This will lessen the burden on court staff to spend resources locating the warrant in a particular case. If the agency cannot find the warrant and supporting documents, or there is a question about the validity of the documents offered, the court can then direct the clerk to produce the documents maintained by the court.

The arrest warrants should be retained for the period provided by statute, as they document the decisions of a judicial officer, which may be litigated in a subsequently filed case. (See Gov. Code, § [68152\(c\)\(15\)](#).)

Certain arrest records may be confidential. See section 10.3.1, “Confidential Records, and Appendix 1.

- **Court transcripts** – Some court reporter’s transcripts, such as preliminary hearing transcripts and transcripts prepared as part of an appellate record, may be included in

the case file. Although part of the case file, these transcripts are subject to different requirements from other records in the case file with respect to copying and electronic access. Courts generally may not provide or sell a copy of a transcript to a party or other person without an additional fee being paid to the court reporter (Gov. Code, § [69954](#)) and any reporter’s transcript for which the reporter is entitled to receive a fee for any copy is explicitly excluded from the definition of “court record” for purposes of the rules on Public Access to Electronic Trial Court Records (Cal. Rules of Court, rule [2.502\(1\)](#)). If a request is received for a copy of a reporter’s transcript, the interested party should be directed to contact the court reporter who reported the hearing to obtain a copy for a fee. (See Gov. Code, § 69954.)

- **Exhibits** – see section 5.1.4
- **Juror Records** – see section 5.1.5
- **Lodged Records** – see, section 5.1.3
- **Mandatory settlement conference statements** – These statements are submitted to the court rather than filed and should be transmitted to the judicial officer who will conduct the conference. California Rules of Court, rule [3.1380\(c\)](#) states, “No later than five court days before the initial date set for the settlement conference, each party must submit to the court and serve on each party a mandatory settlement conference statement”
- **Prefiled Records** – see section 5.1.2
- **Proposed orders** – Proposed orders in civil cases are governed by rule [3.1312](#) of the California Rules of Court. These are generally submitted to the court rather than filed and should be transmitted to the appropriate judicial officer for further action. (See Cal. Rules of Court, rule [3.1312\(b\)](#).) Special procedures exist for handling proposed orders that are submitted electronically—two versions of the proposed order must be submitted to the court: (1) a PDF version attached to a completed *Proposed Order (Cover Sheet)* (form [EFS-020](#)), which is filed, and (2) a version in an editable word-processing format, which is made available for the judge’s use. (See Cal. Rules of Court, rule [3.1312\(c\)](#).)
- **Search warrants** – See discussion and options under “Arrest Warrants” on page 14. Because search warrants may not be associated with a particular case, it is important for the court to have a specific procedure for identifying, storing, and retrieving every search warrant. For example, search warrants could be indexed by the location of the place to be searched.

Certain search warrants or information contained in a search warrant may be confidential. See section 10.3.1, “Confidential Records,” and Appendix 1.

- **Trial subpoenas** – See section 5.3, “Subpoenaed Records and Documents.”

- **Wills** – Original wills must be delivered to the court under Probate Code section [8200](#), Production of Will. Probate Code section 8200(a) states: “Unless a petition for probate of will is earlier filed, the custodian of a will shall, within 30 days after having knowledge of the death of the testator ... [d]eliver the will to the clerk of the superior court of the county in which the estate of the decedent may be administered.”

An original will is lodged or deposited with the court rather than filed; however, a copy of the will must be attached to the petition for probate filed with the court. (See Prob. Code, § [8002\(b\)\(1\)](#).)



Letters and other correspondence – Generally, correspondence sent to the court should be placed in the same physical file with the other documents in a case (pursuant to Gov. Code, § [69846](#)) but is not entered into the register of actions. The correspondence should be organized separately from the filed documents. The correspondence may be marked with a “received” stamp and placed in the file in chronological order. Courts maintaining records in electronic form should consider establishing a process or procedure for addressing correspondence received in the case, separate from the documents that are filed.

Some correspondence may require special treatment. For example:

Correspondence requesting action – Correspondence that seeks a particular action should be processed by the court or judicial officer, as appropriate. Thus, letters containing proposed orders should be transmitted to the appropriate judicial officer. A request for copies of court documents should be processed by the court if the requesting party has paid the costs of copying and mailing. Complaints against judicial officers should be processed in accordance with the court’s procedures. (See Cal. Rules of Court, rule [10.703](#) (subordinate judicial officers) and rule [10.746](#) (temporary judges).)

Ex parte communications – Correspondence that seeks to communicate with the judicial officer handling a matter, without a copy being served on other parties that have appeared in the action, should not be placed in the file where it might be seen by a judicial officer involved in the case. Instead, courts should develop procedures whereby such communications are returned to the submitting party with an explanation as to why the document was not placed in the case file.

4.1.2 Filing Papers in Court: Form and Format Requirements

Form and format of papers filed in the trial courts – Rules [2.100–2.116](#) of the California Rules of Court prescribe the form and format of papers presented for filing to the trial courts. These rules preempt any local rules on the form and format of papers. (Cal. Rules of Court, rule [2.100](#).) The form and format requirements in rules 2.100–2.116 do not apply to Judicial Council forms, local forms, or forms for juvenile dependency proceedings. (Cal. Rules of Court, rule [2.119](#).)

Court’s acceptance or rejection of papers for filing – The clerk of the court must not accept papers for filing that do not comply with the form and format requirements in rules 2.100–2.116 of the California Rules of Court, except the clerk must not reject a paper for filing solely on the ground that (1) it is handwritten or hand-printed, (2) the handwriting or hand printing on the paper is in a color other than black or blue-black, or (3) the font size is not exactly the point size required by rules 2.104 and 2.110(c) on papers submitted electronically in Portable Document Format (PDF). (Cal. Rules of Court, rule [2.118\(a\)](#).) The clerk also must not reject a paper for filing solely on the ground that it does not contain an attorney’s or a party’s fax number or e-mail address on the first page. (Cal. Rules of Court, rule [2.118\(b\)](#).) For good cause, the court may permit the filing of papers that do not conform to the form and format requirements. (Cal. Rules of Court, rule [2.118\(c\)](#).) While the responsibilities of the clerk under (a) and (b) are ministerial, the good cause determination to permit filing under (c) is a judicial function.

Duty to file documents – “If a document is presented to the clerk’s office for filing in a form that complies with the rules of court, the clerk’s office has a ministerial duty to file it. (See *Carlson v. Department of Fish & Game* (1998) 68 Cal.App.4th 1268, 1276.) Even if the document contains defects, the clerk’s office should file it and notify the party that the defect should be corrected. (See *Rojas* ... 67 Cal.App.4th at p. 777.)” *Voit v. Superior Court* (2011) 201 Cal.App.4th 1285, 1287.)

Effect of failure to submit civil case cover sheet – The first paper filed in a civil action or proceeding must be accompanied by a completed *Civil Case Cover Sheet* (form [CM-010](#)). (Cal. Rules of Court, rule [3.220\(a\)](#).) But if a party that is required to provide a cover sheet under rule [3.220](#) or a similar local rule fails to do so or provides a defective or incomplete cover sheet at the time the party’s first paper is submitted for filing, the clerk must still file the paper; failure to file a cover sheet may subject a party or its counsel to monetary sanctions. (Cal. Rules of Court, rule [3.220\(c\)](#).)

4.1.3 Filing Papers in Court: Role of Civil Fees and Fee Waivers

Effects of Failure to Pay All Required Filing Fees – The effect on filing of a failure to pay filing fees depends, among other things, on:

- Whether the party is required to pay a filing fee
- Whether an application for a fee waiver was submitted
- Whether the party paid no fee at all
- Whether the amount tendered was less than the amount of the required fee
- Whether the amount was tendered by a check that was returned for insufficient funds
- Whether a credit card payment was rejected

The following additional information is provided regarding filing fees and fee waivers:

- **Schedule of fees** – A statewide civil fee schedule is available online at <http://www.courts.ca.gov/documents/StatewideCivilFeeSchedule>. Many courts also

prepare their own fee schedules. The schedules list the documents which, upon filing, require payment of a fee and the amount of the fee. Note: (1) Certain documents do not require payment of a fee to be filed (see, e.g., Gov. Code, § [70617\(b\)](#)); (2) Government entities are generally exempt from paying civil filing fees (see Gov. Code, § [6103](#)); for some other exemptions from fees for court services, see Gov. Code, § [70633](#)).

- **No fee paid** – If a party is required to pay a fee for filing a particular document and no fee is tendered, the court may reject the filing unless the party has submitted a fee waiver application with its papers or a fee waiver has previously been granted in the action.
- **Fee waivers** – Government Code sections [68630–68641](#); California Rules of Court, rules [3.50–3.58](#). The clerk shall accept all applications for an initial fee waiver for filing. If an applicant submits an application without providing all required information to complete the form, the clerk may request that the applicant supply the omitted information, but shall not refuse to file the application, or refuse to file any pleadings accompanying the application, on the ground that the fee has not been paid. (Gov. Code, § [68634\(b\)](#).)
- **Amount tendered is less than the amount of the required fee** – Code of Civil Procedure section [411.21](#). If a complaint or other first paper, except in an unlawful detainer action, is accompanied by a check in an amount less than the required fee, the clerk shall accept the paper for filing, but shall not issue a summons until the court receives full payment of the required fee. The court, by mail, shall notify the party tendering the check that (1) the check was made out for an amount less than the required filing fee, (2) the administrative charge specified in the statute has been imposed to reimburse the court for the costs of processing the partial payment and providing the notice, and (3) the party has 20 days from the date of mailing of the notice within which to pay the remainder of the required fee and the administrative charge, except where a hearing is scheduled before the 20-day period expires.

The clerk shall void the filing if the party who tendered a check in an amount less than the required filing fee or on whose behalf a check in an amount less than the required filing fee was tendered has not paid the full amount of the fee and the administrative charge within 20 days of the date on which the notice was mailed.

Any filing voided by the section may be disposed of immediately after the 20 days have elapsed without preserving a copy in the court records, notwithstanding Government Code section [68152](#). (See Code Civ. Proc., § [411.21\(a\)–\(e\)](#) for more details; for information concerning the administrative fee, see Code Civ. Proc., § [411.21\(g\)](#).)

- **Check for fee amount is returned for insufficient funds** – Code of Civil Procedure section [411.20](#). If the clerk accepts for filing a complaint or other first paper, or any subsequent filing, and payment is made by check that is later returned without

payment, the clerk shall, by mail, notify the party who tendered the check that (1) the check has been returned without payment, (2) the administrative charge specified in the statute has been imposed to reimburse the court for the costs of processing the returned check and providing the notice, and (3) the party has 20 days from the date of mailing of the notice within which to pay the filing fee and the administrative charge, except where a hearing is scheduled before the 20-day period expires. The notice also shall state that the administrative charge and the filing fee shall be paid in cash, by certified check, or by other means specified by the court, but not by traveler's check or personal check.

The clerk shall void the filing if the party who tendered a returned check or on whose behalf a returned check was tendered has not paid the full amount of the fee and the administrative charge by a means specified in the statute within 20 days of the date on which the notice was mailed.

Any filing voided by this section can be disposed of immediately after the 20 days have elapsed without preserving a copy in the court records, notwithstanding Government Code section [68152](#). (See Code Civ. Proc., § [411.20\(a\)–\(f\)](#) for more details; for information concerning the administrative fee, see Code Civ. Proc., § [411.20\(g\)](#).)

- **Credit card payment is rejected** – Credit card payments rejected by the processing center should be treated as any other failure to pay a filing fee. In most cases, the person submitting the payment (e.g., at the counter or over the Internet) is immediately notified of the rejection and can provide payment in some other manner. If a request for credit card payment is received through the mail but rejected by the processing center, the court should notify the submitting party of the rejection using the same procedures utilized when a check is rejected by the bank as described in the previous section of this manual. The only exception is that there should be no administrative charge added to the amount owing.

4.2 Numbering Schematic for Court Records



A case numbering system should be rational and meaningful and should convey information to court staff and other users that will help them understand how court records are organized. The numbering system must ensure that each case has a unique number to minimize confusion and facilitate locating and filing the case and its associated documents. The case number may include key information that includes year of filing, case type, and a sequential identifying number. For example, a case number may consist of

1. court jurisdiction identifier;
2. the last two digits of the filing year;
3. an alpha or numeric code to designate case type (e.g., “CR” for criminal, “CV” for civil);

4. a continuous sequentially assigned number related to that case type; and
5. additional identifiers as suffixes, such as court branches or designations for multiple defendants, based on local needs.

For example, using this common numbering scheme, the 345th criminal case, with two defendants, filed in Marin County Superior Court in 2010 might generate the following unique case numbers: 21-10-CR0000345A for the first defendant and 21-10-CR0000345B for the second defendant.

4.3 Filing Systems for Court Records Maintained in Paper Format



Effective filing systems for paper records determine how records will be organized, categorized, accessed, and stored. The most efficient filing systems ensure that records can be retrieved at the right time, at the right place, at the lowest possible cost. This includes determining what kind of shelving will be used, who will have access to the record storage areas, how records will be accounted for when not shelved, and how records will be located when they cannot be readily retrieved.

Records managers must first decide how to organize paper records on file shelves or in cabinets. There are several filing systems that may be considered, but all systems have advantages and disadvantages. Ideally, the type of filing system(s) selected will be compatible with the records organized in the system. Below are descriptions of three commonly used filing systems.

4.3.1 Numerical Filing Systems by Case Numbers



Court records may be arranged in numerical sequence, although filing systems that are strictly numerical are uncommon in organizing case records, because of the volume, complexity, and variety of case types. (These systems are more useful for administrative records [procurements, accounts payable, etc.], as these kinds of records are less complex and less variable.)

A numerical arrangement orders records from the lowest number to the highest. This method is also often an indicator of which files are the oldest (the lower-numbered files) and which are the most current (the higher-numbered files). While these filing systems are simple and easy to learn, and make detecting misfiles more readily apparent, a disadvantage of this system is that new records are being shelved only at one end of the system. As old records are purged, staff must shift and reshelve remaining records to make room for new ones. A benefit of these systems is that a numerical scheme is easier to comprehend than an alphanumeric filing scheme and may result in fewer misfiles.

4.3.2 Alphanumeric Filing Systems by Case Numbers



An alphanumeric arrangement combines alpha characters and digits to designate case records and determine how they will be shelved. Alphanumeric filing systems are

commonly used for court case records. There are two ways in which these systems are organized. Typically, alpha characters are used to signify case types and often precede sequential case numbers. In some filing systems, all cases with the same case type are grouped together and then filed sequentially by case number. For example, all civil cases with alpha designations of “CV” are in one grouping, while family law cases with designations of “FL” are in a separate section of the filing system. An alternative approach is that all alpha designations are commingled and share the sequential filing number sequence. In these systems, the filing year is an important feature of the case number, to avoid replicating case numbers over time. For example, all civil, probate, and family law cases, with prefixes of “CV,” “PR,” and “FL,” respectively, share a numbering sequence and are filed together in the same system. Alphanumeric filing systems are often configured to reflect the way the trial court organizes functions in the clerk’s offices or courthouse. Because alphanumeric systems are more complex than simple numeric systems, the opportunity for misfiles is increased.

4.3.3 Terminal Digit Filing Systems by Case Numbers

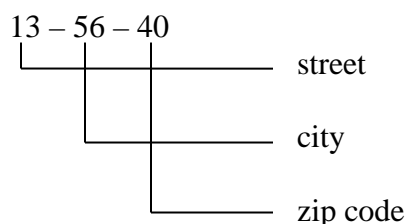


Terminal digit filing systems are also used in many organizations, including trial courts. In a terminal digit system, the focus for shelving records is only on the numerical portion of a case number. Cases are not filed sequentially; instead, every file is shelved based on an “addressing” scheme that is associated with the case number.

In terminal digit systems, the numbers are read from right to left and divided into three sections. In the terminal digit file there are 100 primary sections ranging from 00 to 99. In this arrangement, the last two digits are the primary unit used for filing; records are ordered by the last two digits, then the middle two digits, and finally by the first two digits.

Another way to conceptualize this system is to treat case numbers as analogous to the postal designations of street, city, and zip code. For example, case number 135640 would be divided into three parts: “13” representing the “street,” “56” representing the “city,” and “40” representing the “zip code.” The entire filing system is divided into 100 areas, or zip codes, starting with section “00” and ending with section “99.” Then each zip code is divided into 100 subsections, or cities, from “00” to “99.” Finally, each city subsection is divided again into subsections, or streets, from “00” to “99.”

For case number 135640, the last two digits of the case number, “40,” is analogous to the zip code designation and provides the general area of the filing system in which the case will be shelved. The middle two digits, “56,” narrows down the “city” location in section “40” where the record will be shelved. Finally, the first two digits, “13,” represent the “street” in the “city” that is the record’s final destination.



While this system requires more training initially, once staff is trained, terminal digit virtually eliminates the need to shift and reshelve records, as new records are interspersed among existing records and purged records are removed from throughout the system.

4.4 Electronic Format Filing Protocols

4.4.1 E-Filing Overview



In a period of increasingly tight budgets and ever-expanding caseloads, courts across the country have looked at electronic filing as a way to reduce the considerable demands of handling physical case files and the long-term costs of storing official documents. In theory, electronic filing of pleadings and other court papers will finally make it possible to move toward the ideal of a “less paper” courthouse, thus realizing a wide range of potential spin-off benefits for litigants, judges, lawyers, court administrators, and the general public.

The idea that a court can operate electronically is not new. Quite a few courts have successfully implemented electronic records processes that use imaging technology to “scan” paper documents and convert them to electronic files that are stored in sophisticated document management systems. For example, the bankruptcy court is almost completely paperless after years of transition for the court, attorneys, and other users.


E-filing is the next generation of electronic records processing. Instead of delivering or mailing a paper document to the court, litigants and lawyers send an electronic version of the information or document to the court, via the Internet.

Advantages of e-filing:

- Improved legal processes, as judges and lawyers learn to take advantage of the universal availability and ease of sharing electronic documents.
- Enhanced public safety arising from electronic service of and instantaneous access to court orders (including domestic violence orders of protection) and warrants.
- Shifting of data entry from the clerk to the filer, thus reducing court staff data entry time and potential for data entry errors.
- Savings for the court of costs incurred to convert most documents from paper to electronic form.
- Expedited processing time by eliminating the time required for mailing or personal delivery of pleadings and other documents.
- Increased efficiency and reduced cost from the ultimate reduction or elimination of handling and storing paper case files in courts, lawyers’ offices, and official archives.
- “Greener” filing business processes enabled by e-filing.

4.5 Court Record Location Tracking


4.5.1 Paper Record Tracking

 There are few court activities that are more frustrating and wasteful of staff resources than searching for lost court records. By implementing effective tracking protocols and, depending on the court's needs, by investing in tracking technologies (bar codes, RFID, etc.), significant staff time can be saved and deployed in more productive activities.


Automated tracking systems that use bar code or radio frequency technology to track the movement of court records are helpful in managing the check-in and check-out process. Automated tracking systems also can produce reports to assist records staff in locating missing records. Periodic physical inventory of all court records not on file shelving or in file rooms or warehouses can often uncover missing records and restore them to oversight by records custodians.

As described below, there are several common methods for monitoring the whereabouts of court records.

Out Cards

 Records custodians are encouraged to use an “out-card” system to track all records removed from file shelves or storage facilities. When a record is retrieved, an out-card can be inserted in the location from which the record was removed. Out-cards may include the name and contact information of the staff person who removed the record, the date the record was removed, and the destination of the record (courtroom, public viewing area, other court facility, etc.). Out-card systems are “low tech,” are inexpensive to implement, and can be effective, especially in small courts with only one facility.

Bar Code Technology

 Automated tracking systems that use bar codes are another option in managing the check-in and check-out process for court records and monitoring the movement of records. In a bar code system, every file folder is labeled with a bar code (every folder in a multivolume case record receives its own bar code). Key locations in the courthouse (judicial departments, public viewing areas, the accounting unit, off-site facilities, etc.) are also assigned a bar code and placed on a list at each bar code scanning location. Each bar code is associated in a tracking database with its corresponding folder or location. Then, as file folders are checked out of the filing system, the bar codes are scanned by records staff, as well as the destination of the file folder. For example, if a bar coded “civil file” was being routed to a specific judicial department, the folder and the department would be scanned so that the file would be tracked to the judicial department.

Bar code systems are relatively inexpensive, as they are not complex. A tracking application with a relational database and scanning stations and/or portable scanning wands are all that is needed to implement such a system. Bar code technology has been in use for many years and is very reliable. However, a major challenge for a court implementing the tracking system is in determining the number of locations that will be tracking destinations. The tendency to

have every desk be a destination may sound like a good idea, but in practice may be too onerous for staff members who are processing hundreds of files a day. Developing a list of key locations that helps narrow the search in the event there is a lost file is typically the most advantageous. Another key decision is which staff person will be responsible for tracking the file to the next location—the staff person who is passing on a file or the staff person who is receiving it. Since the identity of the person scanning the file will be retained by the tracking system, it is critical to gain cooperation from all staff to use the technology with every file.

Automated tracking systems also can produce reports to show what was requested, when, and by whom. Many scanning systems have battery-powered portable scanners that records management staff can carry around the courthouse to periodically update the location of every file that is not in the filing area.

RFID Technology



Radio-frequency identification (RFID) is the use of a wireless non-contact system that uses radio-frequency electromagnetic fields to transfer data from a tag attached to an object, for the purposes of automatic identification and tracking. RFID systems are a “high tech” and more expensive method for locating and tracking files. Like bar code technology, RFID tags are created and attached to file folders. RFID tags are “active” bar codes that can exchange information with a networked system to track every file. RFID tracking solutions save time by providing continuous, automatic tracking of files and other items as they move around the courthouse and pass through an area where an RFID reader is present. Like a traditional bar code, an RFID tag must be read. However, an RFID tag does not need to be physically scanned. It can be detected and read as it passes by a reader that can be mounted on a wall and up to 25 feet away. Staff members are relieved of the responsibility to scan files, as they are automatically monitored at all times by the technology, and their locations are typically updated in real time. Records staff can locate files at any time by checking the tracking database online.

This technology has been cost prohibitive in the past, but in recent years the cost has been coming down. In situations where it is affordable, this technology could be beneficial for small to medium court systems.

4.5.2 Electronic File Tracking and Security



In the CCMS V3 system, the “Track Case Files” function describes the activities involved in changing the location of physical case files. This process incorporates maintaining a “chain of custody” during the location change of physical case file(s) and defining who has ownership of a physical case file at a particular place, time, and location. Case files may be tracked to separate locations (e.g., facility, department) within the court’s jurisdiction. Case files may also be located out of a court’s jurisdiction, in the event there is a change of venue.

The “Track Case Files” function also defines the activities involved in creating and tracking the case file, including the initial and subsequent volumes, as well as defining an indirect

association between volumes and documents within the volumes. The CCMS V3 user may choose to update the location of case files within the context of a case (selecting associated volumes) or outside the context of a case (in the scenario where a request may span multiple cases based on a court calendar or any other criteria).

5. Record Classification

California statutes define the characteristics of court case records, typically at the case type level. These requirements are contained in numerous code sections in law. To assist records managers in determining the correct classification of court case records, these characteristics and special records management directives are included in TCRM section 11.4, “Schedule of Records Retention and Destruction and Special Case Type Characteristics.”

It is important to recognize distinctions between case *categories* and case *types*. For records management purposes, sometimes case records are organized by case *category*, which groups case records together by common attributes such as operational or statistical reporting needs (i.e., case category = criminal). Case records can also be organized by case *type*, which groups case records together by common attributes such as retention periods or other statutory requirements (i.e., case type = felony).

The characteristics for each case *type* are described in section 11.4, “Schedule of Records Retention and Destruction and Special Case Type Characteristics.” They include whether

- the case type is classified as available to the public or confidential;
- there are special destruction or deletion/redaction requirements of portions of the case record; and
- there are requirements to maintain cases as confidential for a limited period of time, rather than the life of the case record.

5.1 Standard Record Classifications

5.1.1 Case Record Classification

The California judicial branch maintains an electronic statistical reporting system called the Judicial Branch Statistical Information System (JBSIS). JBSIS defines and collects summary information for each major case-processing area of the court and makes court data available via the JBSIS data warehouse. JBSIS was created to inform the Judicial Council on its policy and budgetary decisions, provide management reports for court administrators, and allow the Judicial Council to fulfill its legislative mandate to report on the business of the courts. The JBSIS system comprises 10 report types, which are broad case *categories* (e.g., Family Law report 6a) made up of a collection of individual case types (e.g., Paternity).

The standard case record classifications contained in the JBSIS system include the following:

Appeals

A classification category for cases appealed to the appellate or California Supreme Court as well as to the appellate division of the superior court.

Civil Cases

A broad classification category for trial court caseload involving lawsuits brought to redress private wrongs, such as breach of contract or negligence, or to enforce civil remedies, such as compensation, damages, and injunctions. The civil limited category captures cases for which the petitioner/plaintiff is seeking relief of less than \$25,000. The civil unlimited category captures cases for which the petitioner/plaintiff is seeking relief of \$25,000 or greater, including complex litigation and small claims appeals.

Family Law Cases

A major classification category of cases involving family actions, such as marital actions (e.g., dissolution), custody matters, family support, parental rights, and adoption.

Felony Cases

A criminal case type that involves an offense punishable by death or incarceration in a state prison.

Juvenile Delinquency Cases

A broad classification of cases filed against a minor for a violation of the law.

Juvenile Dependency Cases

A broad classification of cases filed on behalf of a minor by a social services agency, the parents, the minor, or others interested in the welfare of the minor. The purpose of this type of proceeding is to provide safety and protection for children who are abused, neglected, exploited, or at risk of harm.

Mental Health Cases

A broad classification of cases in which a trial court is asked to legally determine probable cause or lack of capacity of an individual because of

- mental illness
- developmental disability
- mental retardation
- addiction to narcotics
- or, in the case of an individual who has committed a crime, his or her competency to stand trial and whether the individual should be placed or should remain under care, custody, and treatment.

Misdemeanor and Infraction Cases

Misdemeanors are a type of crimes that are punishable, at the court's discretion, by imprisonment in county jail, by fine, or by both (Pen. Code, § [17](#)). Infractions are a category of crimes other than felonies and misdemeanors, punishable by a fine or other penalty but not by incarceration.

Probate Cases

A broad classification category for trial court caseload that includes cases in which a court is asked to make a legal determination as to the disposition or transfer of decedents' assets, the

appointment of conservators and guardians, the internal affairs or existence of a trust, and other miscellaneous probate matters. Probate cases consist of decedents' estates, trusts, adult conservatorships, guardianships of minors, and miscellaneous probate proceedings.

Small Claims

A broad classification category for small claims cases that encompass a wide variety of civil case types in which the remedy sought is \$5,000 or less, or, in actions brought by a natural person, \$10,000 or less. (See Code Civ. Proc., §§ [116.220–116.221](#).)

5.1.2 Prefiled Records

This category includes search warrants, wiretaps, probable cause declarations, grand jury indictments, and investigative reports pertaining to the release of a defendant on his or her own recognizance pursuant to Penal Code section [1318.1](#). Retention, destruction, and special characteristics of these records are described in section 11.4.3, “Schedule of Records Retention and Destruction for Prefiled and Juror Records.”

5.1.3 Lodged Records

A lodged record is a record that is temporarily placed or deposited with the court, but not filed. (Cal. Rules of Court, rule [2.550\(b\)\(3\)](#).) Some records may be lodged with the court for long periods of time, such as wills and codicils. Other records may be lodged with the court only while awaiting a judicial ruling and, following the ruling, may or may not be returned to the depositor.

5.1.4 Exhibits

A document or object formally presented to the court as evidence. Exhibits management is described in section 7, “Exhibits Management.”

5.1.5 Juror Records

For juror records, see section 11.4.3, “Schedule of Records Retention and Destruction for Prefiled and Juror Records.”

5.2 Confidential and Sealed Records

Statutes define specific case types that are to be maintained as confidential records. Some types of records are confidential from the date the records are created and are never made available to the public. Other types of records may remain confidential for a period of time, and then become public.

Under rule [2.550](#) of the California Rules of Court, a sealed record is a record that by court order is not open to inspection by the public. Under rule [2.551\(f\)](#) sealed records must be

securely filed and kept separate from the public record. Only a judicial officer has the authority to seal and unseal a record.

For a more detailed discussion of confidential and sealed records, see section 10.3, “Confidential and Sealed Records.”

5.3 Subpoenaed Records and Documents

Courts occasionally receive subpoenas for testimony or production of court records that are not made part of the court record. These documents are typically not file stamped and may or may not be lodged in the court record.

Under Evidence Code section [1560\(d\)](#), subpoenaed records delivered to the clerk of the court include

- lodging and handling (sealed envelope) subpoenaed records and items (Evid. Code, § 1560(d))
- return or destruction of subpoenaed records and items (Evid. Code, § 1560(d))

Under Evidence Code sections [1560\(c\)](#) and [1561](#), *subpoena duces tecum* served on the clerk of court to provide court records for

- preparation and delivery of records (Evid. Code, §§ 1560(c) and 1561)
- charges for preparation of documents

6. Storage, Maintenance, and Electronic Signing of Records

6.1 Industry Standards for Storage of Paper and Electronic Records

6.1.1 Recommended Standards for Paper Records Storage Facilities



While there are no statutes or rules of court that provide guidance to trial courts in the area of storage facilities, the standards below offer best practices in records storage to improve the likelihood that paper records will not deteriorate over time. Courts are encouraged to review and comply with the standards below whenever possible. Standards for the storage of paper records are available from the American National Standards Institute, Inc. (ANSI). These standards exclude records stored in central file areas and file rooms containing active records used and maintained in their office of origin, and records staging areas used for temporary storage of records before their transfer to an off-site records center.

ANSI recommends the following paper records storage and facilities standards:

1. Any records storage facility for public records should be constructed of noncombustible and fire-resistant materials. The facility should be of a nature that minimizes the potential for and the resultant effects of fire.
2. The facility should be a stand-alone structure. If the structure is shared with other tenants, fire walls of approved construction should separate the records storage facility from other areas in the building.
3. If the records storage facility is located in a structure with other nonrelated tenants, activities conducted in other parts of the building should not be of the nature that would create a hazard to the records stored there.
4. Access to the facility should be restricted to authorized personnel. Adequate security procedures and systems should be provided to prevent loss, theft, or destruction of public records and to ensure the safety and integrity of the public records stored there.
5. A records storage facility should maintain a fire prevention program based on good housekeeping practices. Smoking, use of open flame devices, or the presence of flammable materials should be prohibited in storage areas.
6. The facility should have appropriate fire detection and suppression systems with procedures in place to ensure their effectiveness.
7. A slightly positive air pressure balance should be maintained within the records storage area so as to ensure (1) consistency of temperature and relative humidity and (2) minimize infiltration of contaminants.
8. Air handling ducts should be equipped with fire detectors and applicable shutoff apparatus.
9. The facility should have a power supply sufficient to maintain environmental controls, security, lighting, and fire detection and suppression equipment.

10. No cellulose nitrate films should be stored in the facility.
11. All door openings of the records storage facility should be fitted with suitable and approved fire-resistant doors.
12. All electrical wiring within the facility, exclusive of low-power alarm circuits, should be encased in an approved conduit.
13. Portable fire extinguishers of a type appropriate for Class A fires should be readily accessible inside and immediately outside the record storage area.
14. All records storage containers within a facility should be kept at least six inches from piping or conduits.
15. Work, reference, and storage areas should be constructed so as to avoid prolonged exposure of archival records to direct or indirect sunlight, which contains ultraviolet rays that can damage archival material. Ultraviolet light filters should be placed on all fluorescent lights in areas where archival records are stored, displayed, processed, or researched.
16. Storage containers, folders, and other enclosures for archival material should be constructed of acid-free buffered, lignin-free paper or other material free of harmful off-gassing material.



6.1.2 Recommended Standards for Managing Microfilm

The purpose of reproducing court records is to generate a reliable and usable reproduction that is deemed and considered an original. It is necessary to determine if a reproduction is successful while the source documents are still available for re-imaging. Some level of inspection is necessary to determine if the various requirements have been met.

A. Processing Microfilm

The proper processing of film is crucial to permanent quality. The following tests should be performed by a microfilm processing lab or qualified court personnel to ensure quality film is produced:

1. Perform a Methylene Blue Test on the film to determine and measure residual thiosulfate and other chemicals in the film. Test should be conducted within two weeks after processing.
2. Perform a density test. Density is a numerical measure describing the lightness or darkness of a microfilm image. The density of microfilm is measured in two ways, d.min and d.max. D.max is measured on the background of the exposed area. D.min is measured on the unexposed area of the film.
3. Perform a resolution test. Resolution, or resolving power, is the measure of a microfilm system's ability to resolve and record fine detail. The resolution directly affects the legibility of documents being filmed.
4. Perform a print test to verify printed copies are legible.

Please note that if any of the above mentioned criteria is not met, the microfilm reel should be rejected and the source documents should be refiled. Logs should also be kept to record the above mentioned criteria for each reel tested. Refer to ANSI/AIIM MS-23 for acceptable ranges on the above mentioned criteria.

B. Industry Standards for Microfilm Records Storage Facilities

Providing a suitable storage environment for microfilm is essential. If properly stored, microfilm can last from 100 (acetate based) to 500 (silver film) years.

Industry standards for storing include:

1. Microfilm should be stored in a secured, sealed, airtight room with a constant cool environment with temperatures not exceeding 70 degrees.
2. Relative humidity should be maintained between 20 and 30 percent and should not fluctuate ± 5 percent in a 24-hour period.
3. The storage room should include a properly designed and functioning HVAC system that controls the temperature and humidity and minimizes the infiltration of pollutants.
4. Microfilm enclosures (i.e., boxes, plastic film boxes, etc.) should be made of noncorroding materials that meet certain chemical and photographic criteria.
5. Establish an ongoing inspection procedure to determine if the microfilm is degrading in any way.

6.1.3 Electronic Records

Electronic records are text or data files that are created and stored in digitized form through the use of computers and software applications. They are stored on various magnetic and optical storage media such as magnetic disk, compact disc (CD), and digital versatile disc (DVD). The format of an electronic document does not change the fact that it is a court record, but its electronic form and its dependence on computers for creation and reference do change the way these records must be stored and managed.

Although court records have historically been maintained in paper form, the statutes on court records have been modernized to reflect the digital age. In 2010, Government Code sections [68150 and 68151](#) were updated to enable courts to use technology as a way to modernize the methods of creating, maintaining, and preserving court records.

To assist courts in managing electronic records, best practices, guidelines, and industry standards follow. The information includes:

- File formats
- Digital imaging and scanning
- Quality assurance
- Technology scanning refresh
- Data backup and storage
- Records retention and destruction

6.1.3.1 Process Overview

Physical court records are typically converted to electronic format by processing a document through a document scanner, reviewing the image at a scanning workstation, and storing it in a document repository. The scanner is used to convert the physical document into an electronic format. During the scanning process, basic index information such as case number, date filed, and document title may be captured or entered. The scanning workstation is then used to review the resulting electronic document and perform quality assurance.

Court records can also be received directly in electronic format. Typically, electronic documents are transmitted to the court through an electronic filing (e-filing) process. E-filing systems ensure that submitted documents are associated with their corresponding case information and track information such as submission time and name of the submitter.

Once a court has the record in electronic format, additional index information such as document type or other case-related information may be added at this time. The electronic documents are then stored in a document repository, which consists of document management software that controls access to the documents and the storage hardware, which usually consists of optical discs, individual magnetic disks, or a series of magnetic disks contained in a storage area network. The electronic documents are usually then also stored on backup tape or duplicated onto another set of magnetic disks or separate storage area network.

6.1.3.2 File Format Best Practices

A. File Formats

A file format is a particular way that information is encoded for storage in a computer file. When trying to determine the most appropriate file format to use for long-term access and preservation, a trial court may want to consider the following aspects:

- The format is based on open standards or is nonproprietary;
- The format is widely used and accepted;
- The format must be stable, well-supported, and well-documented.

In choosing file formats, the trial courts should consider current and future compatibility within the trial courts and between the trial courts and their justice partners, as well as accessibility to the public.

Common File Format Types

Document files. Document files are most often created with word-processing programs. Common file formats for document files include:

- **TXT** – plain text files. File size is small and document is searchable but limited to plain text only. There is minimal ability to format document text, and images are not supported.
- **DOC** – developed by Microsoft, widely used in Windows environment. The file size is often large, especially with graphics, and can possibly be used to transmit viruses. DOC files can be edited with Microsoft Word for Windows or MacOS and OpenOffice for Windows, Linux, MacOS, and Solaris. Microsoft Word 2007 and later save files as DOCX.
- **PDF** (Portable Document Format) – developed by Adobe Systems. This format is widely used since it can combine many multimedia elements such as sound, graphics, images, and text in a format that can be read on many platforms, including mobile devices. It is also small in size and the reader application is free and available on most operating systems. PDF files can only be created and edited with PDF-creation software.
- **PDF/A** (Portable Document Format) – an ISO standard version of PDF, PDF/A is a standard file format for long-term archiving of electronic documents. Files are 100 percent self-contained, all information required to display the document is encapsulated in the file. (International Standards Organization (ISO) standard: ISO 19005-1:2005).

Graphics files. Graphics files store an image (e.g., photograph, drawing). Common file formats for graphic files include:

- **JPEG** (Joint Photographic Experts Group) – commonly used for graphics on web pages and photos taken with a digital camera. JPEG has a small size and can be viewed with most web browsers.
- **TIFF** (Tag Image File Format) – often used for storing high quality images. Viewing TIFF images typically requires a picture or fax viewer (which is often included with the computer operating system).

B. Usage

When choosing a specific file format for electronic documents, courts should consider the following characteristics to ensure they meet operational and legal requirements:

1. **File size** – file size will vary depending upon the format selected. File size is also related to the portability and searchability of a document. A file encoded to be portable and easily viewed on any device will be larger than one encoded in a more proprietary format. Encoding a file to enable text search within the document could increase the document size by 5 to 10 percent.
2. **Accessibility** – courts should accommodate public and judicial partner access to documents by selecting a file format that provides the broadest level of accessibility. A court should not require the use of a particular software or tool but rather provide documents in a format that can be viewed by a large number of software platforms and devices.

3. Longevity – court documents have specific retention periods. When selecting a file format, a court needs to determine how long the document will be retained. In general, the longer a file needs to be kept, the more portable it should be.
4. Searchability – some file formats preserve documents as an image and therefore result in a file with contents that cannot be searched.
5. Document formatting – formatting and content of the original document must be preserved. Non-text images like signatures, charts, or diagrams must be supported by the selected file format.

The chart below summarizes these characteristics:

Format	File Size	Accessibility	Longevity	Searchable	Document Formatting
TXT	Small	Excellent	Excellent	Yes	Poor
DOC	Medium	Fair	Fair	Yes	Excellent
PDF	Small	Good	Very Good	Yes	Excellent
PDF/A	Medium	Good	Excellent	Yes	Excellent
JPEG	Large	Very Good	Very Good	No	Good
TIFF	Very Large	Very Good	Very Good	No	Excellent



C. Selecting a Solution

Recommended:

1. PDF/A is the recommended file format for long-term/permanent preservation of electronic records. With excellent longevity, searchability, and good accessibility, PDF/A is an excellent choice for courts. Although PDF/A files are slightly larger than PDF files and therefore require more storage space, this issue will become less important over time as the unit cost of storage continues to drop. PDF/A files are approximately 5 percent to 20 percent larger than a PDF file but approximately the same size as a Microsoft Word document.
2. PDF is the recommended file format for short-term preservation of electronic records. Although PDF may not be as accessible as PDF/A in the long term, PDF files are smaller in size and retain all the other benefits of PDF/A.

Alternatives:

1. Courts may wish to consider TIFF as an alternative format for long term preservation of electronic documents since it is highly accessible and has very good longevity. However, the inability to perform searches within a TIFF file and its larger file size may make this format unsuitable for some environments.

Not Recommended:

1. DOC and DOCX are proprietary formats and are not recommended. They are developed and managed by a specific vendor for use with specific software programs and not intended for long-term document preservation.
2. TXT files are unable to capture images and rich document formatting and are not a recommended file format for electronic records.
3. JPEG documents are large, unsearchable, and are subject to loss of quality when the original document is converted to electronic format.

6.1.3.3 Color Palettes

A color palette describes the type and number of colors used when converting a scanned document or image to electronic format.

A. Palette Types

There are three primary color palettes that can be used when scanning documents:

1. Black and White – everything contained in the original document is converted to one of these two colors.
2. Grayscale – document and image contents are converted to black, white, or shades of gray. Typically up to 65,536 levels of gray are available.
3. Color – all colors of the original document or image are retained in the electronic version.

B. Usage

When choosing a specific color palette for electronic documents, courts should consider the following characteristics to ensure they meet operational and legal requirements:

1. File size – file size will vary depending upon the palette selected. Documents scanned as grayscale and color are about 10 times larger than those scanned as black and white.
2. Clarity – while all color palettes will represent black and white text-only documents well, documents that contain handwriting, images, or carbon copies will vary in clarity depending upon the palette used.
3. Accuracy – when an exact copy of an image is required, the palette that best represents the original should be used.

The chart below summarizes these characteristics:

Palette	File Size	Clarity	Accuracy	Best for
Black and White	Small	Fair	Fair	<ul style="list-style-type: none"> • Black and white text documents • Black and white text documents with simple tables
Grayscale	Large	Good	Good	<ul style="list-style-type: none"> • Documents that contain a wet signature or fingerprint • Carbon copy documents • Documents printed on colored paper
Color	Large	Good	Excellent	<ul style="list-style-type: none"> • Images and content that contain color



C. Selecting a Solution

Recommended:

A black and white color palette should be used when scanning most court documents. Most court documents only contain black and white text and the black and white color palette will minimize file size and storage space.

Alternative:

When it is important to capture a wet signature, fingerprint, or other non-text content and a court can afford the extra storage space, grayscale can be used to accurately capture that content. Documents scanned as grayscale are about 10 times larger than those scanned as black and white.

Not Recommended:

Color images are large and usually unnecessary when imaging the majority of court documents. Documents scanned as color are about 10 times larger than those scanned as black and white. Although the resulting size of a document scanned as color is about the same as grayscale, printing an electronic color document requires a color printer for best results.



6.1.3.4 Digital Imaging and Scanning Best Practices

Document imaging converts paper documents into digital files that are stored electronically. Accessibility, full text search, and, physical space savings are several reasons why we decide to transform these paper documents and make them available electronically.

A. Best Practices

The following best practices will ensure that documents that are scanned and digitally imaged will meet practical requirements for image quality, retention, and security:

- Before disposing of the original physical records after they are scanned, courts should ensure that there are at least two copies of the record stored in electronic format on a trusted system (e.g., production and storage backup or local and disaster recovery copies).
- To ensure image quality, courts should use a minimum scanning resolution of 300 dots per inch (dpi) for all *future* projects involving a court that is going to electronically image documents for archival purposes. Adopting this recommendation ensures that documents will comply with the California Rules of Court, Association for Information and Image Management (AIIM) guidelines, and National Archives standards.
- Care and consideration should be given with regard to “hidden” data and metadata when exporting electronic files for use outside of the court. This data may contain identifiers or information that would not be appropriate for disclosure (e.g., working notes from the judicial officer hearing the case, personal identifiers such as birth date, etc.).
- If electronic documents are stored with Optical Character Recognition (OCR) metadata contained in the file (e.g., to facilitate text searches), the metadata should be contained “behind” the image of the document. The original image of the document should be preserved and not be replaced with information resulting from OCR.
- There may be variations in the level of quality of existing digital images that were created using older technologies (e.g., microfilmed documents at 200 dpi). Courts may wish to certify these documents by stamping them “Correct Copy of the Original” or “Best Available Image” when requested to produce a copy from electronic storage.

B. Quality Assurance

Quality Control Standards for Electronic Document Images

In order to realize all the anticipated benefits of imaging, it is imperative to ensure the quality of the imaged case files. Quality assurance is a two-tiered process:

1. Initial data validations should be performed at multiple points during the document capture process (i.e., at indexing time).
2. Secondary inspections should be performed after document capture.

There are three quality attributes that must be substantiated:

- Image quality
- Index accuracy
- Document completeness

Document Capture Review

Image Quality

Image quality defines how readable the document is. It must be legible to the human eye. Defects include speckling, skewing, streaking, poor contrast, folded pages, tears, etc. These defects can be present as long as the document is still legible. A fold or crease that blocks no text is acceptable, while any text that is illegible would be unacceptable. There is software available to correct image quality problems during document capture.

For best results, every page should be reviewed. Barring that level of review, at least the first, middle, and last pages should be reviewed. This lesser level of review works on the principle that many image quality problems are related to the scanning process and cause the same defect on every page. Note that this may not catch page-level defects caused by folded corners, colored paper, or unclear original copies of triplicate images (i.e., NCR paper). To avoid unnecessary re-scanning, extremely poor quality originals that cannot be corrected or enhanced could be stamped “Best Available Image.”

Index Accuracy

While some index fields are critical for locating documents, other fields provide additional information but are not necessarily critical. There are multiple methods for ensuring the accuracy of critical index values.

1. Character-Level Validations – Individual characters can be validated through the use of character filters, which prevent the entry of invalid characters. For example, a phone number field would not allow entry of alphabetic characters. This type of validation should be real time without slowing the user down. Invalid keystrokes should be blocked as they are typed rather than waiting to validate the data when saving the document or after moving to the next field to be entered.
2. Field-Level Validation – Field-level edits can help catch errors as soon as the field is completed. Examples include minimum and maximum values, minimum and maximum number of characters, date range checks, etc. Values may be selected from drop-down lists when applicable or compared against lists of valid values prior to saving the data. Check digits or other types of calculation validations are useful when applicable.
3. Record-Level Validation – Some data cannot be validated until all fields have been entered and the user is ready to save the data. For example, if names are optional but a first name is entered, the last name must also be entered. Any messages displayed should be as clear as possible to make it easy for the indexer to make corrections. Results of record-level validation must be displayed as quickly as possible to avoid negatively impacting throughput.
4. Double Key Entry – For critical index data, the most effective way to ensure accuracy of key-entered data is to key it twice and programmatically compare the results. If the values don't match, they must be re-entered. Blind double-key entry requires the key entry to be performed by two different people. This increases the likelihood of

accuracy based on the fact that it is less likely that two different people will make the same typographical errors.

5. External Validation – If authoritative data is stored in an external system such as a case management system, that system can be queried to validate or populate index data. Integration effort and speed of access to data residing in the external system must be considered to ensure that overall processing time is acceptable.

Some courts may generate index information by creating barcode cover sheets from the case management system. In this situation, any of the five previous approaches can be used as appropriate. However, validation that the document is associated with the correct case will vary depending upon the specific imaging, quality assurance, and case management technologies used.

Document Completeness

The most effective way to ensure document completeness is to count pages prior to scanning and have the software compare the human count to the machine count. There are two ways to count the pages:

- Pre-blank page removal; and
- Post-blank page removal.

The pre-blank page removal count is the count of physical pages in the batch, including document separator sheets. It is independent of whether the pages are duplex or simplex. The post-blank page removal count is the count of actual images after programmatically removing blank pages and separator sheets. This count is much more cumbersome to obtain since the user must examine the front and back of every page and track.

Whichever counting method, there are three possible outcomes to the comparison:

1. The counts match;
2. The machine count is higher; or
3. The machine count is lower.

If the counts match, the batch can be accepted with a high degree of certainty that the documents are complete.

If the machine count is higher, it is likely that the human undercounted since it is unlikely that a page was captured twice. To increase certainty, the batch could be re-scanned to see if the machine count remains the same.

If the machine count is lower, it is possible that the scanner double-fed two or more pages or the human count was too high. In this case the batch should be re-counted and re-scanned.

Note that the pre-blank page removal counts could match while the software could remove a page that is not technically blank, causing the document to be incomplete. In order to

maximize the level of certainty that all documents are complete, both counts should be performed and compared.

Post–Document Capture Review

Even if all the above steps are taken to ensure document quality, random documents should be examined after the document capture process. The same reviews should be performed (image quality, index accuracy, and document completeness). Defects should be corrected to the extent possible. If the original source documents have been destroyed, then poor images cannot be rescanned. They can, however, be modified electronically to remove blank pages, or combined or split to accommodate for missing document separator sheets. Incorrect index data should be corrected.

The sampling plan is based on the desired Acceptance Quality Level (AQL). There are a number of publications available detailing this, including American National Standards Institute/American Society for Quality Control (ANSI/ASQC) Standard Z1.4



6.1.3.5 Technology Refresh

Procedures for technology monitoring and refresh should ensure that existing electronic records are retrievable and viewable in the future.

This section is divided into three parts. The first part focuses on the suggested refresh cycle and update procedures for scanning and storage hardware. The second part focuses on update procedures for scanning software. The third part identifies industry standards organizations that should be monitored.

A. Hardware

Most document imaging solutions have three main hardware components: the scanner, the scanning workstation, and the document repository. Each of these plays a vital role in the overall process and performance of the scanning solution. Most courts have a hardware refresh cycle that they follow. These may be sufficient. The industry standard for replacement of scanning and imaging hardware is between five and seven years (AIIM.org, 2011). If a court’s hardware replacement cycle policy meets these guidelines, then the document imaging solution can simply be included in the court’s existing processes. If the court’s policy does not meet these guidelines, then the court may need to establish a different process for specifically refreshing the hardware components of the document imaging solution.

Since the document imaging solution typically resides on one or more PCs or servers, the court should follow the manufacturer’s guidelines for driver updates and patches. It is not recommended that new drivers or patches be applied as soon as they are released, unless there is a specific problem or issue that the driver or patch is expected to solve. All patches and drivers should be tested in a test environment before being applied to the production environment if possible.

B. Software

The document imaging solution may be all inclusive or it may rely on other software, such as Microsoft SQL or Oracle. Regardless of the requirements of each court's individual document imaging solution, there are some best practices and general guidelines that should be followed.

The underlying operating system should always be patched and protected from viruses/malware. This can be accomplished by applying system updates and patches once they are tested and determined to be stable. Each court may have a policy or procedure on how and when system patches are applied, and these may meet or exceed industry guidelines. Courts should follow a process that best protects the operating system and meets the court's specific business requirements.

The specific document imaging software (e.g., scanning software, document management software) will also have periodic patches and updates. It is recommended that these be installed based on the software manufacturer's recommendations only after being applied to a test or staging environment first to ensure that existing functionality performs as expected and the impact of the patch and update is fully understood.

C. Industry Standards Organizations

There are two primary organizations that help shape the document management industry: the Association for Information and Image Management (AIIM) and Association of Records Managers and Administrators (ARMA). Both of these associations offer insight and guidance for document management.

The recommendations and publications from these two organizations should be monitored and courts should consider new technologies or guidelines at least once a year.

6.1.3.6 Data Backup and Storage

The electronic copy of a court record may be the only copy that exists. Therefore, preservation of that electronic information is critical. Storage of the primary copy of an electronic record should be reliable. Duplicate copies should be stored in different locations in case of a disaster. In addition to backup and storage, courts should ensure that all electronically stored data can be retrieved today and in the future.

A. Storage Media

Electronic documents are usually stored on magnetic disk, optical disc, or magnetic tape. Each type of media varies in the speed of access, capacity, and durability. Courts should not rely on a single type of storage media but instead use a combination of media focused on a specific purpose. The following chart provides some general characteristics and suggested usage:

Media Type	Speed	Capacity	Durability	Usage
Magnetic Disk	Very Fast	Medium	Low	Primary storage and access to frequently used data
Optical Disc	Fast	Low	High	Secondary storage and access to occasionally used data
Magnetic Tape	Slow	High	Medium	Long-term backup. Only used for data recovery purposes.

B. Backup and Redundancy

Data backup provides a long-term storage solution for data recovery in the case of a major disaster or catastrophe. Backup copies of all electronic court records can be made on various storage media based on an individual court’s business requirements and resources. Copies should be distributed and stored in different locations to protect them against potential disasters such as fire or flood. A data backup is usually performed daily. Recovery from a data backup will likely result in some data loss between the time the backup was made and the time of disaster.

Data redundancy provides a short-term storage solution for data recovery in the case of an immediate system failure or power outage. Data redundancy requires that all electronic information is immediately stored twice—typically on magnetic media located in different physical locations. Since all data is immediately copied to a separate system, there is typically no data loss when the primary system fails. However, this solution is costly since it requires a full duplicate of the production system and the data must be synchronized between the two systems to ensure that changes made to the primary system are also made to the duplicate system.



C. Long-term Accessibility

To ensure long-term accessibility of electronic court data, courts should review their data storage technology periodically, at least every three to five years, to ensure that stored data can be retrieved. For example, ensure that technology exists to read backup tapes that have been placed into long-term storage and that optical discs that have been archived can be read by current optical readers.

If possible, courts should occasionally also take a random sample of backups that have been made and actually try to access the data using current technology to ensure that the backup is still accessible and contains valid information.

Courts should anticipate that storage and retrieval technology will continue to evolve and that new formats and standards will be created. Consequently, all electronic data records may at

some point need to be migrated from existing technology platforms to new technology platforms.

When selecting a data backup and storage solution, overall cost and technology longevity need to be both considered and balanced. As technology ages, it becomes more difficult to retrieve data from storage devices as storage formats and connectivity standards evolve. For example, site data replication to a remote storage area network is likely to be more easily and reliably accessed in the long-term but initial implementation costs as well as ongoing network costs must be considered. Magnetic tape on the other hand typically has a lower initial cost but tape storage formats and mechanisms tend to change faster.

Selecting a Solution



Recommended:

1. Electronic records should be copied to magnetic tape or other medium daily for data backup and stored in an off-site storage location.
2. Physical records should not be destroyed until a backup of the electronic copy of the records have been made and confirmed to be retrievable.

Alternatives:

1. Optical storage can be used as secondary storage for infrequently accessed information.
2. Both on-site and off-site data redundancy and replication can be implemented if resources are available to add an extra level of data protection in case of a short-term service disruption.

Not Recommended:

1. Proprietary solutions that are only supported by a single vendor may jeopardize the ability to retrieve the electronic records in the future.

6.1.3.7 Retention and Destruction

Electronic records should be retained per Government Code section [68152](#) and destroyed per Government Code section [68153](#). For more information on records retention and destruction, see section 11, “Retention, Preservation, and Destruction of Court Records.”

Individual court records retention procedures should include the retention and destruction of electronic case management records, electronic documents, and physical case files.

The electronic repository of court records should be managed with the same focus as the physical records retention requirements have been managed. For example, if records are eligible for destruction, but an index is required, the case index would be preserved and the electronic case file would be deleted, just as the physical paper would be destroyed.



Each individual court should determine how long they wish to retain the original physical document after it has been converted to electronic format. Minimally, a court

should not destroy the original physical document until the electronic copy of the document has been verified as a true image, copied to a backup, and that the backup has been validated.

Courts can save physical space, electronic storage, and management effort by destroying documents and electronic records as soon as feasibly possible.

6.1.3.8 References

National Archives transfer requirements regarding PDF documents containing OCR
www.archives.gov/records-mgmt/initiatives/pdf-records.html

Proposed legislation by Secretary of State of California, Trustworthy Electronic Document or Record Preservation
www.sos.ca.gov/admin/regulations/proposed/tech/electronic-docs/

AIIM 2009 Analysis, Selection, and Implementation of Electronic Document Management Systems (EDMS)
www.sos.ca.gov/archives/local-gov-program/pdf/aiim-2009.pdf

Rule 1.44 of the California Rules of Court. Electronically produced forms
www.courtinfo.ca.gov/cms/rules/index.cfm?title=one&linkid=rule1_44

Rule 2.104 of the California Rules of Court. Printing; type size
www.courtinfo.ca.gov/cms/rules/index.cfm?title=two&linkid=rule2_104

Rule 2.105 of the California Rules of Court. Type style
www.courtinfo.ca.gov/cms/rules/index.cfm?title=two&linkid=rule2_105

Federal Judiciary transitioning to PDF/A
www.pacer.gov/announcements/general/pdfa.html

National Security Agency Information Assurance Guidance, Hidden Data and Metadata in Adobe PDF Files
www.nsa.gov/ia/files/app/pdf_risks.pdf

Optical Disc Longevity
www.loc.gov/preservation/resources/rt/NIST_LC_OpticalDiscLongevity.pdf

6.2 Electronic Signatures: Standards and Guidelines

6.2.1 Electronic Signatures on Court-Created Records

A. Purpose

This section provides standards and guidelines for the creation of electronic signatures by judicial officers and the superior courts. These standards and guidelines implement Government Code section [68150\(g\)](#), which provides that any notice, order, judgment, decree, decision, ruling opinion, memorandum, warrant, certificate of service, or similar document issued by a court or a judicial officer may be signed, subscribed, or verified using computer or other technology in accordance with procedures, standards, and guidelines established by the Judicial Council.

The following principles guided the drafters in preparing these standards and guidelines:

- Electronic signature standards should provide appropriate requirements and should generally not be more restrictive than standards for traditional ‘wet’ signatures.
- Electronic signature standards should consider how the signature is being applied when setting the level of authentication required.
- Electronic signature standards should allow for flexibility in the method of applying and the appearance of the signature.
- Electronic signature standards, wherever possible, should avoid requiring specific proprietary tools. Instead the standards should present attributes of acceptable authentication tools and encourage leveraging security within other business-critical systems.

B. Definitions

As used in these standards and guidelines, the following definitions apply:

- **Electronic** means relating to technology having electrical, digital, magnetic, wireless, optical, electromagnetic, or similar capabilities.
- **Electronic court record** means a court record created, generated, sent, communicated, received, or stored by electronic means.
- **Electronic signature** means an electronic sound, symbol, or process attached to or logically associated with an electronic court record and executed or adopted by a person with the intent to sign the electronic court record. (Code Civ. Proc., § [17](#).)
- **Person** includes judicial officers, court clerks, deputy court clerks, and others authorized to sign documents issued by a judicial officer or a court.
- **Record** means information that is inscribed on a tangible medium or that is stored in an electronic or other medium and is retrievable in perceivable form.

- **Security procedure** means a procedure employed for the purpose of verifying that an electronic signature, record, or performance is that of a specific person or for detecting changes or errors in the information in an electronic record. The term includes a procedure that requires the use of algorithms or other codes, identifying words or numbers, encryption, or callback or other acknowledgment procedures.

C. Format of Signatures

Unless otherwise prescribed in a statute or rule, an electronic signature may be in the form of:

- A digitized image of the person’s signature;
- An “/s/” followed by the person’s name; or
- Any other electronically created method of indicating with clarity the name of the person whose signature is being affixed to the document.

All such signatures, to be legally effective, must satisfy the requirements stated in this section.

D. Electronic Signatures Must Be Executed or Adopted With an Intent to Sign, Attributable to an Authorized Person, and Capable of Verification

The following guidelines apply to electronic signatures executed or adopted by a judicial officer or the court:

- When a person is presented with the opportunity to sign a document electronically, it must be clear to the person that he or she is being asked to sign the document electronically. This demonstrates that the person in fact intended to sign the document. (See Code Civ. Proc., § [17](#) [electronic signatures must be “executed or adopted with the intent to sign”].)
- When a document is to be signed electronically, it must be presented only to an authorized person or to someone authorized to execute the signature on the person’s behalf.
- An electronic signature is attributed to a person if it was the act of that person (or the act of someone authorized to execute or adopt the signature on that person’s behalf), which may be shown in any manner, including by showing the efficacy of any security procedure applied when the signature was executed or adopted.
- The identity of the person who executed or adopted the electronic signature must be capable of verification. If a document is signed electronically, the court should retain any data relevant to verifying the signature, such as the identity of the person who executed or adopted the signature and the date and time that the signature was executed or adopted.



Courts should consider designing business practices and technology systems—such as workflows, pop-up screens, and access and security procedures—to facilitate compliance with these guidelines.



Courts may want to consider utilizing different electronic signatures depending on whether the electronic signature is executed and adopted by a person or by someone authorized to execute and adopt the signature on that person’s behalf. For example, if a clerk is authorized to sign on behalf of a judge, the clerk’s initials could be placed after the judge’s signature. Utilizing different signatures depending on the identity of the signer would make it easier to distinguish who actually executed or adopted the signature from the face of the document. Regardless, the court would still retain any data relevant to identifying the person who executed or adopted the signature for verification purposes.



In deciding what types of verification data should be retained, courts may want to consider saving (1) the owner/user ID and timestamp (date and time) generated when a document is prepared, changed, or acted upon; and (2) the owner/user ID and timestamp (date and time) when the signer logs into an application, if the electronic signature is executed using an application.

E. Signatures Under Penalty of Perjury

If a law requires that a statement be signed under penalty of perjury, the requirement is satisfied with respect to an electronic signature if an electronic record includes:

- The electronic signature;
- All of the information as to which the declaration pertains; and
- A declaration under penalty of perjury by the person who submits the electronic signature that the information is true and correct.

F. Legal Effect

Unless otherwise specifically provided by law, all notices, orders, judgments, decrees, decisions, rulings, opinions, memoranda, warrants, certificates of service, or similar documents that are signed, subscribed, or verified by using a computer or other technological means shall have the same validity, and the same legal force and effect, as paper documents signed, subscribed, or verified by a court official or judicial officer. (Gov. Code, § [68150\(g\)](#); see Code Civ. Proc., § [34](#) [“An electronic signature ... by a court or judicial officer shall be as effective as an original signature”].)

A signature may not be denied legal effect or enforceability solely because it is in electronic form. The legal effect of an electronic signature is determined from the context and

circumstances surrounding its creation, execution, or adoption, and otherwise as provided by law.

G. Acceptable Security Procedures for Verification of Identity When Applying Electronic Signature

The acceptable procedures for verifying the identity of persons executing electronic signatures are varied and are subject to change as the technology in this area is developing quickly. Certain guidelines can be applied at this time to determine whether electronic signatures are verifiable.

First, all systems used in the capture, application, and storage of electronic media, including any electronic signatures or electronic documents, should align, to the extent possible, with the data and information security guidelines recommended in [*How to Use the Information Systems Controls Framework: A Guide to California Superior Courts*](#). This requirement ensures that access to any electronic signature, electronically signed document, or the tools and mechanisms for applying an electronic signature is limited to authorized individuals and that original files and documents have not been altered or modified since they were created.

Second, currently acceptable procedures for verification of electronic signatures include the following:

1. Real-time digitized electronic signatures

A digitized signature is a graphical image of a handwritten signature. The signature is captured by means of a digital pen, pad, or other device that converts the physical act of signing into a digital representation of the signature and applies that digital representation to the document, transaction, or database entry.

User authentication before the application of the digitized signature should be similar to authentication methods used when a physical handwritten signature is applied to a hard copy or traditional paper document.

2. System-applied electronic signatures

A system-applied electronic signature is an electronic signature that is applied to a document, transaction, or database through use of a computer, software, or application following affirmative action by the individual or a person authorized to act on the person's behalf. The affirmative action could include, for example, the requirement that the signer click on an "OK" box or similar act.

User authentication for applying a system-applied electronic signature may be obtained through one of the following methods:

- **Password or PIN** — The user is authenticated through a password or PIN to gain access to the computer application, database, or network. Alternatively or in addition, the user is authenticated through a password or PIN tied directly to the application of the signature.
- **Symmetric Cryptography** — The user is authenticated using a cryptographic key that is known to the system and the individual signing the document. This is often done via a single-use password that is randomly generated.
- **Asymmetric Cryptography (Digital Certificates)** — The user is authenticated using both private and public keys. This is the most secure method of user authentication and should be considered when applying signatures made under penalty of perjury.
- **Biometrics** — The user is authenticated using biometrics, including but not limited to voice, fingerprint, or retina.

The method selected should take into consideration business requirements, cost, and relative risk and consequence of a breach. Courts should document and adopt security procedures for authentication before the implementation of a system-applied electronic signature.

H. Judicial Signatures on Scanned Documents

Government Code section [68150\(a\)](#) authorizes the preservation and maintenance of trial court records in electronic form. Under this provision, trial courts may convert their paper records to electronic form by scanning. The act of scanning an original signature results in a digitized signature. The digitized signature of a court or judicial officer created by scanning shall have the same validity, and the same legal force and effect, as the original signature.

I. Examples of Court-Created Documents That May Be Electronically Signed by a Judicial Officer or Clerk

The following is a list of various court-created documents that may be signed electronically by a judge or clerk under Government Code section [68150\(g\)](#). This list is provided for illustrative purposes only. It is not intended to suggest that a signature is required on these documents, unless a signature is otherwise mandated by statute or rule.

- | | |
|---------------------------------|--|
| • Judgments | • Abstracts of judgment |
| • Deferred entry of judgment | • Summonses |
| • Orders after hearings | • Notices |
| • Minute orders | • Fee waivers granted by statute |
| • Exemplifications of records | • Certificates of mailing |
| • Probable cause determinations | • Clerk’s declarations |
| • Arrest warrants | • Entry of judgment |
| • Search warrants | • Notices of intent to dispose of exhibits |
| • Bench warrants | |

- Protective orders
- Letters for probate
- Writs of attachment
- Writs of possession
- Writs of execution
- Lis pendens
- Certifications of records
- Clerk’s certificates of service
- Felony abstracts of judgment
- Notices of cost of electronic recording

6.2.2 Electronic Signatures on Documents Submitted to the Courts

A. Purpose

The purpose of this section is to provide guidance on the signatures that appear on documents that are submitted electronically to the courts. For such signatures, there is currently no equivalent to the comprehensive authorization for the use of electronic signatures that exists for the signatures of judicial officers and court clerks under Government Code section [68150\(g\)](#) and Code of Civil Procedure section 34. There are, however, various statutes and rules on signatures on electronically submitted documents that apply to particular types of proceedings.

B. Signatures on Documents Filed Electronically in Civil Cases

The statutes and rules on e-filing in civil cases include specific provisions on signatures. Code of Civil Procedure section [1010.6\(b\)\(2\)](#) provides:

- (A) When a document to be filed requires the signature, not under penalty of perjury, of an attorney or a self-represented party, the document shall be deemed to have been signed by that attorney or self-represented party if filed electronically.
- (B) When a document to be filed requires the signature, under penalty of perjury, of any person, the document shall be deemed to have been signed by that person if filed electronically and if a printed form of the document has been signed by that person prior to, or on the same day as, the date of filing. The attorney or person filing the document represents, by the act of filing, that the declarant has complied with this section. The attorney or person filing the document shall maintain the printed form of the document bearing the original signature and make it available for review and copying upon the request of the court or any party to the action or proceeding in which it is filed.

Similarly, the California Rules of Court have a specific rule on the requirement for signatures on documents filed electronically with the court. Rule [2.257](#) provides:

(a) Documents signed under penalty of perjury

When a document to be filed electronically provides for a signature under penalty of perjury, the following applies:

- (1) The document is deemed signed by the declarant if, before filing, the declarant has signed a printed form of the document.
- (2) By electronically filing the document, the electronic filer certifies that (1) has been complied with and that the original, signed document is available for inspection and copying at the request of the court or any other party.
- (3) At any time after the document is filed, any other party may serve a demand for production of the original signed document. The demand must be served on all other parties but need not be filed with the court.
- (4) Within five days of service of the demand under (3), the party on whom the demand is made must make the original signed document available for inspection and copying by all other parties.
- (5) At any time after the document is filed, the court may order the filing party to produce the original signed document in court for inspection and copying by the court. The order must specify the date, time, and place for the production and must be served on all parties.

(b) Documents not signed under penalty of perjury

If a document does not require a signature under penalty of perjury, the document is deemed signed by the party if the document is filed electronically.

(c) Documents requiring signatures of opposing parties

When a document to be filed electronically, such as a stipulation, requires the signatures of opposing parties, the following procedure applies:

- (1) The party filing the document must obtain the signatures of all parties on a printed form of the document.
- (2) The party filing the document must maintain the original, signed document and must make it available for inspection and copying as provided in (a)(2). The court and any other party may demand production of the original signed document in the manner provided in (a)(3)–(5).

- (3) By electronically filing the document, the electronic filer indicates that all parties have signed the document and that the filer has the signed original in his or her possession.

(d) Digital signature

A party is not required to use a digital signature on an electronically filed document.

(e) Judicial signatures

If a document requires a signature by a court or a judicial officer, the document may be electronically signed in any manner permitted by law.

C. Signatures on Documents in Criminal and Traffic Cases

In criminal and traffic proceedings, the Legislature has authorized the use of electronic or digital signatures in particular types of matters.

1. Probable Cause Declarations for Warrants for Arrest

Penal Code section [817](#) addresses the procedures to be used when a peace officer submits a declaration of probable cause to obtain a warrant of arrest before criminal charges are filed.² These warrants are sometimes called *Ramey* warrants, referring to *People v. Ramey* (1976) 16 Cal.3d 263. (*Goodwin v. Superior Court* (2001) 90 Cal.App.4th 215, 218.) Penal Code section 817 requires the peace officer to submit a sworn statement made in writing in support of the warrant of probable cause. (Pen. Code, § 817(b).) As an alternative under Penal Code section [817\(c\)\(2\)](#), the magistrate may take an oral statement under oath if the oral oath is made using telephone and facsimile transmission equipment, or made using telephone and electronic mail, and the following conditions are met:

- (A) The oath is made during a telephone conversation with the magistrate, after which the declarant shall sign his or her declaration in support of the warrant of probable cause for arrest. The declarant's signature shall be in the form of a digital signature or electronic signature if electronic mail or computer server is used for transmission to the magistrate. The proposed warrant and all supporting declarations and attachments shall then be transmitted to the magistrate utilizing facsimile transmission equipment, electronic mail, or computer server.

- (B) The magistrate shall confirm with the declarant the receipt of the warrant and the supporting declarations and attachments. The magistrate shall verify that all the

² Penal Code section 817 does not apply to bench warrants or warrants for arrest that are sought via a criminal complaint. (Pen. Code, § 817(b); see *id.* at §§ 740, 813.)

pages sent have been received, that all pages are legible, and that the declarant's signature, digital signature, or electronic signature is acknowledged as genuine.

- (C) If the magistrate decides to issue the warrant,^[3] he or she shall:
- (i) Cause the warrant, supporting declarations, and attachments to be subsequently printed if those documents are received by electronic mail or computer server.
 - (ii) Sign the warrant. The magistrate's signature may be in the form of a digital signature or electronic signature if electronic mail or computer server is used for transmission to the magistrate.
 - (iii) Note on the warrant the exact date and time of the issuance of the warrant.
 - (iv) Indicate on the warrant that the oath of the declarant was administered orally over the telephone.

The completed warrant, as signed by the magistrate, shall be deemed to be the original warrant.

- (D) The magistrate shall transmit via facsimile transmission equipment, electronic mail, or computer server, the signed warrant to the declarant who shall telephonically acknowledge its receipt. The magistrate shall then telephonically authorize the declarant to write the words "duplicate original" on the copy of the completed warrant transmitted to the declarant and this document shall be deemed to be a duplicate original warrant.

2. Probable Cause Declarations for Search Warrants: Penal Code Section 1526(b)

Before issuing a search warrant, the magistrate must take the officer's affidavit in writing and cause the affidavit to be subscribed by the affiant. (Pen. Code, § 1526(a); see *Powelson v. Superior Court* (1970) 9 Cal.App.3d 357, 360–361.) As an alternative to this written affidavit, Penal Code section [1526\(b\)\(2\)](#) authorizes the magistrate to take an oral statement under oath if the oral oath is made using telephone and facsimile transmission equipment, telephone and electronic mail, or telephone and computer server, and if the following conditions are met:

- (A) The oath is made during a telephone conversation with the magistrate, after the affiant has signed his or her affidavit in support of the application for the search

³ The magistrate may issue the warrant if, and only if, he or she is satisfied from the declaration that there exists probable cause that the offense described in the declaration has been committed and that the defendant described in the declaration has committed the offense. (Pen. Code, § 817(a)(1).)

warrant and transmitted the proposed search warrant and all supporting affidavits and documents to the magistrate. The affiant's signature may be in the form of a digital signature or electronic signature if electronic mail or computer server is used for transmission to the magistrate.

- (B) The magistrate shall confirm with the affiant the receipt of the search warrant and the supporting affidavits and attachments. The magistrate shall verify that all the pages sent have been received, that all pages are legible, and that the affiant's signature, digital signature, or electronic signature is acknowledged as genuine.
- (C) If the magistrate decides to issue the search warrant, he or she shall:
 - (i) Sign the warrant. The magistrate's signature may be in the form of a digital signature or electronic signature if electronic mail or computer server is used for transmission by the magistrate.
 - (ii) Note on the warrant the exact date and time of the issuance of the warrant.
 - (iii) Indicate on the warrant that the oath of the affiant was administered orally over the telephone.
- (D) The magistrate shall transmit via facsimile transmission equipment, electronic mail, or computer server, the signed search warrant to the affiant. The completed search warrant, as signed by the magistrate and received by the affiant, shall be deemed to be the original warrant. The original warrant and any affidavits or attachments in support thereof shall be returned as provided in Penal Code section [1534](#).

3. Electronic Signatures on Notices to Appear

Vehicle Code section [40500](#) addresses Notices to Appear for traffic violations and requires that the arresting officer prepare in triplicate a written notice to appear in court. (Veh. Code, § 40500(a); *id.* at § [40600\(a\)](#) [similar provisions].) The arresting officer must deliver a copy to the arrested person, a copy to the court, and a copy to the commissioner, chief of police, sheriff or other superior officer of the arresting officer. (*Id.* at §§ 40500(d), [40506](#).) A Notice to Appear may also be issued for nontraffic infraction and misdemeanor offenses. (Pen. Code, §§ [853.5](#), [853.6](#).)

Penal Code section [959.1\(d\)-\(f\)](#) authorizes a court to receive and file an electronically transmitted Notice to Appear issued on a form approved by the Judicial Council if the following conditions are met:

- (1) The notice to appear is issued and transmitted by a law enforcement agency pursuant to [specified Penal Code or Vehicle Code sections].

- (2) The court has all of the following:
- (A) The ability to receive the notice to appear in electronic format.
 - (B) The facility to electronically store an electronic copy and the data elements of the notice to appear for the statutory period of record retention.
 - (C) The ability to reproduce the electronic copy of the notice to appear and those data elements in printed form upon demand and payment of any costs involved.
- (3) The issuing agency has the ability to reproduce the notice to appear in physical form upon demand and payment of any costs involved.

The Notice to Appear that is received under Penal Code section [959.1\(d\)](#) is deemed to have been filed when it has been accepted by the court and is in the form approved by the Judicial Council. If transmitted in electronic form, the Notice to Appear is deemed to have been signed by the defendant if it includes a digitized facsimile of the defendant's signature on the Notice to Appear. The Notice to Appear filed electronically under Penal Code section 959.1(d) need not be subscribed by the citing officer. An electronically submitted Notice to Appear need not be verified by the citing officer with a declaration under penalty of perjury if the electronic form indicates which parts of the notice are verified by that declaration and the name of the officer making the declaration.

A Judicial Council Notice to Appear form that is issued when a person is arrested for misdemeanor or infraction violations of the Vehicle Code or for nontraffic misdemeanors or infractions serves as a complaint. (Veh. Code, § [40500\(b\)](#); Pen. Code, § [853.9\(b\)](#).) Under rule [4.103](#) of the California Rules of Court, the Judicial Council has approved the following types of Notice to Appear forms:

Form TR-115	<i>Automated Traffic Enforcement System Notice to Appear</i>
Form TR-130	<i>Traffic/Nontraffic Notice to Appear</i>
Form TR-120	<i>Nontraffic Notice to Appear</i>
Form TR-106	<i>Continuation of Notice to Appear</i>
Form TR-108	<i>Continuation of Citation</i>

Form TR-130 is used for both electronic and handwritten citations. (See www.courts.ca.gov/documents/trinst.pdf; Cal. Rules of Court, rule 4.103.)

6.2.3 Signatures on Scanned Documents

Government Code section [68150\(a\)](#) authorizes the preservation and maintenance of trial court records in electronic form. Under this provision, trial courts may convert their paper

records to electronic form by scanning. The act of scanning an original signature results in a digitized signature. This digitized signature shall have the same validity, and the same legal force and effect, as the original signature. This section applies generally to electronic signatures by parties and others on documents submitted to the courts, in addition to electronic signatures by judicial officers and courts (which are also addressed above in the standards and guidelines implementing Government Code section 68150(g).)

7. Exhibits Management

Exhibits management is a fundamental responsibility of records managers. Accepting, maintaining, returning, and disposing of exhibits is generally the responsibility of the clerk of the court, unless the court orders otherwise.



Each trial court is encouraged to develop local procedures for managing exhibits, including

- scheduling periodic physical inventory of exhibits,
- handling of dangerous or biohazard exhibits,
- handling of exhibits with a high monetary value,
- transferring custody of exhibits between courtroom staff and exhibits custodians,
- monitoring the movement of exhibits from courtrooms to vaults or exhibit rooms,
- permitting the public viewing of exhibits,
- accounting for lost exhibits,
- alerting parties when exhibits are available to be returned or destroyed,
- managing exhibits while cases are under appeal,
- requesting extension of time for the court to retain exhibits, and
- notifying entities designated by the Judicial Council of the court's intent to destroy felony or unlimited civil records, pursuant to rule [10.856](#) of the California Rules of Court.

Pursuant to rule [2.400\(c\)\(1\)](#) of the California Rules of Court, the clerk must not release any exhibit except on order of the court. The clerk must require a signed receipt for a released exhibit.

7.1 Receiving, Handling, and Transfer of Exhibits in Criminal Cases

Pursuant to Penal Code section [1417](#), all exhibits that have been introduced or filed in any criminal action or proceeding shall be retained by the clerk of the court, who shall establish a procedure to account for the exhibits properly, subject to Penal Code sections [1417.2](#) and [1417.3](#), until final determination of the action or proceedings, and the exhibits shall thereafter be distributed or disposed of as provided in the code. *(See Pen. Code, § 1417, et seq.)*

7.2 Receiving, Handling, and Transfer of Exhibits in Civil Cases

Pursuant to Code of Civil Procedure section [1952](#), all exhibits introduced, lodged, or filed in any civil or small claims action or proceeding shall be retained by the clerk of the court for 60 days following the judgment date or date of appellate decision.

Pursuant to Code of Civil Procedure section [1952.3](#), exhibits related to sealed civil files must be retained for an additional two years beyond the date that they would have been destroyed had the records not been sealed.

7.3 Protocols for Dangerous and Biohazard Exhibits



The court may adopt local orders or rules that address the custodial responsibilities for managing exhibits that are dangerous or contain biohazard materials. Courts may make arrangements with prosecuting agencies or local law enforcement agencies to secure such exhibits in their own secure evidence lockers or vaults, as an alternative to having court staff handle these dangerous items.

As noted in Penal Code section [1417.9\(a\)–\(b\)](#), notwithstanding any other provision of law, the court shall retain all biological material that is secured in connection with a criminal case for the period of time that any person remains incarcerated in connection with that case. The court shall have the discretion to determine how the evidence is retained pursuant to this section, provided that the evidence is retained in a condition suitable for deoxyribonucleic acid (DNA) testing. The court may dispose of biological material before the expiration of the period of time described in Penal Code section [1417.9\(b\)](#).

7.3.1 Exhibits That Pose a Security, Storage, or Safety Problem (Pen. Code, § 1417.3(a))

The clerk may recommend the return of exhibits that pose security, storage, or safety problems prior to the final determination of the actions or proceedings.

If an exhibit by its nature is severable, the court shall order the clerk to retain a portion of the exhibit not exceeding three pounds by weight or one cubic foot by volume and shall order the return of the balance of the exhibit to the district attorney.

The clerk, upon court order, shall substitute a full and complete photographic record of any exhibit or part of any exhibit returned to the state under this section. The party to whom the exhibit is being returned shall provide the photographic record. (Pen. Code, § [1417.3\(a\)](#).)

7.3.2 Exhibits That Are Toxic (Pen. Code, § 1417.3(b))

Exhibits toxic by their nature that pose a health hazard to humans shall be introduced to the court in the form of a photographic record and a written chemical analysis certified by competent authority.

Where the court finds that good cause exists to depart from this procedure, toxic exhibits may be brought into the courtroom and introduced. However, following introduction of the exhibit, the person or persons previously in possession of the exhibit shall take responsibility for it, and the court shall not be required to store the exhibit. (Pen. Code, § [1417.3\(b\)](#).)

7.3.3 Dangerous or Deadly Weapons, Poisonous Drugs, Explosives, or Any Property Prohibited by Law (Pen. Code, § 1417.6(a)) and Biological Material for DNA Testing (Pen. Code, § 1417.9(a))

Any of this property introduced or filed as an exhibit shall not be returned under the provisions of Penal Code section [1417.6\(a\)](#), but instead, by order of the trial court, be destroyed or otherwise disposed of under the conditions provided in the order no sooner than 60 days after the final determination of the criminal action or proceeding. For biological material introduced or filed as an exhibit in connection with a criminal case under the provisions of Penal Code section [1417.9\(a\)](#), the appropriate governmental entity shall retain for the period of time that any person remains incarcerated in connection with that case. The governmental entity shall have the discretion to determine how the evidence is retained pursuant to this section, provided that the evidence is retained in a condition suitable for DNA testing.

7.4 Protocols for Cash Value, Historical Value, Narcotics, Sensitive Photographs, Private Property

7.4.1 Exhibits Composed of Money or Currency of Unknown Ownership (Pen. Code, §§ 1417.5(c)(4) & 1420–1422)

If the party entitled to money or currency fails to apply for the return of the exhibit prior to the date for disposition under Penal Code section [1417.5](#), the exhibit shall be disposed of pursuant to Penal Code section [1420](#).

All money received by a district attorney or clerk of the court in any criminal action or proceeding, the owner or owners of which are unknown, and which remains unclaimed in the possession of the district attorney or clerk of the court after final judgment in the criminal action or proceeding, shall be deposited with the county treasurer. Upon the expiration of two years after the deposit, the county treasurer shall cause a notice pursuant to Penal Code section [1421](#) to be published once a week for two successive weeks in a newspaper of general circulation published in the county.

The notice shall state the amount of money, the criminal action or proceeding in which the money was received by the district attorney or clerk of the court, the fund in which it is held and that it is proposed that the money will become the property of the county on a designated date not less than 45 days nor more than 60 days after the first publication of the notice.

Unless someone files a verified complaint seeking to recover all, or a designated part, of the money in a court of competent jurisdiction within the county in which the notice is published, and serves a copy of the complaint and the summons issued thereon upon the county treasurer before the date designated in the notice, upon that date the money becomes the property of the county and shall be transferred by the treasurer to the general fund.

7.4.2 Exhibits Composed of Stolen or Embezzled Money or Currency (Pen. Code, § 1417.5(c)(1))

If the party entitled to stolen or embezzled money or currency fails to apply for the return of the exhibit prior to the date for disposition under Penal Code section [1417.5](#), the exhibit shall be disposed of pursuant to Penal Code section [1417.6](#).

7.4.3 Exhibits Composed of Property Other Than Money or Currency That Is Unclaimed (Pen. Code, § 1417.5(c)(3))

Exhibits of property, other than money, currency, or stolen or embezzled property, that are determined by the court to have no value at public sale shall be destroyed or otherwise disposed of pursuant to court order. (Pen. Code, § [1417.5\(c\)\(3\)](#).)

7.4.4 Exhibits Composed of Property of Value That Is Unclaimed (Pen. Code, § 1417.5(c)(2))

Exhibits of property other than property that is stolen or embezzled or property that consists of money or currency shall, except as otherwise provided in this paragraph and in paragraph (3), be transferred to the appropriate county agency for sale to the public in the same manner provided by Article 7 (commencing with Section 25500) of Chapter 5 of Part 2 of Division 2 of Title 3 of the Government Code for the sale of surplus personal property. If the county determines that any property is needed for a public use, the property may be retained by the county and need not be sold. (Pen. Code, § [1417.5\(c\)\(2\)](#).)

7.4.5 Exhibits Composed of Photographs of Minors Deemed Harmful (Pen. Code, § 1417.8(a))

Prior to the final determination of the action or proceeding, the photograph of any minor that has been found by the court to be harmful matter, as defined in Penal Code section [313](#), shall be available only to the parties or to a person named in a court order to receive the photograph.

After the final determination of the action or proceeding, the photograph shall be preserved with the permanent record maintained by the clerk of the court. The photograph may be disposed of or destroyed after preservation through any appropriate photographic or electronic medium. If the photograph is disposed of, it shall be rendered unidentifiable before the disposal. No person shall have access to the photograph unless that person has been named in a court order to receive the photograph. Any copy, negative, reprint, or other duplication of the photograph in the possession of the state, a state agency, the defendant, or an agent of the defendant shall be delivered to the clerk of the court for disposal whether or not the defendant was convicted of the offense. (Pen. Code, § [1417.8\(a\)](#).)

7.5 Death Penalty Exhibits

In cases where the death penalty is imposed, exhibits may be destroyed 30 days after the date of execution of sentence. (Pen. Code, § [1417.1\(d\)\(1\)](#).)

In cases where the death penalty is imposed and the defendant dies while awaiting execution, exhibits may be destroyed one year after the date of the defendant's death. (Pen. Code, § [1417.1\(d\)\(2\)](#).)

8. Public Calendars, Indexes, and Registers of Action Minimum Standards

Court calendars are listings of individual cases prepared for use by the clerk of the court and other courtroom personnel in calling cases in an orderly manner. They provide the public with the ability to research and locate court events for a particular individual, case number, or cases being heard on a given day. Public court calendars may be discarded after they are no longer of use.

Indexes are important records of all public cases filed in the court, except infractions and confidential case types, and serve as a cross-reference of case names to the case numbers. Courts are encouraged to create a linkage, preferably automated, between new records entered in case management systems and entries in public indexes. Ideally, a public index entry is created at the same time a new case is filed with the court. Indexes available to the public shall not contain information restricted by statute or rule of court.

Registers of actions, also known as dockets, provide a chronological list of actions taken by the court, as well as some or all of the documents filed in the court. Since the register of actions represents the history of activities in a case, it is vital that it be updated regularly and with as much information as possible.

Under rule [2.503\(b\)](#) of the California Rules of Court, electronic access to court calendars, indexes, and registers of actions may be available both remotely and at the courthouse, to the extent it is feasible.

8.1 Minimum Content for Court Calendars, Indexes, and Registers of Action

Rule [2.507\(b\)](#) of the California Rules of Court specifies the minimum content requirements for electronically accessible court calendars, indexes, and registers of action.

The electronic court calendar must include

- date of court calendar,
- time of calendared event,
- court department number,
- case number, and
- case title (unless made confidential by law).

The electronic index must include

- case title (unless made confidential by law),
- party names (unless made confidential by law),
- party type,

- date on which the case was filed, and
- case number.

The register of actions must be a summary of every proceeding in a case, in compliance with Government Code section [69845](#), and must include

- date case commenced,
- case number,
- case type,
- case title (unless made confidential by law),
- party names (unless made confidential by law),
- party type,
- date of each activity, and
- description of each activity.

8.2 Historical Data Fields Restrictions

Under rule [2.507\(c\)](#) of the California Rules of Court, the following information must be excluded from court electronic calendar, index, and register of actions:

- social security number,
- any financial information,
- arrest warrant information,
- search warrant information,
- victim information,
- witness information,
- ethnicity,
- age,
- gender,
- government-issued identification card numbers (i.e., military),
- driver's license number, and
- date of birth.

9. Disaster Recovery Planning and Procedures

9.1 Planning for a Disaster



Effective disaster recovery planning and procedures are critical to court records management. In the event of a disaster, a well-planned and well-managed recovery plan can provide expedient access of court records for the court and the general public. Disaster planning, response, and recovery are key components of a comprehensive records management program. The best planning for a disaster is the systematic and full implementation of each major component of a court records management program.

9.2 Response to Disasters



Courts are encouraged to take decisive action after a disaster. The first priority is to assess the scope and nature of the damage to equipment, facilities, and records. It is recommended that the records manager assess the effect of the disaster on records as soon as it is safe to enter the affected area. It is critical to document the location, type, quantity of records affected, and the nature and severity of damage. Once this is accomplished, the prioritization of the recovery plan can proceed.

The court's continuity of operations plan (COOP) prioritizes the functions that are critical if the court will be closed for any period of time, from one day to one week or longer. The COOP can also provide a beneficial guide to prioritizing records recovery efforts. A much different response, but no less urgent, would be called for if the disaster were to affect a remote records facility that holds infrequently accessed archival records. These records may not be needed to resume court operations, but the court has an obligation to safeguard all records under its control.

Data redundancy is a key feature of any effective disaster recovery plan. As this concept relates to court records, redundancy can be created by storing a complete copy of film, magnetic, optical, and digital data at a secure facility at least 50 miles from the court. Several companies specialize in this kind of records storage and will work with the court to create a regular schedule to deliver backup copies of court data to the off-site facility.

9.3 Disaster Recovery



The objective of disaster recovery is to salvage records efficiently and economically while attempting to preserve their integrity for future use. Recovery seeks to salvage or reconstruct case-related information on active files and preserve closed records for at least the minimum retention period required. The severity of the underlying disaster may make such efforts impractical or impossible, but a full assessment should be made of the condition of court records prior to making decisions about recovery.

- Preliminary concerns: Records managers must thoroughly understand the content of the records inventory, including the affected record series and their retention and disposition dates, and their relative importance for the court's daily operations.
- Salvage operations: When records are damaged (soaked, burned, buried, etc.), effective salvage operations require coordination and speed. Mitigating and reversing damage becomes more difficult the longer the salvage effort is delayed.

Creating a master list of the damaged records launches the salvage effort. If the records inventory is complete and current, this list will be relatively easy to compile. Determining whether the damaged records can be duplicated from other sources (microfilm, optical discs, etc.) is the next step. If copies of microfilmed and electronic records are stored at an alternate location, any damaged working copies of microfilm or electronic records may be reconstructed from the off-site originals.

Salvageable records should be examined to determine what can be saved, what was lost or irreparably damaged, and what can be destroyed. Records managers should catalog salvageable records to keep track of their identity and whereabouts throughout the salvage process.

After the preliminary analysis and inventory, salvage efforts may begin. The Judicial Council may be able to assist courts with locating specialists, equipment, and supplies needed to address the specific type of damage to the records. The proper procedures to follow for different kinds of damage are available in many records management sources.

The primary objective of a disaster recovery effort is to salvage active cases and court orders from closed cases. There may be other permanent, intrinsically valuable documents, however, that also deserve priority attention in salvage operations. Courts are legally required to maintain these permanent records, even if they are not vital records, because of their continuing historical, legal, and aesthetic value. Salvageable permanent records that have enduring value shall not be authorized for destruction. Courts may postpone restoring these records, however, once their condition has been stabilized and delayed application of conservation techniques will not cause further deterioration.

Information related to disaster recovery efforts may be updated periodically, and preferably annually. The records inventory, storage area diagrams, contacts (including names, addresses, and telephone numbers), as well as the court's COOP and other policies and procedures are important source documents in any disaster recovery effort.

10. Public Access to Court Records

10.1 Public Access to Trial Court Records

10.1.1 Paper Court Records

Court records are presumed to be open, unless they are confidential as a matter of law or are sealed by court order. Confidential and sealed records are described in section 10.3, “Confidential and Sealed Records.”

For information on filing systems for paper records, see section 4.3, “Filing Systems for Court Records Maintained in Paper Format”; for the tracking of paper records, see section 4.5.1, “Paper Record Tracking.”

10.1.2 Electronic Court Records

Rules [2.500–2.507](#) of the California Rules of Court are intended to provide the public with reasonable access to trial court records that are maintained in electronic form while protecting privacy interests. The rules are not intended to give the public a right of access to any electronic record that they are not otherwise entitled to access in paper form, and do not create any right of access to records sealed by court order or confidential as a matter of law. These rules apply only to trial court records and only to access to court records by the public. They do not prescribe the access to court records by a party to an action or proceeding, by the attorney for a party, or by other persons or entities that may be entitled to such access by statute or rule.

Courthouse and Remote Access to Electronic Records

The law requires that court records maintained in electronic form “shall be made reasonably accessible to all members of the public for viewing and duplication as the paper records would have been accessible.” (Gov. Code, § [68150\(l\)](#).) Electronic access must be available at the courthouse and may also be made available remotely. There are some important restrictions on the records that may be made available remotely that do not apply to records at the courthouse. (See rule [2.503](#) for a list of the types of records, including criminal and family law records that may be made available only at the courthouse.)

If a court maintains records in electronic form, it must provide a means for the public to view those records at the courthouse. “Unless access is otherwise restricted by law, court records maintained in electronic form shall be viewable at the courthouse, *regardless of whether they are also accessible remotely.*” (Gov. Code, § [68150\(l\)](#) (emphasis added).)

Access to Registers of Action, Calendars, and Indexes

Courts that maintain records in electronic form must, to the extent feasible, provide—both at the courthouse and remotely—access to registers of action, calendars, and indexes. (Cal. Rules of Court, rule [2.503\(b\)](#).) The minimum contents for electronically accessible court

calendars, indexes, and registers of action are prescribed by rule. (See rule [2.507\(b\)](#).) There is also a rule on what information must be *excluded* from court calendars, indexes, and registers of action; the information to be excluded includes social security numbers, financial information, arrest and search warrant information, victim and witness information, ethnicity, age, gender, government (i.e., military) I.D. numbers, driver’s license numbers, and dates of birth. (See rule [2.507\(c\)](#).)

10.2 Remote Electronic Access Allowed in High-Profile Criminal Cases

One of the most time-consuming tasks for court staff is serving the demand for court records from the media and public interested in a high-profile criminal case. The use of technology can assist the court in dealing with the large number of requests for court records pertaining to these types of cases.

Notwithstanding the general restriction against providing criminal records remotely in rule [2.503\(c\)](#), under rule [2.503\(e\)](#), the presiding judge or a designated judge may order the records of a high-profile criminal case to be posted on the court’s website to enable faster and easier access to these records by the media and public. This rule specifies several factors that judges must consider before taking such action. Prior to posting, staff should, to the extent feasible, redact any confidential information contained in the court documents in accord with California Rules of Court, rule [2.503\(e\)\(2\)](#). In addition, five days’ notice must be provided to the parties and the public before the court makes a determination to provide electronic access under this rule. Notice to the public may be accomplished by posting notice on the court’s website. Once issued, a copy of the order must also be posted on the website.

10.3 Confidential and Sealed Records

10.3.1 Confidential Records

A nonexhaustive list of records that are exempt from the presumption of public disclosure by statute, regulation, court rule, or case law is provided below.⁴ This list of confidential records is divided into criminal, civil, family and juvenile, probate, and protective order records and jury information. As indicated below, there are some records that by law are strictly confidential and others that may be confidential in particular circumstances. Sealed records, including those that fall under Evidence Code section [1040](#) et seq., are discussed in section 10.3.2., “Sealed Records.”

⁴ See Appendix 1 for chart containing a more complete list of types or cases or documents that may be confidential by statute or rule.

Criminal Case Records

Records that are confidential

1. Indigent defendant requests for funds: A request for funds for payment of investigators, experts, and others to aid in presenting or preparing the defense in certain murder cases is confidential. This exemption applies to defendants in capital and life without parole murder cases under Penal Code section [190.05\(a\)](#). (Pen. Code, § [987.9](#).)
2. Arrest records: The arrest record for a defendant found to be factually innocent is confidential. (Pen. Code, §§ [851.8](#), [851.85](#).)
3. Psychiatric records or reports: Reports prepared at the request of defense counsel to determine whether to enter or withdraw a plea based on insanity or mental or emotional condition are confidential. (Evid. Code, § [1017](#).) However, most psychiatric reports prepared at the court's request are presumed open to the public. (See Evid. Code, § [1017](#); Evid. Code, § [730](#) [report by a court-appointed expert]; Pen. Code, § [288.1](#) [report on sex offender prior to suspension of sentence]; Pen. Code, § [1368](#) [report concerning defendant's competency]; and Pen. Code, §§ [1026](#), [1027](#) [report on persons pleading not guilty by reason of insanity].)
4. Probation reports: Probation reports filed with the court are confidential *except* that they may be inspected
 - by anyone up to 60 days after either of two dates, whichever is earlier: (1) when judgment is pronounced, or (2) when probation is granted;
 - by any person pursuant to a court order;
 - if made public by the court on its own motion; and
 - by any person authorized or required by law. (Pen. Code, § [1203.05](#).)
5. Defendant's Statement of Assets Form (CR-115): This mandatory Judicial Council form is confidential in the same manner as probation reports. (See Pen. Code, § [1202.4](#).)
6. Presentencing diagnostic reports under Penal Code section [1203.03](#): The report and recommendation from the 90-day Department of Corrections presentencing diagnosis should be released only to defendant or defense counsel, the probation officer, and the prosecuting attorney. After the case closes, only those persons listed immediately above, the court, and the Department of Corrections may access the report. Disclosure to anyone else is prohibited unless the defendant consents. (Pen. Code, § [1203.03\(b\)](#).)
7. Victim impact statements: Victim impact statements filed with the court must remain under seal until imposition of judgment and sentence, except that the court, the probation officer, and counsel for the parties may review such statements up to two days before the date set for imposition of judgment and sentence. (Pen. Code, § [1191.15\(b\)](#).) Victim impact statements shall not be otherwise reproduced in any manner. (Pen. Code, § [1191.15\(c\)](#).)
8. Criminal history information rap sheets: Summaries of criminal history information are confidential. (*Westbrook v. Los Angeles* (1994) 27 Cal.App.4th 157, 164; Pen. Code, §§ [11105](#) and [13300–13326](#).) Public officials have a duty to preserve the confidentiality of a defendant's criminal history. (*Craig v. Municipal Court* (1979) 100 Cal.App.3d 69, 76.) Unauthorized disclosure of criminal history violates a

- defendant's privacy rights under the California Constitution. (*Ibid.*) Courts have upheld the confidentiality assigned to criminal history records. (See, e.g., *Westbrook v. Los Angeles* (1994) 27 Cal.App.4th 157 [unauthorized private company was denied access to municipal court information computer system].)
9. Reports concerning mentally disordered prisoners: Reports under Penal Code section [4011.6](#) to evaluate whether prisoners are mentally disordered are confidential. (Pen. Code, § 4011.6.)

Records that may be confidential

1. Police reports: There is no specific statute, rule, or decision addressing the confidentiality of a police report once it has become a "court record." Generally speaking, a police report that has been used in a judicial proceeding or is placed in a court file is presumed to be open to the public. Many police reports, however, contain sensitive or personal information about crime victims, witnesses, and other third parties. Penal Code section [1054.2](#) provides that defense counsel may not disclose the address or telephone number of a victim or witness to the defendant or his or her family. Similarly, law enforcement agencies are prohibited from disclosing the address and phone number of a witness or victim, or an arrestee or potential defendant. (Pen. Code, § [841.5](#).) We suggest that courts should require that personal information be redacted *before* the report is filed with the court or used in a judicial proceeding.
2. Search warrants: It is within the court's discretion to seal the court documents and records of a search warrant until the warrant is executed and returned, or until the warrant expires. (Pen. Code, § [1534\(a\)](#).) Thereafter, if the warrant has been executed, the documents and records shall be open to the public as a judicial record.
3. Identity of sex offense victims: The victim of an alleged sexual offense may request anonymity from the court. Upon a proper showing, the judge may order the identity of the victim in all records and during proceedings to be either "Jane Doe" or "John Doe" if the judge finds that such an order is reasonably necessary to protect the alleged victim's privacy and that such measures will not unduly prejudice the prosecution or defense. (Pen. Code, § [293.5](#).)
4. Records from federally funded drug rehabilitation centers: The Code of Federal Regulations provides that information that would disclose the identity of a person receiving treatment for drug or alcohol abuse under a federally funded program is confidential. (42 C.F.R. § [2.12](#).) For example, the drug court program receives federal funding. Thus any information that would disclose the names of persons in that program appears to be confidential. Notably, the confidentiality provisions governing federally funded programs are quite broad and include information from a program funded in part by special or general revenue sharing program that receives federal funding. (See *ibid.* at § 2.12(b)(3).)
5. Records of arrest or conviction for marijuana possession or other related offense: These records must be destroyed two years from the date of conviction or arrest if there was no conviction. (Health & Saf. Code, § [11361.5\(c\)](#).) This rule is subject to exceptions for offenders under 18 years of age, records from judicial proceedings, and records related to an offender's civil action against a public entity. (See Health & Saf.

Code, § [11361.5](#).) Public agencies are prohibited from using information in records subject to destruction, even if they have not yet been destroyed. (Health & Saf. Code, [11361.7\(b\)](#).)

Civil Case Records

Records that are confidential

1. Fee waiver applications: Applications to proceed without paying court fees and costs are confidential. (Cal. Rules of Court, rule [3.54](#).)
2. Unlawful detainer proceedings: Court files and records in unlawful detainer proceedings are not publicly available until 60 days after the case is filed, except for persons specified by statute, unless a defendant prevails in the action within 60 days of the filing of the complaint, in which case the clerk may not allow access to any court records in the action except to persons specified in the statute. An exception excludes records of mobile home park tenancies from this code section; those records are not confidential. In addition, effective January 1, 2011, access to court records in unlawful detainer proceedings is permanently limited to persons specified in the statute in the case of complaints involving residential property based on section [1161a](#) (holding over after sale under execution, mortgage, or trust deed [foreclosures]) as indicated in the caption of the complaint, unless judgment has been entered, after a trial, for the plaintiff and against all defendants. (Code Civ. Proc., § [1161.2](#).) The complaints in these actions shall state in the caption: “Action based on Code of Civil Procedure section [1161a](#).”(Code Civ. Proc., § [1166\(c\)](#).)
3. Confidential Statements of Taxpayer’s Social Security Number in garnishment cases (forms [WG-021](#) and [WG-025](#)): These mandatory Judicial Council forms for use in connection with wage garnishments are confidential.⁵
4. False Claims Act Cases: The documents initially filed in cases under the False Claims Act are confidential under Government Code section [12650](#) et seq. The complaint and other initial papers should be attached to a Confidential Cover Sheet—False Claims Action (form [MC-060](#)). The cover sheet contains a place where the date on which the sealing of the records in the case expires.

Records that may be confidential

1. Records and documents in attachment cases: At the time of filing, the plaintiff can request that records in the action not be made publicly available. In such a case, the clerk must maintain the records as confidential until 30 days after the filing of the complaint, or until the filing of the return of service of the notice of hearing and any temporary protective order, or of the writ of attachment if issued without notice, whichever occurs first. (Code Civ. Proc., § [482.050\(a\)](#).)

⁵ Any Judicial Council form that is now or hereafter labeled or entitled “CONFIDENTIAL” should not be disclosed except as ordered by a judge.

Confidentiality Provisions Relevant to Both Criminal and Civil Cases

Records that are confidential

1. Records of mental health treatment or services for the developmentally disabled, including LPS proceedings: Under Welfare and Institutions Code sections [5328](#) and [5330](#), the following records are confidential and can be disclosed only to recipients authorized in Welfare and Institutions Code section 5328: records related to the Department of Mental Health (Welf. & Inst. Code, § [4000](#) et seq.); Developmental Services (Welf. & Inst. Code, § [4400](#) et seq.); Community Mental Health Services (Welf. & Inst. Code, § [5000](#) et seq.); services for the developmentally disabled (Welf. & Inst. Code, § [4500](#) et seq.); voluntary admission to mental hospitals (Welf. & Inst. Code, § [6000](#) et seq.); and mental institutions (Welf. & Inst. Code, § [7100](#) et seq.).
2. Subpoenaed business records: Subpoenaed business records of nonparty entities are confidential until introduced as evidence or entered into the record. (Evid. Code, § [1560\(d\)](#).)
3. Social security numbers and financial account numbers: California Rules of Court, rule [1.20](#), imposes a duty on the parties or their attorneys to redact certain identifiers from documents filed with the court. It is the responsibility of the filers to exclude or redact the identifiers. The rule states that court clerks will not review each pleading or other paper for compliance with the requirements of the rule. In an appropriate case, the court on a showing of good cause may order a party filing a redacted document to file a Confidential Reference List (form [MC-120](#)) identifying the redacted information. This form is confidential.
4. Special Immigrant Juvenile Findings: In any judicial proceedings in response to a request that the superior court make the findings necessary to support a petition for classification as a special immigrant juvenile, information regarding the child's immigration status that is not otherwise protected by the state confidentiality laws must remain confidential and must be available for inspection only by the court, the child who is the subject of the proceeding, the parties, the attorneys for the parties, the child's counsel, and the child's guardian. (Code Civ. Proc., § [155\(c\)](#).)

Records that may be confidential

- (1) Special Immigrant Juvenile Findings: In any judicial proceedings in response to a request that the superior court make the findings necessary to support a petition for classification as a special immigrant juvenile, records of the proceedings that are not otherwise protected by state confidentiality laws may be sealed using the procedure in California Rules of Court, rules [2.550](#) and [2.551](#). (Code Civ. Proc., § [155\(d\)](#).)

Family and Juvenile Court Records

Records that are confidential

1. Juvenile Court records: Welfare and Institutions Code section [827](#) and California Rules of Court, rule [5.552](#), establish broad restrictions on the disclosure of juvenile

- court records. These laws reflect a general policy that, with certain limited exceptions, juvenile court records should remain confidential. (*In re Keisha T.* (1995) 38 Cal.App.4th 220, 225.) Specifically, section [827\(a\)\(1\)\(P\)](#) permits juvenile court records to be inspected only by certain specified persons and “any other person who may be designated by court order of the judge of the juvenile court upon filing a petition.” There is also an exception to this rule of confidentiality for certain records in cases brought under Welfare and Institutions Code section [602](#), in which the minor is charged with one or more specified violent offenses. (Welf. & Inst. Code, § [676](#).) In such cases, the charging petition, the minutes, and the jurisdictional and dispositional orders are available for public inspection (Welf. & Inst. Code, § [676\(d\)](#)), unless the juvenile court judge enters an order prohibiting disclosure (Welf. & Inst. Code, § [676\(e\)](#)). Thus, except for records enumerated in Welfare and Institutions Code section [676](#), if a record is part of a juvenile court file, it should be kept confidential and disclosed only as permitted under Welfare and Institutions Code section [827](#) and California Rules of Court, rule [5.552](#). Juvenile court records may also be subject to sealing orders under Welfare and Institutions Code sections [389](#), [781](#), and [786](#) (see § 10.3.2, “Sealed Records”).
2. Immigration status: Juvenile court records should remain confidential regardless of a juvenile’s immigration status. (Welf. & Inst. Code, § [831\(a\)](#).) Juvenile information may not be disclosed or disseminated to federal officials absent a court order upon filing a petition under Welfare and Institutions Code section [827\(a\)](#). (Welf. & Inst. Code, § [831\(b\)–\(c\)](#).) Juvenile information may not be attached to any documents given to or provided by federal officials absent prior approval of the presiding judge of the juvenile court under Welfare and Institutions Code section [827\(a\)\(4\)](#). (Welf. & Inst. Code, § [831\(d\)](#).) “Juvenile information” includes the “juvenile case file” as defined in Welfare and Institutions Code section [827\(e\)](#), as well as information regarding the juvenile such as the juvenile’s name, date or place of birth, and immigration status. (Welf. & Inst. Code, § [831\(e\)](#).)
 3. Dismissed petitions: The court must order sealed all records related to any petition dismissed under Welfare and Institutions Code section [786](#) that are in the custody of the juvenile court, law enforcement agencies, the probation department, and the Department of Justice. The procedures for sealing these records are stated in Welfare and Institutions Code section [786](#).
 4. Records of adoption proceedings: Documents related to an adoption proceeding are not open to the public. Only the parties, their attorneys, and the Department of Social Services may review the records. The judge can authorize review by a requestor only in “exceptional circumstances and for good cause approaching the necessitous.” (Fam. Code, § [9200\(a\)](#).) Any party to the proceeding can petition the court to have redacted from the records, before copy or inspection by the public, the name of the birth parents and information tending to identify the birth parents. (Fam. Code, § [9200\(b\)](#).)
 5. Child custody evaluation reports: These reports must be kept in the confidential portion of the family law file and are available only to the court, the parties, their attorneys, federal or state law enforcement, judicial officer, court employee or family court facilitator for the county in which the action was filed (or employee or agent of

- facilitator), counsel for the child, and any other person upon order of the court for good cause. (Fam. Code, §§ [3025.5](#) and [3111](#).)
6. Child custody mediator recommendations: These recommendations must be kept in the confidential portion of the family law file and are available only to the court, the parties, their attorneys, federal or state law enforcement, judicial officer, court employee or family court facilitator for the county in which the action was filed (or employee or agent of facilitator), counsel for the child, and any other person upon order of the court for good cause. (Fam. Code, §§ [3025.5](#) and [3183](#).)
 7. Written statements of issues and contentions by counsel appointed for child: These written statements must be kept in the confidential portion of the family law file and are available only to the court, the parties, their attorneys, federal or state law enforcement, judicial officers, court employees or family court facilitators for the county in which the action was filed (or employee or agent of facilitator), counsel for the child, and any other person, upon order of the court, for good cause. (Fam. Code, §§ [3025.5](#), [3151\(b\)](#).)
 8. Parentage Act documents: Records in Uniform Parentage Act proceedings, except the final judgment, are not open to the public. (Fam. Code, § [7643\(a\)](#).) If a judge finds that a third party has shown good cause and finds exceptional circumstances, the court may grant that person access to the records. (*Ibid.*) This includes records from paternity actions.
 9. Family conciliation court records: These records are confidential. The judge of the family conciliation court can grant permission for a party to review certain documents. (Fam. Code, § [1818\(b\)](#).)
 10. Proceeding to terminate parental rights: Documents related to such proceedings are confidential; only persons specified by law may review the records. (Fam. Code, § [7805](#).)
 11. Support enforcement and child abduction records: Support enforcement and child abduction records are generally confidential; these records may be disclosed to persons specified by statute only under limited circumstances. In certain instances, the whereabouts of a party or a child must not be revealed to the other party or his or her attorneys. A local child support agency must redact such information from documents filed with the court. (Fam. Code, § [17212](#).)
 12. Income tax returns in support cases: In a proceeding involving child, family, or spousal support, if a judge finds that a tax return is relevant to disposition of the case, the tax return must be sealed and maintained as a confidential record of the court. (Fam. Code, § [3552](#).)

Probate Case Records

Records that are confidential

1. *Confidential Guardian Screening Form* (form [GC-212](#)): This mandatory Judicial Council form regarding the proposed guardian is confidential. It is used by the court and by persons or agencies designated by the court to assist in determining whether a proposed guardian should be appointed. (Cal. Rules of Court, rule [7.1001\(c\)](#).)

2. *Confidential Supplemental Information* (form [GC-312](#)). This form regarding the proposed conservatee is confidential. It shall be separate and distinct from the form for the petition. The form shall be made available only to parties, persons given notice of the petition who have requested this supplemental information, or who have appeared in the proceedings, their attorneys, and the court. The court has the discretion to release the information to others if it would serve the interest of the conservatee. The clerk shall make provisions for limiting the disclosure of the report exclusively to persons entitled thereto. (Prob. Code, [1821\(a\)](#).)
3. *Confidential Conservator Screening Form* (form [GC-314](#)): This mandatory Judicial Council form is confidential. (Cal. Rules of Court, rule [7.1050\(c\)](#).)
4. Reports regarding proposed conservators or guardianship: An investigative report created pursuant to Probate Code section [1513](#) concerning a proposed guardianship is confidential and available only to parties served in the action or their attorneys (generally, parents, legal custodian of child). An investigative report created pursuant to Probate Code section [1826](#) regarding the proposed conservatee is confidential and available only to those persons specified by statute. Under the statute, the reports on proposed conservatees shall be made available only to parties, persons given notice of the petition who have requested the report, or who have appeared in the proceedings, their attorneys, and the court. The court has the discretion to release the information to others if it would serve the interest of the conservatee. The clerk shall make provisions for limiting the disclosure of the reports on guardianships and conservatorships exclusively to persons entitled thereto. (Prob. Code, §§ [1513\(d\)](#) and [1826\(n\)](#).)
5. Investigator's review reports in conservatorships: These reports are confidential. The information in the reports may be made available only to parties, persons identified in section [1851\(b\)](#), persons given notice who have requested the report or appeared in the proceeding, their attorneys, and the court. The court has the discretion to release the information to others if it would serve the interests of the conservatee. The clerk shall make provisions for limiting the disclosure of the report exclusively to persons entitled thereto. (Prob. Code, §§ [1851\(b\)](#) and [\(e\)](#).) Subdivision (b) provides for special restricted treatment of attachments containing medical information and confidential criminal information from California Law Enforcement Telecommunications System (CLETS). Although the attachments are not mentioned in (e), it is recommended, to be consistent with (b), that they be treated as confidential except to the conservator, conservatee, and their attorneys.
6. Certification of counsel of their qualifications (form [GC-010](#)) and certification of completion of continuing education (form [GC-011](#)): The forms state that they are "confidential for court use only." They are governed by rule [7.1101](#), which states only that the certifications must be submitted to the court but not lodged or filed in a case file. (Cal. Rules of Court, rule [7.1101](#).)

Protective Orders

Records that are confidential

1. *Confidential CLETS Information* (form [CLETS-0001](#)): A Judicial Council form has been developed for petitioners in protective order proceedings to use to submit information about themselves and the respondents to be entered through the CLETS into the California Restraining and Protective Order System (CARPOS), a statewide database used to enforce protective orders. This form is submitted to the courts by petitioners in many types of protective order proceedings, including proceedings to prevent domestic violence, civil harassment, elder and dependent adult abuse, private postsecondary school violence, and juvenile cases. The information on the forms is intended for the use of law enforcement. The form is confidential. Access to the information on the forms is limited to authorized court personnel, law enforcement, and other personnel authorized by the California Department of Justice to transmit or receive CLETS information. The forms must not be included in the court file. (Cal. Rules of Court, rule [1.51](#).)

Jury Information

Records that are confidential

1. Juror questionnaires of those jurors not called: The questionnaires of jurors not called to the jury box for voir dire are not open to the public. (*Copley Press, Inc. v. Superior Court* (1991) 228 Cal.App.3d 77, 87–88); but cf. *Bellas v. Superior Court of Alameda County* (2000) 85 Cal.App.4th 636, 645, fn. 6 [suggesting a contrary rule].)
2. Sealed juror records in criminal courts: After the jury reaches a verdict in a criminal case, the court’s record of personal juror identifying information (including names, addresses, and telephone numbers) must be sealed. (Code Civ. Proc., § [237\(a\)\(2\)](#).) This is often accomplished by replacing juror names with numbers. Indeed, that is how appellate court records contain the relevant information while conforming to the requirements of Code of Civil Procedure section [237](#). The defendant or his or her counsel can petition the court for access to this information to aid in developing a motion for a new trial or for any other lawful purpose. (Code Civ. Proc., § [206\(f\)](#).)

Records that may be confidential

1. Records of grand jury proceedings: These records are not open to the public unless an indictment is returned. If an indictment is returned, records of the grand jury proceeding are not open to the public until 10 days after a copy of the indictment has been delivered to the defendant or his or her attorney. (Pen. Code, § [938.1\(b\)](#); *Daily Journal Corp. v. Superior Court* (1999) 20 Cal.4th 1117, 1124–1135.) If there is a “reasonable likelihood” that release of all or part of the transcript would prejudice the accused’s right to a fair trial, a judge may seal the records. (Pen. Code, §§ [938.1](#), [929](#); see *Rosato v. Superior Court* (1975) 51 Cal.App.3d 190.) Notwithstanding the confidential status of a record, in civil grand juries, a judge may order disclosure of

- certain evidentiary materials, as long as information identifying any person who provided information to the grand jury is removed. (Pen. Code, § [929](#).) Also, after an indictment is returned, the judge may order disclosure of nontestimonial portions of the grand jury proceedings to aid preparation of a motion to dismiss the indictment. (*People v. Superior Court (Mouchaourab)* (2000) 78 Cal.App.4th 403, 434–436.)
2. Courts’ inherent power to protect jurors: Courts may exercise their discretion to seal juror records where a “compelling interest” exists, such as protecting jurors’ safety or privacy, protecting litigants’ rights, or protecting the public from injury. (*Pantos v. City and County of San Francisco* (1984) 151 Cal.App.3d 258, 262; Code Civ. Proc., § [237](#); see *Townsel v. Superior Court* (1999) 20 Cal.4th 1084, 1091.) Thus any juror information that a judge orders sealed is not open to the public.

10.3.2 Sealed Records

The rules on sealed records in the trial courts are contained in rules [2.550](#) and [2.551](#) of the California Rules of Court. The content and scope of the sealing is specified in the sealing order. The sealed records rules provide that the court’s order should seal only those documents and pages, or if reasonably practical, portions of those documents and pages, that contain the materials that need to be placed under seal. All other portions of each document or page must be included in the public file. (Cal. Rules of Court, rule [2.550\(e\)](#).)

Sealed records must be securely filed and kept separate from the public file in the case. (Cal. Rules of Court, rule [2.551\(f\)](#).)

There are also a specific statute and rule on sealing juvenile records. (Welf. & Inst. Code, § [781](#); Cal. Rules of Court, rule [5.830](#).) These allow a former ward of the court to petition the court to order juvenile records sealed. If the petition is granted, the court must order the sealing of all records described in section 781. The order must apply in the county of the court hearing the petition and all other counties in which there are juvenile records concerning the petitioner. (Cal. Rules of Court, rule [5.830\(a\)\(4\)](#).) All records sealed must be destroyed according to section [781\(d\)](#).

10.4 Fees and Fee Waiver Guidelines for Requested Records

(The content for this section will be addressed in the next version of TCRM.)

10.5 Judicial Administrative Records

Judicial administrative records are not “court records,” as defined in the Government Code. Administrative records are outside the scope of this manual. For those interested in administrative records of the courts, rule [10.500](#) of the California Rules of Court sets forth requirements for public access to judicial administrative records (e.g., nondeliberative, nonadjudicative records and information relating to the administration of the courts).

11. Retention, Preservation, and Destruction of Court Records

11.1 Retention, Preservation, and Destruction Practices

This section provides guidance for the retention, preservation, and destruction of court case records only. Courts are required by law to maintain listings of destroyed court records. This information should be readily available to the Judicial Council or the state archivist, upon request.

Records managers may systematically destroy records in accordance with statutes and rules enumerated in the “Schedule of Records Retention and Destruction and Special Case Type Characteristics,” found in section 11.4. Courts are encouraged to include a records destruction process in their comprehensive records management program. Case records may be classified and segregated in accordance with retention requirements so that like records can be easily identified for purging when retention periods have elapsed.

Court records that are being destroyed may be either (1) recycled or (2) shredded and then recycled. All confidential records must be shredded prior to recycling. Because of environmental issues and the California Integrated Waste Management Act, recycling paper from court case records is highly recommended. Paper to be recycled should be maintained in a secure area until picked up by a recycling vendor.

Government Code section [68150\(a\)](#) states that trial court records may be created, maintained, and preserved in any form or forms of communication or representation, including paper, optical, electronic, magnetic, micrographic, or photographic media or other technology. As authorized in Government Code section [68152](#), the clerk of the court may destroy court records pursuant to Government Code section [68153](#) following notice of destruction and no request and order for transfer of the records.

The five conditions for the destruction of records required by Government Code section [68152](#) and [68153](#) are as follows:

1. The applicable retention time has expired (Gov. Code, § 68152).
2. After (there must be) final disposition of the case (defined in Gov. Code, § [68151](#)) (Gov. Code, § 68152).
3. Notice of destruction (intention) has been given (Gov. Code, § 68152).
4. There is no request and order for transfer of the records (Gov. Code, § 68152).
5. The records are destroyed on the order of the presiding judge of the court (required by Gov. Code, § 68153).

Copies of the notice of intent to destroy records and the notice of hearing when a record entity requests transfer of records to its possession include the following:

1. Notice of Intent to Destroy Superior Court Records (form [REC-001\(N\)](#))
2. Offer to Transfer Possession (form [REC-001\(N\)](#))
3. Notice of Hearing on Request for Transfer or Extension of Time for Retention of Superior Court Records (form [REC-001\(R\)](#))
4. Notice of Hearing on Request for Transfer or Extension of Time for Retention of Superior Court Records; Court Order; Release and Receipt of Superior Court Records (form [REC-002\(N\)](#))
5. Release and Receipt of Superior Court Record (form [REC-002\(R\)](#))

~~Once records have been destroyed or transferred, the court is required to file a notice with the Judicial Council, apprising the council of this action. The notification is made on the following form:~~

- ~~1. Report to the Judicial Council: Superior Court Records Destroyed, Preserved and Transferred (form [REC-003](#))~~

11.1.1 Court Records Sampling Program

Government Code section [68152](#) prohibits superior courts from destroying “comprehensive historical and sample superior court records preserved for research under the California Rules of Court.” To implement the statutory requirement, the Judicial Council adopted the superior court records sampling program (Cal. Rules of Court, rule [10.855](#)). The Judicial Council revised the sampling program effective July 1, 2016.

Superior court records, as used in this context, do not include records of limited civil, small claims, misdemeanor, or infraction cases.

Comprehensive and Significant Records

Superior courts must preserve forever the following comprehensive and significant records under rule [10.855\(c\)](#):

1. All records filed before 1911;
2. If practicable, all records filed after 1910 and before 1950;
3. All cases indexes; and
4. All noncapital cases in which the California Supreme Court has issued a written opinion (see Chapter 11.3 for more information).

Sampling Technique

Three superior courts are assigned in rotation by the Judicial Council to preserve 25 percent of their court records for a calendar year. In recognition of the considerably greater number of cases with the Superior Court of Los Angeles County each year, rule 10.855(f)(1) creates an exception for this court, which must preserve a random sample of 10 percent of its court records for a calendar year. (Cal. Rules of Court, rule 10.855(f)(1).) All courts must also

preserve all judgment books, minute books, and registers of action if maintained separately from the case files, for the assigned calendar year. (Cal. Rules of Court, rule 10.855(f)(2).)

The rotation assignment for longitudinal samples is included in Appendix 2 of this manual.

Retroactive Application

The amendments to rule [10.855](#) apply retroactively to all superior courts. (Cal. Rules of Court, rule 10.855(k).) Because the destruction of court records is discretionary unless otherwise provided by law, all courts may elect to apply the rule retroactively and destroy court records that are not required to be preserved under the new sampling program, but they are not required to do so.

Superior courts that destroyed court records under the prior sampling rule may have preserved only 10 percent of their records (formerly known as the “systematic sample”) for the year they are now assigned to preserve the sample defined in subdivision (f) of rule 10.855. With the exception of the Superior Court of Los Angeles County, which is assigned to preserve only 10 percent of its records in the new sampling program, these courts would not be able to meet the requirement in subdivision (f)(1). Nevertheless, the Advisory Committee Comment to rule 10.855 clarifies that so long as these courts continue preserving the 10 percent sample for their assigned year, they will be deemed to have satisfied subdivision (f)(1). (See Advisory Committee Comment to rule 10.855.)

Reporting Requirement

~~Under rule [10.855\(j\)](#) of the California Rules of Court, superior courts are required to provide semiannually to the Judicial Council a list by year of filing of court records destroyed, filing and location of the court records of the comprehensive and sample court records preserved, and filing and location of the court records transferred to entities under rule [10.856](#) of the California Rules of Court. The council adopted form [REC-003, Report to the Judicial Council: Superior Court Records Destroyed, Preserved, and Transferred](#), effective January 1, 2007, to implement the reporting requirements.~~

Notice Requirement

Under rule [10.856\(b\)](#) of the California Rules of Court, superior courts are required to give 30 days’ written notice of intent to destroy court records open to public inspection. The notice is sent to entities maintained on the council’s master list and to others who directly requested notification.

Records Management Clearinghouse

As a result of the actions outlined above, a Records Management Clearinghouse was established to receive superior court records disposition reports required under legislation and council rule; keep courts informed of their responsibilities under the records management statutes and rules; serve as a referral center for historians and researchers seeking to study

court records in superior courts; and respond to questions on the standards, rules, reporting forms, and new records management legislation. The address for the Records Management Clearinghouse is

Records Management Clearinghouse
c/o Judicial Council of California
Leadership Services Division, Legal Services
455 Golden Gate Avenue
San Francisco, CA 94102-3688

11.2 Inactive Records Storage



By definition and design, an active filing system will lead to a continuous movement of records from active to inactive filing systems or records storage areas. Records are subject to much less activity in an inactive records storage area than in an active filing system, but records are still being added, individual records continue to be accessed periodically, and records may be moved out for destruction or transferred to another location, such as an archive.

The purpose of inactive records storage is simply to move inactive or closed case records from prime filing system space to lower-cost space where records may be more densely packed with the understanding that they are accessed with decreasing frequency as they become older. An inactive system may be expanded as the need arises. The records retention and destruction schedule is the primary tool used to manage the inventory of inactive records. It identifies records that can be destroyed and those that must be retained.

11.3 Noncapital Cases in Which the California Supreme Court Issues a Written Opinion

Pursuant to rule [10.855](#) of the California Rules of Court, court records for all noncapital cases in which the California Supreme Court has issued a written opinion must be retained in a trial court's records sampling program. The Judicial Council places a list of such cases on the Judicial Resources Network website at <http://jrn.courts.ca.gov/programs/courtrec/>.

It is the responsibility of every court to check the list annually and flag the cases that, as a result of Supreme Court review, must be permanently retained in the sampling program.

11.4 Schedule of Records Retention and Destruction and Special Case Type Characteristics

11.4.1 Records Retention and Destruction Schedule under Government Code Sections 68152 and 68153

Government Code sections [68152](#) and [68153](#) authorize the retention periods and destruction of court records. The new and amended record retention and destruction periods provided in this section became effective January 1, 2014, and apply to all court records in existence. The chart below provides listings of the various types of records, grouped into major case categories.

	CASE TYPE	NEW MINIMUM RETENTION PERIOD	SPECIAL CASE TYPE CHARACTERISTICS/REFERENCES/NOTES
CIVIL ACTIONS AND PROCEEDINGS			
(1)	Civil actions and proceedings, except as otherwise specified	Retain 10 years.	
(2)	Civil unlimited cases, limited cases, small claims cases, including after trial de novo, if any, except as otherwise specified	Retain 10 years.	
(3)	Civil judgments for unlimited civil cases	Retain permanently.	
(4)	Civil judgments for limited and small claims	Retain 10 years, unless judgment is renewed. If judgment is renewed, retain judgment for length of renewal pursuant to Article 2 (commencing with Section 683.110) of Chapter 3 of Division 1 of Title 9 of Part 2 of the Code of Civil Procedure.	
(5)	If a party in civil case appears by a guardian ad litem	Retain 10 years after termination of the court's jurisdiction.	

	CASE TYPE	NEW MINIMUM RETENTION PERIOD	SPECIAL CASE TYPE CHARACTERISTICS/REFERENCES/NOTES
(6)	Civil harassment, domestic violence, elder and dependent adult abuse, private postsecondary school violence, <u>gun violence</u> , and workplace violence cases	<p>Retain same period of time as the duration of the restraining or other orders and any renewal thereof, then retain the restraining or other orders permanently as a judgment.</p> <p>Retain 60 days after expiration of the temporary restraining or other temporary order.</p> <p>Retain permanently judgments establishing paternity under Section <u>6323</u> of the Family Code.</p>	
(7)	Family law, except as otherwise specified	Retain 30 years.	
(8)	Adoption	Retain permanently.	Confidential pursuant to Family Code section <u>9200–9209</u> — Parties to the action or the attorney of record may view the court file. Family Code section 9200(c) states upon the request of the adoptive parents or the child a clerk of the court can issue a certificate of adoption, provided the birth parents’ names are omitted, unless a stepparent adoption.
(9)	Parentage	Retain permanently.	Family Code section <u>7643(a)</u> Records in Uniform Parentage Act proceedings, except the final judgment is not open to the public. Pursuant to Family Code section <u>7643(b)</u> parties to the action, attorneys of record, or

	CASE TYPE	NEW MINIMUM RETENTION PERIOD	SPECIAL CASE TYPE CHARACTERISTICS/REFERENCES/NOTES
			upon written consent as defined can inspect the court file.
(10)	Change of name, gender, or name and gender	Retain permanently.	
(11)	<p>Probate</p> <p>(A) <i>Decedent estates</i></p> <p>(B) <i>Wills and codicils</i></p> <p>(i) Wills and codicils transferred or delivered to the court pursuant to Section 732, 734, or 8203 of the Probate Code:</p> <p>(ii) Wills and codicils delivered to the clerk of the court under Section 8200 of the Probate Code</p> <p>(C) <i>Substitutes for decedent estate administration</i></p> <p>(i) Affidavit procedures for real property of small value under Chapter 3</p>	<p>Retain permanently all orders, judgments, and decrees of the court, all inventories and appraisals, and all wills and codicils of the decedent filed in the case, including those not admitted to probate. All other records retain for 5 years after final disposition of the estate proceeding.</p> <p>Retain permanently.</p> <p>Retain the original documents as provided in Section 26810 of the Government Code.</p> <p>Retain permanently.</p>	

	CASE TYPE	NEW MINIMUM RETENTION PERIOD	SPECIAL CASE TYPE CHARACTERISTICS/REFERENCES/NOTES
	<p>(commencing with Section 13100) of Part 1 of Division 8 of the Probate Code</p> <p>(ii) Proceedings for determining succession to property under Chapter 4 (commencing with Section 13150) of Part 1 of Division 8 of the Probate Code</p> <p>(iii) Proceedings for determination of property passing or belonging to surviving spouse under Chapter 5 (commencing with Section 13650) of Part 2 of Division 8 of the Probate Code</p> <p>(D) Conservatorships</p> <p>(E) Guardianships</p>	<p>Retain permanently all inventories and appraisals and court orders. Other records retain for 5 years after final disposition of the proceeding.</p> <p>Retain permanently all inventories and appraisals and court order. Other records retain for 5 years after final disposition of the proceeding.</p> <p>Retain permanently all court orders.</p> <p>Retain documents of trusts established under substituted judgment pursuant to Section 2580 of the Probate Code as provided in clause (iii) of subparagraph (11)(G) of Section 68152 of the Government Code. Other records retain for 5 years after the later of either (1) the final disposition of the conservatorship proceeding, or (2) the date of the conservatee's death, if that date is disclosed in the court's file.</p> <p>Retain permanently orders terminating the guardianship, if any, and court orders</p>	

	CASE TYPE	NEW MINIMUM RETENTION PERIOD	SPECIAL CASE TYPE CHARACTERISTICS/REFERENCES/NOTES
	<p>(F) Compromise of minor's or disabled person's claim or action, and disposition of judgment for minors and disabled persons under Section 372 of the Code of Civil Procedure and Chapter 4 (commencing with Section 3600) of Part 8 of Division 4 of the Probate Code</p> <p>(i) Judgments in favor of minors or disabled persons, orders approving compromises of claims and actions and disposition of the proceeds of judgments, orders directing payment of expenses, costs, and fees, orders directing deposits into blocked accounts and receipts and acknowledgments of those orders, and orders for the withdrawal of funds from blocked accounts.</p>	<p>settling final account and ordering distribution of the estate. Other records retain for 5 years after the later of (1) the final disposition of the guardianship proceeding, or (2) the earlier of the date of the ward's death, if that date is disclosed in the court's file, or the date the ward reaches 23 years of age.</p> <p>Retain permanently</p>	

	CASE TYPE	NEW MINIMUM RETENTION PERIOD	SPECIAL CASE TYPE CHARACTERISTICS/REFERENCES/NOTES
	<p>(ii) Other records.</p> <p>(G) Trusts</p> <p>(i) Proceedings under Part 5 (commencing with Section 17000) of Division 9 of the Probate Code</p> <p>(ii) Trusts created by substituted judgment under Section 2580 of the Probate Code</p> <p>(iii) Special needs trusts</p>	<p>Retain for the same retention period as for records in the underlying case. If there is no underlying case, retain for 5 years after the later of either (1) the date the order for payment or delivery of the final balance of the money or property is entered, or (2) the earlier of the date of the minor's death, if that date is disclosed in the court's file, or the date the minor reaches 23 years of age.</p> <p>Retain permanently.</p> <p>Retain permanently all trust instruments and court orders. Other records retain as long as the underlying conservatorship file is retained.</p> <p>Retain permanently all trust instruments and court orders. Other records retain until the later of either (1) the retention date of "other records" in the beneficiary's conservatorship or guardianship file under subparagraph (11)(D) or (E) of Section 68152 of the Government Code, if any, or (2) 5 years after the date of the</p>	

	CASE TYPE	NEW MINIMUM RETENTION PERIOD	SPECIAL CASE TYPE CHARACTERISTICS/REFERENCES/NOTES
	(H) All other proceedings under the Probate Code	beneficiary's death, if that date is disclosed in the court's file. Retain as provided for civil cases.	
(12)	Mental Health (A) Lanterman Developmental Disabilities Services Act (B) Lanterman-Petris-Short Act (C) Riese (capacity) hearings under Sections 5333 and 5334 of the Welfare and Institutions Code (D) Petitions under Chapter 3 (commencing with Section 8100) of Division 8 of the Welfare and Institutions Code for the return of firearms to petitioners who relinquished them to law enforcement while detained in a mental health facility	Retain 10 years. Retain 20 years. Retain for the later of either (1) 20 years after the date of the capacity determination order, or (2) the court records retention date of the underlying involuntary treatment or commitment proceeding, if any. Retain 10 years.	
(13)	Eminent domain	Retain permanently.	
(14)	Real property other than unlawful detainer	Retain permanently if the action affects title or an interest in real property.	

	CASE TYPE	NEW MINIMUM RETENTION PERIOD	SPECIAL CASE TYPE CHARACTERISTICS/REFERENCES/NOTES
(15)	Unlawful detainer	Retain for 1 year if judgment is only for possession of the premises. Retain for 10 years if judgment is for money, or money and possession.	Confidential pursuant to Code of Civil Procedure section 1161.2(a)(1)-(4) —The following are allowed to view the court file: parties to the action, the attorneys for the parties, any person who provides the clerk with the names of at least one plaintiff and one defendant and the address of the premises, including the apartment number or unit, if any. A resident of the premises who provides the clerk with the name of one of the parties or the case number and shows proof of residency.
	Any civil or small claims case in the trial courts (1) Involuntarily dismissed by the court for delay in prosecution or failure to comply with state or local rules (2) Voluntary dismissed by a party without entry of judgment	Retain 1 year. Retain 1 year.	
CRIMINAL ACTIONS AND PROCEEDINGS			
(1)	Capital felony in which the defendant is sentenced to death, and any felony resulting in a sentence of life or life without the possibility of parole “Capital felony” means murder with special circumstances when the prosecution seeks the	Retain permanently, including records of the cases of any codefendants and any related cases, regardless of the disposition. If a capital felony is disposed of by a sentence less than death, or imprisonment for life or life without the possibility of	

	CASE TYPE	NEW MINIMUM RETENTION PERIOD	SPECIAL CASE TYPE CHARACTERISTICS/REFERENCES/NOTES
	death penalty. Records of the cases of codefendants and related cases required to be retained shall be limited to those cases that are factually linked or related to the charged offense, that are identified in the courtroom, and that are placed on the record.	<p>parole, the judgment shall be retained permanently, and the record shall be retained for 50 years or for 10 years after the official written notification of the death of the defendant.</p> <p>If a capital felony is disposed of by an acquittal, the record shall be retained for 10 years.</p>	
(2)	Felony, except as otherwise specified, and in any felony or misdemeanor case resulting in a requirement that the defendant register as a sex offender under Section 290 of the Penal Code	<p>Retain judgment permanently.</p> <p>For all other documents: retain for 50 years or the maximum term of the sentence, whichever is longer. However, any record other than the judgment may be destroyed 10 years after the death of the defendant.</p> <p>Felony case files that do not include final sentencing or other final disposition because the case was bound over from a former municipal court to the superior court and not already consolidated with the superior court felony case file, retain for 10 years from the disposition of the superior court case.</p>	
(3)	Felony reduced to a misdemeanor	Retain in accordance with the retention period for the relevant misdemeanor.	

	CASE TYPE	NEW MINIMUM RETENTION PERIOD	SPECIAL CASE TYPE CHARACTERISTICS/REFERENCES/NOTES
(4)	Felony, if the charge is dismissed, except under Section 1203.4 or 1203.4a of the Penal Code	Retain 3 years.	
(5)	Misdemeanor, if the charge is dismissed, except under Section 1203.4 or 1203.4a of the Penal Code	Retain 1 year.	
(6)	Dismissal under Section 1203.4 or 1203.4a of the Penal Code	Retain for the same retention period as for records of the underlying case. If the records in the underlying case have been destroyed, retain for 5years after dismissal.	This retention period applies to expungement petitions under Penal Code sections 1203.4 and 1203.4a .
(7)	Misdemeanor, except as otherwise specified For misdemeanors alleging a violation of Section 23109 , 23109.5 , 23152 , or 23153 of the Vehicle Code	Retain 5 years. Retain 10 years.	
(8)	Misdemeanor alleging a marijuana violation under subdivision (c), (d), or (e) of Section 11357 of the Health and Safety Code, or subdivision (b) of Section 11360 of the Health and Safety Code	Records shall be destroyed, or redacted in accordance with subdivision (c) of Section 11361.5 of the Health and Safety Code, 2 years from the date of conviction, or from the date of arrest if no conviction, if the case is no longer subject to review on appeal, all applicable fines and fees have been paid, and the defendant has complied with all terms and conditions of the sentence or grant of probation. However, as provided in subdivision (a) of Section 11361.5 of the Health and Safety Code and subdivision (e)(5) of Section	The requirements of section 11361.5 <i>do not</i> apply to the destruction of records of a conviction that remains subject to review on appeal; to a conviction that is the basis of (1) a term of imprisonment that has not been fully served, (2) a fine that has not been wholly paid, or (3) periods or conditions of parole or probation that have not been satisfactorily completed; or the destruction of records of an arrest while the underlying charges remain outstanding. (<i>Younger v. Superior Court</i> (1978) 21 Cal.3d 102, 111–114.)

	CASE TYPE	NEW MINIMUM RETENTION PERIOD	SPECIAL CASE TYPE CHARACTERISTICS/REFERENCES/NOTES
		68152 of the Government Code, records of a misdemeanor alleging a marijuana violation under subdivision (e) of Section 11357 of the Health and Safety Code shall be retained until the offender attains 18 years of age, at which time the records shall be destroyed as provided in subdivision (c) of Section 11361.5 of the Health and Safety Code.	
(9)	Misdemeanor reduced to an infraction	Retain in accordance with the retention period for the relevant infraction.	
(10)	<p>Infraction, except as otherwise specified</p> <p>Vehicle Code infraction</p> <p>Infraction alleging a marijuana violation under subdivision (b) of Section 11357 of the Health and Safety Code</p>	<p>Retain for 1 year.</p> <p>Retain for 3 years.</p> <p>If records are retained past the 1-year minimum retention period, the records shall be destroyed or redacted in accordance with subdivision (c) of Section 11361.5 of the Health and Safety Code 2 years from the date of conviction, or from the date of arrest if no conviction, if the case is no longer subject to review on appeal, all applicable fines and fees have been paid, and the defendant has complied with all terms and conditions of the sentence or grant of probation.</p>	<p>The requirements of section 11361.5 <i>do not</i> apply to the destruction of records of a conviction that remains subject to review on appeal; to a conviction that is the basis of (1) a term of imprisonment that has not been fully served, (2) a fine that has not been wholly paid, or (3) periods or conditions of parole or probation that have not been satisfactorily completed; or the destruction of records of an arrest while the underlying charges remain outstanding. (<i>Younger v. Superior Court</i> (1978) 21 Cal.3d 102, 111–114.)</p>

	CASE TYPE	NEW MINIMUM RETENTION PERIOD	SPECIAL CASE TYPE CHARACTERISTICS/REFERENCES/NOTES
(11)	Criminal protective order	Retain until the order expires or is terminated.	
(12)	Arrest warrant	Retain for the same retention period as for records in the underlying case. If there is no underlying case, retain for 1 year from the date of issue.	Penal Code section 168 provides punishment for willful disclosure by the district attorney, clerk, judge, or peace officer prior to execution of warrant.
(13)	Search warrant	<p>If there is any underlying case, retain for 10 years from the date of issue or, if the retention period for records in the underlying case is less than 10 years or if the underlying case is a capital felony described in subdivision (c)(1) of Section 68152 of the Government Code, retain for the same retention period as for records in the underlying case.</p> <p>If there is no underlying case, retain for 5 years from the date of issue.</p>	<p><u>Information obtained by a special master under search warrant is confidential</u> pursuant to Penal Code section 1524(d)(1)—Information can be only divulged upon direct inquiry by the court. Penal Code section 168 provides punishment for willful disclosure by the district attorney, clerk, judge, or peace officer prior to execution of warrant.</p>
(14)	Probable cause declarations	<p>Retain for the same retention period as for records in the underlying case.</p> <p>If there is no underlying case, retain for one year from the date of declaration.</p>	Penal Code section 168 provides punishment for willful disclosure by the district attorney, clerk, judge, or peace officer prior to execution of warrant.
(15)	Proceedings for revocation of postrelease community supervision or postrelease parole supervision	Retain for five years after the period of supervision expires or is terminated.	

	CASE TYPE	NEW MINIMUM RETENTION PERIOD	SPECIAL CASE TYPE CHARACTERISTICS/REFERENCES/NOTES
HABEAS CORPUS			
(1)	Habeas corpus in criminal and family law matters	Retain for the same retention period as for records in the underlying case, whether granted or denied.	
(2)	Habeas corpus in mental health matters	Retain all records for the same retention period as for records in the underlying case, whether granted or denied. If there is no underlying case, retain records for 20 years.	
JUVENILES			
(1)	Dependent pursuant to Section 300 of the Welfare and Institutions Code	Upon reaching 28 years of age, or on written request, shall be released to the juvenile five years after jurisdiction over the person has terminated under subdivision (a) of Section 826 of the Welfare and Institutions Code. Sealed records shall be destroyed upon court order five years after the records have been sealed pursuant to subdivision (c) of Section 389 of the Welfare and Institutions Code.	Confidential pursuant to California Rules of Court, rule 5.552 , and Welfare and Institution Code section 827(a)(1)(A)-(P) —The parents or guardian of the minor, the minor, attorneys to the action, child protective agencies, social service agencies as defined, local child support agencies as defined, school superintendent as defined, authorized legal staff or special investigators as defined, are allowed to view the court file. Refer to Welfare & Institution Code, section 827 , for details regarding access to these records.
(2)	Ward pursuant to Section 601 of the Welfare and Institutions Code	Upon reaching 21 years of age, or on written request, shall be released to the	Confidential pursuant to California Rules of Court, rule 5.552 , and Welfare and

	CASE TYPE	NEW MINIMUM RETENTION PERIOD	SPECIAL CASE TYPE CHARACTERISTICS/REFERENCES/NOTES
		juvenile five years after jurisdiction over the person has terminated under subdivision (a) of Section 826 of the Welfare and Institutions Code. Sealed records shall be destroyed upon court order five years after the records have been sealed under subdivision (d) of Section 781 of the Welfare and Institutions Code.	Institution Code, section 827(a)(1)(A)–(P) —The parents or guardian of the minor, the minor, attorneys to the action, child protective agencies, social service agencies as defined, local child support agencies as defined, school superintendent as defined, authorized legal staff or special investigators as defined, are allowed to view the court file. Refer to Welfare and Institution Code, section 827 , for details regarding access to these records.
(3)	Ward pursuant to Section 602 of the Welfare and Institutions Code	Upon reaching 38 years of age under subdivision (a) of Section 826 of the Welfare and Institutions Code. Sealed records shall be destroyed upon court order when the subject of the record reaches 38 years of age under subdivision (d) of Section 781 of the Welfare and Institutions Code.	Confidential pursuant to California Rules of Court, rule 5.552 , and Welfare and Institution Code, section 827(a)(1)(A)–(P) —The parents or guardian of the minor, the minor, attorneys to the action, child protective agencies, social service agencies as defined, local child support agencies as defined, school superintendent as defined, authorized legal staff or special investigators as defined, are allowed to view the court file. Refer to Welfare and Institution Code, section 827 , for details regarding access to these records.
(4)	Traffic and some nontraffic misdemeanors and infractions pursuant to Section 601 of the Welfare and Institutions Code	Upon reaching 21 years of age, or five years after jurisdiction over the person has terminated under subdivision (c) of Section 826 of the Welfare and Institutions Code.	

	CASE TYPE	NEW MINIMUM RETENTION PERIOD	SPECIAL CASE TYPE CHARACTERISTICS/REFERENCES/NOTES
		Records may be microfilmed or photocopied.	
(5)	Marijuana misdemeanor under subdivision (e) of Section 11357 of the Health and Safety Code in accordance with procedures specified in subdivision (a) of Section 11361.5 of the Health and Safety Code	Upon reaching 18 years of age, the records shall be destroyed.	
COURT RECORDS OF THE APPELLATE DIVISION OF THE SUPERIOR COURT			
	Court records of the appellate division of the superior court	Retain 5 years.	
OTHER TRIAL COURT RECORDS			
(1)	Bench warrant Bench warrant issued for a misdemeanor	Retain for the same retention period as for records in the underlying case. Retain records for the same retention period as for records in the underlying misdemeanor following issuance. If there is no return on the warrant, court may dismiss on its own motion and immediately destroy the records.	
(2)	Body attachment	Retain for same retention period as for records in the underlying case.	
(3)	Bond	Retain for 3 years after exoneration and release.	

	CASE TYPE	NEW MINIMUM RETENTION PERIOD	SPECIAL CASE TYPE CHARACTERISTICS/REFERENCES/NOTES
(4)	<p>Court reporter notes</p> <p>(A) Criminal and juvenile proceedings</p> <p>(B) Civil and all other proceedings</p>	<p>Retain notes for 10 years, except as otherwise specified. Notes reporting proceedings in capital felony cases (murder with special circumstances when the prosecution seeks the death penalty and the sentence is death), including notes reporting the preliminary hearing, shall be retained permanently, unless the Supreme Court on request of the court clerk authorizes the destruction.</p> <p>Retain notes for 5 years.</p>	
(5)	<p>Electronic recordings made as the official record of the oral proceedings under the California Rules of Court</p> <p>(A) Infraction and misdemeanor proceedings</p> <p>(B) Criminal proceedings</p> <p>(C) All other proceedings</p>	<p>May be destroyed or deleted any time after final disposition of the case.</p> <p>May be destroyed or deleted after 10 years.</p> <p>May be destroyed or deleted after 5 years.</p>	
(6)	<p>Electronic recordings not made as the official record of the oral proceedings under the California Rules of Court</p>	<p>May be destroyed at any time at the discretion of the court.</p>	

	CASE TYPE	NEW MINIMUM RETENTION PERIOD	SPECIAL CASE TYPE CHARACTERISTICS/REFERENCES/NOTES
(7)	Fee waiver applications	Retain for the same retention period as for records in the underlying case.	
(8)	Judgments within the jurisdiction of the superior court other than in a limited civil case, misdemeanor case, or infraction case	Retain permanently.	
(9)	Judgments in misdemeanor cases, infraction cases, and limited civil cases	Retain for the same retention period as for records in the underlying case.	
(10)	Juror proceedings, including sanctions	Retain 1 year.	
(11)	Minutes	Retain for the same retention period as for records in the underlying case.	
(12)	Orders not associated with an underlying case, such as orders for the destruction of court records for telephone taps, orders to destroy drugs, and other miscellaneous court orders	Retain 1 year.	
(13)	Naturalization index	Retain permanently.	
(14)	Index for cases alleging traffic violations	Retain for the same retention period as for records in the underlying case.	
(15)	Index, except as otherwise specified	Retain permanently.	
(16)	Register of actions or docket	Retain for the same retention period as for records in the underlying case, but in no event less than 10 years for civil and small claims cases.	

11.4.2 Records Retention and Destruction Schedule for Other Case Types

This section includes case types that are not contained in Government Code section [68152](#). Accordingly, there is no statutory or rule guidance on the retention and destruction of these case types. Below are recommended retention periods, derived from retention periods of similar or closely related case types that are described in Government Code section 68152.

CASE TYPE	RECOMMENDED RETENTION PERIOD	SPECIAL CASE TYPE CHARACTERISTICS
Disclosure of juvenile records (Sections 827 and 828 of the Welfare and Institutions Code)	Same retention period as the disclosed documents. See Government Code, section 68152(g) , for juvenile record retention times.	Confidential pursuant to California Rules of Court, rule 5.552(c)–(f) , and Welfare and Institutions Code, sections 827 and 828 as defined—Upon a showing of good cause and court order may allow the petitioning party all or limited dissemination of the juvenile court file or information retained by law enforcement agency.
Mental health petition (Section 5275 of the Welfare and Institutions Code)	Retain 30 [WJ1] years	Confidential pursuant to Welfare and Institutions Code section 5328.15 as defined; in summary the Judicial Officer and the parties to the action are allowed to view the court file.
<i>Riese</i> Hearings (Section 5332 of the Welfare and Institutions Code)	Retain 30 years	Confidential pursuant to Welfare and Institutions Code section 5328.15 as defined; in summary the Judicial Officer and the parties to the action are allowed to view the court file.
Terminate Parental Rights	Retain 30 years	Confidential pursuant to Family Code section 7805 —The child who is subject of the proceeding, the parents or guardian of the child, attorneys for the parties, and any other person designated by the judge are allowed to view the court file.
Subpoenaed Records (Section 1560(d) of the Evidence Code)	Unless admitted as evidence or required as part of the record: (1) Original subpoenaed records should be returned to the custodian of records at the conclusion of trial/hearing; or (2) copies of subpoenaed records should be destroyed at the conclusion of trial/hearing.	

11.4.3 Records Retention and Destruction Schedule for Prefiled and Juror Records

This section includes case types that are not contained in Government Code section 68152. Accordingly, there is no statutory or rule guidance on the retention and destruction of these case types.

CASE TYPE	RECOMMENDED RETENTION PERIOD	SPECIAL CASE TYPE CHARACTERISTICS
Grand Jury Indictments under Penal Code sections 889 and 940	Same period as period for retention of the records in the underlying case category.	Confidential pursuant to Penal Code section 939 as defined—See persons to be permitted during sessions. Penal Code section 939.1 as defined—Public sessions on request under court order.
Jury Questionnaire under Code of Civil Procedure 205(c)-(d)	Same period as period for retention of the records in the underlying case category.	Jury questionnaires are public information. Except as provided in section 10.3.1, “Confidential Records, Jury Information.”
Probation Reports under California Rules of Court, rule 4.411 et seq. and Penal Code section 1203 et seq.	Same period as period for retention of the records in the underlying case category.	Penal Code section 1203.05 as defined, public from date of judgment or probation granted for 60 days; by district attorney or defendant at any time; or by court order after 60 days.
Qualification of Jurors under Code of Civil Procedure sections 203 and 198	Same period as period for retention of the records in the underlying case category.	Code of Civil Procedure section 237 as defined names of qualified jurors are public information upon request. Code of Civil Procedure section 237(2) as defined, juror personal identifying information is sealed.
Wire Taps under Penal Code section 629.50	Mandatory 10 years minimum.	Confidential pursuant to Penal Code section 629.66 —Applications and orders granted shall be sealed by the judge and shall be disclosed only upon a showing of good cause before a judge.

Appendixes

APPENDIX 1—COURT RECORDS DESIGNATED CONFIDENTIAL BY STATUTE OR RULE

GENERAL			
1	Information that must be excluded from court calendars, indexes, and registers of actions	Cal. Rules of Court, rule 2.507(c)	“The following information must be excluded from a court’s electronic calendar, index, and register of actions: (1) Social security number; (2) Any financial information; (3) Arrest warrant information; (4) Search warrant information; (5) Victim information; (6) Witness information; (7) Ethnicity; (8) Age; (9) Gender; (10) Government-issued identification card numbers (i.e., military); (11) Driver’s license number; and (12) Date of birth.”
2	Subpoenaed Records (Section 1560(d) of the Evidence Code)	Evidence Code Section 1560(d) .	Unless the parties to the proceeding otherwise agree, or unless the sealed envelope or wrapper is returned to a witness who is to appear personally, the copy of the records shall remain sealed and shall be opened only at the time of trial, deposition, or upon direction of the judge.
3	Special Immigrant Juvenile Findings	Code Civ. Proc, § 155(c)	If not otherwise protected by state confidentiality laws, information regarding the child’s immigration status must remain confidential and must be available for inspection only by the court, the child who is the subject of the proceeding, the parties, the attorneys for the parties, the child’s counsel, and the child’s guardian.
CIVIL LAW			
1	Request for accommodations by persons with disabilities	Cal. Rules of Court, rule 1.100(c)(4)	“The court must keep confidential all information of the applicant concerning the request for accommodation”; this includes the identity of the applicant, all medical information, and all communications from the applicant.
2	Application to proceed <i>in forma pauperis</i> (aka application for waiver of fees and costs)	Cal. Rules of Court, rule 3.54	Access to the application and to the information in the application is limited to court and authorized persons only.
3	Documents filed under seal (per court order)	Cal. Rules of Court, rule 2.550	A sealed record is a record that by court order is not open to inspection by the public.
4	Documents that are the subject of a motion to seal	Cal. Rules of Court, rule 2.551(b)	A party requesting that a record be filed under seal must lodge it with the court. Pending the court’s ruling, the lodged record will be conditionally under seal. In addition, unredacted memoranda and other documents filed in support of and opposition to the motion must be lodged, conditionally under seal, with redacted versions filed publicly.

5	Confidential documents that may be the subject of a motion to seal	Cal. Rules of Court, rule 2.551(b)	A party that intends to file documents that are subject to a confidentiality agreement or protective order, but does not intend to request that they be filed under seal, must lodge the records, as well as any pleadings or other documents that disclose the contents of the records, with the court. Redacted versions of those documents are filed publicly. Unredacted records are lodged, with notice to parties that the records will be placed in the court file unless a motion to seal is filed and granted. The documents are conditionally under seal for 10 days. If a party moves to seal the documents within that period, or longer if extended by the court, the documents remain conditionally under seal pending the court's ruling on the motion.
6	Records examined by the court in confidence during a confidential <i>in camera</i> proceeding in which a party is excluded	Cal. Rules of Court, rule 2.585	Such records must be filed under seal and must not be disclosed without court order.
7	Records in unlawful detainer actions	Code Civ. Proc., § 1161.2 (a)	For 60 days after the complaint has been filed, access is limited to specific enumerated persons set forth in the statute, including parties and residents of the property. If the defendant prevails in the action within 60 days of the filing of the complaint, access is permanently limited to those specific enumerated persons. An exception excludes records of mobile home park tenancies from this code section; those records are not confidential. In addition, effective January 1, 2011, access to court records is permanently limited to those specified enumerated persons in unlawful detainer cases involving residential property based on section 1161a (holding over after sale under execution, mortgage, or trust deed [foreclosures]) as indicated in the caption of the complaint, unless judgment has been entered, after a trial, for the plaintiff and against all defendants.
8	Records of actions brought under False Claims Act (aka <i>qui tam</i> actions)	Gov. Code, § 12652(c)(2) ; Cal. Rules of Court, rule 2.570	A complaint that is filed by a private person is automatically filed under seal (no sealing order required) for 60 days, longer if extended by the court. During that period, all records in the action are filed under seal and are confidential until the seal is lifted. Access to sealed records is limited to specifically enumerated parties.
9	All information regarding complaints about the conduct of mediators in court-connected mediation programs	Cal. Rules of Court, rule 3.867	All communications, inquiries, complaints, investigations, procedures, deliberations, and decisions about the conduct of a mediator under rule 3.865 must occur in private and must be kept confidential. The presiding judge or a person designated by the presiding judge for this purpose may, at his or her discretion, authorize the disclosure of information or records concerning rule 3.865 complaint procedures that do not reveal any mediation communications.
10	Confidential name change because of domestic violence, stalking, or sexual assault	Code Civ. Proc., § 1277 ; Gov. Code, § 6205 et seq.	The Secretary of State shall keep confidential name changes because of domestic violence, stalking, or sexual assault. Petitions for change of name because of domestic violence, stalking, or sexual assault shall, in lieu of reciting the proposed name, state that the proposed name is confidential and will be on file with the Secretary of State.
11	All certificates of corroborative fact filed in a civil action based on childhood sexual abuse	Code Civ. Proc., § 340.1(p)	Confidential from the public <i>and all parties</i> (except the plaintiff).

12	Social security numbers (SSNs)	Cal. Rules of Court, rule 2.507(c)(1) ; see Gov. Code, § 68107	California Rules of Court, rule 2.507(c) requires that SSNs, along with other personal data, be excluded from any electronic court calendar, index, or register of action. (See the criminal law section below for list of all categories of data to be excluded.) Section 68107 of the Government Code specifically addresses court collection efforts in criminal cases but does state that an SSN obtained for that purpose “is not a public record and shall not be disclosed except for collection purposes.”
13	Records in an action in which prejudgment attachment is sought	Code Civ. Proc., § 482.050 ; Cal. Rules of Court, rule 2.580	Upon request by the plaintiff at the time the complaint is filed, the clerk of the court shall not make the records in the action or the fact of the filing of the action available to the public for as long as 30 days, or sooner upon the filing of the return of service of the notice of hearing and any temporary protective order or writ of attachment. Notwithstanding the above, the clerk shall make the entire file available to any named party or his or her attorney.
CRIMINAL			
1	Sealed juror identification information	Pen. Code, § 95.2	This section makes it a misdemeanor for any person, without court authorization and juror consent, to intentionally provide a defendant juror identification information sealed by the court under Code of Civil Procedure section 237 , where that information is in turn used to commit certain crimes.
2	Criminal juror identifying information	Code Civ. Proc., § 237	Upon the recording of a jury’s verdict in a criminal jury proceeding, the court’s record of personal juror identifying information of trial jurors shall be sealed until further order of the court. Please see criminal section (below) for further details.
3	Sex offense victim address information	Pen. Code, § 293	Allows victims of sex offenses to request that their names remain private and prohibits disclosure of their address information (with enumerated exceptions).
4	All records containing the identity of an alleged sex offense victim	Pen. Code, § 293.5	The court, at the request of the alleged victim, may order the identity of the alleged victim in all records and during all proceedings to be either Jane Doe or John Doe, if the court finds that such an order is reasonably necessary to protect the privacy of the person and will not unduly prejudice the prosecution or the defense.
5	Obscene matter	Pen. Code, § 312	When a conviction becomes final, the court may order any obscene matter or advertisement in its possession or under its control to be destroyed.
6	Two specific records involving victims of identity theft: (1) The police report generated on behalf of the victim under Pen. Code, § 530.6; and (2) The victim’s written request for records regarding the unauthorized use of the victim’s identity made upon	Pen. Code, § 530.8(d)(1)	The aforementioned documents “shall be kept confidential by the court” pending the victim’s petition to receive information pertaining to the unauthorized use of his or her identity.

	the person or entity in possession of the records		
7	Applications and orders regarding wiretaps	Pen. Code, § 629.66	Applications and orders for wiretaps “shall be sealed by the judge” and “shall be disclosed only upon a showing of good cause before a judge.”
8	Peace or custodial officer personnel records	Pen. Code, § 832.7	Peace officer and/or custodial officer personnel records, and records maintained by any state or local agency, or information obtained from these records, are confidential and shall not be disclosed in any criminal or civil proceeding except by discovery pursuant to Evidence Code sections 1043 and 1046.
9	Records of juvenile arrests for misdemeanors	Pen. Code, § 851.7	Any person previously arrested for a misdemeanor while a minor may petition the court for an order sealing the records in the case, including any records of arrest and detention.
10	Records of arrest	Pen. Code, § 851.8	This section sets forth various provisions for sealing and destroying the arrest records of persons subsequently deemed “factually innocent.”
11	Criminal case records following acquittal	Pen. Code, § 851.85	A judge presiding at a trial resulting in an acquittal may order that the records in the case be sealed, including any record of arrest or detention, whenever it appears to the judge that the defendant was “factually innocent.”
12	Records of arrest following finding of actual innocence	Pen. Code, § 851.86	Where defendant’s conviction is set aside based upon a determination that he or she was factually innocent of the charge, the judge shall order that the records in the case be sealed, including any record of arrest or detention, upon the written or oral motion of any party in the case or the court, and with notice to all parties to the case.
13	Records of arrest and court files after completion of diversion program	Pen. Code, § 851.87	A person who successfully completes a prefiling diversion program may petition the court to seal arrest and court files two years after successful completion of the diversion program, and the court may order those records sealed. The sealing order shall not be forwarded to the Department of Justice and has other limitations.
14	Records of arrest and related court files following completion of drug diversion program	Pen. Code, § 851.87	Where a person successfully completes a drug diversion program under Pen. Code §§ 1000, 1000.5, or 1000.8, and it appears to the judge presiding at the hearing where the diverted charges are dismissed that the interests of justice would be served by sealing the records of the arresting agency and related court files and records, the judge may order those records and files to be sealed, upon either the written or oral motion of any party in the case or upon the court’s own motion, and with notice to all parties in the case. The sealing order shall not be forwarded to the Department of Justice and has other limitations.
15	Arrest records and related court files and records, including court indexes and registers of actions	Pen. Code, § 851.90	Whenever a case is dismissed following a defendant’s successful completion of drug diversion under Penal Code section 1000 et seq., the court may, in the interest of justice, seal the records of the arresting agency and related court files and records, including any record of arrest or detention. If the order is made, the clerk of the court shall thereafter not allow access to any

			records concerning the case, including the court file, index, register of actions, or other similar records.
163	Grand jury reports containing unprivileged materials and findings	Pen. Code, § 929	This section sets forth the circumstances under which a grand jury may make available to the public certain information relied on for its “final report” and provides that a judge may require redaction or “masking” of any part of the evidentiary material, findings, or other information to be released, including “the identity of witnesses and any testimony or materials of a defamatory or libelous nature.”
174	Personal information regarding witnesses or victims	Pen. Code, § 964	The court and district attorney shall establish a mutually agreeable procedure to protect the confidential personal information of any witness or victim contained in police reports submitted to a court in support of a complaint, indictment, information, search warrant and/or arrest warrant.
185	Financial statements and/or other financial information of criminal defendants	Pen. Code, § 987(c)	To determine if a defendant qualifies for a public defender, the court may require the defendant to file a financial statement with the court under penalty of perjury, which must remain “confidential and privileged” unless certain, enumerated exceptions apply.
196	Applications by indigent defendants for funds for investigators and/or experts	Pen. Code, § 987.9	“The fact that an application has been made shall be confidential and the contents of the application shall be confidential.” (See subd. (d) for exception(s).)
20	Records of arrest and court records following dismissal pursuant to Penal Code 1170.9	Pen. Code, § 1170.9(h)(4)(D)	When a dismissal pursuant to Pen. Code 1170.9 is granted (criminal offenses related to trauma, injury, substance abuse, or mental health problems stemming from military service), the court has the discretion to order the sealing of police records of the arrest and court records of the dismissed action, thereafter viewable by the public only in accordance with a court order.
2147	Specified victim statements, including statements in lieu of personal appearance	Pen. Code, § 1191.15	With certain, enumerated exceptions, “[w]henever a written, audio, or video statement or statement stored on a CD-ROM, DVD, or other medium is filed with the court, it shall remain sealed until the time set for imposition of judgment and sentence ...”
2248	Results of mandatory AIDS testing	Pen. Code, § 1202.6(f)	With certain, specified exceptions, the results of mandatory AIDS testing for defendants convicted of violating Penal Code section 647(b) “shall be confidential.”
2349	Diagnostic reports from the Director of the Department of Corrections	Pen. Code, § 1203.03	The reports from the Director of the Department of Corrections concerning defendants considered for “treatment services as can be provided at a diagnostic facility” shall “be served only upon the defendant or his counsel, the probation officer, and the prosecuting attorney by the court receiving such report ... [and] ... the information contained therein shall not be disclosed to anyone else without the consent of the defendant. After disposition of the case, all copies of the report, except the one delivered to the defendant or his counsel, shall be filed in a sealed file ...”
2420	Probation reports filed with the court	Pen. Code, § 1203.05	This section sets forth limitations on who may inspect probation reports filed with the court, and when those reports may be inspected.
254	Records of misdemeanor convictions of minors	Pen. Code, § 1203.45	With a few stated exceptions and/or limitations, this section allows for the sealing of “the record of conviction and other official records in the case, including records of arrests resulting in the criminal proceeding and records relating to other offenses charged in the accusatory pleading, whether defendant was acquitted or charges were dismissed.”
262	Three specific sets of records:	Pen. Code, § 1204.5	With certain, specified exceptions, this section prohibits a judge from reading or considering the above records without the defendant’s consent given in open court.

	(1) Any written report of any law enforcement officer or witness to any offense; (2) Any information reflecting the arrest or conviction record of a defendant; and (3) Any affidavit or representation of any kind, verbal or written		
273	State summary criminal history information (i.e., rap sheets)	Pen. Code, § 11142	Makes it a misdemeanor for a person authorized to receive state criminal history information to furnish it to an unauthorized person.
284	State summary criminal history information (i.e., rap sheets)	Pen. Code, § 11143	Generally makes it a misdemeanor for any person to improperly buy, receive, or possess criminal history information.
295	State summary criminal history information (i.e., rap sheets)	Pen. Code, § 11144	Prescribes when information from criminal histories may be disseminated without violation.
3026	Local summary criminal history information (i.e., rap sheets)	Pen. Code, § 13300	Prescribes who may have access to local summary criminal history information.
3127	Local summary criminal history information (i.e., rap sheets)	Pen. Code, § 13302	Makes it a misdemeanor for a criminal justice agency employee to improperly furnish a person's criminal history to an unauthorized recipient.
3228	Local summary criminal history information (i.e., rap sheets)	Pen. Code, § 13303	Makes it a misdemeanor for an authorized recipient of criminal history information to improperly furnish it to an unauthorized recipient.
3329	Local summary criminal history information (i.e., rap sheets)	Pen. Code, § 13304	Generally makes it a misdemeanor for any person to improperly buy, receive, or possess criminal history information.
3430	Local summary criminal history information (i.e., rap sheets)	Pen. Code, § 13305	Prescribes when information from criminal histories may be disseminated without violation.
354	Court records and documents relating to search warrants	Pen. Code, § 1534	"The documents and records of the court relating to the warrant need not be open to the public until the execution and return of the warrant or the expiration of the 10-day period after issuance. Thereafter, if the warrant has been executed, the documents and records shall be open to the public as a judicial record."
362	Peace and custodial officer personnel records	Evid. Code, §§ 1043 , 1045-1047	In conjunction with Penal Code section 832.5 , these sections restrict how the court may review and disclose peace officer personnel records.

373	Exhibits	Cal. Rules of Court, rule 2.400(c)(1)	“The clerk must not release any exhibit except on order of the court.”
384	Reporters’ transcripts of <i>Marsden</i> hearings	Cal. Rules of Court, rule 8.328	“The reporter’s transcript of any hearing held under <i>People v. Marsden</i> (1970) 2 Cal.3d 118 must be kept confidential.”
395	Records on appeal	Cal. Rules of Court, rule 8.610	This rule provides for confidentiality of certain records on appeal.
4036	Juvenile court records	Welf. & Inst. Code, § 781	This section sets forth the procedure for—and consequences of—petitions for sealing juvenile records.
41	Records of marijuana convictions	Health and Saf. Code, § 11361.8(e), (f)	Specified marijuana convictions meeting the requirements of Section 11361.8(e) shall be redesignated by the court as a misdemeanor or infraction or dismissed and the conviction sealed as legally invalid under the Control, Regulate and Tax Adult Use of Marijuana Act.
PROBATE			
1	Confidential Guardian Screening Form (form GC-212)	Cal. Rules of Court, rule 7.1001(c)	This mandatory Judicial Council form regarding the proposed guardian is confidential. It is used by the court and by persons or agencies designated by the court to assist in determining whether a proposed guardian should be appointed. (Cal. Rules of Court, rule 7.1001(c).)
2	Confidential Supplemental Information (form GC-312)	Prob. Code, § 1821(a)	This form regarding the proposed conservatee is confidential. It shall be separate and distinct from the form for the petition. The form shall be made available only to parties, persons given notice of the petition who have requested this supplemental information, or who have appeared in the proceedings, their attorneys, and the court. The court has the discretion to release the information to others if it would serve the interest of the conservatee. The clerk shall make provisions for limiting the disclosure of the report exclusively to persons entitled thereto. (Prob. Code, § 1821(a).)
3	Confidential Conservator Screening Form (form GC-314)	Cal. Rules of Court, rule 7.1050(c)	This mandatory Judicial Council form is confidential. (Cal. Rules of Court, rule 7.1050(c).)
4	Reports regarding proposed guardianship or conservators	Prob. Code, §§ 1513 , 1826	An investigative report created pursuant to Probate Code section 1513 concerning a proposed guardianship is confidential and available only to parties served in the action or their attorneys (generally, parents, legal custodian of child). An investigative report created pursuant to Probate Code section 1826 regarding the proposed conservatee is confidential and available only to those persons specified by statute. Under the statute, the reports on proposed conservatees shall be made available only to parties, persons given notice of the petition who have requested the report, or who have appeared in the proceedings, their attorneys, and the court. The court has the discretion to release the information to others if it would serve the interest of the conservatee. The clerk shall make provisions for limiting the disclosure of the reports on guardianships and conservatorships exclusively to persons entitled thereto. (Prob. Code, §§ 1513(d) & 1826(n).)
5	Investigator’s review reports in conservatorships	Prob. Code, § 1851	These reports are confidential. The information in the reports may be made available only to parties, persons identified in section 1851(b), persons given notice who have requested the report or appeared in the proceeding, their attorneys, and the court. The court has the discretion to release the information to others if it would serve the interests of the conservatee. The clerk shall

			make provisions for limiting the disclosure of the report exclusively to persons entitled thereto. (Prob. Code, §§ 1851(b) & (e).) Subdivision (b) provides for special restricted treatment of attachments containing medical information and confidential criminal information from CLETS. Although the attachments are not mentioned in (e), it is recommended, to be consistent with (b), that they be treated as confidential except to the conservator, conservatee, and their attorneys.
6	Certification of counsel of their qualifications (form GC-010) and certification of completion of continuing education (form GC-011)	Cal. Rules of Court, rule 7.1101	The forms state that they are “confidential for court use only.” They are governed by rule 7.1101, which states only that the certifications must be submitted to the court but not lodged or filed in a case file.
FAMILY			
1	Family conciliation court records	Fam. Code, § 1818	Records and proceedings in Family Conciliation Courts are confidential.
2	Psychological evaluations of children and recommendations regarding custody and visitation; confidentiality; exceptions	Fam. Code, § 3025.5	Any psychological evaluations of children or recommendations regarding custody and visitation proceedings that are submitted to the court shall remain confidential and may be disclosed only to certain people (parties, attorneys, law enforcement officers, judicial officers, family law facilitator).
3	Controlled substances or alcohol abuse testing of persons seeking custody or visitation; grounds for testing; confidentiality of results; penalties for unauthorized disclosure	Fam. Code, § 3041.5	Test results for controlled substances or alcohol abuse of persons seeking custody or visitation shall remain confidential and maintained in a sealed record in the court file. These results may not be released to anyone except the court, the parties, their attorneys, the Judicial Council, and any other person whom the court expressly grants access by written order made with prior notice to all parties.
4	Child custody evaluations; reports; confidentiality, and use	Fam. Code, § 3111	Child custody evaluation reports are available only to the court, the parties, and their attorneys.
5	Confidentiality of mediation proceedings	Fam. Code, § 3177	Mediation proceedings shall be held in private and shall be confidential. All communications, verbal or written, from the parties to the mediator made in the proceeding are official information within the meaning of Evidence Code section 1040 .
6	Recommendations to court as to custody or visitation, investigation, restraining orders, and minor’s counsel	Fam. Code, §§ 3183 and 3184	Mediator may submit recommendations to the court as to the custody of or visitation with the child except as is provided in Family Code section 3188.

7	Confidential mediation program	Fam. Code, § 3188 (not operative pursuant to subd. (b) because of lack of budget allocation)	In a court that adopts a confidential mediation program, the mediator may not make a recommendation as to custody or visitation to anyone other than the disputing parties, exceptions noted in statute.
8	State and federal income tax returns; submission to court; examination and discovery	Fam. Code, § 3552	Tax returns are confidential court records.
9	Criminal history search; prior restraining orders	Fam. Code, § 6306	Information found in a search for person to restrained's prior criminal history must be kept confidential in certain circumstances (see subd. (a)); the information may be reviewed or disclosed to certain persons involved in the case.
10	Hearing or trial in closed court; papers and records, inspection	Fam. Code, § 7643	With the exception of the final judgment, records in Uniform Parentage Act proceedings are closed to the public.
11	Inspection of petitions, reports, and court records and briefs	Fam. Code, § 7805	<p>A petition to terminate parental rights or a report of the probation officer or county social services department may be inspected only by the following persons:</p> <ol style="list-style-type: none"> (1) Court personnel. (2) The child who is the subject of the proceeding. (3) The parents or guardian of the child. (4) The attorneys for the parties. (5) Any other person designated by the judge. <p>On appeal to the court of appeal or the Supreme Court, the court record and briefs filed by the parties may be inspected only by the following persons:</p> <ol style="list-style-type: none"> (1) Court personnel. (2) A party to the proceeding. (3) The attorneys for the parties. (4) Any other person designated by the presiding judge of the court before which the matter is pending. <p>The court and/or probation officer may provide information in a termination of parental rights case, if it is believed that the welfare of the child will be promoted, to any of the following:</p> <ol style="list-style-type: none"> (1) The State Department of Social Services. (2) A county welfare department. (3) A public welfare agency. (4) A private welfare agency licensed by the State Department of Social Services.
12	Privacy rights; confidentiality of records	Fam. Code, § 17212	All child and spousal support enforcement records are confidential, and shall not be released for any purpose not directly connected with the administration of the child and spousal support enforcement program. Information regarding the location of one party or the child shall not be

			disclosed to another party, or to the attorney of any other party, if a protective order has been issued by a court or administrative agency with respect to the party, a good cause claim under Section 11477.04 of the Welfare and Institutions Code has been approved or is pending, or the public agency responsible for establishing paternity or enforcing support has reason to believe that the release of the information may result in physical or emotional harm to the party or the child. The information shall be omitted from any pleading or document to be submitted to the court. A proof of service filed by the local child support agency shall not disclose the address where service of process was accomplished. Instead, the local child support agency shall keep the address in its own records. Authorized disclosures are described in the statute.
13	Inspection of documents; authorization; fee; deletion of identification of birth parents; certificate of adoption	Fam. Code, § 9200	Documents relating to adoption proceedings are confidential and may be seen only by the parties, their attorneys, and the child welfare agency. The name and identifying information regarding the child's birth parents shall not be disclosed to anyone receiving the documents unless the adoption is by a stepparent or second-parent.
14	Confidentiality	Cal. Rules of Court, rule 3.854	This covers guidelines for mediators with respect to confidentiality.
15	Court-connected child custody mediation	Cal. Rules of Court, rule 5.210(d)(1)(F) & (G), (h)(3)	Mediators must protect the confidentiality of the parties and the child by not releasing information about the case except as is authorized.
16	Domestic violence protocol for Family Court Services	Cal. Rules of Court, rule 5.215(e), (f)(2), (g)(3)	Family Court Services (FCS) staff must make reasonable efforts to keep contact/identifying information confidential on FCS documents when dealing with domestic violence cases.
JUVENILE			
1	Information available for juvenile court proceedings regarding best interest of child; confidentiality	Welf. & Inst. Code, § 204	Any information provided to the court under this section to make a determination regarding the best interest of the child may be released to authorized persons; however, if the information is confidential, it shall remain confidential and not be released to others except as is necessary.
2	Admission of public and persons having interest in case; confidentiality of name; disclosure of court documents	Welf. & Inst. Code, § 676	Unless requested by the minor, the public shall not be admitted to a juvenile court hearing; the name of a minor found who has committed one of the juvenile offenses listed in Welfare and Institutions Code section 676 shall not be confidential unless the court, for good cause, so orders; when a petition is sustained for any of these offenses, the charging petition, the minutes of the proceeding, and the orders of adjudication and disposition of the court contained in the court file may be available for public inspection; the probation officer or any party may petition the juvenile court to prohibit disclosure to the public of any file or record.
3	Records related to any petition dismissed under Welf. & Inst. Code, § 786	Welf. & Inst. Code, § 786	The court must order sealed all records related to any petition dismissed under Welfare and Institutions Code section 786 that are in the custody of the juvenile court, law enforcement agencies, the probation department, and the Department of Justice. The procedures for sealing these records are stated in Welfare and Institutions Code section 786.

4	Juvenile court record	Welf. & Inst. Code, § 825	The order and findings of the superior court in each case under the provisions of this chapter shall be entered in a suitable book or other form of written record that shall be kept for that purpose and known as the “juvenile court record.”
5	Release or destruction of court record; reproduction	Welf. & Inst. Code, § 826 (et seq.)	The juvenile court records include all records and papers, any minute book entries, dockets, and judgment dockets. These records may be destroyed after five years from the date on which jurisdiction of the juvenile court is terminated; they must be destroyed by order of the court under various circumstances, outlined below; records may also be released to the juvenile who is the subject of the proceeding.
6	Juvenile case file inspection; confidentiality; release; probation reports; destruction of records; liability	Welf. & Inst. Code, § 827	Only certain persons may inspect juvenile case files; special rules apply when a deceased child is involved; further description of protocol for access/release of information in the files.
7	Computerized database system; authorized access; security procedures	Welf. & Inst. Code, § 827.1	A city/county may establish a computerized database system for intercounty/city exchange of information regarding minors under the jurisdiction of the juvenile court and may be accessed by authorized personnel under certain circumstances; this system must have security procedures to block unauthorized personnel from accessing the data.
8	Commission of felony; notice; disclosure of information	Welf. & Inst. Code, § 827.2	Information received regarding a juvenile’s commission of a felony shall be held in confidence, with limited exceptions.
9	Commission of serious felony; minor in custody; hearing commenced; disclosure of name	Welf. & Inst. Code, § 827.5	Notwithstanding any other provision of law except sections 389 and 781 of Welfare and Institutions Code and section 1203.45 of the Penal Code, a law enforcement agency may disclose the name of any minor 14 years of age or older taken into custody for the commission of any serious felony, as defined in subdivision (c) of section 1192.7 of the Penal Code, and the offenses allegedly committed, upon the request of interested persons, following the minor’s arrest for that offense.
10	Commission for violent offense; release of information	Welf. & Inst. Code, § 827.6	A law enforcement agency may release the name, description, and the alleged offense of any minor alleged to have committed a violent offense, as defined in subdivision (c) of section 667.5 of the Penal Code, and against whom an arrest warrant is outstanding, if the release of this information would assist in apprehending the minor or protecting public safety. Neither the agency nor the city, county, or city and county in which the agency is located, shall be liable for civil damages resulting from release of this information.
11	Disclosure of juvenile police records	Welf. & Inst. Code, § 827.9	Records or information gathered by law enforcement agencies relating to the taking of a minor into custody, temporary custody, or detention (juvenile police records) should be confidential. See subdivision (b) of the Welfare and Institutions Code for list of persons or entities that law enforcement may release a copy of a juvenile police record to.
12	Disclosure of information gathered by law enforcement agency; release of descriptive information about minor escapees	Welf. & Inst. Code, § 828	With exceptions, information gathered by a law enforcement agency relating to taking the minor into custody can be disclosed to another law enforcement agency; the law enforcement agency may release the name of, and any descriptive information about, the minor.

13	Confidentiality of records	Cal. Rules of Court, rule 5.552	In conjunction with Welfare and Institutions Code sections 827 and 828 , this rule sets forth the procedure for review of otherwise confidential juvenile court records.
14	School district police or security department; disclosure of juvenile criminal records; protection of vulnerable school staff and other students	Welf. & Inst. Code, § 828.1	There is a limitation to the confidentiality of juvenile criminal records in cases involving serious acts of violence—although any dissemination should be as limited as possible and take into consideration school-related issues.
15	Crimes against property, students, or personnel of school; juvenile custody or commission; information sharing	Welf. & Inst. Code, § 828.3	Notwithstanding any other provision of law, information relating to the taking of a minor into custody on the basis that he or she has committed a crime against the property, students, or personnel of a school district or a finding by the juvenile court that the minor has committed such a crime may be exchanged between law enforcement personnel, the school district superintendent, and the principal of a public school in which the minor is enrolled as a student if the offense was against the property, students, or personnel of that school.
16	Review of juvenile court records; suitability for release	Welf. & Inst. Code, § 829	Notwithstanding any other provision of law, the Board of Prison Terms, in order to evaluate the suitability for release of a person before the board, shall be entitled to review juvenile court records that have not been sealed, concerning the person before the board, if those records relate to a case in which the person was found to have committed an offense that brought the person within the jurisdiction of the juvenile court pursuant to Section 602.
17	Nonprivileged information and writings; disclosure among members of juvenile justice multidisciplinary team	Welf. & Inst. Code, § 830.1	<p>Notwithstanding any other provision of law, members of a juvenile justice multidisciplinary team engaged in the prevention, identification, and control of crime, including, but not limited to, criminal street gang activity, may disclose and exchange nonprivileged information and writings to and with one another relating to any incidents of juvenile crime, including criminal street gang activity, that may also be part of a juvenile court record or otherwise designated as confidential under state law if the member of the team having that information or writing reasonably believes it is generally relevant to the prevention, identification, or control of juvenile crime or criminal street gang activity. Every member of a juvenile justice multidisciplinary team who receives such information or writings shall be under the same privacy and confidentiality obligations and subject to the same penalties for violating those obligations as the person disclosing or providing the information or writings. The information obtained shall be maintained in a manner that ensures the protection of confidentiality.</p> <p>As used in this section, “nonprivileged information” means any information not subject to a privilege pursuant to Division 8 (commencing with Section 900) of the Evidence Code.</p> <p>As used in this section, “multidisciplinary team” means any team of three or more persons, the members of which are trained in the prevention, identification, and control of juvenile crime, including, but not limited to, criminal street gang activity, and are qualified to provide a broad range of services related to the problems posed by juvenile crime and criminal street gangs. The team may include, but is not limited to,</p>

			<ul style="list-style-type: none"> (a) Police officers or other law enforcement agents (b) Prosecutors (c) Probation officers (d) School district personnel with experience or training in juvenile crime or criminal street gang control (e) Counseling personnel with experience or training in juvenile crime or criminal street gang control (f) State, county, city, or special district recreation specialists with experience or training in juvenile crime or criminal street gang control.
18	Immigration status	Welf. & Inst. Code, § 831	Juvenile court records should remain confidential regardless of a juvenile’s immigration status. (Welf. & Inst. Code, § 831(a).) Juvenile information may not be disclosed or disseminated to federal officials absent a court order upon filing a petition under Welfare and Institutions Code section 827(a). (Welf. & Inst. Code, § 831(b)–(c).) Juvenile information may not be attached to any documents given to or provided by federal officials absent prior approval of the presiding judge of the juvenile court under Welfare and Institutions Code section 827(a)(4). (Welf. & Inst. Code, § 831(d).) “Juvenile information” includes the “juvenile case file” as defined in Welfare and Institutions Code section 827(e), as well as information regarding the juvenile such as the juvenile’s name, date or place of birth, and immigration status. (Welf. & Inst. Code, § 831(e).)
19	Records of mental health treatment or services	Welf. & Inst. Code, § 5328 et seq.	Records of mental health treatment, services, or confinement are confidential as described in the Welfare and Institutions Code section 5328 et seq.
20	Confidentiality; rules and regulations; violations; disclosure of confidential information regarding criminal act	Welf. & Inst. Code, § 10850 et seq.	All records and information regarding the identity of applicants for or recipients of public social services grants are confidential and not open to examination for any purpose not directly involved with the administration of the grant program or any investigation, prosecution, or criminal or civil proceeding conducted regarding the administration of the program. Exceptions and authorizations of disclosure are listed in the codes.

APPENDIX 2—ROTATION ASSIGNMENT FOR LONGITUDINAL SAMPLE
California Rules of Court, Rule [10.855](#)
As of July 1, 2016

Year of Filing	CALIFORNIA SUPERIOR COURTS		
	Group 1	Group 2	Group 3
1912	Alpine	Placer	Kern
1913	Amador	Sutter	Monterey
1914	Del Norte	Tuolumne	Santa Clara
1915	Trinity	Yuba	Ventura
1916	Colusa	Tehama	Alameda
1917	Plumas	Siskiyou	Stanislaus
1918	Butte	Fresno	Tulare
1919	Humboldt	Yolo	Solano
1920	Mariposa	Santa Cruz	Sonoma
1921	Inyo	Lake	San Diego
1922	Glenn	Lake	San Diego
1923	Mono	Marin	Santa Barbara
1924	San Benito	Napa	San Bernardino
1925	Sierra	Mendocino	San Joaquin
1926	Imperial	Merced	San Mateo
1927	Kings	Madera	San Francisco
1928	Modoc	Shasta	Los Angeles
1929	Lassen	Contra Costa	Riverside
1930	El Dorado	Nevada	Sacramento
1931	Calaveras	San Luis Obispo	Orange
1932	Alpine	Placer	Kern
1933	Amador	Sutter	Monterey
1934	Del Norte	Tuolumne	Santa Clara
1935	Trinity	Yuba	Ventura
1936	Colusa	Tehama	Alameda
1937	Plumas	Siskiyou	Stanislaus
1938	Butte	Fresno	Tulare
1939	Humboldt	Yolo	Solano
1940	Mariposa	Santa Cruz	Sonoma
1941	Inyo	Lake	San Diego
1942	Glenn	Marin	Santa Barbara
1943	Mono	Napa	San Bernardino
1944	San Benito	Mendocino	San Joaquin

Year of Filing	CALIFORNIA SUPERIOR COURTS		
	Group 1	Group 2	Group 3
1945	Sierra	Merced	San Mateo
1946	Imperial	Madera	San Francisco
1947	Kings	Shasta	Los Angeles
1948	Modoc	Contra Costa	Riverside
1949	Lassen	Nevada	Sacramento
1950	El Dorado	San Luis Obispo	Orange
1951	Calaveras	Placer	Kern
1952	Alpine	Sutter	Monterey
1953	Amador	Tuolumne	Santa Clara
1954	Del Norte	Yuba	Ventura
1955	Trinity	Tehama	Alameda
1956	Colusa	Siskiyou	Stanislaus
1957	Plumas	Fresno	Tulare
1958	Butte	Yolo	Solano
1959	Humboldt	Santa Cruz	Sonoma
1960	Mariposa	Lake	San Diego
1961	Inyo	Marin	Santa Barbara
1962	Glenn	Napa	San Bernardino
1963	Mono	Mendocino	San Joaquin
1964	San Benito	Merced	San Mateo
1965	Sierra	Madera	San Francisco
1966	Imperial	Shasta	Los Angeles
1967	Kings	Contra Costa	Riverside
1968	Modoc	Nevada	Sacramento
1969	Lassen	San Luis Obispo	Orange
1970	El Dorado	Placer	Kern
1971	Calaveras	Sutter	Monterey
1972	Alpine	Tuolumne	Santa Clara
1973	Amador	Yuba	Ventura
1974	Del Norte	Tehama	Alameda
1975	Trinity	Siskiyou	Stanislaus
1976	Colusa	Fresno	Tulare
1977	Plumas	Yolo	Solano
1978	Butte	Santa Cruz	Sonoma
1979	Humboldt	Lake	San Diego
1980	Mariposa	Marin	Santa Barbara
1981	Inyo	Napa	San Bernardino

Year of Filing	CALIFORNIA SUPERIOR COURTS		
	Group 1	Group 2	Group 3
1982	Glenn	Mendocino	San Joaquin
1983	Mono	Merced	San Mateo
1984	San Benito	Madera	San Francisco
1985	Sierra	Shasta	Los Angeles
1986	Imperial	Contra Costa	Riverside
1987	Kings	Nevada	Sacramento
1988	Modoc	San Luis Obispo	Orange
1989	Lassen	Placer	Kern
1990	El Dorado	Sutter	Monterey
1991	Calaveras	Tuolumne	Santa Clara
1992	Alpine	Yuba	Ventura
1993	Amador	Tehama	Alameda
1994	Del Norte	Siskiyou	Stanislaus
1995	Trinity	Fresno	Tulare
1996	Colusa	Yolo	Solano
1997	Plumas	Santa Cruz	Sonoma
1998	Butte	Lake	San Diego
1999	Humboldt	Marin	Santa Barbara
2000	Mariposa	Napa	San Bernardino
2001	Inyo	Mendocino	San Joaquin
2002	Glenn	Merced	San Mateo
2003	Mono	Madera	San Francisco
2004	San Benito	Shasta	Los Angeles
2005	Sierra	Contra Costa	Riverside
2006	Imperial	Nevada	Sacramento
2007	Kings	San Luis Obispo	Orange
2008	Modoc	Placer	Kern
2009	Lassen	Sutter	Monterey
2010	El Dorado	Tuolumne	Santa Clara
2011	Calaveras	Yuba	Ventura
2012	Alpine	Tehama	Sonoma
2013	Amador	Siskiyou	Stanislaus
2014	Colusa	Santa Cruz	Tulare
2015	Trinity	Yolo	Solano
2016	Del Norte	Fresno	Alameda
2017	Plumas	Lake	San Diego
2018	Butte	Marin	Santa Barbara
2019	Humboldt	Napa	San Bernardino
2020	Mariposa	Mendocino	San Joaquin

Year of Filing	CALIFORNIA SUPERIOR COURTS		
	Group 1	Group 2	Group 3
2021	Inyo	Merced	San Mateo
2022	Glenn	Madera	San Francisco
2023	Mono	Shasta	Los Angeles
2024	San Benito	Contra Costa	Riverside
2025	Sierra	Nevada	Sacramento
2026	Imperial	San Luis Obispo	Orange
2027	Kings	Placer	Kern
2028	Modoc	Sutter	Monterey
2029	Lassen	Tuolumne	Santa Clara
2030	El Dorado	Yuba	Ventura
2031	Calaveras	Tehama	Alameda
2032	Alpine	Siskiyou	Stanislaus
2033	Amador	Fresno	Tulare
2034	Del Norte	Yolo	Solano
2035	Trinity	Santa Cruz	Sonoma
2036	Colusa	Lake	San Diego
2037	Plumas	Marin	Santa Barbara
2038	Butte	Napa	San Bernardino
2039	Humboldt	Mendocino	San Joaquin
2040	Mariposa	Merced	San Mateo
2041	Inyo	Madera	San Francisco
2042	Glenn	Shasta	Los Angeles
2043	Mono	Contra Costa	Riverside
2044	San Benito	Nevada	Sacramento
2045	Sierra	San Luis Obispo	Orange
2046	Imperial	Placer	Kern
2047	Kings	Sutter	Monterey
2048	Modoc	Tuolumne	Santa Clara
2049	Lassen	Yuba	Ventura
2050	El Dorado	Tehama	Alameda
2051	Calaveras	Siskiyou	Stanislaus
2052	Alpine	Fresno	Tulare
2053	Amador	Yolo	Solano
2054	Del Norte	Santa Cruz	Sonoma
2055	Trinity	Lake	San Diego
2056	Colusa	Marin	Santa Barbara

Index

(Index will be developed in the next version of TCRM.)

TAB B

**2018 CEAC Annual Agenda
(Action Required)**

Court Executives Advisory Committee (CEAC)
Annual Agenda¹—2018

Approved by the Executive and Planning Committee (E&P): [Date]

I. COMMITTEE INFORMATION

Chair:	Ms. Kimberly Flener, Court Executive Officer, Superior Court of Butte County
Lead Staff:	Ms. Claudia Ortega, Senior Analyst, Judicial Council and Trial Court Leadership
<p>Committee’s Charge/Membership: The Court Executives Advisory Committee (CEAC) makes recommendations to the council on policy issues affecting the trial courts (Cal. Rules of Court, rule 10.48(a)).</p> <p>In addition to this charge, the committee has the following additional duties (Cal. Rules of Court, rule 10.48(b)):</p> <ol style="list-style-type: none">1) Recommend methods and policies to improve trial court administrators' access to and participation in council decision making;2) Review and comment on legislation, rules, forms, standards, studies, and recommendations concerning court administration proposed to the council;3) Review and make proposals concerning the Judicial Branch Statistical Information System or other large-scope data collection efforts;4) Suggest methods and policies to increase communication between the council and the trial courts; and5) Meet periodically with the Judicial Council’s executive team to enhance branch communications. <p>CEAC: Per rule 10.48(c), CEAC consists of the court executive officers from the 58 California superior courts.</p> <p>Executive Committee of CEAC: 18 members. Per rule 10.48(d), the Executive Committee consists of the following members:</p> <ul style="list-style-type: none">▪ The nine court executive officers or interim/acting court executive officers from the nine trial courts that have 48 or more judges;▪ Four court executive officers from trial courts that have 16 to 47 judges;▪ Two court executive officers from trial courts that have 6 to 15 judges;▪ Two court executive officers from trial courts that have 2 to 5 judges; and▪ One at-large member appointed from the trial courts by the committee chair to a one-year term.	

¹ The annual agenda outlines the work a committee will focus on in the coming year and identifies areas of collaboration with other advisory bodies and the Judicial Council staff resources.

Subcommittees/Working Groups²:

1. TCPJAC/CEAC Joint Legislation Subcommittee
2. TCPJAC/CEAC Joint Rules Subcommittee
3. TCPJAC/CEAC Joint Working Group to Assess Issues Related to Body Cameras Worn by Law Enforcement
4. TCPJAC/CEAC Ad Hoc Joint Technology Working Group
5. Nominations Subcommittee
6. Records Management Subcommittee
7. JBSIS Working Group
8. (New) Standards of Judicial Administration Working Group
9. Trial Court Facilities Working Group
10. (New) Ad Hoc Child Support Services Working Group

² California Rules of Court, rule 10.30 (c) allows an advisory body to form subgroups, composed entirely of current members of the advisory body, to carry out the body's duties, subject to available resources, with the approval of its oversight committee.

II. COMMITTEE PROJECTS

#	New or One-Time Projects ³	
1.	Project Title: <i>Assess Issues Related to the Body Cameras Worn by Law Enforcement</i>	Priority 2 ⁴
<p>Project Summary⁵: The TCPJAC/CEAC Joint Working Group to Assess Issues Related to Body Cameras Worn by Law Enforcement is charged with assessing:</p>		
<ul style="list-style-type: none"> • Physical and electronic storage of evidence that comes from law enforcement body cameras; • Issues relating to the presence of body-worn cameras brought into the court by officers appearing on legal matters. Review and recommend policies and procedures for trial courts; and • Other related issues that may arise as the working group delves into this subject. 		
<p>Status/Timeline: Projected completion date is 2018. Charge of the working group was reassessed and revised in light of the Digital Evidence Workstream established by the Information Technology Advisory Committee in August 2017.</p>		
<p>Resources/Partners: Superior Courts.</p>		
<p>JCC Staff Resources: Judicial Council and Trial Court Leadership for staffing of the working group.</p>		
<p>AC Collaboration: <u>Collaboration with the Trial Court Presiding Judges Advisory Committee (TCPJAC) and Information Technology Advisory Committee. Possible consultation with the Court Security Advisory Committee and the Criminal Law Advisory Committee.</u></p>		
<p>External Stakeholders: None.</p>		

³ All proposed projects for the year must be included on the Annual Agenda. If a project implements policy or is a program, identify it as *implementation* or a *program* in the project description and attach the Judicial Council authorization/assignment or prior approved Annual Agenda to this Annual Agenda.

⁴ For non-rules and forms projects, select priority level 1 (must be done) or 2 (should be done). For rules and forms proposals, select one of the following priority levels: 1(a) Urgently needed to conform to the law; 1(b) Urgently needed to respond to a recent change in the law; 1(c) Adoption or amendment of rules or forms by a specified date required by statute or council decision; 1(d) Provides significant cost savings and efficiencies, generates significant revenue, or avoids a significant loss of revenue; 1(e) Urgently needed to remedy a problem that is causing significant cost or inconvenience to the courts or the public; 1(f) Otherwise urgent and necessary, such as a proposal that would mitigate exposure to immediate or severe financial or legal risk; 2(a) Useful, but not necessary, to implement statutory changes; 2(b) Helpful in otherwise advancing Judicial Council goals and objectives.

⁵ A key objective is a strategic aim, purpose, or “end of action” to be achieved for the coming year.

#	New or One-Time Projects ³	
2.	<p><u>Project Title</u> <u>Review and comment on future iterations of the model Plans of Cooperation (POCs) between the trial courts and the Department of Child Support Services.</u></p>	<p><i>Priority 2</i></p>
<p><u>Project Summary:</u> <u>Through the new Ad Hoc Child Support Services Working Group, CEAC will convene every other January to work in consultation with Center for Families, Children and the Courts and the Department of Child Support Services (DCSS) to review and comment on future iterations of the model Plans of Cooperation (POCs) between the trial courts and DCSS. When necessary, the working group will also develop comments and/or recommendations (for CEAC’s approval) concerning recommendations proposed by the AB 1058 Funding Allocation Joint Subcommittee of the Trial Court Budget Advisory Committee and Family and Juvenile Law Advisory Committee. Additionally, the working group will develop comments and/or recommendations (for CEAC’s approval) concerning recommendations proposed by Workload Assessment Advisory Committee regarding the development of AB 1058 data for the Judicial Branch Statistical Information System (JBSIS). The working group will also convene to address any other critical issues related to the POCs and AB 1058 that might arise in the interim.</u></p> <p><u>Status/Timeline:</u> <u>Ongoing.</u></p> <p><u>Resources/Partners:</u> <u>Department of Child Support Services.</u></p> <p><u>JCC Staff Resources:</u> <u>Judicial Council and Trial Court Leadership; Center for Families, Children and the Courts; and Office of Court Research.</u></p> <p><u>AC Collaboration:</u> <u>Trial Court Budget Advisory Committee; Family and Juvenile Law Advisory Committee; and Workload Assessment Advisory Committee.</u></p> <p><u>External Stakeholders:</u> <u>None.</u></p>		

#	New or One-Time Projects ³	
3.	<u>Project Title: Review Standards of Judicial Administration to Clarify and Improve Access to Justice Measures</u>	<i>Priority 2</i>
<p><i>Project Summary:</i> <u>CEAC, through a new working group and in cooperation with TCPJAC, will review the existing Standards of Judicial Administration and recommend additions, deletions, and/or revisions to performance measures to improve our ability to communicate the state of the courts to each other, other branches of government, and the public. This effort would seek to expand existing measures that focus solely on time to disposition to include broader access measures (e.g., potential standards for self-help center hours, clerks’ office hours, etc.).</u></p> <p><i>Status/Timeline:</i> <u>2020.</u></p> <p><i>Resources/Partners:</i> <u>None.</u></p> <p><i>JCC Staff Resources:</i> <u>Related Judicial Council divisions.</u></p> <p><i>AC Collaboration:</i> <u>Trial Court Presiding Judges Advisory Committee and other related advisory bodies.</u></p> <p><i>External Stakeholders:</i> <u>None.</u></p>		

#	Ongoing Projects and Activities	
1.	Project Title: Develop, Review, Comment, and Make Recommendations on Proposed Legislation to Establish New and/or Amend Existing Laws	<i>Priority 1</i>
<p>Project Summary: The TCPJAC/CEAC Joint Legislation Subcommittee (JLS) monitors proposed and existing legislation that has a significant operational or administrative impact on the trial courts. The subcommittee also reviews proposals to create, amend, or repeal statutes to achieve cost savings or greater efficiencies for the trial courts and recommend proposals for future consideration by the Policy Coordination and Liaison Committee (PCLC).</p> <p>Status/Timeline: Ongoing.</p> <p>Resources/Partners: None.</p> <p>JCC Staff Resources: Governmental Affairs for subject matter presentation and expertise. Judicial Council and Trial Court Leadership for staffing of the subcommittee.</p> <p>AC Collaboration: 10 TCPJAC members joining 10 members from CEAC.</p> <p>External Stakeholders: None.</p>		
2.	Project Title: Develop, Review, and/or Provide Input on Proposals to Establish, Amend, or Repeal the California Rules of Court, Standards on Judicial Administration, and Forms; Make Recommendations on the Rule Making Process	<i>Priority 1</i>
<p>Project Summary: The TCPJAC/CEAC Joint Rules Subcommittee (JRS) develops, reviews, and provides input on proposals to establish, amend, or repeal the California Rules of Court, Standards of Judicial Administration, and forms to improve the efficiency or effectiveness of the trial courts. The subcommittee focuses on those proposals that may lead to a significant fiscal or operational impact on the trial courts. Additionally, the subcommittee makes recommendations to the Rules and Projects Committee (RUPRO) concerning the overall rule making process.</p> <p>Status/Timeline: Ongoing.</p> <p>Resources/Partners: None.</p>		

#	Ongoing Projects and Activities	
	<p>JCC Staff Resources: Legal Services for subject matter presentation and expertise. Judicial Council and Trial Court Leadership for staffing of the subcommittee.</p> <p>AC Collaboration: RUPRO; chair and/or staff of proposing committees when necessary; 6 TCPJAC members joining 6 members from CEAC.</p> <p>External Stakeholders: None.</p>	
3.	Project Title: Review and Make Recommendations on Court Technology Proposals and Recommendations	Priority 2
	<p>Project Summary: The <u>TCPJAC/CEAC Joint Ad Hoc Court Technology Working Group</u> reviews and provides, on an as-needed basis, early presiding judge and court executive officer input on court technology proposals and recommendations that have a direct impact on court operations. The <u>working group</u> also provides input and feedback on various technology issues being addressed by the Judicial Council Technology Committee and the Information Technology Advisory Committee. The subcommittee is charged to provide preliminary feedback on technology proposals on behalf of the TCPJAC and CEAC. Input on more substantive technology policy decisions will first be vetted by the working group and then presented to the TCPJAC and CEAC for final review.</p> <p>Status/Timeline: Ongoing. <u>Group was changed from a standing subcommittee to an ad hoc working group that would meet as needed.</u></p> <p>Resources/Partners: None.</p> <p>JCC Staff Resources: Legal Services and Information Technology for subject matter presentation and expertise. Judicial Council and Trial Court Leadership for staffing of the working group.</p> <p>AC Collaboration: Comprised of TCPJAC and CEAC members.</p> <p>External Stakeholders: None.</p>	
4.	Project Title: Support the Language Access Plan Implementation Task Force and Focus on Local Operational Matters Related to the Future Implementation of the Language Access Plan in All Trial Courts	Priority 2

#	Ongoing Projects and Activities	
	<p>Project Summary: CEAC will support the Language Access Plan Implementation Task Force in fulfilling its charge by providing any needed data, fiscal and other estimates, and input on its proposals and recommendations when requested by its chair.</p> <p>As the task force continues with its work, CEAC will also focus on local operational matters related to the future implementation of the Language Access Plan in all trial courts. These local operational matters include the following:</p> <ol style="list-style-type: none"> 1. Identify local resources and strategies for the expansion of justice services to limited English proficient litigants; 2. Evaluate and recommend opportunities for trial courts to share and leverage innovations and enhancements related to the expansion of justice services to limited English proficient litigants; and 3. Recommend best practices related to the local management of language access resources and services including how best to integrate them into other areas of local court operations in a manner that increases interpreter and other language access effectiveness. <p>Status/Timeline: 20178.</p> <p>Resources/Partners: None.</p> <p>JCC Staff Resources: Judicial Council and Trial Court Leadership and Court Interpreter’s Program.</p> <p>AC Collaboration: Language Access Plan Implementation Task Force.</p> <p>External Stakeholders: Interpreters and litigants.</p>	
5.	Project Title: Trial Court Facilities Working Group	Priority 2
	<p>Project Summary: Through this new working group, CEAC will:</p> <ul style="list-style-type: none"> • Review and provide, on an as needed basis, early court executive officer input on facility related proposals and recommendations that have a direct impact on court operations; and • Discuss strategies and best practices for courts facing delayed court construction projects and provide input, as appropriate, to the Court Facility Advisory Committee (CFAC) on advocacy efforts. <p>The working group will also provide input and feedback on various facility issues being addressed by the Judicial Council Facility Modification Advisory Committee and CFAC. The working group is charged with providing preliminary feedback on facility proposals on</p>	

#	Ongoing Projects and Activities
---	---------------------------------

	<p>behalf of CEAC. Input on more substantive facility policy decisions will first be vetted by the subcommittee and then presented CEAC for final review.</p> <p><i>Status/Timeline:</i> 2017<u>8</u>.</p> <p><i>Resources/Partners:</i> None.</p> <p><i>JCC Staff Resources:</i> Judicial Council and Trial Court Leadership and Facilities Services.</p> <p><i>AC Collaboration:</i> Possible consultation with the Court Facilities Advisory Committee and the Trial Court Facility Modification Advisory Committee.</p> <p><i>External Stakeholders:</i> None.</p>
--	--

6.	<p>Project Title: Strengthen the Role of Court Executive Officers in Outreach to the Legislative and Executive Branches</p>	<p>Priority 2</p>
----	--	--------------------------

	<p><i>Project Summary:</i> CEAC will conduct outreach with the legislature with a focus on legislative staff in both the local districts and in the Capitol. This effort will entail the development of outreach materials for court executive officers and perhaps educational sessions with legislative staff to educate them on the judicial branch budget and the fiscal/operational needs of the trial courts.</p> <p>CEAC will also seek to strengthen communication with the Executive Branch and with the Department of Finance in particular. It will do so in consultation with the Judicial Council’s Administrative Director, Governmental Affairs, and Budget Services.</p> <p><i>Status/Timeline:</i> Ongoing.</p> <p><i>Resources/Partners:</i> None.</p> <p><i>JCC Staff Resources:</i> Judicial Council’s Administrative Director, Governmental Affairs, and Budget Services.</p> <p><i>AC Collaboration:</i> None.</p>
--	--

#	Ongoing Projects and Activities	
	<i>External Stakeholders:</i> None.	
7.	Project Title: Update the Trial Court Records Manual (TCRM) and Review and Make Recommendations to Statutes and Rules of Court Governing Trial Court Records Management	Priority 2
<p>Project Summary: Through the Records Management Subcommittee, CEAC will continue to develop and publish subsequent updates to the TCRM with a focus on sections concerning electronic records and promoting best practices. It will also continue to review and make recommendations on various statutes and rules governing trial court records management.</p>		
<p>The subcommittee identified the following projects:</p>		
<ul style="list-style-type: none"> • Develop standards and guidelines governing electronic signatures on documents filed by the parties and attorneys for inclusion in the TCRM. The Information Technology Advisory Committee (ITAC) developed a legislative proposal to amend Code of Civil Procedure section 1010.6(b)(2) in 2016. To conform to this legislative proposal, ITAC will also develop a rule proposal in 2017 to amend Cal. Rules of Court, rule 2.257, to authorize electronic signatures on documents filed into the courts by the parties and attorneys. If the legislative proposal is enacted by the Legislature and rule proposal is adopted by the Judicial Council, the amendments will take effect January 1, 2018. • Review and develop standards and guidelines for electronic court records maintained as data in case management systems. Determine what statutory and rule changes may be required to authorize and implement the maintenance of court records in the form of data. • Review statutes and rules of court pertaining to the contents of registers of action and indexes to determine whether amendments to statutes or rules are necessary. The subcommittee would also like to develop additional guidelines on the contents of indexes and electronic registers of action remotely accessible by the public for inclusion in the TCRM to provide clarity and consistency among courts statewide. Currently, courts from different jurisdictions have varying practices on what to include in the electronic registers of action that are remotely accessible by the public. • Determine the need to propose amendments to Government Code section 68152 to clean up the records retention statutes. The technical amendments will include fixing statutory conflicts regarding the retention of original wills and codicils, retention of Prop 47 petitions, retention of criminal realignment filings, and retention periods for Family and Juvenile cases. • Develop best practices in maintaining original paper court records. Provide guidance on whether certain court records should be maintained in paper form. Several courts have approached Legal Services office with questions about specific types of court records that the original paper document need to be retained for policy reasons. • Develop additional guidelines for exhibits management. 		

#	Ongoing Projects and Activities	
	<ul style="list-style-type: none"> Monitor the progress of proposed 20178 Judicial Council-sponsored legislation, which include amendments to Government Code section 68153, which eliminates the reporting requirement that superior courts must report destroyed court records to the Judicial Council and Government Code section 68152(a)(6), which include a retention period for court records in gun violence cases. <p><i>Status/Timeline:</i> TCRM Updates – Ongoing. GC §§ 68152(a)(6) and 68153 – 20189.</p> <p><i>Resources/Partners:</i> None.</p> <p><i>JCC Staff Resources:</i> Judicial Council and Trial Court Leadership, Information Technology, and Legal Services.</p> <p><i>AC Collaboration:</i> Possible consultation with Information Technology Advisory Committee.</p> <p><i>External Stakeholders:</i> None.</p>	
8.	Project Title: Provide Input to Update the JBSIS Filings Information Definitions	Priority 2
	<p>Project Summary: <i>[This summary is currently being updated.]</i> CEAC will continue to provide input to a working group (staffed by the Office of Court Research (OCR)) that is reviewing and updating the Judicial Branch Statistical Information System (JBSIS) filings information definitions. The working group is focusing on these higher priority definitions, rather than reviewing and updating all definitions in the JBSIS manual.</p> <p>The working group has developed some preliminary recommendations and responses to the courts' feedback and questions concerning JBSIS reporting. It will continue with its work and expects to release the final JBSIS recommendations and updated definitions sometime in 20187.</p> <p>Staff from OCR has also been providing ongoing support to a separate JBSIS subcommittee of the California Tyler Users Group (CATUG). Court Executive Officers and staff members of CATUG recommended that a small group of courts work with Tyler and OCR establish a consistent approach for JBSIS reporting from this new case management system. This subcommittee identified a list of JBSIS reporting questions for OCR, many of which overlap with those questions being considered by the JBSIS working group. OCR has been coordinating the efforts to ensure that consistent and accurate information is being shared with all courts regardless of their case management system.</p>	

#	Ongoing Projects and Activities	
	<p><i>Status/Timeline:</i> 2017<u>8</u>.</p> <p><i>Resources/Partners:</i> None.</p> <p><i>JCC Staff Resources:</i> Judicial Council and Trial Court Leadership and OCR.</p> <p><i>AC Collaboration:</i> None.</p> <p><i>External Stakeholders:</i> None.</p>	
9.	<p>Project Title: Provide Input on Potential Audit Program for Filings Data</p>	<p>Priority 2</p>
	<p>Project Summary: [<i>This summary is currently being updated.</i>] The Office of Court Research (OCR) in conjunction with other necessary Judicial Council divisions or units will develop an audit program for filings data. Given CEAC’s charge per rule 10.48(b)(3), CEAC would like to assist with the planning for this program and provide input on it when OCR begins work in this area. OCR will update the Workload Assessment Advisory Committee (WAAC) on this audit program to ensure that it will evaluate all the filings data used in the workload models.</p> <p>OCR has been studying various options of how an audit program could be implemented. The first component of this plan is an expansion of the current data quality control process. OCR has already implemented this improved data quality control process for the fiscal year 2014–2015 data published in the 2016 Court Statistics Report, and has started the process for fiscal year 2015–2016. Additional components of a Data Audit project plan will be new functions within the Judicial Council, so staff will develop several options along with an estimate of the resource and workload needs for each option.</p> <p>Judicial Council staff expects to develop a draft plan for this Data Audit Program in 2017, though implementation of the plan may depend on securing additional resources so that timeframe may extend into 2018. The Audit Program itself would be an ongoing process/function and it would, therefore, not have a final completion date.</p> <p><i>Status/Timeline:</i> 2018<u>9</u>.</p> <p><i>Resources/Partners:</i> None.</p>	

#	Ongoing Projects and Activities	
	<p><i>JCC Staff Resources:</i> Judicial Council and Trial Court Leadership and OCR.</p> <p><i>AC Collaboration:</i> None.</p> <p><i>External Stakeholders:</i> None.</p>	
10.	<p>Project Title: Review and Recommend Court Administrator Candidates for Membership on the Judicial Council, CEAC Executive Committee, and Other Advisory Groups</p>	<p><i>Priority 1</i></p>
	<p><i>Project Summary:</i> Pursuant to rule 10.48(e)(2), the Executive Committee of CEAC must review and recommend to the council’s Executive and Planning Committee candidates for the following:</p> <ul style="list-style-type: none"> • Members of CEAC’s Executive Committee; • Nonvoting court administrator members of the council; and • Members of other advisory committees who are court executives or judicial administrators. <p><i>Status/Timeline:</i> Ongoing.</p> <p><i>Resources/Partners:</i> None.</p> <p><i>JCC Staff Resources:</i> Judicial Council and Trial Court Leadership.</p> <p><i>AC Collaboration:</i> Executive and Planning Committee.</p> <p><i>External Stakeholders:</i> None.</p>	
11.	<p>Project Title: Serve as a Resource</p>	<p><i>Priority 2</i></p>
	<p><i>Project Summary:</i> Serve as a subject matter resource for Judicial Council divisions and other council advisory groups to avoid duplication of efforts and contribute to the development of recommendations for council action.</p>	

#	Ongoing Projects and Activities	
	<p><i>Status/Timeline:</i> Ongoing.</p> <p><i>Resources/Partners:</i> None.</p> <p><i>JCC Staff Resources:</i> Respective Judicial Council divisions.</p> <p><i>AC Collaboration:</i> Respective advisory bodies.</p> <p><i>External Stakeholders:</i> None.</p>	
12.	<p>Project Title: Study Issues Related to Courts Charging Government Entities, Other Courts, and the Public for Services and Records</p>	<p><i>Priority 2</i></p>
	<p>Project Summary: The TCPJAC/CEAC Joint Working Group on Court Fees provides an opportunity for presiding judges and court executive officers to examine the many complex issues associated with courts’ practices relating to charging government entities, other courts, and the public for various services and records.</p> <p>This working group may perform the following:</p> <ul style="list-style-type: none"> • Assess any new or amended legislation and rules of court; • Identify and consider effective court practices for the purpose of information sharing among presiding judges and court executive officers; • Development of uniform methods for calculating various court fees; and • Assist the Judicial Council with assessing the impact of implementing AB 2839 (Chapter 769, Amendment of Sections 1205 and 2900.5 of the Penal Code, relating to criminal penalties). <p><i>Status/Timeline:</i> [Disbanded in September 2017.]</p> <p><i>Resources/Partners:</i></p> <p><i>JCC Staff Resources:</i></p>	

#	Ongoing Projects and Activities	
	<p><i>AC Collaboration:</i></p> <p><i>External Stakeholders:</i></p>	
13.	<p><i>Project Title:</i> Encourage Cost Savings and Greater Efficiencies for the Trial Courts</p>	<p><i>Priority 2</i></p>
	<p><i>Project Summary:</i> Through the TCPJAC/CEAC Joint Trial Court Efficiencies Vetting Group continue ongoing maintenance and management of the Innovation Knowledge Center (IKC), focused outreach targeting case types/programs of interest to the branch and the legislature; and ongoing marketing and encouraging use of the IKC.</p> <p><i>Status/Timeline:</i> [Disbanded in September 2017.]</p> <p><i>Resources/Partners:</i></p> <p><i>JCC Staff Resources:</i></p> <p><i>AC Collaboration:</i></p> <p><i>External Stakeholders:</i></p>	
14.	<p><i>Project Title:</i> Develop Guidance Concerning Reciprocal Assignments and Case Transfers</p>	<p><i>Priority 2</i></p>
	<p><i>Project Summary:</i> CEAC will develop policies, guidelines, or effective practices concerning reciprocal assignments and the transfer of cases between courts. Trial courts have expressed confusion regarding the statutory requirements and varying court practices surrounding administration and adjudication of a case transferred from one court to another. At a recent trial court training session, all participants conveyed the need for information that would clarify the processes and help the courts identify best practices to use in accordance with relevant law. CEAC may also consider development of guidance concerning change of venue processes for civil matters.</p> <p><i>Status/Timeline:</i> [Disbanded in September 2017.]</p>	

#	Ongoing Projects and Activities
	<p><i>Resources/Partners:</i></p> <p><i>JCC Staff Resources:</i></p> <p><i>AC Collaboration:</i></p> <p><i>External Stakeholders:</i></p>

DRAFT

III. **LIST OF 2017 PROJECT ACCOMPLISHMENTS** *[This section is currently being updated.]*

#	Project Highlights and Achievements <i>[Provide brief, broad outcome(s) and completed date.]</i>
1.	<u>TCPJAC/CEAC Joint Legislation Subcommittee.</u> Remained active throughout 2017, holding 11 conference calls to, on behalf of the TCPJAC and CEAC, provide review and make recommendations on proposed and existing legislation that had a significant operational or administrative impact on the trial courts. In December 2017, the subcommittee will set its schedule for 2018 and continue to meet to review proposals to create, amend, or repeal statutes to achieve cost savings or greater efficiencies for the trial courts. The subcommittee will continue to recommend proposals for the future consideration of the Policy Coordination and Liaison Committee (PCLC).
2.	<u>TCPJAC/CEAC Joint Rules Subcommittee.</u> Remained active throughout 2017 to, on behalf of the TCPJAC and CEAC, provide review and input on behalf of the TCPJAC and CEAC, and submit comments on rules, standards, and form proposals that may have a significant fiscal or operational impact on the trial courts. This subcommittee will continue to be active in 2018 and meet as needed.
3.	Study Issues Related to Courts Charging Government Entities, Other Courts, and the Public for Services and Records. [Disbanded in September 2017.]
4.	Encourage Cost Savings and Greater Efficiencies for the Trial Courts. [Disbanded in September 2017.]

Date: 10/11/17

TAB C

Judicial Branch Statistical Information System (JBSIS) Working Group Update

Court Executives Advisory Committee (CEAC)
Judicial Branch Statistical Information System (JBSIS)
Working Group

Mr. Jake Chatters, Chair
Court Executive Officer
Superior Court of California,
County of Placer
(916) 408-6186
jchatters@placer.courts.ca.gov

Mr. Kevin Harrigan
Court Executive Officer
Superior Court of California,
County of Glenn
(530) 934-6382
kharrigan@glenncourt.ca.gov

Ms. Sherri R. Carter
Court Executive Officer
Superior Court of California,
County of Los Angeles
(213) 633-0112
srcarter@lacourt.org

Mr. Michael D. Planet
Court Executive Officer
Superior Court of California,
County of Ventura
(805) 289-8512
michael.planet@ventura.courts.ca.gov

Mr. Chad Finke
Court Executive Officer
Superior Court of California,
County of Alameda
(510) 891-6000
cfinke@alameda.courts.ca.gov

Mr. Michael M. Roddy
Court Executive Officer
Superior Court of California,
County of San Diego
(619) 450-5478
mike.rodny@sdcourt.ca.gov

Ms. Rebecca Fleming
Court Executive Officer
Superior Court of California,
County of Santa Clara
(408) 882-2714
rfleming@scscourt.org

LEAD STAFF
Mr. Chris Belloli
Supervising Analyst
Office of Court Research
Judicial Council
(415) 865-7658
chris.belloli@jud.ca.gov

Date: 06/14/17

