



JUDICIAL COUNCIL OF CALIFORNIA

455 Golden Gate Avenue
San Francisco, CA 94102-3688
Tel 415-865-4200
TDD 415-865-4272
Fax 415-865-4205
www.courts.ca.gov

HON. TANI G. CANTIL-SAKAUYE
Chief Justice of California
Chair of the Judicial Council

HON. DOUGLAS P. MILLER
Chair, Executive and Planning Committee

HON. DAVID M. RUBIN
Chair, Litigation Management Committee

HON. KENNETH K. SO
*Chair, Policy Coordination and
Liaison Committee*

HON. HARRY E. HULL, JR.
Chair, Rules and Projects Committee

HON. JAMES E. HERMAN
Chair, Technology Committee

Hon. Marla O. Anderson
Hon. Judith Ashmann-Gerst
Hon. Brian John Back
Hon. Marvin R. Baxter
Hon. Richard Bloom
Mr. Mark G. Bonino
Hon. James R. Brandlin
Hon. David De Alba
Hon. Emilie H. Elias
Hon. Noreen Evans
Mr. James P. Fox
Ms. Donna D. Melby
Hon. Gary Nadler
Ms. Debra Elaine Pole
Hon. David Rosenberg
Hon. Dean T. Stout
Hon. Martin J. Tangeman

ADVISORY MEMBERS

Hon. Daniel J. Buckley
Mr. Richard D. Feldstein
Hon. David E. Gunn
Hon. Morris D. Jacobson
Hon. Brian L. McCabe
Mr. Frank A. McGuire
Hon. Marsha G. Slough
Ms. Mary Beth Todd
Hon. Charles D. Wachob
Hon. Joan P. Weber

MR. MARTIN HOSHINO
Administrative Director,
Judicial Council

October 31, 2014

Ms. Diane F. Boyer-Vine (*electronic copy*)
Legislative Counsel
State of California
State Capitol, Room 3021
Sacramento, California 95814

Mr. Danny Alvarez
Secretary of the Senate
California State Senate
State Capitol, Room 3044
Sacramento, California 95814

Mr. E. Dotson Wilson (*electronic copy*)
Chief Clerk of the Assembly
California State Assembly
State Capitol, Room 3196
Sacramento, California 95814

Re: Judicial Administration Standards and Measures That Promote the
Fair and Efficient Administration of Justice

Dear Ms. Boyer-Vine, Mr. Alvarez, and Mr. Wilson:

Attached is the report of the Judicial Council required by Government
Code Section 77001.5.

Ms. Diane F. Boyer-Vine
Mr. Danny Alvarez
Mr. E. Dotson Wilson
October 31, 2014
Page 2

If you have any questions related to this report, please contact Donna S. Hershkowitz, Director, Judicial Council Court Operations Services, at 818-558-3068 or Donna.Hershkowitz@jud.ca.gov.

Sincerely,



Martin Hoshino
Administrative Director
Judicial Council of California

MH/DSH/bma
Attachment

cc: Margie Estrada, Policy Consultant, Office of Senate President pro Tempore Kevin de León
Fredericka McGee, Special Assistant to Assembly Speaker Toni G. Atkins
Anita Lee, Senior Fiscal & Policy Analyst, Legislative Analyst's Office
Tina McGee, Executive Secretary, Legislative Analyst's Office
Benjamin Palmer, Chief Counsel, Senate Judiciary Committee
Mike Petersen, Counsel, Senate Republican Office of Policy
Drew Liebert, Chief Counsel, Assembly Judiciary Committee
Paul Dress, Consultant, Assembly Republican Office of Policy
Cory T. Jaspersen, Director, Governmental Affairs, Judicial Council
Peter Allen, Senior Manager, Communications, Judicial Council
Yvette Casillas-Sarcos, Administrative Coordinator, Governmental Affairs, Judicial Council



JUDICIAL COUNCIL OF CALIFORNIA

455 Golden Gate Avenue
San Francisco, CA 94102-3688
Tel 415-865-4200
TDD 415-865-4272
Fax 415-865-4205
www.courts.ca.gov

HON. TANI G. CANTIL-SAKAUYE
*Chief Justice of California
Chair of the Judicial Council*

HON. DOUGLAS P. MILLER
Chair, Executive and Planning Committee

HON. DAVID M. RUBIN
Chair, Litigation Management Committee

HON. KENNETH K. SO
*Chair, Policy Coordination and
Liaison Committee*

HON. HARRY E. HULL, JR.
Chair, Rules and Projects Committee

HON. JAMES E. HERMAN
Chair, Technology Committee

*Hon. Marla O. Anderson
Hon. Judith Ashmann-Gerst
Hon. Brian John Back
Hon. Marvin R. Baxter
Hon. Richard Bloom
Mr. Mark G. Bonino
Hon. James R. Brandlin
Hon. David De Alba
Hon. Emilie H. Elias
Hon. Noreen Evans
Mr. James P. Fox
Ms. Donna D. Melby
Hon. Gary Nadler
Ms. Debra Elaine Pole
Hon. David Rosenberg
Hon. Dean T. Stout
Hon. Martin J. Tangeman*

ADVISORY MEMBERS

*Hon. Daniel J. Buckley
Mr. Richard D. Feldstein
Hon. David E. Gunn
Hon. Morris D. Jacobson
Hon. Brian L. McCabe
Mr. Frank A. McGuire
Hon. Marsha G. Slough
Ms. Mary Beth Todd
Hon. Charles D. Wachob
Hon. Joan P. Weber*

MR. MARTIN HOSHINO
*Administrative Director,
Judicial Council*

Report title: Judicial Administration Standards and Measures That Promote the Fair and Efficient Administration of Justice

Statutory citation: Government Code section 77001.5

Date of report: October 31, 2014

The Judicial Council has submitted a report to the Legislature in accordance with Government Code 77001.5.

The following summary of the report is provided under the requirements of Government Code section 9795.

Government Code section 77001.5 requires the Judicial Council to adopt and annually report on “judicial administration standards and measures that promote the fair and efficient administration of justice, including, but not limited to, the following subjects:

- (1) Providing equal access to courts and respectful treatment for all court participants.
- (2) Case processing, including the efficient use of judicial resources.
- (3) General court administration.”

Because of continued resource limitations in the judicial branch, the attached report identifies and reports on existing measures adopted by the Judicial Council that respond to the reporting requirements.

Taking advantage of improvements in data quality, the report to the Legislature provides information on the following standards and measures of trial court operations:

- Caseload Clearance Rates
- Time to Disposition
- Stage of Case at Disposition
- Trials by Type of Proceeding
- Judicial Workload and Resources

The full report can be accessed here: <http://www.courts.ca.gov/7466.htm>

A printed copy of the report may be obtained by calling 415-865-7454.



Judicial Administration Standards and Measures That Promote the Fair and Efficient Administration of Justice

REPORT TO THE LEGISLATURE UNDER
GOVERNMENT CODE SECTION 77001.5

NOVEMBER 2014



JUDICIAL COUNCIL
OF CALIFORNIA

WORKLOAD ASSESSMENT
ADVISORY COMMITTEE

Judicial Council of California
Operations & Programs Division
Office of Court Research
455 Golden Gate Avenue
San Francisco, CA 94102-3688

More information about the state judicial system may be found on the California Courts website at www.courts.ca.gov.

JUDICIAL COUNCIL OF CALIFORNIA

Hon. Tani G. Cantil-Sakauye
*Chief Justice of California and
Chair of the Judicial Council*

Mr. Martin Hoshino
*Administrative Director
Judicial Council*

OPERATIONS & PROGRAMS DIVISION

Mr. Curtis L. Child
Chief Operating Officer

COURT OPERATIONS SERVICES

Ms. Donna S. Hershkowitz
Director

OFFICE OF COURT RESEARCH

Ms. Leah Rose-Goodwin
Manager

Primary Authors

*Mr. Brian Aho
Ms. Leah Rose-Goodwin*

Introduction

Government Code section 77001.5 requires the Judicial Council to adopt and annually report on “judicial administration standards and measures that promote the fair and efficient administration of justice, including, but not limited to, the following subjects:

- (1) Providing equal access to courts and respectful treatment for all court participants.
- (2) Case processing, including the efficient use of judicial resources.
- (3) General court administration.”

This annual report to the Legislature focuses the analysis on four key quantitative measures of trial court performance:

- Caseload Clearance Rates;
- Time to Disposition;
- Stage of Case at Disposition; and
- Trials by Type of Proceeding.

In addition to these measures, this report also provides information on the availability of branch resources including:

- Assessed need for new judgeships (Gov. Code, § 69614); and
- Status of the conversion of subordinate judicial officer positions to judgeships (Gov. Code, § 69615).¹

Finally, this report provides a brief narrative describing work conducted since the last reporting period to improve the standards and measures of judicial administration.

¹ For more information on the rationale for selecting these quantitative measures and how they align with the legislative mandate contained in Government Code Section 77001.5, see <http://www.courts.ca.gov/documents/lr-Jud-Admin-Stand-and-measures-122712.pdf>.

Quantitative Measures of Court Performance

The CourTools

The National Center for State Courts (NCSC) developed the CourTools in an effort to provide trial courts with “a set of balanced and realistic performance measures that are practical to implement and use.”² The CourTools draw on previous work conducted on trial court performance—primarily the Trial Court Performance Standards developed by the NCSC and published in the late 1990s—but also on relevant measures from other successful public and private organizations.

Previous reports to the Legislature contained a more in-depth description of the CourTools program, so that discussion has been omitted here. Table 1 below lists the 10 CourTools and shows the availability and quality of the data that we have on these measures for the California trial courts. Brief descriptions of the measures that the branch can currently report that are included in this report follow the table.

[REMAINDER OF PAGE INTENTIONALLY LEFT BLANK]

² See “CourTools: Giving Courts the Tools to Measure Success” (NCSC 2005), <http://www.courtools.org/>.

		NCSC's CourTools	Table 1: Status of <i>CourTools</i> Data in California Trial Courts			
			Availability	Scope	Data Quality	Location in This Report
CalCourTools	AVAILABLE	Clearance Rates	Monthly Reports	All courts	Good	Appendix B
		Time to Disposition	Monthly Reports	Missing data from some courts on some case types	Fair	Appendix C
		Collection of Monetary Penalties	Annual report under PC 1463.010, Statewide Collection of Court- Ordered Debt	Statewide	Good	N/A
	DATA NOT VALIDATED	Cost per Case	Annual updates in <i>Resource Assessment Study</i>	All courts	Pending validation	
		Age of Active Pending Caseload	Monthly Reports	Missing data from many courts	Pending validation	
		Effective Use of Jurors	Annual Report	Missing data from fewer than 5 courts	Pending validation	
	DATA NOT AVAILABLE	Access & Fairness Survey	No ongoing reporting	N/A	N/A	
		Court Employee Satisfaction	No ongoing reporting	N/A	N/A	
		Reliability and Integrity of Case Files	No ongoing reporting	N/A	N/A	
		Trial Date Certainty	No ongoing reporting	N/A	N/A	

The bottom four rows of the table show the CourTools measures for which there is no current data source. Collecting and reporting on these measures would require the devotion of new resources to data collection and analysis and/or reprogramming of court case management systems and the training of clerks to enter new data codes. The middle rows show measures for which some data are available. Most of these have not yet been validated and one is reported separately in a different legislatively mandated report. The top two rows show the CourTools data that are available now and respond to the mandate in Government Code section 77001.5:

Clearance Rates

Clearance rates show the number of outgoing cases as a percentage of the number of incoming cases. They provide an indirect measure of whether the court is disposing of cases in a timely fashion or whether a backlog of cases is growing. Monitoring clearance rates by case type helps a court identify those areas needing the most attention. Viewed over a time period, the clearance rate is expected to hover closely around 1.0 or 100 percent.

Time to Disposition

The time to disposition is the amount of time it takes a court to dispose of cases within established time frames. Trial court case disposition time goals serve as a starting point for monitoring court performance.

These measures of court operations were adopted by the Judicial Council as Standard of Judicial Administration 2.2. This standard establishes caseload clearance in civil case processing as a judicial administration goal and sets time-to-disposition goals for six civil and criminal case types: felony, misdemeanor, unlimited civil, limited civil, small claims, and unlawful detainer (see Appendix A).

Despite the data limitations on these measures highlighted in Table 1, a sizeable number of courts already report this data to the Judicial Council. Furthermore, Judicial Council staff have undertaken improved quality control measures to provide feedback to the courts on the data that they report and have increased technical assistance to help courts identify and fix data reporting problems. Appendices B and C show these data in a format that allows for easy tracking of trial data relative to these standards.

Other Caseflow Management Data

In addition to the CourTools data, additional information reported by the trial courts can also be used as diagnostic measures of a court's calendar management practices. How cases move through and out of the system—in other words, the stage of cases at disposition—can be useful indicators of effective case-processing practices and court operational efficiency. Efficient and effective case management can improve not only the timeliness of case disposition but also the quality of justice in resolution of these cases.

Stage of Case at Disposition

The stage and manner in which a case is disposed (i.e., how and when a case is disposed) can be a useful diagnostic measure of a court's case management practices and the timeliness and quality of case resolution.³

Trials by Type of Proceeding

The number and type of trials is an important data element to break out separately from the data on the stage of case at disposition. Given the significance of trials on a court's

³ The stage of case at disposition is not entirely under the control of the court. For example, if the district attorney and public defender are unable or unwilling to reach a mutually agreeable plea, or if parties do not settle civil cases, despite the courts' best efforts, the stage and manner of disposition may be beyond the power of the court to affect substantially.

operations and resources, it is important to consider this measure in conjunction with other court performance data.

Table 2 below describes the quality of the data on these additional measures of court operations.

Caseflow Management Data	Table 2: Status of Data in California Trial Courts			
	Availability	Scope	Quality	Location in This Report
Stage of Case at Disposition	Monthly Reports	All courts	Good	Appendix D
Trials by Type of Proceeding	Monthly Reports	All courts	Good	Appendix E

Findings⁴

Caseload Clearance Rates (See Appendix B):

- In fiscal year 2012–2013, the most recent year for which data are available, clearance rates improved for some case types and declined for others:
 - Civil clearance rates varied with some rates declining and others improving or remaining the same. Clearance rates fell from 94 percent to 91 percent for motor vehicle unlimited cases and from 94 percent to 85 percent for “other” civil unlimited. Limited civil rates declined but remained above 100 percent. The clearance rate for small claims increased from 100 percent to 106 percent, and for small claims appeals from 74 percent to 75 percent. The rate for other civil complaints remained constant at 99 percent.
 - Clearance rates fell for every type of criminal filing *except* for traffic misdemeanors, which increased one percent to 78 percent. The clearance rate for felony cases declined one percent to 93 percent. The rate for nontraffic misdemeanor cases fell from 88 percent to 83 percent, and for nontraffic infractions from 88 percent to 81 percent.
 - Fluctuations in clearance rates appear larger in family and juvenile cases. For example, within family law, the clearance rate for marital petitions increased from 92 percent to 100 percent, while the clearance rate for other family law petitions decreased from 89 percent to 87 percent. While the clearance rate for delinquency cases improved from 88 percent to 92 percent, the rate for dependency cases declined from 73 percent to 70 percent.

⁴ All of the findings reported here refer to trial court data submitted through June 30, 2013. These data are reported in more detail in the 2014 Court Statistics Report, <http://courts.ca.gov/13421.htm>.

Time to Disposition (See Appendix C):

- Time-to-disposition data show a similar variation across case types:
 - For unlimited civil and limited civil cases, the percentage of cases disposed declined by one to three percent at each of the three milestones for which this measure is tracked, specifically at 12, 18, and 24 months. Times to disposition improved by one percent for unlawful detainer cases at the 30-day milestone, and two percent at 45 days. The percentage of small claims cases disposed of in less than 70 and 90 days each declined by five percent, to 59 percent and 70 percent, respectively.
 - Criminal case processing times improved by one percent for felonies resulting in bindovers or certified pleas at the 30- and 45-day milestones, to 49 percent and 59 percent, respectively. The 90-day milestone remained at 75 percent. Misdemeanor processing times each decreased by one percent to 63 percent disposed in less than 30 days, 79 percent in 90 days, and 84 percent in 120 days.

- Time standards for family law cases are set forth in rule 5.83 of the California Rules of Court, and time standards for juvenile cases can be found in rule 5.505. However, at this time, courts are not able to consistently and accurately report on these measures. Future reports will include this data as collection of these measures improves.

Stage of Case at Disposition (See Appendix D):

Civil

- Slightly less than four of every five unlimited civil cases—79 percent—are disposed before trial.
- Of the remaining unlimited civil cases disposed by a trial, the vast majority—85 percent—are bench trials. Only 3 percent of unlimited civil trials are jury trials. The remaining dispositions of unlimited civil cases are *trials de novo*, which are made up of small claims appeals.
- In limited civil cases, only 8 percent of filings are disposed by trial and over 99 percent of these cases are bench trials.
- In small claims, the majority (57 percent) of dispositions are after trial.

Criminal

- The vast majority of felony cases (98 percent) are disposed before trial.
- Of the felonies disposed after trial, 89 percent are jury trials.
- In felonies disposed before trial, 72 percent result in felony convictions. In felonies disposed after jury trial, 81 percent result in a felony conviction.
- The vast majority of nontraffic misdemeanors (99 percent) and traffic misdemeanors (99 percent) are disposed before trial.
- Of the misdemeanors disposed after trial, 44 percent of nontraffic cases and 74 percent of traffic cases are by bench trial, with the remainder disposed by jury trial.

Trials by Type of Proceeding (See Appendix E):

- The total number of jury trials declined for the fourth straight year, falling to 9,480 trials. The decline in the total number of jury trials is driven primarily by a decrease in the number of felony jury trials. During the same period, jury trials in civil unlimited, other civil limited, and probate/mental health all increased.
- The total number of court trials fell after reaching a 10-year high last year, from 533,871 to 469,646 across all case types. Personal injury/property damage civil unlimited cases experienced the largest drop in trials, percentage-wise (31 percent).

Judicial Workload and Resources

- The 2014 Judicial Needs Assessment shows a statewide need of 2,171.3 full-time equivalent judicial officers. Statewide estimates do not accurately capture the branch's need for new judgeships because judgeships are not allocated at the state level, but to individual counties. Also, the branch's smallest courts are authorized to have a minimum of two judgeships even though the workload need in those courts may translate to a much smaller number of FTE judicial officers. Therefore, the need for new judicial officers is calculated by adding up the FTE need in the courts that are in need of new judicial positions. The 2014 Judicial Needs Assessment shows that a total of 269.8 FTE judicial officers are needed to meet the workload need, representing a shortfall of just under 14 percent over the total number of authorized and funded positions in the state (see Appendix F).
- As of the end of the most recent year for which data are compiled and reported in the *Court Statistics Report*, a total of 97 conversions were completed as of June 30, 2013 (see Appendix G). Eleven additional conversions were completed in FY 2013–14 but will not appear in the *Court Statistics Report* until 2015. With those 11 additional conversions, the statewide total positions converted to judgeships is 108 as of the close of FY 2013–14.
- Although the conversion of SJOs does not provide much-needed *new* resources to the courts, it does provide the courts with greater flexibility in the assignment of judicial officers. Moreover, it begins to restore the proper balance between judges and SJOs in the court, enabling constitutionally empowered judges who are held accountable by standing for election before their communities to hear cases that are appropriate to their rank.

Update to the Staff Workload Study

Weighted caseload has been the national standard for evaluating the workload of judges and court staff for almost two decades.⁵ The number and types of cases that come before the court—the court's caseload—is the starting point for any evaluation of workload. However, without using weighted case data, it is impossible to make meaningful calculations about the differences in the amount of work required. For example, while a felony and infraction case each represent one filing for the court, they have very different impacts on the court's workload. Weighted caseload is therefore required to account for the types of cases coming before the court and to translate that information into effective and usable workload data.

⁵ See *Assessing the Need for Judges and Court Support Staff*, National Center for State Courts, State Justice Institute, 1996.

The Judicial Council has approved workload models that utilize weighted caseload to assess where new judgeships and additional nonjudicial resources are most urgently needed and will have the biggest impact. The relative weight applied to different types of cases, however, requires periodic review due to changes in the law, technology, and practice, which all affect the average amount of time required for case processing. Periodic review and, where necessary, revision of caseweights, ensures that the allocation formulas reported to the Legislature and the Governor accurately reflect the current amount of time required to resolve cases.

The previous report to the Legislature described recent updates to the judicial and staff workload study. The judicial officer workload study update was approved by the Judicial Council at its December 2011 business meeting.⁶ And, at its February 2013 meeting, the Judicial Council approved updated caseweights and other model parameters to measure court staff workload.⁷ The Resource Assessment Study (RAS) model was then adopted by the Judicial Council as the foundation of a workload-based trial court funding methodology.⁸ Funding based on this model is being phased in over a number of years. When funding is fully allocated consistent with this model, we will be better able to measure the fair and efficient administration of justice across courts.

Conclusion

This report has summarized *quantitative* measures of trial court performance and provides information on updates to the Resource Assessment Study model. Future reports will continue to provide updated and comparative information on these measures to permit an analysis of the courts' ability to provide fair and efficient administration of justice.

⁶ <http://www.courts.ca.gov/documents/jc-121211-item3.pdf>

⁷ <http://www.courts.ca.gov/documents/jc-20130226-itemM.pdf>

⁸ See April 26, 2013 report to the Judicial Council, *Trial Court Budget Working Group: Recommendation of New Budget Development and Allocation Methodology*.

Appendix A: Standards of Judicial Administration, Standard 2.2. Trial Court Case Disposition Time Goals

(a) Trial Court Delay Reduction Act

The recommended goals for case disposition time in the trial courts in this standard are adopted under Government Code sections 68603 and 68620.

(Subd (a) amended effective January 1, 2007; adopted effective July 1, 1987; relettered effective January 1, 1989; previously amended effective January 1, 2004.)

(b) Statement of purpose

The recommended time goals are intended to guide the trial courts in applying the policies and principles of standard 2.1. They are administrative, justice-oriented guidelines to be used in the management of the courts. They are intended to improve the administration of justice by encouraging prompt disposition of all matters coming before the courts. The goals apply to all cases filed and are not meant to create deadlines for individual cases. Through its case management practices, a court may achieve or exceed the goals stated in this standard for the overall disposition of cases. The goals should be applied in a fair, practical, and flexible manner. They are not to be used as the basis for sanctions against any court or judge.

(Subd (b) amended effective January 1, 2007; adopted effective July 1, 1987, as (1); relettered effective January 1, 1989; previously amended effective January 1, 2004.)

(c) Definition

The definition of “general civil case” in rule 1.6 applies to this section. It includes both unlimited and limited civil cases.

(Subd (c) amended effective January 1, 2007; adopted effective January 1, 2004.)

(d) Civil cases—processing time goals

The goal of each trial court should be to process general civil cases so that all cases are disposed of within two years of filing.

(Subd (d) amended and relettered effective January 1, 2004; adopted effective July 1, 1987, as (2); previously amended effective July 1, 1988; amended and relettered as subd (c) effective January 1, 1989.)

(e) Civil cases—rate of disposition

Each trial court should dispose of at least as many civil cases as are filed each year and, if necessary to meet the case-processing goal in (d), dispose of more cases than are filed. As the court disposes of inactive cases, it should identify active cases that may require judicial attention.

(Subd (e) amended effective January 1, 2007; adopted effective July 1, 1987, as (3); previously amended effective July 1, 1988; previously amended and relettered as subd (d) effective January 1, 1989, and as subd (e) effective January 1, 2004.)

(f) General civil cases—case disposition time goals

The goal of each trial court should be to manage general civil cases, except those exempt under (g), so that they meet the following case disposition time goals:

(1) *Unlimited civil cases:*

The goal of each trial court should be to manage unlimited civil cases from filing so that:

- (A) 75 percent are disposed of within 12 months;
- (B) 85 percent are disposed of within 18 months; and
- (C) 100 percent are disposed of within 24 months.

(2) *Limited civil cases:*

The goal of each trial court should be to manage limited civil cases from filing so that:

- (A) 90 percent are disposed of within 12 months;
- (B) 98 percent are disposed of within 18 months; and
- (C) 100 percent are disposed of within 24 months.

(3) *Individualized case management*

The goals in (1) and (2) are guidelines for the court's disposition of all unlimited and limited civil cases filed in that court. In managing individual civil cases, the court must consider each case on its merits. To enable the fair and efficient resolution of civil cases, each case should be set for trial as soon as appropriate for that individual case consistent with rule 3.729.

(Subd (f) amended effective January 1, 2007; adopted as subd (g) effective July 1, 1987; relettered as subd (h) effective January 1, 1989; amended effective July 1, 1991; previously amended and relettered as subd (f) effective January 1, 2004.)

(g) Exceptional civil cases

A general civil case that meets the criteria in rules 3.715 and 3.400 and that involves exceptional circumstances or will require continuing review is exempt from the time goals in (d) and (f). Every exceptional case should be monitored to ensure its timely disposition consistent with the exceptional circumstances, with the goal of disposing of the case within three years.

(Subd (g) amended effective January 1, 2007; adopted effective January 1, 2004.)

(h) Small claims cases

The goals for small claims cases are:

- (1) 90 percent disposed of within 75 days after filing; and
- (2) 100 percent disposed of within 95 days after filing.

(Subd (h) adopted effective January 1, 2004.)

(i) Unlawful detainer cases

The goals for unlawful detainer cases are:

- (1) 90 percent disposed of within 30 days after filing; and
- (2) 100 percent disposed of within 45 days after filing.

(Subd (i) adopted effective January 1, 2004.)

(j) Felony cases—processing time goals

Except for capital cases, all felony cases disposed of should have a total elapsed processing time of no more than one year from the defendant's first arraignment to disposition.

(Subd (j) amended effective January 1, 2007; adopted effective January 1, 2004.)

(k) Misdemeanor cases

The goals for misdemeanor cases are:

- (1) 90 percent disposed of within 30 days after the defendant's first arraignment on the complaint;
- (2) 98 percent disposed of within 90 days after the defendant's first arraignment on the complaint; and
- (3) 100 percent disposed of within 120 days after the defendant's first arraignment on the complaint.

(Subd (k) adopted effective January 1, 2004.)

(l) Felony preliminary examinations

The goal for felony cases at the time of the preliminary examination (excluding murder cases in which the prosecution seeks the death penalty) should be disposition by dismissal, by interim disposition by certified plea of guilty, or by finding of probable cause, so that:

- (1) 90 percent of cases are disposed of within 30 days after the defendant's first arraignment on the complaint;
- (2) 98 percent of cases are disposed of within 45 days after the defendant's first arraignment on the complaint; and
- (3) 100 percent of cases are disposed of within 90 days after the defendant's first arraignment on the complaint.

(Subd (l) adopted effective January 1, 2004.)

(m) Exceptional criminal cases

An exceptional criminal case is not exempt from the time goal in (j), but case progress should be separately reported under the Judicial Branch Statistical Information System (JBSIS) regulations.

(Subd (m) amended effective January 1, 2007; adopted effective January 1, 2004.)

(n) Cases removed from court's control excluded from computation of time

If a case is removed from the court's control, the period of time until the case is restored to court control should be excluded from the case disposition time goals. The matters that remove a case from the court's control for the purposes of this section include:

- (1) Civil cases:
 - (A) The filing of a notice of conditional settlement under rule 3.1385;
 - (B) An automatic stay resulting from the filing of an action in a federal bankruptcy court;
 - (C) The removal of the case to federal court;
 - (D) An order of a federal court or higher state court staying the case;
 - (E) An order staying the case based on proceedings in a court of equal standing in another jurisdiction;
 - (F) The pendency of contractual arbitration under Code of Civil Procedure section 1281.4;
 - (G) The pendency of attorney fee arbitration under Business and Professions Code section 6201;

- (H) A stay by the reporting court for active military duty or incarceration; and
 - (I) For 180 days, the exemption for uninsured motorist cases under rule 3.712(b).
- (2) Felony or misdemeanor cases:
- (A) Issuance of warrant;
 - (B) Imposition of a civil assessment under Penal Code section 1214.1;
 - (C) Pendency of completion of diversion under Penal Code section 1000 et seq.;
 - (D) Evaluation of mental competence under Penal Code section 1368;
 - (E) Evaluation as a narcotics addict under Welfare and Institutions Code sections 3050 and 3051;
 - (F) 90-day diagnostic and treatment program under Penal Code section 1203.3;
 - (G) 90-day evaluation period for a juvenile under Welfare and Institutions Code section 707.2;
 - (H) Stay by a higher court or by a federal court for proceedings in another jurisdiction;
 - (I) Stay by the reporting court for active military duty or incarceration; and
 - (J) Time granted by the court to secure counsel if the defendant is not represented at the first appearance.

(Subd (n) amended effective January 1, 2007; adopted effective January 1, 2004.)

(o) Problems

A court that finds its ability to comply with these goals impeded by a rule of court or statute should notify the Judicial Council.

(Subd (o) amended effective January 1, 2007; adopted effective January 1, 2004.)

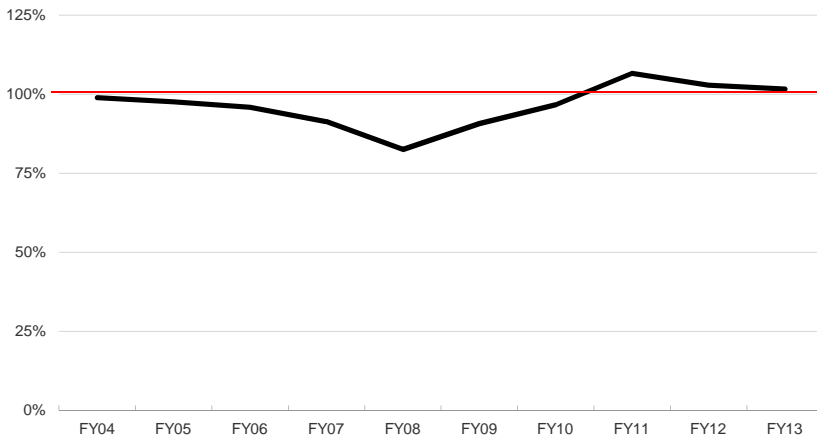
Standard 2.2 amended and renumbered effective January 1, 2007; adopted as sec. 2.1 effective July 1, 1987; previously amended effective January 1, 1988, July 1, 1988, January 1, 1989, January 1, 1990, July 1, 1991, and January 1, 2004.

**Appendix B: CalCourTools, Caseload Clearance Rates
Civil Unlimited, Civil Limited, Small Claims**

**Superior Courts
Figures 1-7**

Fiscal Years 2003-04 through 2012-13

Figure 1: Total Civil



Clearance Rate equals the number of outgoing cases as a percentage of the number of incoming cases. A clearance rate of 100% indicates that the number of cases disposed of in any given year equals the number of cases filed.

$$\text{Clearance Rate} = \frac{\text{Dispositions}}{\text{Filings}}$$

Figure 2: Civil Unlimited

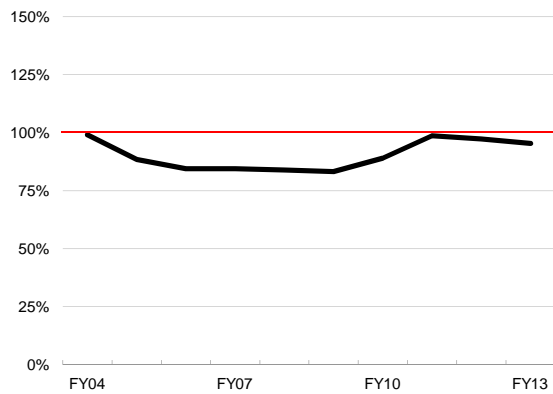


Figure 3: Motor Vehicle PI/PD/WD

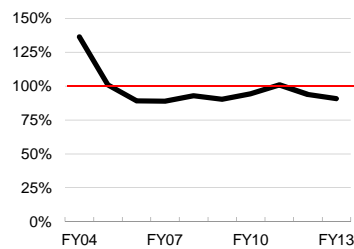


Figure 4: Other PI/PD/WD

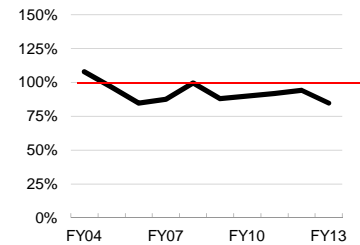


Figure 5: Civil Complaints

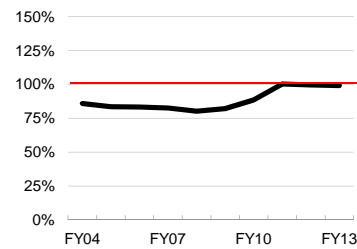


Figure 6: Civil Limited

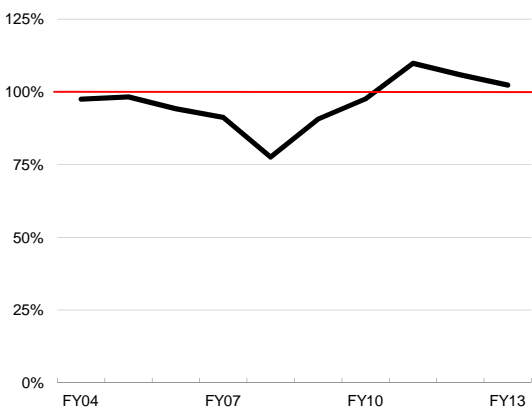


Figure 7: Small Claims

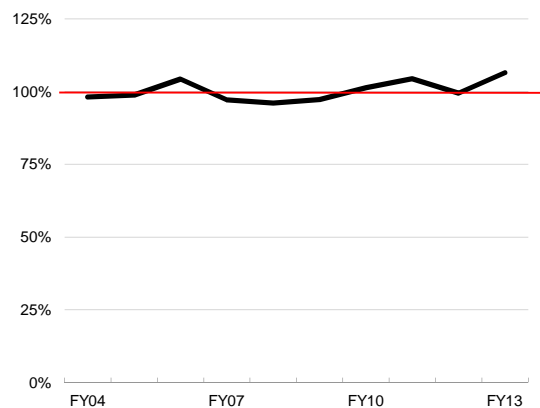
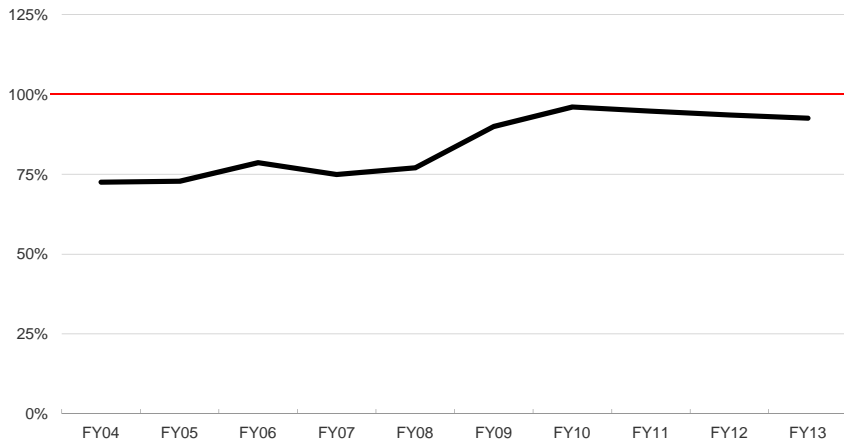


Figure 8: Felony



Clearance Rate equals the number of outgoing cases as a percentage of the number of incoming cases. A clearance rate of 100% indicates that the number of cases disposed of in any given year equals the number of cases filed.

$$\text{Clearance Rate} = \frac{\text{Dispositions}}{\text{Filings}}$$

Figure 9: Nontraffic Misdemeanor

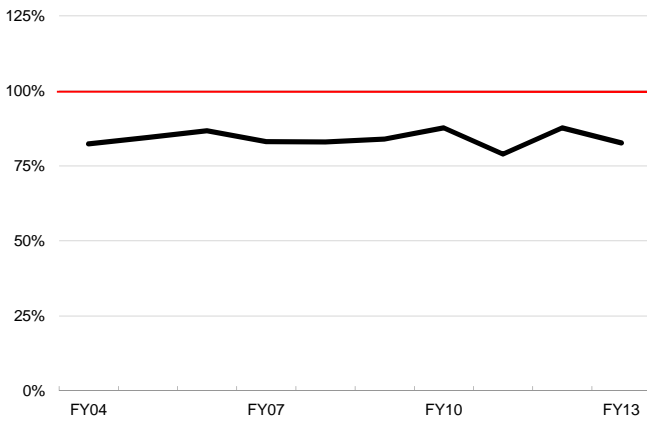


Figure 10: Traffic Misdemeanor

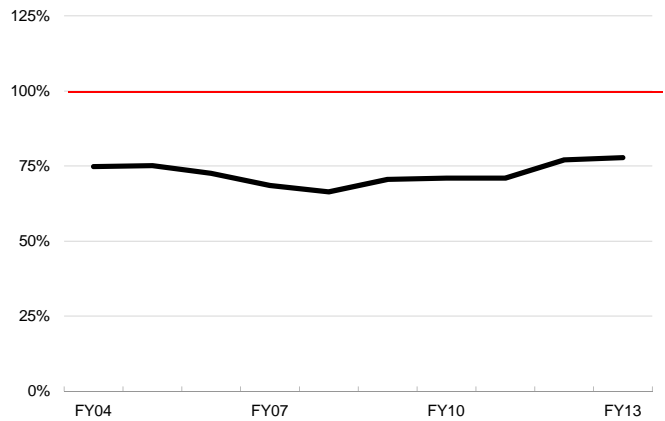


Figure 11: Nontraffic Infraction

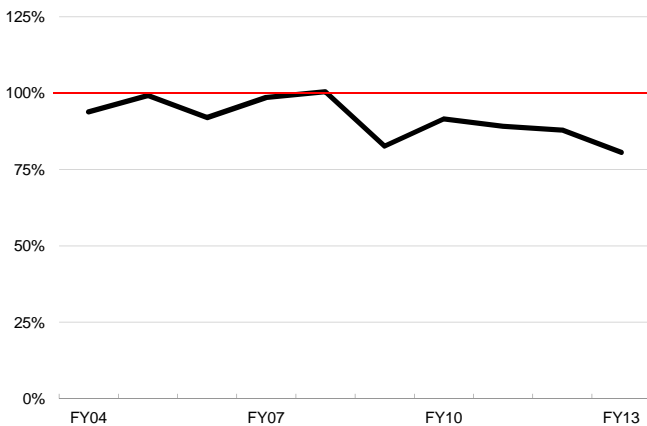
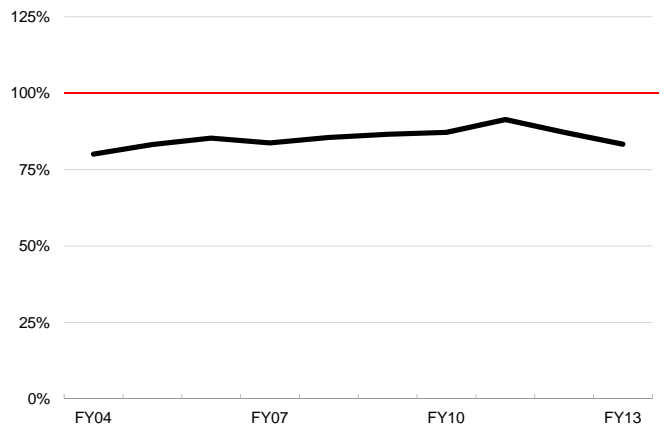


Figure 12: Traffic Infraction



Appendix B (continued): CalCourTools, Caseload Clearance Rates
Family Law, Juvenile Delinquency, Juvenile Dependency
Fiscal Years 2003–04 through 2012–13

Superior Courts
Figures 13–16

Clearance Rate equals the number of outgoing cases as a percentage of the number of incoming cases. A clearance rate of 100% indicates that the number of cases disposed of in any given year equals the number of cases filed.

$$\text{Clearance Rate} = \frac{\text{Dispositions}}{\text{Filings}}$$

Figure 13: Family Law — Marital

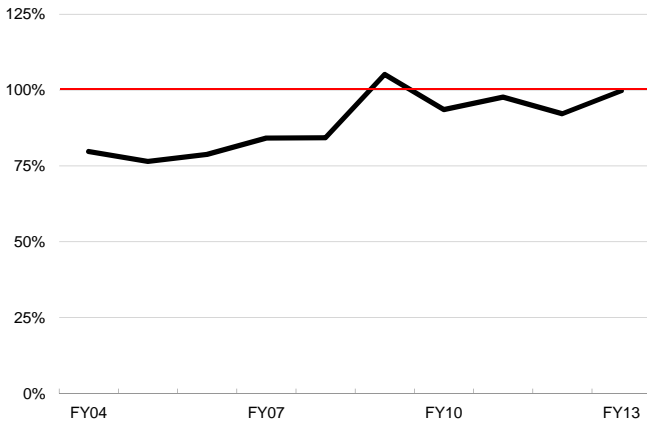


Figure 14: Family Law Petitions

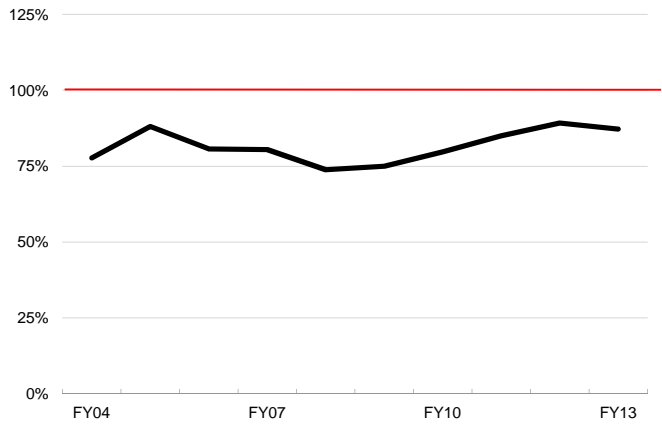


Figure 15: Juvenile Delinquency

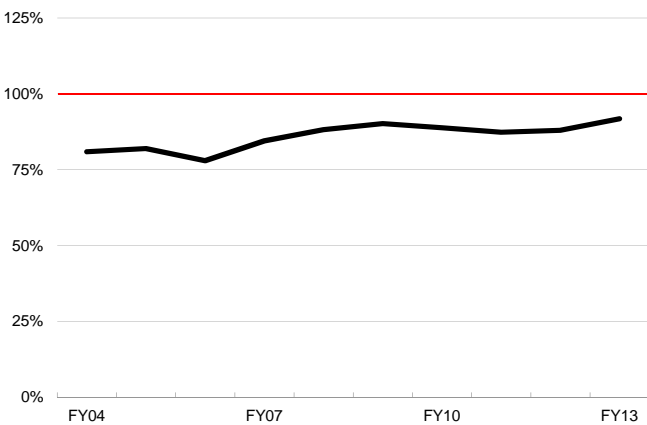
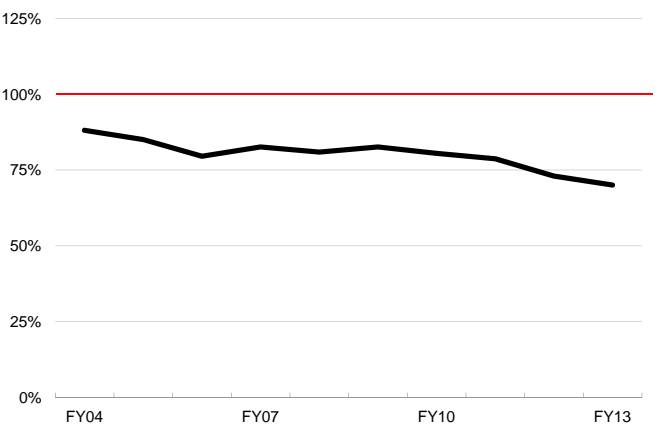


Figure 16: Juvenile Dependency



**Appendix B (continued): CalCourTools, Caseload Clearance Rates
 Probate, Mental Health, Appeals, Habeas Corpus
 Fiscal Years 2003–04 through 2012–13**

**Superior Courts
 Figures 17–20**

Clearance Rate equals the number of outgoing cases as a percentage of the number of incoming cases. A clearance rate of 100% indicates that the number of cases disposed of in any given year equals the number of cases filed.

$$\text{Clearance Rate} = \frac{\text{Dispositions}}{\text{Filings}}$$

Figure 17: Probate

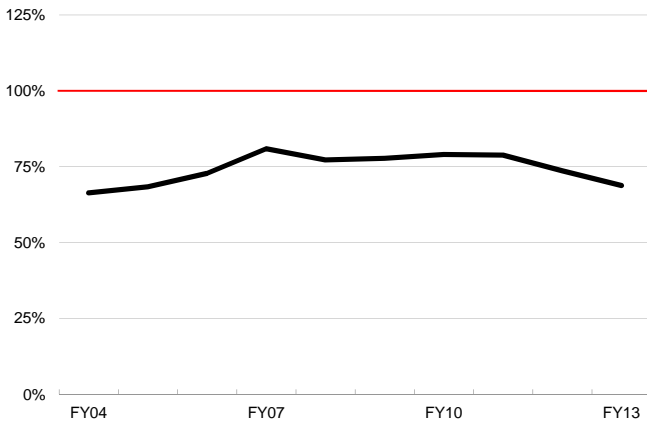


Figure 18: Mental Health

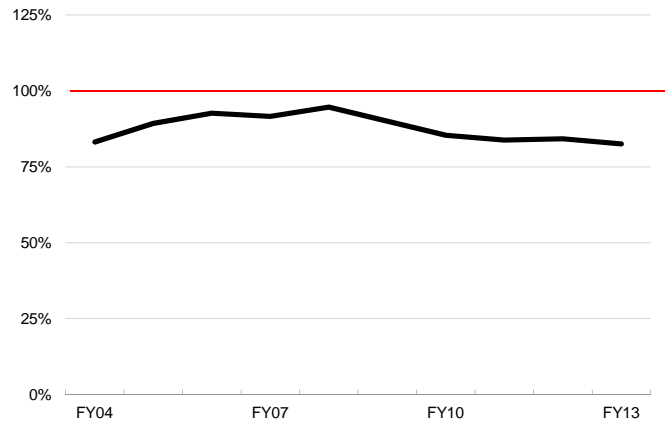


Figure 19: Appeals

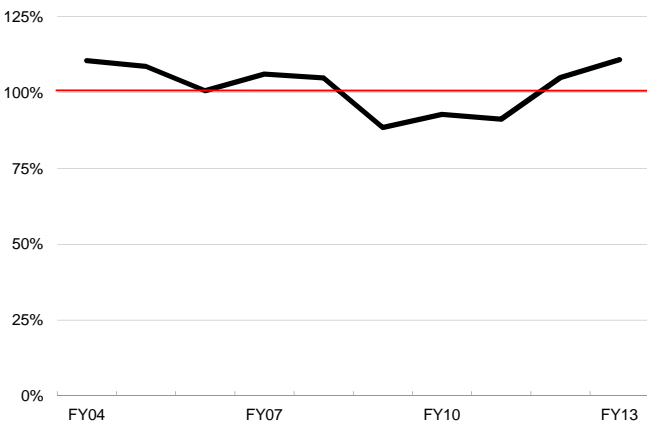
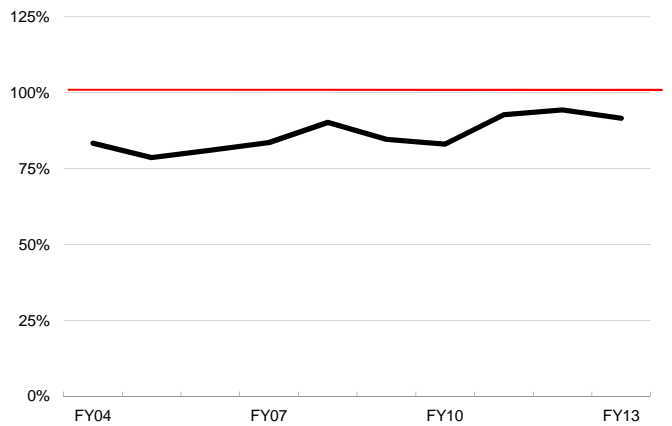


Figure 20: Criminal Habeas Corpus



Civil Case Processing Time (percent of cases disposed within specified periods)

The Standards of Judicial Administration establishes case processing time to disposition goals for different types of civil cases, which are presented below with the specific time standards and target performance level.

<u>Standard</u>	<u>Target</u>
Time standard	Goal

Figure 21: Civil Unlimited

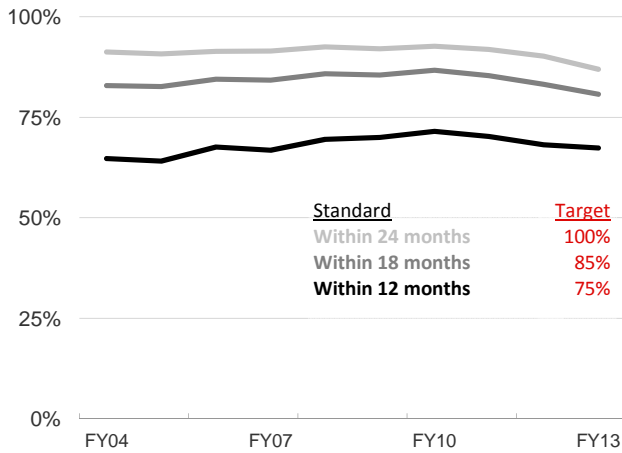


Figure 22: Limited Civil

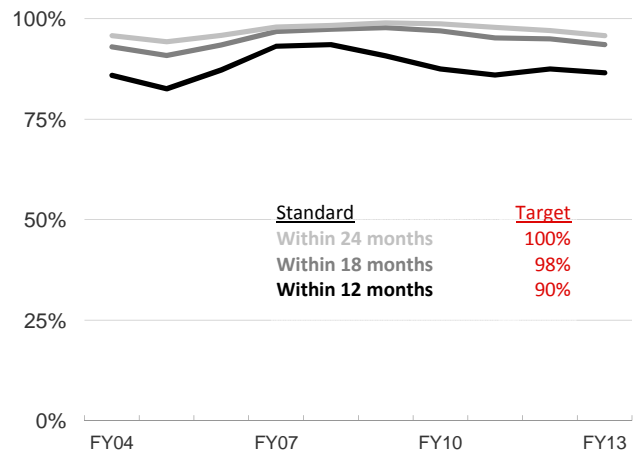


Figure 23: Unlawful Detainer

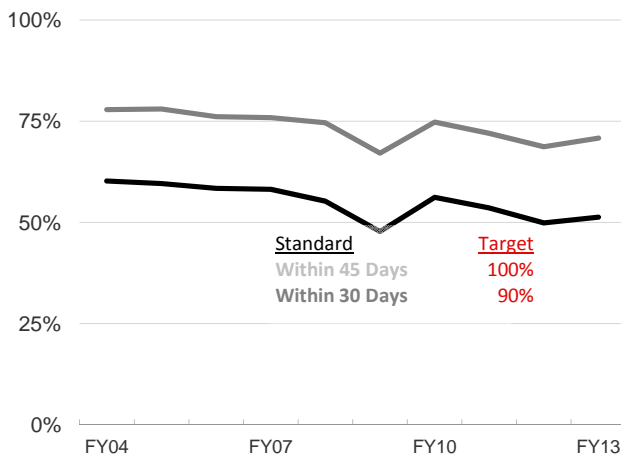


Figure 24: Small Claims

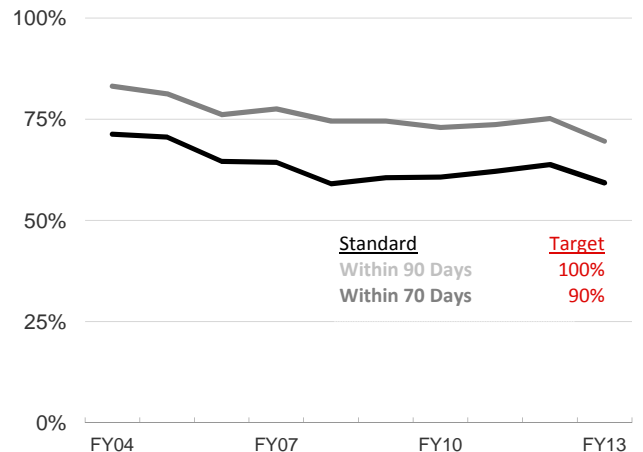
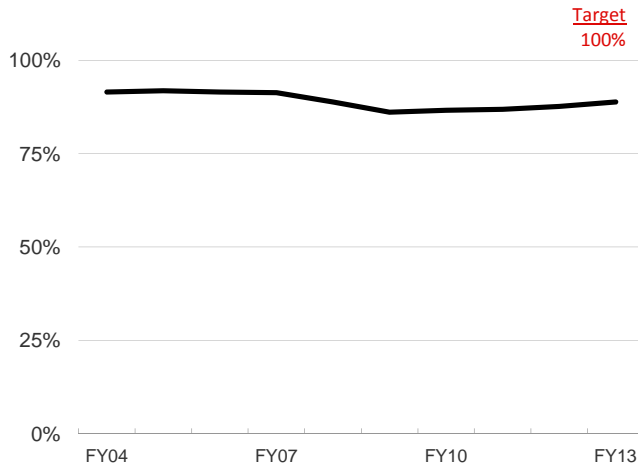


Figure 25: Felonies disposed within 12 months



Criminal Case Processing Time
 (percent of cases disposed within specified periods)

The Standards of Judicial Administration establishes case processing time to disposition goals for different types of criminal cases, which are presented below with the specific time standards and target performance level.

Figure 26: Felonies resulting in bindover or certified pleas

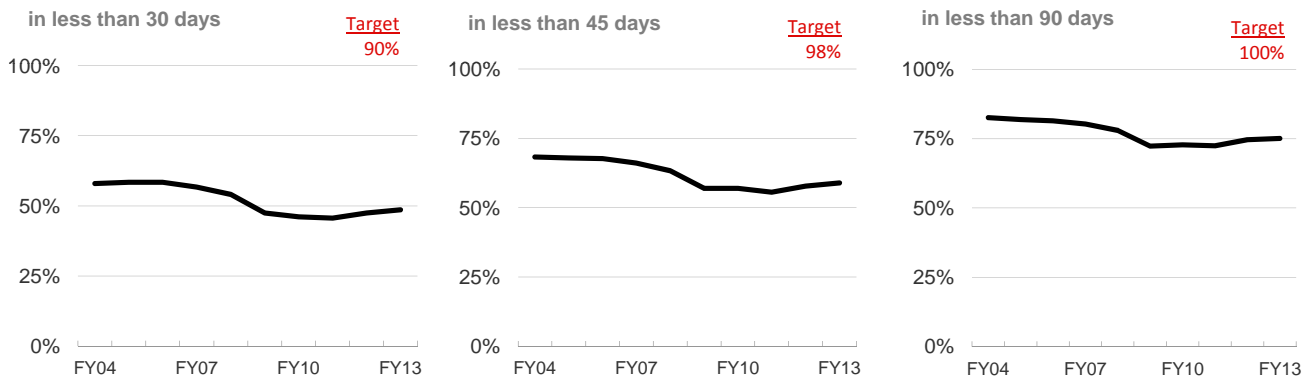


Figure 27: Misdemeanors disposed

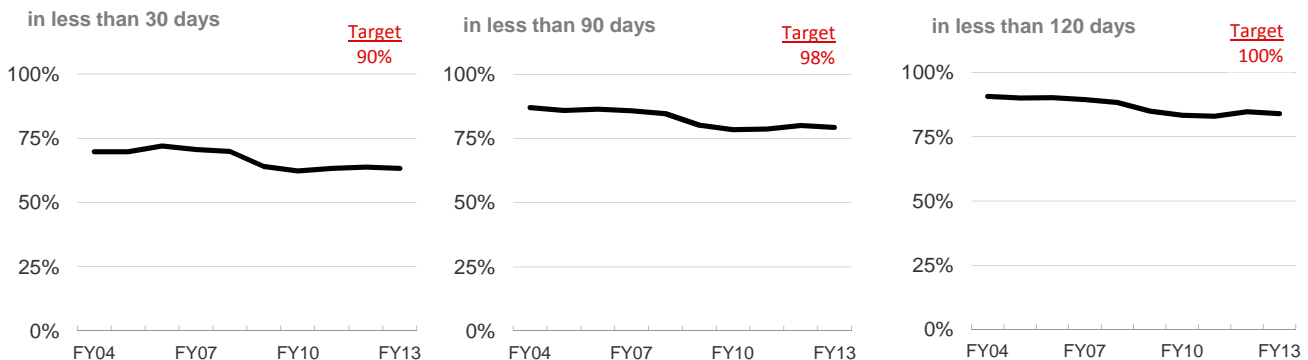


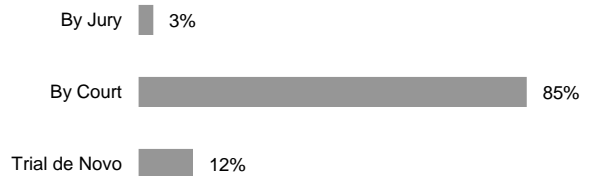
Figure 28: How and at what stage are civil cases resolved?

Unlimited Civil

Number disposed before trial



Number disposed after trial

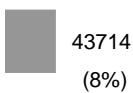


Limited Civil

Number disposed before trial



Number disposed after trial



Small Claims

Number disposed before trial



Number disposed after trial

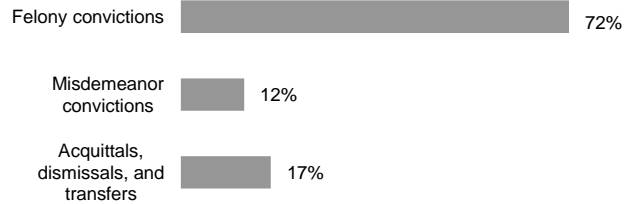


Figure 29: How and at what stage are felony cases resolved?

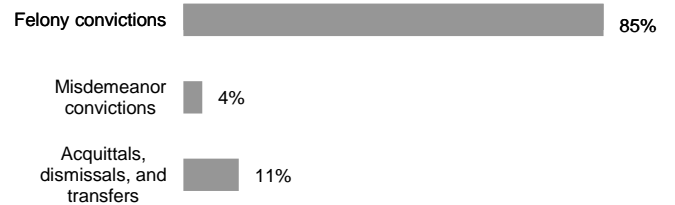
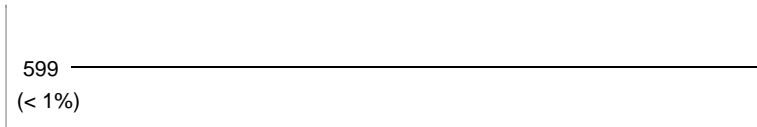
Total felony dispositions (not including felony petitions)



Number disposed before trial



Court trials



Jury trials

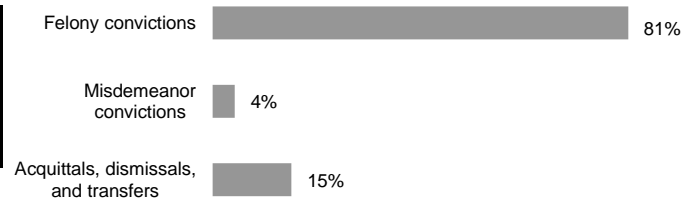
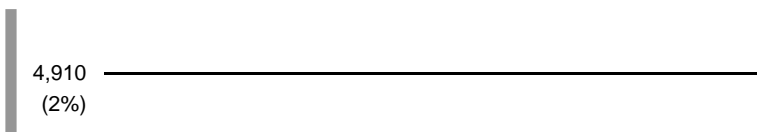
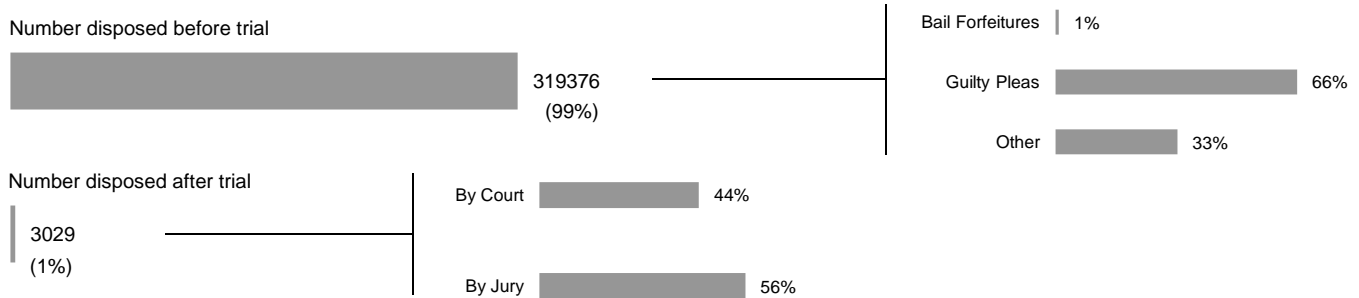
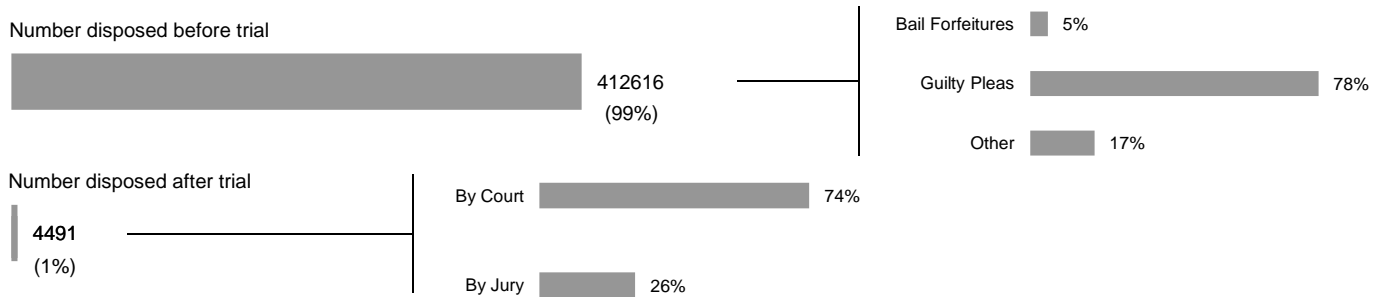


Figure 30: How and at what stage are misdemeanor and infraction cases resolved?

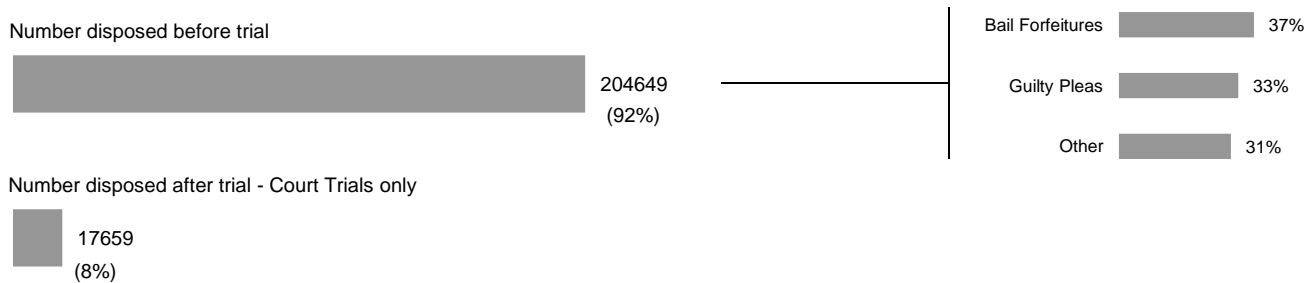
Nontraffic Misdemeanors



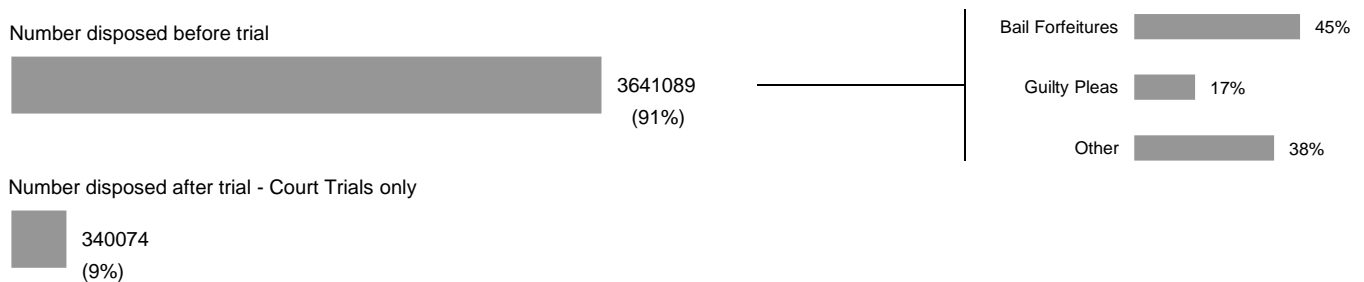
Traffic Misdemeanors



Nontraffic Infractions

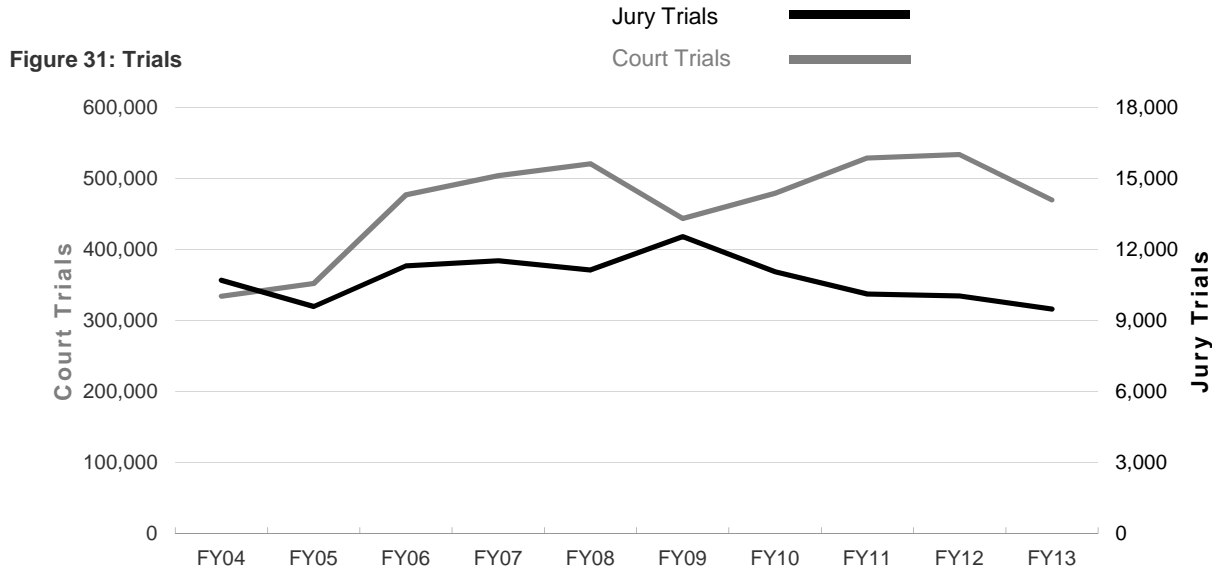


Traffic Infractions



Appendix E: Caseflow Management Data
Trials By Type of Proceeding
 Fiscal Years 2003–04 through 2012–13

Superior Courts
Figures 31–43



Jury Trials

Figure 32: Felony

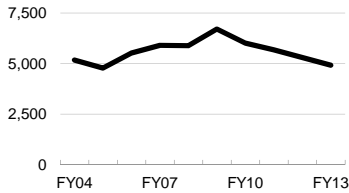


Figure 33: Misdemeanor

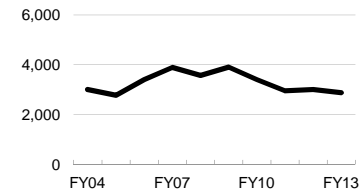


Figure 34: PI/PD/WD Civil Unlimited

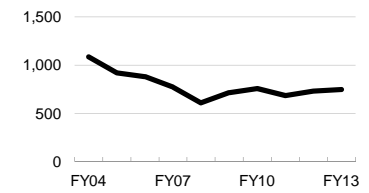


Figure 35: Other Civil Unlimited

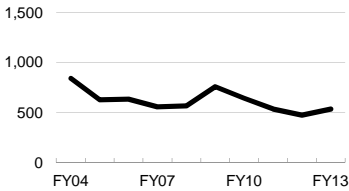


Figure 36: Civil Limited

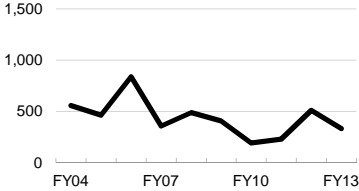
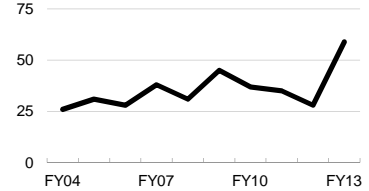


Figure 37: Probate and Mental Health



Court Trials

Figure 38: Felony

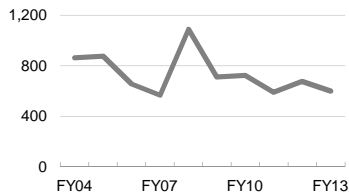


Figure 39: Misdemeanor and Infractions

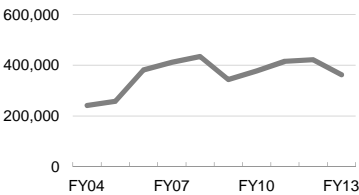


Figure 40: PI/PD/WD Civil Unlimited

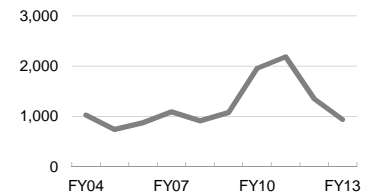


Figure 41: Other Civil Unlimited

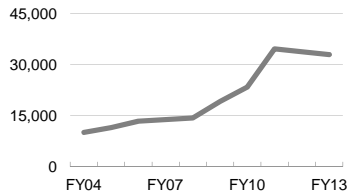


Figure 42: Civil Limited

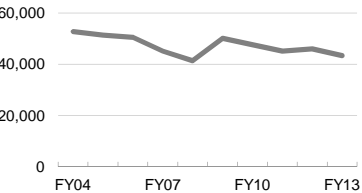
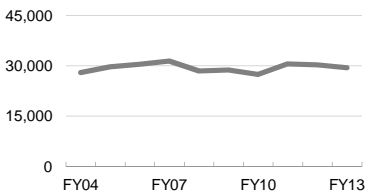


Figure 43: Probate and Mental Health



Appendix F: Assessed Judicial Need, 2014 Update

Table 1: Judicial Need

County	Authorized and funded Judicial Positions (AJP) ¹	2014 Assessed Judicial Need (AJN)	AJN-AJP
Amador	2.3	2.7	0.4
Butte	13.0	14.2	1.2
Calaveras	2.3	2.8	0.5
Del Norte	2.8	3.7	0.9
El Dorado	9.0	9.9	0.9
Fresno	49.0	60.7	11.7
Humboldt	8.0	10.6	2.6
Imperial	11.3	13.8	2.5
Kern	43.0	58.0	15.0
Kings	8.6	11.4	2.8
Lake	4.8	5.2	0.4
Lassen	2.3	3.2	0.9
Los Angeles	585.3	629.5	44.2
Madera	9.3	10.9	1.6
Merced	12.0	16.7	4.7
Monterey	21.2	21.8	0.6
Napa	8.0	8.2	0.2
Orange	144.0	155.6	11.6
Placer	14.5	19.4	4.9
Riverside	76.0	127.4	51.4
Sacramento	72.5	81.8	9.3
San Benito	2.3	2.8	0.5
San Bernardino ²	86.0	143.0	57.0
San Joaquin	33.5	42.3	8.8
San Luis Obispo	15.0	17.9	2.9
Santa Cruz	13.5	14.2	0.7
Shasta	12.0	16.4	4.4
Solano	23.0	25.0	2.0
Sonoma	23.0	26.1	3.1
Stanislaus	24.0	32.6	8.6
Sutter	5.3	6.7	1.4
Tehama	4.3	5.8	1.5
Tulare	23.0	25.9	2.9
Ventura	33.0	40.4	7.4
Yuba	5.3	5.6	0.3
Total need:			269.8
¹ Authorized judicial positions, not including judgeships that were authorized under AB 159. As of October 2014, courts were verifying the number of authorized subordinate judicial officers, and there might be some changes in the number of authorized positions in each court once the review is complete.			
² AJP increased since the last assessment because the Superior Court of California, County of San Bernardino, was authorized to add two SJO positions in FY 2011–12 based on workload need.			

Appendix G: Subordinate Judicial Officer Conversions

Fiscal Years 2007–08 through 2012–13

Background

Rule 10.700 of the California Rules of Court provides for the use of subordinate judicial officers (SJOs) to perform subordinate judicial duties. A presiding judge may also assign a SJO to act as a temporary judge where lawful if the presiding judge determines that it is necessary for the effective administration of justice because of a shortage of judges.

During the 1980s and 1990s, the shortage of judicial positions across the state led many trial courts to create SJO positions to manage their caseloads. The stagnation in the number of new judgeships combined with the growth in the number of SJO positions created an imbalance in many courts, with SJOs spending much of their time working as temporary judges.

To restore the appropriate balance between judges and SJOs in the trial courts, in 2007 the Legislature passed AB 159, which authorized the conversion of 162 SJO positions to judgeships in 25 courts where the Judicial Workload Assessment determined that the number of SJOs exceeded the workload appropriate to SJOs.

Table 1: Subordinate Judicial Officer Conversions

	Total Eligible for Conversion	2007–08	2008–09	2009–10	2010–11	2011–12	2012–13	Positions Remaining for Conversion
Alameda	6	0	0	1	2	3	0	0
Contra Costa	6	3	0	1	0	0	0	2
El Dorado	2	0	1	0	1	0	0	0
Fresno	3	0	1	0	1	0	0	1
Imperial	1	0	0	0	1	0	0	0
Kern	2	0	1	0	0	0	0	1
Los Angeles	78	4	5	7	7	8	6	41
Marin	2	0	0	0	0	1	1	0
Merced	2	0	1	0	0	1	0	0
Napa	1	0	0	0	0	0	0	1
Orange	14	1	2	2	2	3	2	2
Placer	1	0	0	0	0	0	0	1
Riverside	6	1	1	0	0	1	3	0
Sacramento	5	1	2	0	0	2	0	0
San Diego	7	2	0	0	0	0	1	4
San Francisco	9	1	0	1	0	0	0	7
San Luis Obispo	2	1	0	0	0	0	0	1
San Mateo	2	0	0	0	0	0	0	2
Santa Barbara	2	0	0	2	0	0	0	0
Santa Cruz	1	0	0	0	0	1	0	0
Solano	3	1	2	0	0	0	0	0
Sonoma	2	0	0	1	1	0	0	0
Stanislaus	1	0	0	0	1	0	0	0
Tulare	2	0	0	1	0	0	0	1
Yolo	2	1	0	0	0	0	0	1
Total	162	16	16	16	16	20	13	65